

Geometrical frustration, phase transitions and dynamical order

The $Tb_2M_2O_7$ compounds ($M = Ti, Sn$)

Yann Chapuis

PhD supervisor: Alain Yaouanc

September 2009



spsms



Outline

- 1 Introduction
- 2 The $\text{Tb}_2\text{M}_2\text{O}_7$ compounds ($\text{M} = \text{Ti}, \text{Sn}$)
- 3 $\text{Tb}_2\text{Ti}_2\text{O}_7$: sample study
- 4 Crystal field levels
- 5 Conclusions

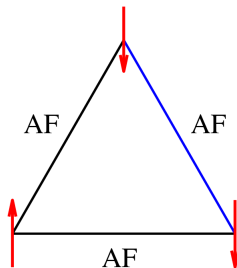
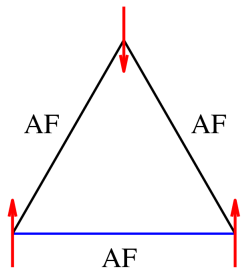
Outline

- 1 Introduction
 - geometrical frustration
 - connectivity and degeneracy
 - spin ice
- 2 The $\text{Tb}_2\text{M}_2\text{O}_7$ compounds ($\text{M} = \text{Ti}, \text{Sn}$)
- 3 $\text{Tb}_2\text{Ti}_2\text{O}_7$: sample study
- 4 Crystal field levels
- 5 Conclusions

Introduction

geometrical frustration

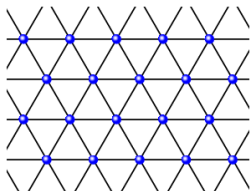
- impossibility to satisfy simultaneously all the magnetic interactions
- frustration index : $f = |\theta_{CW}|/T_c$; frustration if $f \gtrsim 5$
 θ_{CW} : Curie-Weiss temperature
 T_c : transition temperature
- example of 2D Ising antiferromagnets



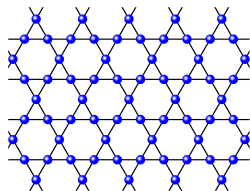
Introduction

geometrical frustration

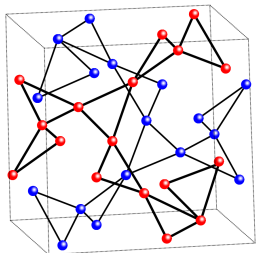
- triangular lattice



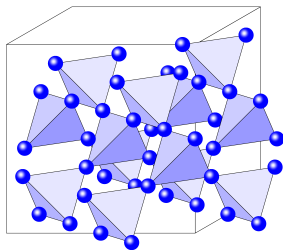
- Kagomé lattice



- garnet lattice

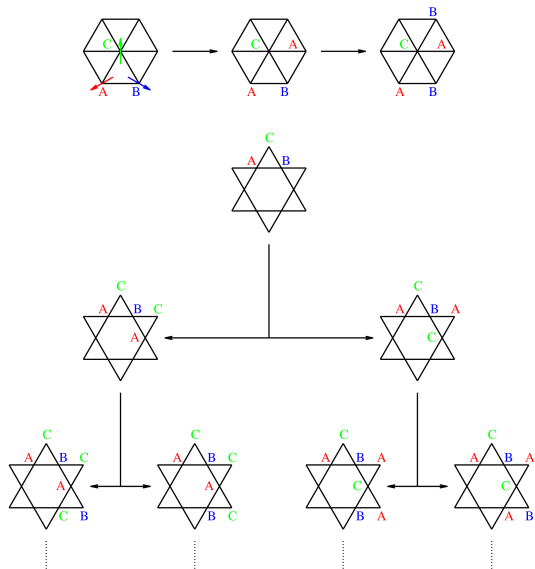


- pyrochlore lattice



Introduction

connectivity and degeneracy

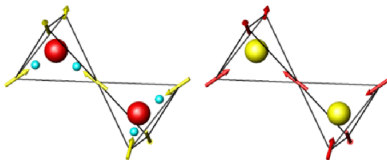


low connectivity
=
large degeneracy

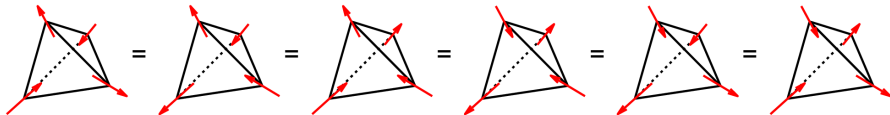
Introduction

spin ice

- water ice (on the left) and spin ice (on the right) : analogy between protons displacement vectors and magnetic moments



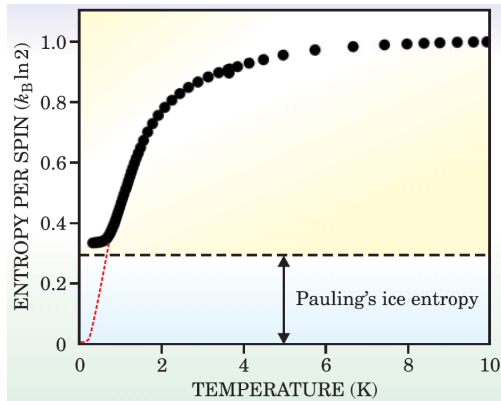
- water ice = each oxygen with two protons close and two protons away (Pauling)
- spin ice = two spins in, two spins out \rightarrow six equivalent configurations



Introduction

spin ice

entropy of the spin ice compound $\text{Dy}_2\text{Ti}_2\text{O}_7$



source : Moessner and Ramirez, Physics Today 2006

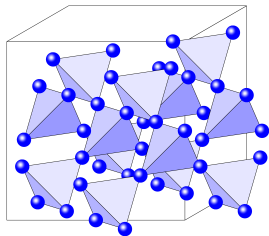
→ non vanishing entropy for $T \rightarrow 0$

- 1 Introduction
- 2 The $Tb_2M_2O_7$ compounds ($M = Ti, Sn$)
 - the pyrochlore structure
 - general points and spin dynamics
 - Tb environment
 - energy levels
- 3 $Tb_2Ti_2O_7$: sample study
- 4 Crystal field levels
- 5 Conclusions

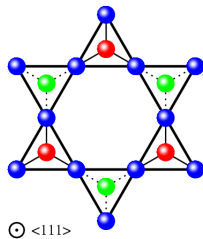
The $Tb_2M_2O_7$ compounds (M = Ti, Sn)

the pyrochlore structure

- on the left : pyrochlore structure = three dimensional arrangement of corner-sharing tetrahedra
- on the right : projection of the pyrochlore structure on the (111) plane



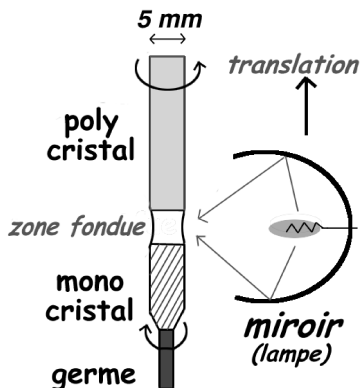
space group $Fd\bar{3}m$



compounds	lattice parameter
$Tb_2Ti_2O_7$	10.149 Å
$Tb_2Sn_2O_7$	10.426 Å

The $Tb_2M_2O_7$ compounds ($M = Ti, Sn$)

general points : $Tb_2Ti_2O_7$



Christophe Marin
(CEA-Grenoble/Inac/SPSMS)

- Curie-Weiss temperature $\theta_{CW} = -18.4(5)$ K (AF interactions)
- no obvious magnetic transition
- frustration index $f \rightarrow \infty$

The $\text{Tb}_2\text{M}_2\text{O}_7$ compounds ($\text{M} = \text{Ti}, \text{Sn}$)

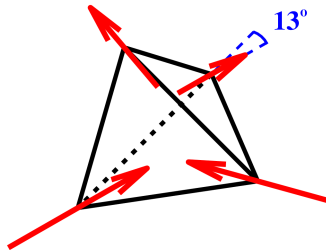
general points : $\text{Tb}_2\text{Sn}_2\text{O}_7$

- Curie-Weiss temperature $\theta_{\text{CW}} = -12$ K (AF interactions)

Matsuhira *et al.*, J. Phys. Soc. Jpn. **71** (2002)

- magnetic transition at $T_c = 0.88(1)$ K

- frustration index $f \simeq 14$



neutron diffraction :

→ ordered spin ice

→ magnetic moments with both
ferro and antiferromagnetic
components

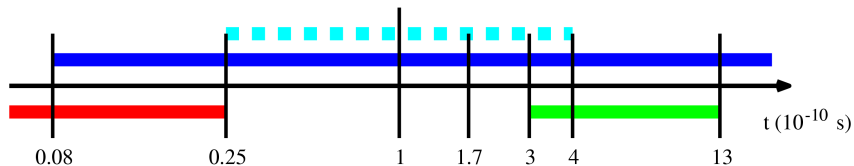
Mirebeau *et al.*, Phys. Rev. Lett. **94** (2005)

Dalmas de Réotier *et al.*, Phys. Rev. Lett. **96** (2006)

The $Tb_2M_2O_7$ compounds ($M = Ti, Sn$)

general points : $Tb_2Sn_2O_7$

fluctuation times in the ordered phase



— Polarized neutron diffraction - Rule *et al.*

— Neutron diffraction - our data

— Neutron back-scattering - Mirebeau *et al.*

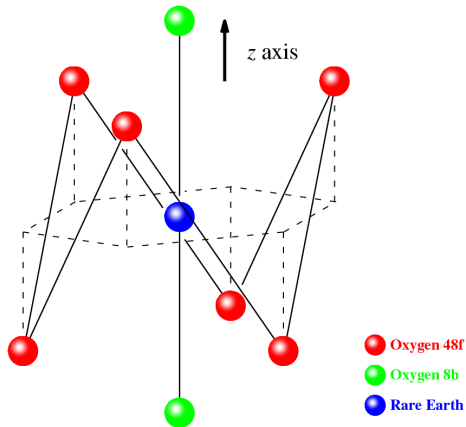
■ ■ ■ Muon spin relaxation - our data

+ no relaxation in our **neutron spin echo** data (IN11 at ILL) : $\tau > 10^{-8}$ s

→ complex spin dynamics mechanism characterized by **different fluctuation times** : static at low Q and dynamic at high Q ?

The $Tb_2M_2O_7$ compounds ($M = Ti, Sn$)

Tb environment



- spin angular momentum :
 $S = 3$
- orbital angular momentum :
 $L = 3$
- total angular momentum :
 $J = 6$
- Landé factor : $g_J = 3/2$

	d_{8b} (Å)	d_{48f} (Å)
$Tb_2Ti_2O_7$	2.197	2.502
$Tb_2Sn_2O_7$	2.257	2.517

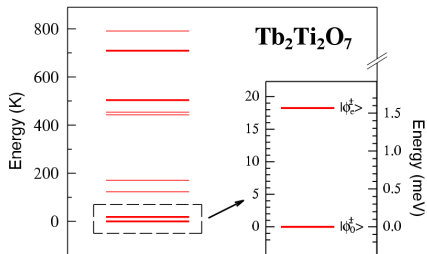
with d the distance between the oxygen and the rare earth

The $Tb_2M_2O_7$ compounds ($M = Ti, Sn$)

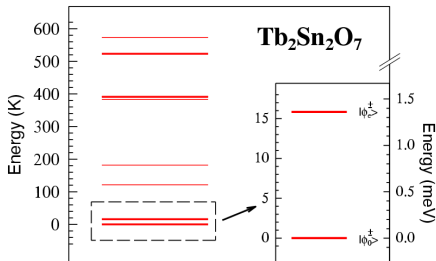
energy levels

trigonal symmetry with main axis \parallel to $\langle 111 \rangle$ (local symmetry $\equiv \bar{3}m$)

$$\mathcal{H}_{tri}^{CF} = B_2^0 O_2^0 + B_4^0 O_4^0 + B_4^3 O_4^3 + B_6^0 O_6^0 + B_6^3 O_6^3 + B_6^6 O_6^6$$



Gingras *et al.*, Phys. Rev. B **62** (2000)



Mirebeau *et al.*, Phys. Rev. B **76** (2007)

two lowest energy levels \equiv doublets

The $\text{Tb}_2\text{M}_2\text{O}_7$ compounds ($\text{M} = \text{Ti}, \text{Sn}$)

energy levels

$\text{Tb}_2\text{Ti}_2\text{O}_7$

$$\begin{aligned} |\phi_0^\pm\rangle &= -0.958|\pm 4\rangle \pm 0.129|\pm 1\rangle - 0.121|\mp 2\rangle \mp 0.226|\mp 5\rangle \\ |\phi_e^\pm\rangle &= -0.937|\pm 5\rangle \pm 0.241|\pm 2\rangle - 0.078|\mp 1\rangle \mp 0.241|\mp 4\rangle \end{aligned}$$

→ ground state magnetic moment : $\mu^{\text{CF}} = 5.1 \mu_{\text{B}}$

The $\text{Tb}_2\text{M}_2\text{O}_7$ compounds ($\text{M} = \text{Ti}, \text{Sn}$)

energy levels

$\text{Tb}_2\text{Ti}_2\text{O}_7$

$$|\phi_0^\pm\rangle = -0.958|\pm 4\rangle \pm 0.129|\pm 1\rangle - 0.121|\mp 2\rangle \mp 0.226|\mp 5\rangle$$

$$|\phi_e^\pm\rangle = -0.937|\pm 5\rangle \pm 0.241|\pm 2\rangle - 0.078|\mp 1\rangle \mp 0.241|\mp 4\rangle$$

→ ground state magnetic moment : $\mu^{\text{CF}} = 5.1 \mu_{\text{B}}$

$\text{Tb}_2\text{Sn}_2\text{O}_7$

$$|\phi_0^\pm\rangle = 0.922|\pm 5\rangle \mp 0.243|\pm 2\rangle + 0.016|\mp 1\rangle \mp 0.301|\mp 4\rangle$$

$$|\phi_e^\pm\rangle = \pm 0.938|\pm 4\rangle - 0.156|\pm 1\rangle \pm 0.019|\mp 2\rangle - 0.309|\mp 5\rangle$$

→ ground state magnetic moment : $\mu^{\text{CF}} = 6.0 \mu_{\text{B}}$

The $\text{Tb}_2\text{M}_2\text{O}_7$ compounds ($\text{M} = \text{Ti}, \text{Sn}$)

energy levels

$\text{Tb}_2\text{Ti}_2\text{O}_7$

$$|\phi_0^\pm\rangle = -0.958|\pm 4\rangle \pm 0.129|\pm 1\rangle - 0.121|\mp 2\rangle \mp 0.226|\mp 5\rangle$$

$$|\phi_e^\pm\rangle = -0.937|\pm 5\rangle \pm 0.241|\pm 2\rangle - 0.078|\mp 1\rangle \mp 0.241|\mp 4\rangle$$

→ ground state magnetic moment : $\mu^{\text{CF}} = 5.1 \mu_{\text{B}}$

$\text{Tb}_2\text{Sn}_2\text{O}_7$

$$|\phi_0^\pm\rangle = 0.922|\pm 5\rangle \mp 0.243|\pm 2\rangle + 0.016|\mp 1\rangle \mp 0.301|\mp 4\rangle$$

$$|\phi_e^\pm\rangle = \pm 0.938|\pm 4\rangle - 0.156|\pm 1\rangle \pm 0.019|\mp 2\rangle - 0.309|\mp 5\rangle$$

→ ground state magnetic moment : $\mu^{\text{CF}} = 6.0 \mu_{\text{B}}$

swap of $|m_z\rangle$ state mainly contributing to $|\phi_0^\pm\rangle$ and $|\phi_e^\pm\rangle$, depending on the B_6^0 parameter

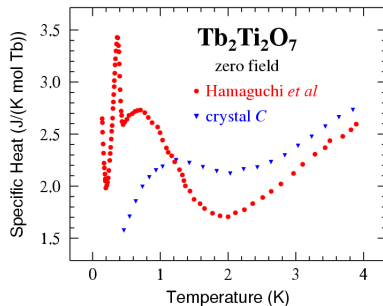
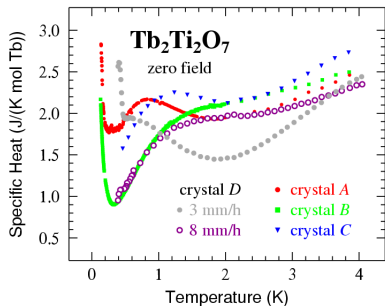
Outline

- 1 Introduction
- 2 The $Tb_2M_2O_7$ compounds ($M = Ti, Sn$)
- 3 $Tb_2Ti_2O_7$: sample study**
 - sample dependence of some properties
 - characteristic temperatures
- 4 Crystal field levels
- 5 Conclusions

Tb₂Ti₂O₇ : sample study

sample dependence of some properties

crystals	initial powders	growth rate, flow
A, B	TiO ₂ + Tb ₄ O ₇	8 mm/h, argon
C	TiO ₂ + Tb ₂ O ₃	7 mm/h, oxygen
D	TiO ₂ + Tb ₄ O ₇	3 & 8 mm/h, argon



- crystal growth rate dependence of specific heat + possible well defined anomaly at 0.4 K

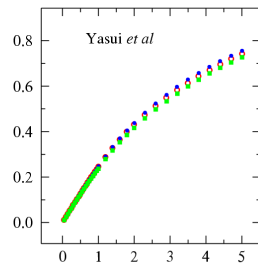
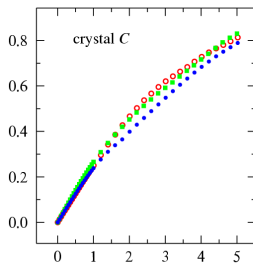
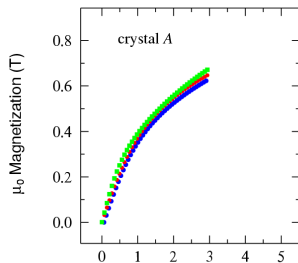
Hamaguchi *et al.*, Phys. Rev. B **69** (2004)

Tb₂Ti₂O₇ : sample study

sample dependence of some properties

Tb₂Ti₂O₇
T = 5.0 K

- B_{ext} || [001]
- B_{ext} || [110]
- B_{ext} || [111]

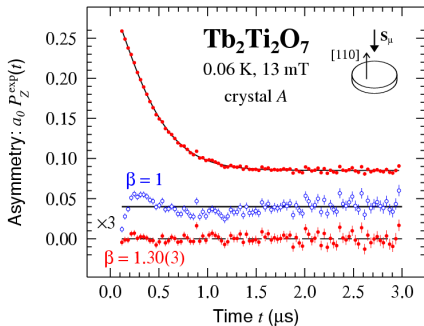
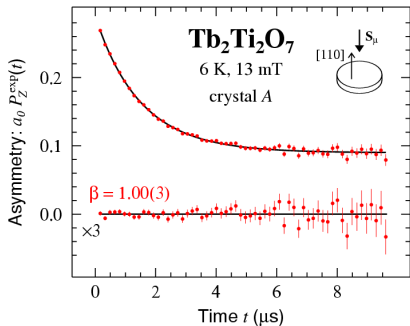


- same sample as Hamaguchi *et al*. Yasui *et al.*, J. Phys. Soc. Jpn. **71** (2002)
- some weak differences between samples

Tb₂Ti₂O₇ : sample study

sample dependence of some properties

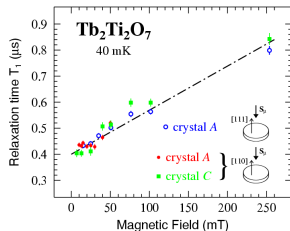
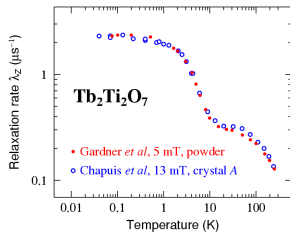
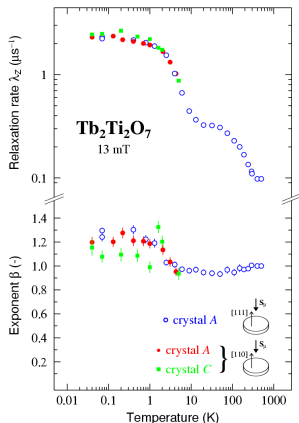
- muon = magnetic local probe (μ SR measurements from ISIS)



- counts rate : $N(t) = N_0 \exp(-t/\tau_\mu)[1 + a_0 P_Z(t)]$
- asymmetry : $a_0 P_Z(t) = a_s \exp[-(\lambda_Z t)^\beta] + a_{\text{bg}}$
- at 6 K : $\beta = 1.00(3)$; and at 0.06 K : $\beta = 1.30(2)$

Tb₂Ti₂O₇ : sample study

sample dependence of some properties

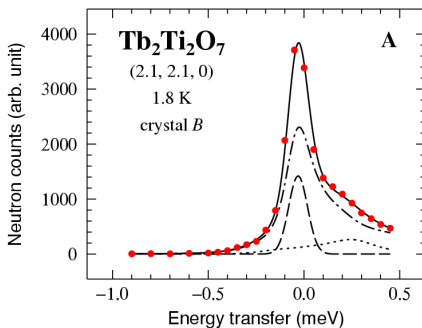
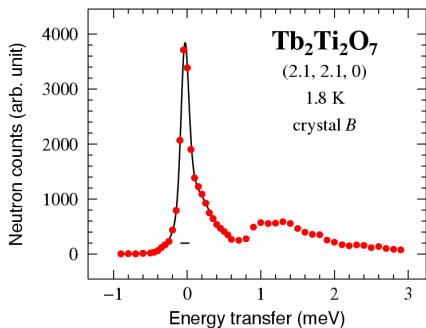


- no sample dependence of the relaxation rate λ_Z
- sample dependence of the exponent β needs to be checked

Tb₂Ti₂O₇ : sample study

characteristic temperatures

- inelastic neutron scattering measurements from IN12 at ILL

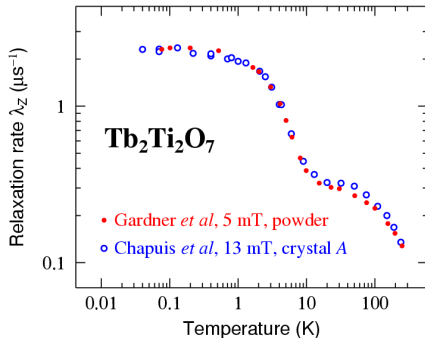
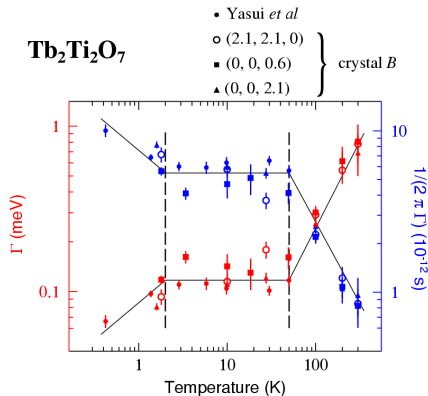


- $$I(Q, \omega) = |F(Q)|^2 R \otimes \left[\frac{\hbar\omega}{1 - \exp(-\hbar\omega/k_B T)} \left\{ L_q(\omega, \omega_0, \Gamma, A_L) + L_{inel}(\omega, \omega_0, \delta, \sigma_{inel}, A_{inel}) \right\} \right] + G_{inc}(\omega, \omega_0, \sigma_{inc}, A_{inc}) + C_{bg}$$

- weakly inelastic contribution only for $T \leq 10$ K and relative high Q

Tb₂Ti₂O₇ : sample study

characteristic temperatures

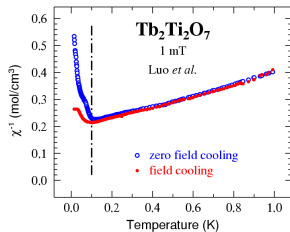
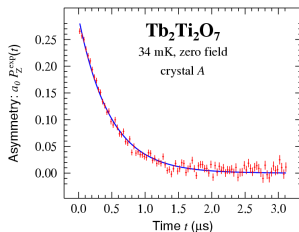
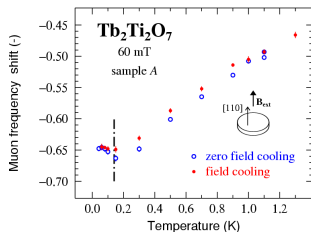


- $\lambda_Z \propto T \int \mathcal{A}(Q) \frac{\chi(Q)}{\Gamma(Q)} d^3Q$

- from inelastic neutron scattering and muon spin relaxation : two characteristic temperatures = **2 and 50 K**

Tb₂Ti₂O₇ : sample study

characteristic temperatures



Luo *et al.*, Phys. Lett. A **291** (2001)

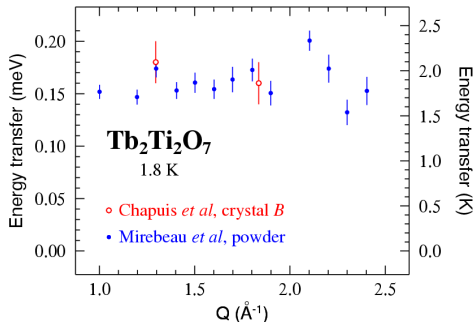
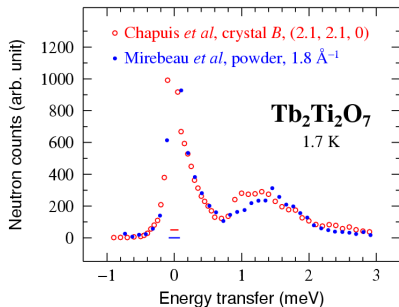
- low temperature μSR spectra (from PSI) : no oscillation
 - susceptibility : anomaly at around 0.1 K
- magnetic transition or not ?
- nature of the lowest temperature phase ?

Outline

- 1 Introduction
- 2 The $\text{Tb}_2\text{M}_2\text{O}_7$ compounds ($\text{M} = \text{Ti}, \text{Sn}$)
- 3 $\text{Tb}_2\text{Ti}_2\text{O}_7$: sample study
- 4 Crystal field levels**
 - inelastic neutron scattering
 - entropy variation study
- 5 Conclusions

Crystal field levels

inelastic neutron scattering



- for Tb₂Ti₂O₇, our data are consistent with the ones of Mirebeau *et al.* and Yasui *et al.*

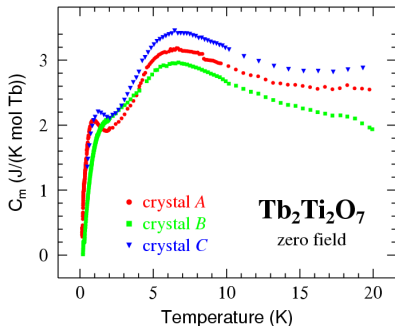
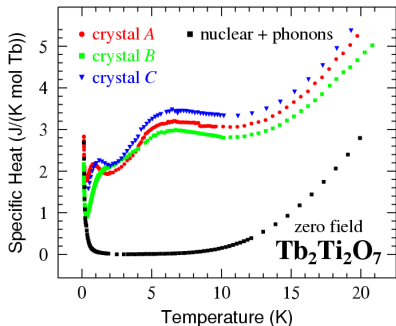
Mirebeau *et al.*, Phys. Rev. B **76** (2007)

Yasui *et al.*, J. Phys. Soc. Jpn. **71** (2002)

- **weakly inelastic contribution** : energy level at $\simeq 2$ K
- similar results for Tb₂Sn₂O₇ are obtained by Mirebeau *et al.*

Crystal field levels

entropy variation study



- on the left, total specific heat, nuclear and phonons contributions
 - nuclear contribution from Zeeman splitting ($\Delta_N = 82(5) \text{ mK}$)
 $\rightarrow \mu_{SH} = 4.5(7) \mu_B$
 - phonons from non magnetic and isostructural compound
- on the right, magnetic specific heat

Crystal field levels

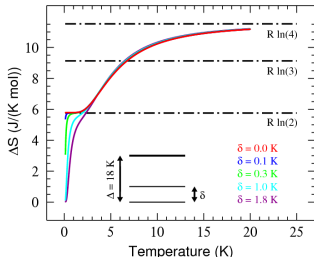
entropy variation study

2 doublets

$$\langle E \rangle = \frac{0 + 2\Delta \exp(-\beta\Delta)}{2 + 2 \exp(-\beta\Delta)} = \frac{\Delta \exp(-\beta\Delta)}{1 + \exp(-\beta\Delta)}$$

2 singlets and 1 doublet

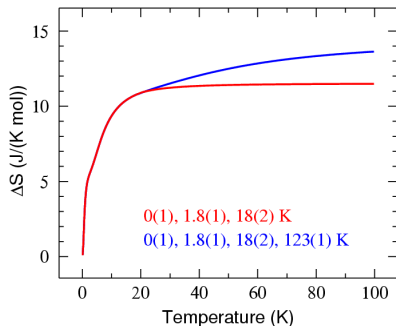
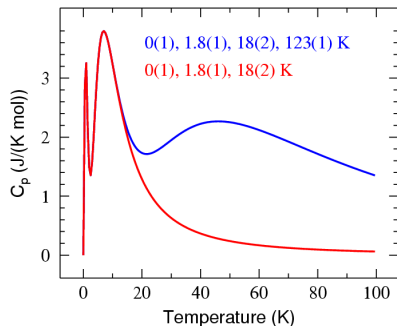
$$\langle E \rangle = \frac{0 + \delta \exp(-\beta\delta) + 2\Delta \exp(-\beta\Delta)}{1 + \exp(-\beta\delta) + 2 \exp(-\beta\Delta)}$$



- $C_v = d\langle E \rangle / dT$
- $\Delta S = \int \frac{C_v}{T} dT$
- ΔS calculated between 200 K down to 0.13 K

Crystal field levels

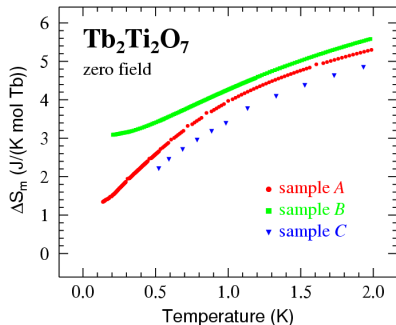
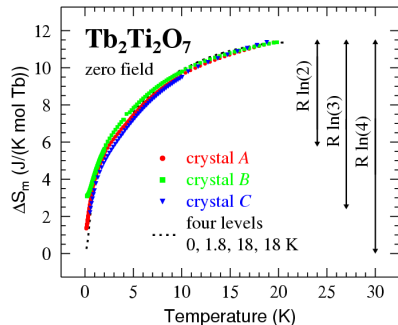
entropy variation study



- for $0 \text{ K} \leq T \leq 20 \text{ K}$, no influence of higher energy levels
- similar results for $\text{Tb}_2\text{Ti}_2\text{O}_7$ and $\text{Tb}_2\text{Sn}_2\text{O}_7$

Crystal field levels

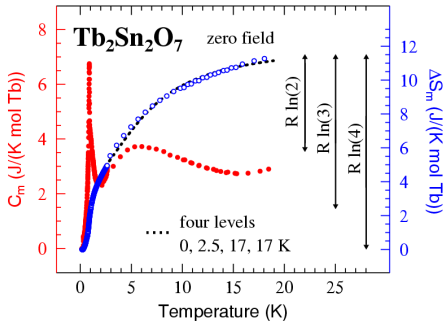
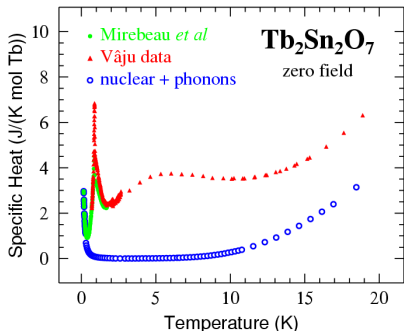
entropy variation study



- on the left, magnetic entropy variation : $\Delta S_m(0 \rightarrow 20K) > R \ln(2)$
→ ground state splitting
- on the right, at low temperature : $\Delta S_m(T = 0K) = R \ln(4)$?

Crystal field levels

entropy variation study



- ΔS_m reaches $R \ln(4)$ at 20 K
- splitting observed by Mirebeau *et al.* with inelastic neutron scattering

Outline

- 1 Introduction
- 2 The $Tb_2M_2O_7$ compounds ($M = Ti, Sn$)
- 3 $Tb_2Ti_2O_7$: sample study
- 4 Crystal field levels
- 5 Conclusions**
 - summary
 - outlook

Conclusions

summary

Tb₂Ti₂O₇

- **sample dependence** of specific heat, magnetization and μ SR (?) \rightarrow a detailed structural study is required
- but **sample independence** of inelastic neutron scattering results
- characteristic temperatures **$T \simeq 2$ K and 50 K** : μ SR and inelastic neutron scattering are consistent
- from muon frequency shift and susceptibility, **possible transition at $\simeq 0.1$ K** : what is the nature of the lowest temperature phase?

Conclusions

summary

Tb₂Ti₂O₇

- **sample dependence** of specific heat, magnetization and μ SR (?) \rightarrow a detailed structural study is required
- but **sample independence** of inelastic neutron scattering results
- characteristic temperatures **$T \simeq 2$ K and 50 K** : μ SR and inelastic neutron scattering are consistent
- from muon frequency shift and susceptibility, **possible transition at $\simeq 0.1$ K** : what is the nature of the lowest temperature phase?

Tb₂Sn₂O₇

- low temperature spin dynamics characterized by different fluctuation times
- order of magnitude depending on Q : **10^{-11} s / 10^{-9} s and $> 10^{-8}$ s**

Conclusions

summary

$Tb_2M_2O_7$

$\simeq 2$ K **splitting of the ground state** : deduced from inelastic neutron scattering ; consistent with the tetragonal distortion along [001] and now, confirmed by entropy variation study

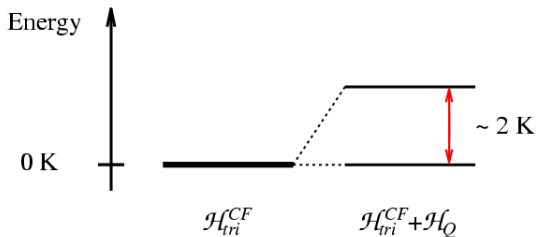
Conclusions

summary

Tb₂M₂O₇

≈ 2 K splitting of the ground state : deduced from inelastic neutron scattering ; consistent with the tetragonal distortion along [001] and now, confirmed by entropy variation study

new energy levels scheme



Tb₂Ti₂O₇

- μ SR measurements on sample C to know the behaviour of the exponent β versus the temperature
- specific heat measurements in dilution on sample C to compare with other samples : $\Delta S \rightarrow R \ln(4)$?
- understand X-Ray and neutron diffraction patterns

Tb₂Ti₂O₇

- μ SR measurements on sample C to know the behaviour of the exponent β versus the temperature
- specific heat measurements in dilution on sample C to compare with other samples : $\Delta S \rightarrow R \ln(4)$?
- understand X-Ray and neutron diffraction patterns

Tb₂Sn₂O₇

- the magnetic moment has both ferromagnetic and antiferromagnetic components : what are consequences on the spin dynamics ?
- static at low Q and dynamic at high Q ?
- why no oscillations have been observed in μ SR spectra at low temperature ?

Thanks

the jury

- P. Holdsworth
- I. Mirebeau
- A. Amato
- S. deBrion
- A. Yaouanc
- P. Dalmas de Réotier

my coworkers

- C. Marin, G. Lapertot, S. Vanishri, A. Forget (samples)
- C. Vaju, V. Glazkov, S. Sosin, D. Braithwaite (specific heat)
- J. F. Jacquot (magnetization)
- S. Pouget, P. Fouquet, L.-P. Regnault, B. Fåk, A. Cervellino, E. Ressouche, B. Grenier (neutrons)
- C. Baines, A. Amato, P.J.C. King (μ SR)
- S. H. Curnoe (theory)

And thank you for your attention...