



HAL
open science

The works of KÖNIG Dénes (1884–1944) in the domain of mathematical recreations and his treatment of recreational problems in his works of graph theory.

Mitsuko Wate Mizuno

► To cite this version:

Mitsuko Wate Mizuno. The works of KÖNIG Dénes (1884–1944) in the domain of mathematical recreations and his treatment of recreational problems in his works of graph theory.. Mathematics [math]. Université Paris-Diderot - Paris VII, 2010. English. NNT: . tel-00591307

HAL Id: tel-00591307

<https://theses.hal.science/tel-00591307>

Submitted on 9 May 2011

HAL is a multi-disciplinary open access archive for the deposit and dissemination of scientific research documents, whether they are published or not. The documents may come from teaching and research institutions in France or abroad, or from public or private research centers.

L'archive ouverte pluridisciplinaire **HAL**, est destinée au dépôt et à la diffusion de documents scientifiques de niveau recherche, publiés ou non, émanant des établissements d'enseignement et de recherche français ou étrangers, des laboratoires publics ou privés.

UNIVERSITE PARIS. DIDEROT (Paris 7)

**ECOLE DOCTORALE : numéro 400 : SAVOIRS SCIENTIFIQUES :
EPISTEMOLOGIE, HISTOIRE DES SCIENCES, DIDACTIQUE DES
DISCIPLINES**

DOCTORAT

Histoire des mathématiques

AUTEUR : WATE MIZUNO Mitsuko

TITRE : The works of KÖNIG Dénes (1884–1944) in the domain of
mathematical recreations and his treatment of recreational problems in his
works of graph theory.

TITRE EN FRANÇAIS : Les oeuvres de KÖNIG Dénes (1884–1944) dans le
domaine des récréations mathématiques et son traitement de problèmes
récréatifs dans ses travaux de théorie des graphes.

Thèse dirigée par Karine CHEMLA

Soutenue le 3 décembre 2010

JURY

Mme. Agathe KELLER, President

Mme. Evelyne BARBIN

Mme. Karine CHEMLA

Mme. Anne-Marie DÉCAILLOT

Mme. Hélène GISPERT

Mme. Sylviane SCHWER

Acknowledgments

I would like to thank my advisor Karine CHEMLA for her helpful and persevering advice.

I would like to thank the judges of this dissertation Evelyne BARBIN, Anne-Marie DÉCAILLOT, Hélène GISPERT, Agathe KELLER and Sylviane SCHWER.

For my reading of Hungarian texts, Imre TOTH, Jean-Luc CHEVILLARD, Péter Gábor SZABÓ and Katalin GOSZTONYI helped me. On mathematical recreations, Eric VANDENDRIESSCHE gave me useful information and suggestion. I would like to thank them all.

Finally, I would like to thank REHSEIS team who received me as a doctor course student.

Contents

1	Introduction	9
1.1	Motivation for this research	9
1.2	Historical background of this research	10
1.2.1	Graph theory	10
1.2.2	KÖNIG's works	10
1.2.3	Mathematical recreations	12
1.3	Significance of this research	12
2	Kőnig's works	15
2.1	Introduction	15
2.2	KÖNIG's works	18
3	Mathematical recreations before KÖNIG	25
3.1	Mathematical recreations before BACHET's compilations	25
3.2	Collections as mathematical recreations	27
3.3	Bloom of mathematical recreations in the second half of 19th century	28
3.4	Mathematical approach to recreational problems	29
3.4.1	Seven bridges of Königsberg	30
3.4.2	Labyrinths	48
3.5	Citation by KÖNIG	54
4	Mathematikai Mulatságok 1: Mathematical recreations 1	55
4.1	Convention of translation	55
4.0	Előszó: Preface	56
4.1	Nagy számok: Large numbers	61
4.2	Érdekes számok és eredmények: Interesting numbers and results	69
4.3	Számok kitalálása: Guessing numbers	86
4.4	Bűvös négyzetek: Magic squares	102
4.5	Mathematikai hamisságok: Mathematical errors	117

4.6	Síkidomok szétszedése és összeállítása: Decomposition and re-composition of plane figures	139
4.7	Felhasznált munkák: List of works used	159
5	Mathematikai Mulatságok 2: Mathematical recreations 2	163
5.1	A matematikai valószínűségről: About the mathematical probability	163
5.2	A kettes számrendszerről: About the binary numeral system	175
5.3	A négy színű térkép: The four colour map	189
5.4	A Königsbergi hídak: The bridges of Königsberg	199
5.5	Az iskoláslányok sétái: Daily walk of schoolgirls	207
5.6	Tait problémái és hasonló feladatok: Tait's problem and similar problems	221
5.7	Elhelyezkedések körben: Positions on a ring	230
5.8	Átkelési, átöntési és vasúti feladatok: Problems of traversing, pouring and railway	243
5.9	Apróságok (Örök naptár. Versenyszámolás. Meglepő eredmények): Trivial matters (Perpetual calendar, race-calculation, surprising results)	254
5.10	Az első és második sorozat problémáinak eredetéről és irodalmáról: About sources and bibliography of the problems of the first and second series	266
	5.10.1 ELSŐ SOROZAT: FIRST SERIES	266
	5.10.2 MÁSODIK SOROZAT: SECOND SERIES	272
6	KÖNIG's works on Mathematical recreations	283
6.1	Introduction	283
6.2	Recreational problems in the book of 1902	285
6.3	Recreational problems in the book of 1905	286
6.4	Recreational problems in the book of 1936	290
	6.4.1 Recreational problems not treated in the book of 1905 but in the book of 1936	296
	6.4.2 Summary regarding the book of 1936	298
6.5	Difference in treatment of problems between the books of 1905 and 1936	299
	6.5.1 Bridges in the book of 1905	299
	6.5.2 Bridges in the book of 1936	301
	6.5.3 Summary of the difference between the books of 1905 and 1936	303

7	Historical transition of the features of diagrams of graph theory	305
7.1	Introduction	305
7.2	Why did KÖNIG use diagrams in 1936?	306
7.3	Diagrams in KÖNIG's treatise of 1936 and their historical background	308
7.3.1	Appearance of graph-like diagram for the problem of seven bridges of Königsberg	309
7.3.2	Polygons, dominoes and the introduction of the flexible strings	313
7.3.3	Polygons and dominoes again: a single diagram and a single way of using it for two distinct problems	319
7.3.4	Mazes of which the junctions became important	321
7.4	TARRY's roles	324
8	Conclusion	335
8.1	KÖNIG's books on mathematical recreations and that of graph theory	335
8.2	Diagrams used in texts related to graph theory	336
8.3	Future works	338
	Bibliography	339
	Primary sources	339
	Secondary sources	358

Chapter 1

Introduction

This thesis deals with a chapter of the history of graph theory. Its main focus is on the historical transition from mathematical recreations to graph theory, as it can be studied from the various writings by KŐNIG Dénes (1884–1944).

In this chapter, I will describe a motivation for this research, the historical background of this research, and the significance of this research.

1.1 Motivation for this research

KŐNIG Dénes (1884–1944) is a Hungarian mathematician born in Budapest. He is now recognised as the “father of graph theory” with his treatise *Theorie der endlichen und unendlichen Graphen* written in 1936 [121].

In examining publications on KŐNIG’s works, I found that he published two books that are apparently not related to graph theory. These two books compose a series entitled *Mathematikai mulatságok (Mathematical entertainments/amusements)*, and published successively in 1902 and 1905 [86, 87], when he was still a student. According to GALLAI Tibor (1912-1992) [224], a mathematician who was a student of KŐNIG, these books were very successful¹.

Fortunately in 2007, I found the original version of the second book of 1905, and the recomposed version of the first book of 1902 at the Library of Eötvös Loránd University in Budapest. In the next year, thanks to my Hungarian friend TÓTH Imre, deceased in 2010, I also obtained a duplicate of the original version of the first book of 1902.

¹These books were recomposed with TypoT_EX, and reprinted in 1991 and 1992. The digital version is sold on the Internet. Therefore, it is not very difficult to get the recomposed versions. However in the recomposed versions, some parts are modified from the original version. It is more serious that the pages of references at the end of the second book of 1905 are totally missing in the digitalized version.

In examining these books, I built a hypothesis that mathematical recreations and graph theory are not completely separated in KÖNIG's mind. I suppose that the works of the young KÖNIG on mathematical recreations are historically connected to his later works on graph theory.

In this thesis, I will try to verify this hypothesis by examining historical documents related to mathematical recreations and those related to graph theory.

1.2 Historical background of this research

1.2.1 Graph theory

A historical approach to graph theory was made by BIGGS, LLOYD and WILSON in their book *Graph Theory, 1736–1936* in 1976 [215]. In this book, important texts of many mathematicians related to graph theory are collected and translated into English. Moreover, this book provides a historical approach to graph theory with mathematical complementary commentaries. This aspect is very useful for people studying graph theory.

This book dealt with KÖNIG's treatise of 1936 as one of two landmarks of the history of graph theory —the other landmark was Euler's article on the problem of seven bridges of Königsberg published in 1736 [51]. The authors consider KÖNIG's book of 1936 as “the first full-length book on the subject” (Preface, [215]) and “the first comprehensive treatise on graph theory” (p.219, [215]).

1.2.2 KÖNIG's works

As historical approaches to KÖNIG's works, the works of GALLAI Tibor and those of LIBOR Józsefné are remarkable.

GALLAI Tibor gave biographical notes in Hungarian in 1965 [224]. GALLAI listed all the works of KÖNIG. He classified KÖNIG's mathematical works into two categories: ones belonging to set theory, geometry or combinatorial topology, and the others belonging to graph theory. He described the outline of each mathematical work of KÖNIG. GALLAI gave also a short German version of the biographical notes, which was contributed to the republished version of 1986 of KÖNIG's treatise *Theorie der endlichen und unendlichen Graphen* (1936) [121]. This German version was translated into English, and inserted into the English version of KÖNIG's treatise published in 1990 [123].

LIBOR Józsefné published an article “Megemlékezés König Dénesről (Recollection of Dénes König)” in 2006. She examined not only the works of

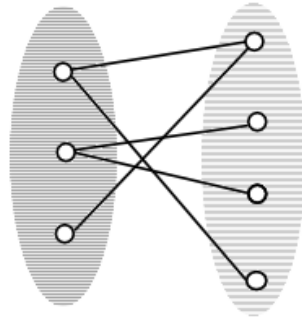


Figure 1.1: A bipartite graph

KÖNIG, but also the role of KÖNIG’s works in the later development of graph theory. She focused on “König’s theorem” published in 1931 [117]. This theorem concerns the separation of vertices of bipartite graphs. A bipartite graph is defined as follows: A “bipartite graph” is a graph the vertices of which can be divided into two disjoint sets such that every edge connects a vertex in one set to a vertex in the other set (Figure 1.1).

“König’s theorem” is the following theorem: in a bipartite graph the minimal number of vertices which exhaust the edges equals the maximal number of edges no two of which have a common vertex. This theorem can be expressed in the matrix-theoretic formulation: in every matrix the minimal number of lines (rows, columns) in whose union contain all the nonzero elements is equal to the maximal number of nonzero elements which pairwise lie in distinct lines. This theorem was also proved by KÖNIG.

She mentioned also EGERVÁRY Jenő’s simple new proof of the matrix form of König’s theorem together with an interesting generalization published in the same year as König’s theorem [49].

According to LIBOR, König’s theorem and EGERVÁRY’s generalization played an important role in the development of mathematical economics. Harold William KUHN, an American mathematician, inspired from EGERVÁRY’s generalization, using König’s theorem, constructed a solution algorithm to the so-called assignment problem in mathematical economics (1955) [132]. KUHN named this process the “Hungarian method”. According to LIBOR, the Hungarian method has been applied to other problems in economics.

I will give the outline of KÖNIG’s works in Chapter 2. In particular, we shall see that his first two publications, written in Hungarian, were devoted to mathematical recreations.

KÖNIG’s works on mathematical recreations have not much been examined yet, but they contain many important features from the point of view of

the history of graph theory. I will examine in Chapter 6 the role of mathematical recreations in the formation of graph theory by KÖNIG. For this purpose, I will translate KÖNIG's books on mathematical recreations in Hungarian of 1902 and 1905 [86, 87] into English in Chapters 4 and 5.

Although no problem in the book of 1902 was treated again in KÖNIG's treatise of 1936 [121], many problems in the book of 1905 were treated again in the treatise of 1936; conversely, many problems in the treatise of 1936 are already treated in the book of 1905 [87], but the way of treatment is different from each other.

Both in the treatise of 1936 and in the book of 1905, KÖNIG used many diagrams to discuss the problems, but the features of diagrams are different from each other.

I will analyze the historical transition of the features —the form and the treatment— of diagrams of graph theory (Chapter 7).

1.2.3 Mathematical recreations

As we will see in Chapter 3, collecting various problems as mathematical recreations was began in 17th century in Europe. These collections themselves have an aspect of historical research on recreational problems, but these collections were also examined from a historical point of view by many historians and mathematicians.

Anne-Marie DÉCAILLOT [217, 218, 219] examined all the mathematical activities of Édouard LUCAS (1842–1891), who published four volumes of books *Récréations mathématiques, I–IV* [148, 149, 151, 152].

David SINGMASTER [240] precisely examined all the different editions of the book *Mathematical Recreations and problems of past and present times* (1892) [12] (the title was changed to *Mathematical Recreations and essays* on the fourth edition in 1905 and later)² written by Walter William Rouse BALL (1850–1925).

Albrecht HEEFFER [226] examined the first book that was entitled with the words “Recreation mathematicqve (mathematical recreations)”.

1.3 Significance of this research

The history of graph theory is already well examined by some historians and mathematicians. The history of mathematical recreations is much examined by the other historians and mathematicians. However, the relation between graph theory and mathematical recreations is not yet much examined.

²The first edition was published in 1892, and augmented repeatedly in the later editions.

BIGGS, LLOYD and WILSON [215] mention also the works on mathematical recreations related to graph theory, referring to *Récréations mathématiques, I–IV* (1882–1894) by LUCAS [148, 149, 151, 152], *Mathematical Recreations and problems of past and present times* (1892) by BALL [12] and *Mathematische Unterhaltungen und Spiele* (1901) by Wilhelm AHRENS³. However, because the book of BIGGS, LLOYD and WILSON is dedicated to the history of graph theory, these books on mathematical recreations are not examined in their book. Moreover, they put side by side the publications on mathematical recreations and KÖNIG’s treatise without raising the question of the historical relationship between the two. However, KÖNIG’s writings clearly show such a relationship. On the one hand, KÖNIG’s treatise is full of problems of mathematical recreations. On the other hand, in his youth, KÖNIG wrote two small booklets of mathematical recreations. My thesis aims at understanding the relationship between the two. Moreover, I try to understand how KÖNIG depended on previous publications in mathematical recreations to which he referred. This is how I intend to tackle the question of the relationship between mathematical recreations and the emergence of graph theory. This is also the reason why I did extensive research on the various 19th century writings on mathematical recreations in Chapter 3.

As we will see in this thesis, mathematical recreations played an important role on the formation of graph theory. Research on the relation between graph theory and mathematical recreations is therefore significant from the point of view of the history of mathematics.

³*Mathematische Unterhaltungen und Spiele* (1901) was later augmented and divided into two volumes [3, 4].

Chapter 2

König's works

2.1 Introduction

KÖNIG Dénes was born in Budapest in 1884 to KÖNIG Gyula (1849–1913) and OPPENHEIM Eliz (1863–1916). His father Gyula, also a mathematician, is famous for his works in the domain of set theory. Most of his works were published in German with his German name “Julius König”. KÖNIG Gyula studied medicine in Vienna from 1866, but he wanted to study natural science, and moved to Heidelberg where famous scientists were in the teaching staff. In 1869, KÖNIGSBERGER was appointed to be chair of mathematics at Heidelberg. In those days, KÖNIGSBERGER was interested in elliptic functions, which interested also KÖNIG Gyula. KÖNIG Gyula obtained a doctorate with his dissertation *Zur Theorie der Modulargleichungen der elliptischen Functionen (On the theory of modular equations of the elliptic functions)* under KÖNIGSBERGER's supervision in 1870. In 1871, KÖNIG Gyula was appointed to be instructor at the University of Budapest. In 1873, he was appointed to be professor at Teacher's College of Budapest, and in 1874 to be professor at Budapest Polytechnic, and continued working there. Even after his retirement of 1905, he continued teaching on some topics. Besides educations, he worked on research in algebra, number theory, geometry, set theory, and analysis.

KÖNIG Dénes cited later an article of his father. In the treatise of KÖNIG Dénes in 1936 on graph theory that we will discuss soon, Gyula's article on set theory of 1906 [124] was cited at two places in relation to graph theory: one in Section 3 “Der verschärfte Äquivalenzsatz (The sharpened equivalence theorem)” of Chapter 6 “Spezielle Untersuchungen über unendliche Graphen (Special examinations on infinite graphs)” and the other in Section 5 “Mengen-theoretische Formulierungen (Set theoretical formulations)” of Chapter 13

“Faktorenzerlegung regulärer unendlicher Graphen (Factorization of regular infinite graphs)”.

In 1872, KÖNIG Gyula published an article “Ueber eine reale Abbildung der s. g. Nicht-Euklidischen Geometrie (On a real expression of so-called non-Euclidean geometry)”, in which he treated intuitive ways to prove the consistency of non-Euclidean geometries. In 1903, he published a treatise *Einleitung in die allgemeine Theorie der algebraischen Grössen*¹ (*Introduction to the general theory of algebraic quantities*) [126].

In the preface, KÖNIG Gyula declared that, based on the long history until Leopold KRONECKER (1823–1891) forming the general theory of algebraic quantities, he adopted the systematic representation of the theory. It is also interesting to us that the name of J. KÜRSCHÁK is listed among people he thanks to: later on, KÖNIG Dénes worked on his dissertation under the supervision of KÜRSCHÁK.

KÖNIG Gyula worked especially on set theory in his last years. In 1904, he talked “Zum Kontinuum-Problem (on continuum hypothesis)” in the third International Congress of Mathematicians in Heidelberg [128]. He disproved here the continuum hypothesis that there is no set whose cardinality lies between that of the Natural numbers and that of the Real numbers. However, his proof contains an error. Later on, in 1940, Kurt GÖDEL (1906–1978) showed that the continuum hypothesis cannot be disproved on the axiomatic system of Zermelo–Fraenkel set theory, even if the axiom of choice is adopted; moreover, in 1963, Paul Joseph COHEN (1934–2007) showed that neither the continuum hypothesis nor the axiom of choice can be proved on the axiomatic system of Zermelo–Fraenkel set theory.

KÖNIG Gyula worked on his own approach to set theory, logic and arithmetic: his final book *Neue Grundlagen der Logik, Arithmetik und Mengenlehre* (*New foundations of logic, arithmetic and set theory*) was published after his death in 1914.

Besides KÖNIG Gyula, one of Dénes' teachers of mathematics was BEKE Manó (1862–1946) at the gymnasium. BEKE, before becoming a teacher, studied in Göttingen in the school year 1892/1893. At this opportunity, BEKE became known to Felix Christian KLEIN (1849–1925)², who was a

¹In some library catalogues, the orthography “Grössen” or “Größen” appears instead of “Gröszen”.

²KLEIN had many important achievements in the domains of geometry and function theory. In 1872, he published an article “Vergleichende Betrachtungen über neuere geometrische Forschungen (Comparative studies of recent geometric research)” on the occasion of his inauguration as a professor at Erlangen University [82]. In this article, he suggested a research program on geometries. For this purpose, he classified many kind of geometries according to properties under groups of transformation. This classification

professor at the University of Göttingen in 1886–1913, and who was working actively to reform the teaching methods of mathematics.

KLEIN tried to strengthen the relation between mathematics and its application to science and technology. KLEIN also deplored the discontinuity between school mathematics and university mathematics. According to KLEIN, the students of mathematics had to forget their knowledge of mathematics twice: first when one began one's university studies, one had to forget school mathematics; secondly when one became a teacher, one had to forget university mathematics and return to school mathematics.

KLEIN was trying to get rid of the discontinuity by improving educations to the mathematical teachers. He promoted instruction with practical subjects and development of spatial intuition, and published the lectures of elementary mathematics from an advanced viewpoint [81, 79, 80] and so on [234, 235, 236].

I suppose that KLEIN's policy to consider the importance of applied mathematics and spatial intuition supported introduction of mathematical recreations to mathematical educations. In fact, as we will see in 2.2 and in Chapters 4 and 5, KŐNIG published two books on mathematical recreations, and they can be considered as a part of the activities of reforming mathematical teaching in Hungary, taking over KLEIN's activities.

BEKE, after coming back to Hungary from Göttingen, “worked actively to reform mathematics teaching in Hungary, applying Klein's conceptions.” [237]. In 1895, BEKE became a gymnasium teacher in Budapest, and taught young KŐNIG.

In 1902, KŐNIG won the first prize in the “Eötvös Loránd matematikai tanulmányverseny (Eötvös Loránd mathematical students' competition)”. He continued to study mathematics at the Budapesti Műegyetem (Budapest Polytechnic)³.

In the school year of 1904/1905, KŐNIG studied in Göttingen. On this

gives a synthetic view to various geometries studied by mathematicians at that time. In the studies on geometry, properties invariant under a given group of transformations are to be studied. This program is called “Erlanger Programm (Erlangen Program)”.

In 1886, he began to work at the University of Göttingen. In 1895, he succeeded to call David HILBERT (1862–1943) from Königsberg as the chair of mathematics at the University of Göttingen. KLEIN and HILBERT made an effort to make Göttingen be the world centre of mathematics. After KLEIN's death, in 1929, the Mathematical Institute was built in Göttingen thanks to the Rockefeller Foundation.

KLEIN worked also for modernizing mathematical teaching. He tried to change the institution for teaching mathematics, and published in Göttingen many books for teachers of mathematics on teaching methods of mathematics.

³Budapesti Műegyetem later on became Budapesti Műszaki és Gazdaságtudományi Egyetem (BME, Budapest University of Technology and Economics).

occasion, he attended Hermann MINKOWSKI's lectures on the problem of the four-colour map, which is later considered as one of the important problems of graph theory, as we can see, for example, in Chapter 9 of the book of BIGGS, LLOYD and WILSON [215]. As we will see in the next section, KÖNIG treated the problem of the four-colour map in two different genres: mathematical recreations and graph theory.

2.2 KÖNIG's works

In 1899, when KÖNIG was still a gymnasium student, his first publication “Két maximum-minimum probléma elemi tárgyalása (Elementary discussion of two maximum-minimum problems)” appeared [85].

In 1902, his first book *Mathematikai mulatságok, első sorozat (Mathematical recreations, first series)*⁴ was published [86], which was a collection of various problems of mathematical recreations. The preface of this book was written by BEKE Manó. In the preface, BEKE insisted on the following points:

- most high-school students very actively dealt with problems of mathematical recreations,
- this book of KÖNIG includes not only elementary problems but also something beyond them,
- these problems complement the school curriculum from many points of view.

Depending on these descriptions of BEKE, we can regard the publication of this book of 1902 and its sequel book of 1905 as one of the activities of reforming mathematical educations. That is, KÖNIG was one of the first generations who shared the benefit of the reformed educations of mathematics in Hungary.

Around this period, many Hungarian mathematicians were interested in mathematical recreations. In fact, among the references in KÖNIG's books on mathematical recreations, many articles are cited from a Hungarian magazine on physics and mathematics (Mathematikai és Fizikai Lapok: Mathematical and physical reviews), or that on mathematics for high-school students (Középiskolai Mathematikai Lapok: High-school mathematical reviews). It is remarkable that this magazine intended for high-school students include

⁴In modern Hungarian, ‘mathematical’ is written without ‘h’ as “matematikai”, but in the beginning of 20th century, the spelling with ‘h’ was still used.

many articles on mathematical recreations. This fact suggests that mathematical recreations were often used for mathematical educations in Hungary already when KÖNIG was a student.

KÖNIG studied in Göttingen in the school year of 1904/1905, and attended Hermann MINKOWSKI's lectures on "Analysis Situs" [159], where the problem of the four-colour map was treated. This problem was later discussed in KÖNIG's treatise in 1936. In 1905, KÖNIG published an article on this topic "A térképszínezésről (On the map-colouring)" [88]. He proved in this article the following theorem:

If only one connected boundary borders a map of country drawn on a plane, and if every prefecture of the country touches the national border along a certain part of line, then the prefectures can be coloured with three colours in the way that the prefectures with a common border should always get different colours.

Although no term of graph theory was used in this article, it is KÖNIG's first article related to graph theory. This fact was asserted by GALLAI Tibor, a student of KÖNIG Dénes, in his article on the biography of KÖNIG published in 1965 [224].

In the same year, KÖNIG published the second book *Mathematikai mulatságok, második sorozat (Mathematical recreations, second series)* [87]. It is interesting that Chapter III of this book is exactly "The four-colour map". In this book, differently from the article on this problem published in the same year [88], he devoted those pages mainly to introduce examples related to the problem. This difference reflects the difference of genre between these publications: the article was written for mathematicians, while the book was written for a wider readership.

As we will see in Chapter 6, among 9 chapters of this book, Chapters III to VIII already contain problems that will be treated again in his later book on graph theory in 1936.

Based on these facts, we can conclude that MINKOWSKI's lecture played an important role to bring KÖNIG to questions and publications which were later related to graph theory.

In 1905, KÖNIG came back to Budapest, and continued his mathematical studies under the supervision of KÜRSCHÁK József (1864–1933)⁵. KÖNIG

⁵KÜRSCHÁK studied mathematics and physics at the Budapesti Műegyetem (Budapest Polytechnic) from 1881 to 1886. After graduation, he taught in secondary schools for two years, and returned to Polytechnic to study mathematics, and obtained his doctorate in 1890. He was appointed to be tutor, and then associate professor in the same year. He

received his doctorate in 1907 with the dissertation “A többmértű tér forgásainak és véges forgáscsoportjainak analitikus tárgyalása (The analytic discussion on the rotations of the space of larger dimension and on the finite rotation groups of it)” [89]. Although KÖNIG’s dissertation treated geometrical problems, the supervisor KÜRSCHÁK was interested also in something related to mathematical recreations and to graph theory: as we will see in 5.10.1 and 5.10.2, KÜRSCHÁK’s works are cited at two places of KÖNIG’s books on mathematical recreations published in 1902 and 1905; moreover, in KÖNIG’s treatise of 1936 on graph theory, KÜRSCHÁK’s works [135, 136] are cited at two places.

In the same year, he began to work at the Budapesti Műegyetem (Budapest Polytechnic), and continued to be attached to it until his suicide in 1944, when the Nazis occupied Hungary. His suicide was probably due to Nazi persecution.

GALLAI examined old records at the Budapesti Műegyetem, and made clear KÖNIG’s teaching programs in the years 1907–1944 when KÖNIG was working at the Polytechnic as a Polytechnic private tutor and an entrusted lecturer [224]. According to GALLAI, KÖNIG’s lectures were titled as follows: Nomogram, Analysis situs, Set theory, Real numbers, Real numbers and functions, Graph theory. GALLAI described also as follows:

GALLAI (1965) [224], p. 278.

Gráfelmélet címen először csak az 1927/28-as tanévben hirdet előadást, ez a tárgykör azonban már 1911-óta szerepel előadásában, mert Analysis Situs című előadása gráfelméleti fejezeteket is tartalmazott.

GALLAI (1965) [224], p. 278. My translation from Hungarian.

As title of his lecture, the word “Graph theory” appeared barely in the school year of 1927/28, but he taught graph theory since 1911, because the title of his lecture “Analysis situs” implies also the subjects of graph theory.

This remark of GALLAI suggests that graph theory was established as a domain of mathematics between 1911 and 1927. Let’s observe the interplay between analysis situs and what became graph theory in his publications of the succeeding years.

continued teaching at Polytechnic throughout his life. He worked much in the domain of geometry, as well as in algebra. He founded the theory of valuations. He was interested also in mathematical recreations, and published articles in this domain. His articles on knight’s move on chessboard [135, 136] were cited in KÖNIG’s treatise on graph theory in 1936 [121].

In 1911, KÖNIG published 2 articles: “Vonalrendszerek Kétoldalú felületeken (Line systems on two-sided [= orientable] surfaces)” and “A vonalrendszerek nemszámáról (On the genus number of line systems)” [94, 95]. In these publications, the problem of the four-colour map was not mentioned, but later in the book of 1936, these articles were cited in a section concerning four-colour map. On this point, these articles can be related to MINKOWSKI's lectures on analysis situs, which he heard in Göttingen. In these articles, he did not use the term “graph”. However, he used the term “vonrendszer (line system)”, the signified of which can be considered as one of the representations of a graph from the point of view of KÖNIG's later book in 1936. If we pay attention to these terms, we will notice that KÖNIG still continued to use the term “vonrendszer (line system)” in later publications on analysis situs: his article in 1915 (“Vonalrendszerek és determinánsok (Line systems and determinants)” [102]); his text book in 1918 (*Az analysis situs elemei (The elements of analysis situs)*) [105]. At least in the years 1916–1918, KÖNIG used both terms “vonrendszer (line system)” and “graph”: at the latest in 1916, he used the term “graph” in his article “Graphok⁶ és alkalmazásuk a determinánsok és halmazok elméletére (Graphs and their application to the theory of determinants and sets)” [103]. The German translation was published in the same year [104]. Later in 1976, the English translation was inserted in Chapter 10 “The factorization of graphs” of the book *Graph Theory, 1736–1936* of BIGGS, LLOYD and WILSON [215].

In this article, KÖNIG gave the proofs to the following theorems⁷:

- A) Minden páros körüljárású reguláris graphnak van elsőfokú faktora. (Every bipartite regular graph possesses a factor of the first degree.)
- B) Minden páros körüljárású reguláris k -adfokú graph k -számú elsőfokú faktor szorzatára bomlik. (Every bipartite regular graph of the k th degree splits into k factors of the first degree.)
- C) Ha egy páros körüljárású graph bármelyik csúcsába legfeljebb k -számú él fut, akkor minden éléhez oly módon lehet k -számú index valamelyikét hozzárendelni, hogy ugyanabba a csúcsba futó két élhez mindenkor két különböző index legyen rendelve. (Supposing that each point of a bipartite graph is incident with at most k edges, then one can assign one of k labels to each edge of the graph in such a way that two edges incident with the same point must have different labels.)

⁶In modern Hungarian, graph is written as “gráf”, but KÖNIG still used the foreign spelling.

⁷The English translations are cited from the book of BIGGS, LLOYD and WILSON [215].

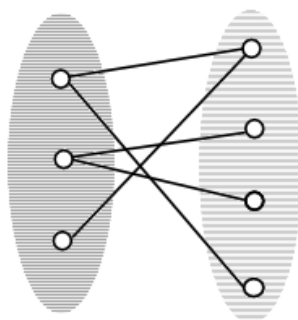


Figure 2.1: A bipartite graph

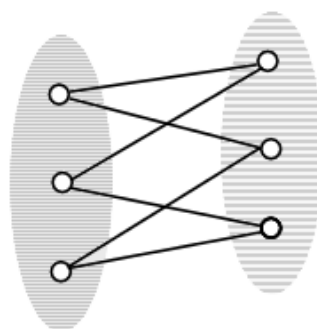


Figure 2.2: A bipartite regular graph

Although I mentioned the definition of “bipartite graph” in Chapter 1, I write it here again with additional information about the definitions of some other terms appeared in the theorems above.

A “bipartite graph” is a graph the vertices of which can be divided into two disjoint sets such that every edge connects a vertex in one set to a vertex in the other set (Figure 2.1).

A graph is said to be “regular” when the same number of edges leave each vertex, and this number is called the “degree” of the graph (Figure 2.2).

These theorems were later inserted in Chapter 11 “Faktorenzerlegung regulärer endlicher Graphen (Factorization of finite graphs)” of KÖNIG’s treatise *Theorie der endlichen und unendlichen Graphen (Theory of finite and infinite graphs)* in 1936 [121].

Already in 1914, he mentioned the theorems in his lecture in the *Congrès de philosophie mathématique* in Paris.

Although the contents of the lecture belong to graph theory from our

point of view, it is not clear if he used the term “graph” already in the lecture, because the text of the lecture was published much later, in 1923, under the title “Sur un problème de la théorie générale des ensembles et la théorie des graphes (on a problem of the general theory of sets and the theory of graphs)” [110]. There was a long interval between the lecture in Paris and the publication of the text.

In 1918, he published a treatise, *Az analysis situs elemei (The elements of analysis situs)* [105], in which topology and “vonalsrendszer (line system)” were treated. Perhaps this was based on the notes he used for his lectures on “Analysis situs”. This book can be an evidence supporting GALLAI’s remark that subjects of graph theory were taught in his lectures on “Analysis situs”.

It seems, indeed, that he published other books in relation to the lectures he gave. For instance, in 1920, he published a textbook of mathematics *Mathematika: Műegyetemi előadás építész- és vegyészhallgatók számára (Mathematics: polytechnic lecture for architect and chemist students)* [106], which seems to be used for his lectures on “Real numbers and functions”. This supports the idea that the previous book was also the notes on the basis of which he taught Analysis situs.

In 1931, he published an article “Graphok és matrixok (Graphs and matrices)” [117], in which the theorem on the separation of vertices of bipartite graphs was proved.

All these previous works paved the way to the publication in which later commentators recognized the birth of graph theory: in 1936, KÖNIG Dénes published the book *Theorie der endlichen und unendlichen Graphen (Theory of finite and infinite graphs)* [121]. In this book, he discussed graph theory based on set theory and combinatorics. He treated also various problems related to graph theory, among which recreational problems were found.

This fact makes us remember that KÖNIG published two books on mathematical recreations in 1902 and in 1905. As we will discuss in Chapter 6, the book of 1905 and the treatise of 1936 contain many same problems. However, the ways of treatment of these problems in the treatise of 1936 are different from those in the books of 1905. This difference reflects that the properties of these books are different from each other: KÖNIG’s books of 1902 and 1905 are collections of mathematical recreations for a wide readership; on the other hand, the book of 1936 is a treatise of graph theory, which is “the first full-length book on the subject” according to BIGGS, LLOYD and WILSON, as mentioned in the preface of their book[215].

Chapter 3

Mathematical recreations before KÖNIG

KÖNIG worked on mathematical recreations when he was a student, and published two books in this domain in 1902 [86] and 1905 [87]. He gave some references at the end of the first book[86], and also some detailed information on the referred problems on mathematical recreations at the end of the second book[87].

In Chapter 6, I will analyze the relation between KÖNIG's works and the works of others on mathematical recreations before KÖNIG. As an introduction to that analysis, I will give in this chapter a brief history of mathematical recreations.

3.1 Mathematical recreations before BACHET's compilations

Some of the problems treated as mathematical recreations in modern books were already known in ancient times. According to Louis BECQ DE FOUQUIÈRES (1831–1887) a litterateur, Puzzles of calculation of numbers, construction of mosaics¹ etc. appeared already in ancient Greece[22]. BECQ DE FOUQUIÈRES gave also the purpose of treating such puzzles in referring to Plato's dialogue *Laws (VII)*.

¹According to LUCAS, the puzzles of construction of mosaics are known by children under the name of "casse-tête chinois (Chinese puzzle)" ([149], p. 123), but he did not mention the relation between China and this kind of puzzles.

BECQ DE FOUQUIÈRES [22], p. 71, l. 16.

Dans les *Lois* de Platon (VII) on peut lire un passage remarquable, relatif à la gymnastique intellectuelle à laquelle il faut soumettre l'intelligence des enfants. Il y est dit qu'il faut les exercer à une foule de petits calculs à leur portée, comme par exemple de partager, en un nombre plus ou moins grand de leurs camarades, un certain nombre de pommes ou de couronnes, en sorte qu'ils soient forcés tout en s'amusant de recourir à la science de nombres. Il est évident en effet que les enfants dans leurs jeux développent la faculté qu'ils ont de compter, de comparer, d'ajouter, de diviser et qu'ainsi ils arrivent à se familiariser avec les nombres.

According to BECQ DE FOUQUIÈRES, in ancient Greece, the mathematical recreations were not only enjoyed but also given the educational purposes, and that both were inherited by people in France in 19th century.

Some of the problems that are considered as mathematical recreations in modern times were already known in ancient times. However, some of the problems were not considered as recreations.

For example, magic squares were known already in ancient times in China as well as in India, but the purpose of them were not always recreations.

For example in China, a magic square of third order (3 rows and 3 columns) was found on a divination board excavated in 1977 from a tomb of the Han Dynasty (206 B. C.–220 A. D.) in Fuyang, Anhui². This board was created not for recreation but for divination.

Mathematical approaches to magic squares can be found much later. One of them was in Persia in the 10th century. Another one was in the Southern Song in the 13th century.

Abū'l-Wafā' al-Būzjānī (940–998)³ and 'Alīb. Aḥmad al-Anṭākī gave methods to construct magic squares. [190, 239].

YANG Hui (around 1238–1298)⁴ gave methods different from Abū'l-Wafā' to construct magic squares in the 13th century [209].

Abū'l-Wafā' al-Būzjānī worked also on the geometrical mosaic puzzles. These works in Persian were analyzed in French by Franz WOEPCKE (1826–1864)⁵ in his article “Analyse et extrait d'un recueil de constructions géométriques par Aboûl Wafâ” in 1855 [243]. WOEPCKE's article consists of 2 parts:

²Taiyi Jiugong divination board, in possession of Youli Zhouyi Museum. (太乙九宫占盘, 姜里周易博物馆.)

³Mathematician and astronomer in Persia.

⁴Mathematician of the Southern Song.

⁵WOEPCKE is a German mathematician, and historian on Arabic and Persian mathematics.

one part is WOEPCKE's analysis on the selected extracts of Abū'l-Wafā' al-Būzjānī, and the other part is his French translation of the extracts of the works of Abū'l-Wafā' al-Būzjānī. WOEPCKE analyzed that the manuscripts consist of the works of Abū'l-Wafā' al-Būzjānī described by the students of Abū'l-Wafā' al-Būzjānī. Abū'l-Wafā' al-Būzjānī treated many problems of division of a square into some squares, and of composition of a square from some squares. The problem 7 in the second section of WOEPCKE's article includes an example similar to the problem 5 of the chapter on "Decomposition and recomposition of plane figures" in KÖNIG's book on mathematical recreations published in 1902 [86], which we will see later in 4.6, though KÖNIG did not refer to Abū'l-Wafā' al-Būzjānī's works. The problem 7 of Abū'l-Wafā' al-Būzjānī treated composition of a square from some equal squares. On the other hand, the problem 5 of KÖNIG treated decomposition of a square into three congruent squares. In WOEPCKE's extracts, the problem of decomposition of a square is not found.

3.2 Collections as mathematical recreations

Around 17th century, some problems were collected as mathematical recreations, and books in this genre began to be published.

The first collection of various problems as "mathematical" and yet "pleasing and delectable" was published in Europe. In 1612, Claude-Gaspar BACHET DE MÉZIRIAC (1581–1638) published *Problèmes plaisans et délectables qui se font par les nombres* [7]. This book was revised with augmentation in 1624 [8], and republished many times even until today. BACHET described in the preface the purpose of the book: he wanted to let the treatments of games come to light. It is to prove that the knowledge of games and real recreations practiced with joy can sometimes be useful. Some problems in this book of BACHET was treated later in KÖNIG's two books of mathematical recreations: guessing numbers (see 4.3), magic squares (see 4.4), weight measurements applied with binary and ternary system (see 5.2), selection from groups ("Turks and Christians", "Josephus and 40 refugees": see 5.7), ferrying a wolf, a goat and cabbages (see 5.8).

The concept of "mathematical recreation" maybe first appeared as the title of a book in 1624. According to Albrecht HEEFFER [226], an octavo entitled *Recreation mathematicque, composee de plusieurs problemes plaisants et facetieux, En fait d'Arithmetique, Geometrie, Mechanique, Opticque, et autres parties de ces belles sciences* was published from the university of Pont-à-Mousson in France in 1624 [50]. HEEFFER notes also that the frontispiece mentions no name of an author but the dedication is signed "H. van ETTEN",

or “Henry van ETTEN” in the first English edition of 1633, who was a student at the local university. Although most bibliographical references and library catalogs mention “Jean LEURECHON” as the author, HEEFFER challenges this authorship [226]. According to HEEFFER, the source of most of the arithmetical and combinatorial problems treated in this book of 1624 is in the book of BACHET of 1612 [7].

In 1694, Jacques OZANAM (1640–1718) also published a collection of mathematical recreations in two volumes [165]. He referred to BACHET’s book, and he added into his collection more ancient exemples. OZANAM’s collection includes Large numbers (see 4.1), guessing numbers (4.3), ferrying a wolf, a goat and cabbages (5.8).

The books of BACHET and OZANAM were cited in almost all later books on mathematical recreations.

3.3 Bloom of mathematical recreations in the second half of 19th century

Édouard LUCAS (1842–1891) gave remarkable works on Mathematical recreations with four volumes of books published between 1882–1894⁶ [148, 149, 151, 152].

Many results on recreational problems after OZANAM were added into LUCAS’ books. Even the most recent problem —TARRY’s talk on “geometry of situation” in the conference in 1886— was included in the fourth volume of LUCAS in 1894 [152], as the chapter “Les réseaux et les dominos”.

In 1892 in the United Kingdom, Walter William Rouse BALL (1850–1925) published *Mathematical Recreations and problems of past and present times* [12]. The title was renamed *Mathematical Recreations and essays* for the fourth and later editions, and became a long seller.

David SINGMASTER made a precise examination on all the editions of BALL’s book [240].

This book of BALL was translated from English to French by FITZ-PATRICK as shown in Table 3.1⁷.

⁶The final volume was published three years after LUCAS’s death. This means that LUCAS could not provide the errata to the book. In fact, in the chapter of “La Géométrie des réseaux et le problème des dominos”, a diagram of heptagon lacks one diagonal.

⁷I suppose that KÖNIG cites Ball’s book via French translation by FITZ-PATRICK, because he refers always to the page numbers of the French version, which do not correspond to the same pages of the English version. This means that KÖNIG read the French version enriched by FITZ-PATRICK.

Table 3.1: French versions of BALL’s book (The numbers between brackets [] are the numbers listed in the bibliography of the present thesis.)

BALL	FITZ-PATRICK
1st/2nd (1892 [12])	
3rd (1896 [13])	French translation (1898 [14])
4th (1905 [15])	French translation enriched with many additions by FITZ-PATRICK (3 vols, 1907–1909 [16, 17, 18]); Reprinted in 1926–1927.
5th (1911 [19])	
...	
10th (1922 [21])	
...	

The 2nd edition is a simple reprint of the 1st edition. The 3rd edition includes augmentation of the contents, and the 4th edition includes more augmentation.

The 2nd French translation depends on BALL’s 4th edition. It includes much augmentation by FITZ-PATRICK, and consists of 3 volumes (1907–1909; reprinted 1926–1927). One of his additions can be found in the chapter of “Problèmes des tracés continus”, which corresponds to “unicursal problems” of the original version, in the second volume of French version (1908/1926) [17]. FITZ-PATRICK added here “Tarry’s method”, which fully depends on TARRY’s talk in 1886 on the geometry of situation [201], just as same as the fact that LUCAS included in his fourth volume of mathematical recreations [152].

This augmentation of the French version influenced BALL’s later editions of the original English version.

In Germany, Wilhelm AHRENS (1872–1927) published *Mathematische Unterhaltungen und Spiele* in 1901 [1]. KÖNIG’s books of 1902/1905 took many diagrams from this AHRENS’ book.

3.4 Mathematical approach to recreational problems

We take a look here at some examples of mathematical approaches to recreational problems.

3.4.1 Seven bridges of Königsberg

The first mathematical approach to the problem of seven bridges of Königsberg can be found in the article by Leonhard EULER (1707–1783) published in 1736 [51].

I will give the outline of EULER’s article. Moreover, I will compare two French translations of the article: one by Émile COUPY in 1851, and the other by Édouard LUCAS in 1882. The following points will be clear by the comparison: Both COUPY and LUCAS completed a table of EULER; Both applied the result of EULER to the Seine in Paris; The translation of COUPY is more exact than LUCAS; LUCAS added and changed phrases freely depending on his interpretation, which made the text more intelligible to readers; The translation of “Situs” by COUPY is inconsistent; LUCAS’ one has consistency; COUPY did not mention the lack of proof on 2 of 3 theorems of EULER; LUCAS paid attention to it, mentioned it in his note, and described the proof.

It will also be clear that some mathematicians in the times of COUPY were interested in mathematical recreations, and that the proofs described by LUCAS were quite similar to those of HIERHOLZER (1873), but LUCAS did not mention it.

EULER’s article on seven bridges of Königsberg

Leonhard EULER published an article titled “Solutio problematis ad geometriam situs pertinentis” in 1736 [51], in which he solved the problem known as “the problem of seven bridges of Königsberg”. I will introduce this article briefly in this section.

The article of EULER consists of 21 sections, each of which has no title.

§ 1: Aim of this article. This article gives a specimen of *Geometriam Situs*.

§ 2: Introduction of the problem. 7 bridges connect 4 land areas as shown in the FIG. 3.1. Is there a route to cross every bridge once and only once? More generally, is there such a route for any other forms of rivers and bridges?

§ 3: Choice of the way to solve the problem. One can solve the problem by checking over every possible course, but EULER chooses a simpler method, with which one can find if such a route exists or not.

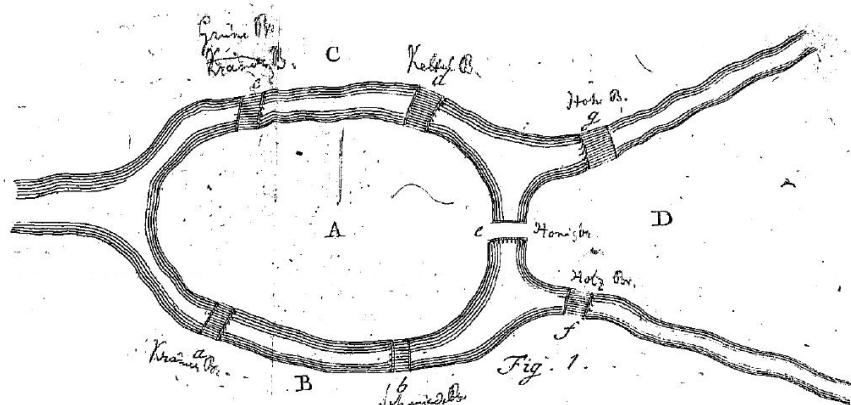


Figure 3.1: *Figura 1* in *Tabula VIII* inserted between p. 128 and p. 129 of the article of EULER [51].




Figure 3.2: *Figura 2* in *Tabula VIII* inserted between p. 128 and p. 129 of the article of EULER [51].

§§ 4–5: Symbolization of the objects of the problem. EULER gives symbols A, B, C, D to the land areas and a, b, \dots, g to the bridges. Each route is described by a sequence of symbols of land areas in the order of passage. For example, ABD is a route depart from A via B to D , no matter which bridges are crossed. To describe a route to cross 7 bridges, 8 symbols are necessary.

§§ 6–9: Solution of the problem of seven bridges of Königsberg. Because there are 2 bridges between A and B , the sequence of symbols of the route demanded should include 2 sets of adjacent A and B . The same consideration is applied to the other bridges. EULER tries to find a law to judge if such a sequence of 8 symbols exists or not. Suppose that a traveler crosses the bridge a of the FIG. 3.2. In the sequence of the route, A appears once no matter if the traveler departs from A or arrives at A . Similarly, if A has 3 bridges and the traveler crosses them, A appears twice in the sequence of the route. Generally, if A has any odd number of $2n + 1$ of bridges, A

appears $n + 1$ times in the sequence of the route. In the case of Königsberg, A has 5 bridges, and each of B, C, D has 3 bridges. Therefore A appears 3 times, and each of B, C, D appears 2 times in the sequence of route. But such a sequence cannot be realized with only 8 symbols. This means that there is no route to cross every bridge of Königsberg once and only once.

§§ 10–13: Generalization of the problem. EULER generalizes the problem to all the forms of bridges and land areas. EULER says that, if the sum of numbers of symbols to appear in the sequence is larger than “the number of bridges + 1”, it is impossible to find such a route to cross every bridge once and only once. EULER says also that it is possible if the sum of numbers of symbols to appear in the sequence is equal to “the number of bridges + 1”, but it is not proved.

In the case where A has any even number of bridges, we should consider if the traveler starts from A or not. If the traveler does not start from A which has $2n$ bridges, A appears n times in the sequence of symbols of the route. If the traveler starts from A which has $2n$ bridges, A appears $n + 1$ times in the sequence of symbols of the route.

We put off considering the starting point. Then, a symbol of a land area appears $n + 1$ times if the land area has any odd number $2n + 1$ of bridges, and n times if the land area has any even number $2n$ of bridges in the sequence of symbols of the route. If the sum of the symbols to appear in the sequence is equal to “the number of bridges + 1”, there is a route to cross every bridge once and only once, where the starting point cannot be any land area which has any even number of bridges. If the sum of the symbols to appear in the sequence is equal to “the number of bridges”, there is a route to cross every bridge once and only once, where the starting point should be a land area which has any even number of bridges, so as to increase by 1 the number of symbols to appear in the sequence. But EULER gives no proof for the case where such a route exists.

§ 14: Invention of an algorithm depending on §§ 10–13. EULER gives an algorithm to know if one can cross every bridge once and only once in any form of rivers and bridges. But actually, it is rather an algorithm to know if such a route is impossible or not,

because EULER gives no proof for the case where such a route exists.

1. Label the land area with symbols A, B, C, \dots
2. Write down “the number of bridges + 1”.

3. Make a table with a column which consists of A, B, C, \dots , and with the next column which consists of the number of bridges connected to each land area.
4. Asterisk the symbols of land areas which have any even number of bridges.
5. Make another column which consists of:
 - n if the land area has any even number $2n$ of bridges,
 - $n + 1$ if the land area has any odd number $2n + 1$ of bridges.
6. Sum up the numbers of the last column. If the sum is equal to the number written in the step 2, or if the sum is less by 1 than it, a route to cross every bridge once and only once is possible, where in the former case, the starting point should be one of the land areas without asterisk; in the latter case, the starting point should be one of the land areas with asterisk.

EULER makes such a table for the problem of Königsberg.

§ 15: Example different from seven bridges of Königsberg. EULER gives an example where a route to cross every bridge once and only once exists, applies the above-mentioned algorithm to it, and gives such a route. But we should still note that he gives no proof for the case where such a route exists.

§§ 16–17: Proof of the handshaking lemma To obtain a simpler way to judge if a route to cross every bridge once and only once exists or not, EULER proves that the number of land areas which have any odd number of bridges is an even number. This is called the handshaking lemma in our times. Proof: Count bridges which each land area has. The sum of these numbers is just twice as many as the number of all the bridges, because every bridge connects just 2 land areas, and it is counted double. Therefore the sum of the numbers of bridges which each land area has is an even number. If the number of land areas which have any odd number of bridges is an odd number, the sum of the numbers of bridges which each land area has cannot be an even number. So the number of land areas which have any odd number of bridges is an even number.

§§ 18–19: Simplification of the algorithm of § 14. Because the sum of the numbers of bridges which each land area has is twice as many as the number of all the bridges, $\frac{(\text{The sum of the numbers of bridges which each land area has})+2}{2}$ is

just the number written in the step 2 of § 14. If every land area has any even number of bridges, the sum in the step 6 of § 14 is less by 1 than the number written in the step 2, with which EULER means that a route to cross every bridge once and only once is possible. Because every land area has any even number of bridges, any of them can be the starting point.

If only 2 land areas have any odd number of bridges and the other areas have any even number of bridges, the sum in the step 6 of § 14 is just as same as the number written in the step 2, with which EULER means that a route to cross every bridge once and only once is possible. In this case, one of the land areas which have any even number of bridges should be the starting point.

But we should still note that he gives no proof for it.

If the land areas which have any odd number of bridges are 4, 6, 8 or more, the sum in the step 6 of § 14 is larger by 1, 2, 3 or more than the number written in the step 2. Then there is no route to cross every bridge once and only once.

§ 20: Summary of §§ 18–19. If more than 2 land areas have any odd number of bridges, it is impossible to cross every bridge once and only once. If just 2 land areas have any odd number of bridges, and if the traveler choose one of such land areas as the starting point, it is possible to cross every bridge once and only once.

If every land area has any even number of bridges, no matter which land area is chosen as the starting point, it is possible to cross every bridge once and only once.

But we should still note that EULER gives no proof for the 2 latter propositions.

§ 21: Method to simplify the way to find the route. Remove pairs of bridges which connect 2 common land areas, and it will be easier to find a route to cross every bridge once and only once. After finding the route, put back the removed bridges as they were, and it will be easy to modify the route so as to include them.

Portrait of COUPY

Perhaps Émile COUPY is the first person who published a French translation [41] of EULER's article of seven bridges of Königsberg [51]. I introduce here the portrait of COUPY, who is not much known in our times.

TAB. 3.2 consists of the references concerning COUPY.

I regret that I could not find any publication of COUPY in the years between 1855 and 1868.

Table 3.2: COUPY in publications

N° Ref.	Year	Role	Name, Title	Contents
[38]	1844	Author	M. ÉMILE COUPY, bachelier ès sciences mathématiques.	Solution of a question by Fodot about the playing cards.
[39]	1847	Author	M. ÉMILE COUPY, Bachelier ès sciences et professeur de mathématiques à Orléans.	Solution of a problem of algebra about the mixtures.
[40]	1849	Author	M. J. COUPY, Professeur à l'École militaire de la Flèche.	Note on a theorem described by Louis Guillard about the cylinder and the cone circumscribed to a sphere.
[41]	1851	Translator	M. E. COUPY, Professeur au collège militaire de la Flèche.	Translation of EULER's article on seven bridges of Königsberg.
[42]	1851	Author	M. Emile Coupy	An account of his travels to London.
[43]	1853	Author	M. E. COUPY, Professeur au Collège militaire.	Solution of a question by Huet on the formula to give all the years in which February has five Sundays.
[58]	1853	Mentioned by the author	M. Coupy, professeur au Prytanée de la Flèche.	Coupy pointed out an error in a proof by H. Faure answering a question on the linear recursive sequence made by Richelot.
[207]	1855	Mentioned by the editor	M. Coupy, professeur au Prytanée de la Flèche.	Coupy sent to the editor a proof of a property and its various numerical applications concerning the algebraic equations and an arithmetic progression.
[45]	1855	Author	M. COUPY, Professeur au Prytanée de la Flèche.	Coupy pointed out an error in an article by W. Loof about the recurring decimals.
[46]	1855	Questioner	E. COUPY.	Question about the construction of a triangle under a sufficient condition.
[44]	1855	Author of a letter cited	ÉMILE COUPY, Professeur.	Biography of Mathurin Jousse of 17th century who published three books: one about the carpentry, one about the lock-work and one about the geometry concerning the architecture.
[47]	1868	Author	Y..	Biography of Marie Dorval, actress.

Depending on this table, COUPY seems to have been interested also in domains different from mathematics. In 1851, the year of the publication of his translation of EULER's article, he published also an account of his travels to London [42]. In 1868, he published a biography of an actress under the pen name of "Y..". How can we know that "Y.." is COUPY? It is written in the *Dictionnaire des pseudonymes* by Georges d'Heilly, the name of the author under the book title, or by Georges d'Heylli as pseudonym under his preface of the book. According to the catalogue of the National Library of France, the name "Georges d'Heilly" is also a pseudonym, and his real name is Edmond Antoine POINSOT, who was born in Nogent-sur-Seine, Aube on August 16 of 1833, and dead in Paris in 1902, and who was a litterateur, a section manager at the *Légion d'honneur* and the founder and the director of the *Gazette anecdotique, littéraire, artistique et bibliographique* (1876-1902) by profession.

The reason why COUPY used a pseudonym for his book [47] is explained by himself in the book of d'Heilly:

d'Heilly [227], p. 367, l. 16.

[...] M. Coupy est un lettré, un bibliophile, et aussi un journaliste; il a collaboré aux feuilles locales de ses diverses résidences, et surtout à Orléans, à La Flèche, etc... Il y a donné des articles de littérature et de théâtre. C'est un homme modeste, d'une vie douce et retirée que charme le culte constant des lettres. Il n'a pas voulu signer son livre: «Un professeur de mathématiques, nous disait-il, signant un livre sur une actrice! Ou le professeur passera pour bien léger, ou le livre pour bien mauvais.» Je connais l'homme et j'ai lu le livre, et je n'ai pas craint de nuire à son succès en dévoilant le nom, la qualité et aussi les qualités de son érudit auteur. [...]

According to d'Heilly, the formal name of COUPY is Philippe-Émile COUPY. The author of the article [40] is entered as "M. J. COUPY", so it might be a different person from Émile COUPY, or a misprint.

COUPY passed his boyhood in Blois according to the book *Une excursion à Londres* written by himself in 1851 [42], but I did not find his birth year. I see his profession in the titles of his articles.

He was already a Bachelor of Mathematical Science in 1844. He became a professor of mathematics at Orléans before 1847. He was transferred to the military school of la Flèche before 1851 (or before 1849 if "J. Coupy" is the same person as "Émile Coupy"), and to the Imperial Military Prytaneion of la Flèche before 1853.

Depending on the contents of his articles, I suppose that he was interested in the mathematical recreations: Some of his articles [38, 39, 41, 43] seem to be mathematical recreations, that is, recreative problems which require mathematical methods; from a certain point of view, some other articles [40, 58, 45, 46] can be regarded as recreative, though we cannot distinguish clearly recreative mathematics and non-recreative ones.

I suppose that some other mathematicians were also interested in the mathematical recreations, because the persons who made questions of the mathematical recreations solved by COUPY should have been interested in it.

COUPY describes [41] the reason for the translation of EULER's article of seven bridges of Königsberg [51] that it was mentioned in a memoir by Louis POINSOT (1777–1859) [175] and in a textbook of algebra by LHUILIER [142]⁸. I suppose that it is also a factor of the translation that COUPY was generally interested in the recreations.

Translations of EULER's article

As well as COUPY, Édouard LUCAS published a French translation of EULER's article on seven bridges of Königsberg [51]. LUCAS' works and his biography were already much examined by Anne-Marie DÉCAILLOT-LAULAGNET. Her article on this subject was published in 1998 [217]. Her doctoral thesis in 1999 also dealt with the subject [218].

LUCAS introduced the problem of bridges as the second recreation in his book *Récréations mathématiques I* published in 1882 [148], 31 years after COUPY's translation [41]. He inserted a French translation of EULER's article, and made some comments on it.

LUCAS did not mention the translation of COUPY explicitly, but I suppose that he knew it, because he described the following:

LUCAS [148], p. 21, l. 7.

[...] nous donnons, d'après les *Nouvelles Annales de Mathématiques*, un commentaire de cet opuscule, qui a paru en latin dans les *Mémoires de l'Académie des sciences de Berlin* pour l'année 1759, et qui a pour titre: *Solutio problematis ad Geometriam situs pertinentis*. [...]

The *Nouvelles Annales de Mathématiques* is the periodical which contains the translation of EULER's article by COUPY. But LUCAS did not enter COUPY's translation in his references, and every translated sentence

⁸COUPY spelt the name as "Lhuillier", but it is spelt as "Lhuilier" in the publications of LHUILIER himself.

in LUCAS' book includes different words and phrases from COUPY's translation. Therefore I suppose that LUCAS translated EULER's article almost independently of COUPY's translation.

I will pick up here some parts of translations of COUPY and LUCAS, and examine the difference of them.

Translation of § 1 This is the beginning of § 1 of EULER's article:

EULER [51], p. 128, l. 9.

Praeter illam Geometriae partem,
 quae circa quantitates versatur, et omni tempore summo studio
 est exulta, alterius partis etiamnum admodum ignotae primus
 mentionem fecit *Leibnitzius*, quam Geometriam situs vocavit.
 [...]

Translation by COUPY [41], p. 107, l. 1.

Outre cette partie de la géométrie qui traite des grandeurs et
 qui a été de tout temps cultivée avec beaucoup de zèle, il en
 est une autre, jusqu'à nos jours complètement inconnue, dont
 Leibnitz a fait le premier mention et qu'il appela *géométrie de
 position*. [...]

Translation by LUCAS [148], p. 21, l. 13.

Outre cette partie de la Géométrie qui s'occupe de la grandeur
 et de la mesure, et qui a été cultivé dès les temps les plus
 reculés, avec une grande application, Leibniz a fait mention,
 pour la première fois, d'une autre partie encore très inconnue
 actuellement, qu'il a appelée Geometria situs. [...]

COUPY changed the initial letter of "geometrie (Geometriae)" from capital to small, and LUCAS kept it as it was. COUPY translated "versatur" as "s'occupe", and LUCAS as "traite". COUPY translated "quantitates" as "grandeurs" in the plural as it was. LUCAS changed it to the singular "grandeur", and added a new word "mesure" which is not written in EULER's original text.

I suppose that COUPY tried to translate it as exactly as possible, and LUCAS rather tried to make the text intelligible to readers.

COUPY translated the important phrase "Geometriam situs" as "géométrie de position", but LUCAS kept here as the Latin phrase, where he changed only the accusative case "-am" to the nominative case "-a". It seems a proper choice because it represents the phrase called by Leibniz. As for the translation of "situs", COUPY has an inconsistency: he translated it as "situation" in

the title, but as “position” in the text. On the other hand, LUCAS has a consistency in translating it as “situation” in every case without this sentence.

Concerning the translation for “geometria situs”, Louis POINSOT already described his point of view. According to POINSOT, the signification of the “géométrie de situation” of LEIBNITZ and that of the “géométrie de position” of Lazare Nicolas Marguérite CARNOT are completely different. POINSOT mentioned the «géométrie de situation» in the footnote on p. 17 of his memoir in 1810 [175] citing the words of LEIBNITZ:

POINSOT [175], p. 17.

[...] La géométrie de situation, comme je l’ai dit, a pour objet l’ordre et les lieux dans l’espace, sans aucune considération de la grandeur ni de la continuité des figures; de sorte que la partie de l’analyse mathématique qui pourrait naturellement s’y appliquer, est la science des propriétés des nombres ou l’*analyse indéterminée*, comme l’analyse ordinaire s’applique naturellement aux problèmes déterminés de la géométrie, et le calcul différentiel à la théorie des courbes, où les affections changent par des nuances insensibles. Je n’ai pas pu trouver l’endroit des Actes de Leipsick, où *Leibnitz* a dit un mot de la géométrie de situation; mais il me semble qu’il en avait une idée conforme à celle que nous en donnons ici, et c’est ce qu’on voit assez clairement dans ce passage d’une de ses lettres sur les jeux mathématiques: «Après les jeux qui dépendent uniquement des nombres, dit-il, viennent les jeux où entre encore la situation, comme dans le Trictrac, dans les Dames, et sur-tout dans les Échecs. Le jeu nommé *Solitaire* m’a plu assez. [...]». (Lettre VIII, à M. de Montmort. *Leibn. Opera philologica*).

Moreover, POINSOT mentioned the «géométrie de position» of CARNOT citing his memoir of 1806 [26]:

POINSOT [175], pp. 17–18.

Quant à la *Géométrie de position* de M. Carnot, elle n’a point du tout le même objet. L’auteur a eu principalement en vue d’établir, par la corrélation des figures, la véritable théorie des quantités négatives. C’est ce dont on peut voir un précis rapide à la fin d’un excellent Mémoire qu’il a donné depuis, *sur la relation qui existe entre les distances mutuelles de cinq points pris dans l’espace*; Mémoire qui contient encore sur la pyramide triangulaire, une suite d’élégans théorèmes exprimés par les données mêmes de la figure; et cette ingénieuse théorie des *transversales*, dont les principes simples et féconds mériteraient bien d’être admis au nombre des élémens de la géométrie.

We can see in these descriptions of POINSOT that “géometrie de situation” and “géometrie de position” already had different meanings in French language around the beginning of the 19th century. According to this terminology, the translation of the expression “Geometria situs” should be “géometrie de situation”.

Footnote to § 3

EULER [51], pp. 129–130, l. 28.

[...] Quamobrem missa hac methodo, in aliam inquisiui, quae plus non largiatur, quam ostendat, vtrum talis cursus institui queat, an secus; talem enim methodum multo simpliciozem fore sum suspicatus.

Translation by COUPY [41], p. 108, l. 19.

[...] Ayant donc laissé de côté cette méthode, j’en ai cherché une autre qui me donne non pas toutes les manières de passer, mais me montre seulement celle qui satisfait à la question; et je regarde une pareille méthode comme de beaucoup plus simple que la précédente.

Translation by LUCAS [148], p. 23, l. 20.

[...] Donc, en laissant de côté ces considerations, j'ai recherché s'il n'était pas préférable d'imaginer une méthode qui permît de juger, au premier abord, de la possibilité ou de l'impossibilité du problème; je pensais, en effet, qu'une telle méthode devait être beaucoup plus simple. [Footnote by LUCAS:] «Cette remarque d'Euler comporte un très grand caractère de généralité qu'elle ne paraît pas avoir tout d'abord. J'ai observé que, dans un grand nombre de problèmes de la Géométrie de situation, il y a souvent une différence considérable dans la manière de traiter la possibilité et l'impossibilité; en général, l'impossibilité se manifeste plus facilement que la possibilité, [...] .»

COUPY translated this part exactly as EULER described. On the other hand, LUCAS changes the expression of the latter half. LUCAS inserted the words “possibilité” and “impossibilité” so as to emphasize that EULER treated the problem of bridges as a problem of possibility and impossibility. Moreover, he added a footnote to it, and stated clearly that such a treatment is often appears in problems of “géométrie de situation”, that the methods to treat the possibility and the impossibility are quite different, and that the treatment of impossibility is generally easier than that of possibility. This warning is quite useful for readers to understand what EULER proved and what he did not proved.

Possibility and impossibility in § 13 In § 13, EULER described 2 cases where a route to cross every bridge once and only once exists. But they are not proved by EULER. COUPY translated this part exactly as EULER describes. On the other hand, LUCAS completely changed the contents of this part.

EULER [51], p. 134, l. 27.

Deinde si numerus omnium vicium adaequet numerum pontium vnitate auctum, tum transitus desideratus succedit, at initium ex regione, in quam impar pontium numerus ducit, capi debet. Sin autem numerus omnium vicium fuerit vnitate minor, quam pontium numerus vnitate auctus, tum transitus succedet incipiendo ex regione, in quam par pontium numerus ducit, quia hoc modo vicium numerus vnitate est augendus.

Translation by COUPY [41], p. 113, l. 17.

Ensuite, si le nombre de fois que toutes les lettres doivent s'écrire est égal au nombre des pont augmenté de 1, alors le passage désiré a lieu, mais on doit commencer à marcher d'une région à laquelle conduisent un nombre impair de ponts; mais si ce nombre de fois est inférieur de 1 au nombre des ponts augmenté de 1, alors le passage a lieu en commençant par une région à laquelle conduise un nombre pair de ponts, parce que par ce moyen le nombre des fois qu'on doit écrire les lettres est augmenté de 1.

Translation by LUCAS [148], p. 28, l. 7.

Nous aurons alors deux cas à considérer, suivant que le départ s'effectue d'une région impaire ou d'une région paire.

Dans le premier cas, le problème sera impossible si le nombre total des répétitions des lettres ne surpasse pas d'une unité le nombre total des ponts. Dans le cas de départ d'une région paire, le problème sera impossible, si le nombre total des répétitions des lettres n'égale pas le nombre des ponts; car, en commençant par une région paire, on devra augmenter d'une unité pour cette région, et pour celle-là seulement, le nombre des répétitions de la lettre correspondante.

LUCAS changed the propositions to the inverse of them, so the meaning is different from that of EULER. I suppose that LUCAS noticed that EULER did not prove these propositions, and he wanted to make them coherent. As a result, the contents of § 13 became more reasonable than the original text.

Table in § 14 There was a lack in a table of EULER. He forgot to write the sum of the last column in § 14 (TAB. 3.3), though he did not forget it for the other table in § 15. Both COUPY and LUCAS complemented the sum "9" to the table in § 14, and used the table in § 15 as it was.

Incidentally, Norman L. Biggs and E. Keith Lloyd and Robin J. Wilson, who translated the same article into English in their book published in 1976 [215], did not complete the table, and kept it as it was.

The following description might be the reason for it:

Biggs, Lloyd and Wilson [215], p. 2, l. 12.

However, the reader may prefer to stop after Paragraph 9, and go on to our commentary at the end of the article, since EULER's main results will be proved more succinctly later in the chapter.

Numerus pontium 7, habetur ergo 8

Nombre des ponts 7; j'ai donc 8.

Pontes	Ponts.		
A, 5 3	A 5 3		
B, 3 2	B 3 2		
C, 3 2	C 3 2		
D, 3 2	D 3 2		
(a)	<table style="margin-left: auto; margin-right: auto; border-collapse: collapse;"> <tr> <td style="border-right: 1px solid black; padding-right: 5px;">9</td> <td style="padding-left: 5px;"></td> </tr> </table>	9	
9			
	(b)		

Table 3.3: (a) Table of § 14 of EULER [51], p. 136.

(b) Table of § 14 of COUPY [41], p. 114.

Biggs, Lloyd and Wilson newly described the part after § 9 in their own way. I suppose that Biggs, Lloyd and Wilson did not attach importance to EULER's procedure after § 9, and that the table in § 14 is not important for the readers of their book.

Comments on EULER's article

Proof of possibility As we viewed in 3.4.1, EULER did not prove the following 2 propositions of § 20:

If just 2 land areas have any odd number of bridges, and if the traveler choose one of such land areas as the starting point, it is possible to cross every bridge once and only once.

If every land area has any even number of bridges, no matter which land area is chosen as the starting point, it is possible to cross every bridge once and only once.

But COUPY did not mention this lack. I suppose that he was not aware of it depending on the following comment by COUPY:

COUPY [41], p. 119, l. 5.	[...] en appelant D la rive droite, G la rive gauche, A et B les îles de la Cité et Saint-Louis, on reconnaît que 11 ponts conduisent en A , 8 en B , 14 en G , 15 en D ; donc le problème est possible, d'après la règle du n° 20, pourvu qu'on parte de la Cité ou de la rive droite, et il est très facile de trouver effectivement la marche à suivre. [...]
----------------------------------	--

2 of 3 propositions of the "règle du n° 20" were not yet proved, but he used one of them without proof, and concluded that it was possible to cross every bridge in Paris once and only once.

On the other hand, LUCAS mentioned that EULER did not prove the possible cases, and he described the proof of them in the Note II at the end of his book.

Note II consists of the proofs of 2 theorems. The first theorem is called the handshaking lemma in our times:

LUCAS [148], p. 222, l. 28.

THÉORÈME I — *Dans tout réseau géométrique formé de lignes droites ou courbes, le nombre des points impairs est toujours zéro ou un nombre pair.*

It was already proved by EULER in §§ 16–17. LUCAS mentioned it, and showed another proof for this theorem.

I describe here again the proof of EULER which I mentioned in 3.4.1:

Count bridges which each land area has. The sum of these numbers is just twice as many as the number of all the bridges, because every bridge connects just 2 land areas, and it is counted double. Therefore the sum of the numbers of bridges which each land area has is an even number. If the number of land areas which have any odd number of bridges is an odd number, the sum of the numbers of bridges which each land area has cannot be an even number. So the number of land areas which have any odd number of bridges is an even number.

In the proof of LUCAS, the land areas are called as *les diverses stations du réseau, les divers points d'embranchement, les têtes de ligne*, and bridges are called as *chemins*. He removes the *chemin* one by one. Every time he removes it, the *parité* (the property even or odd) of the number of *chemins* connected to each *station* at each end of the *chemin* is changed. That is, if each of 2 *stations* has any odd number of *chemins*, each will lose 1 *chemin*, and will have an even number of *chemins* after the removal of the *chemin*; if each of them has any even number of *chemins*, each will have an odd number of *chemins*; if one of them has any odd number of *chemins* and the other has any even number of *chemins*, these 2 *stations* will exchange their *parités*. Therefore, the removal of *chemins* will not change the *parités* of the number of *stations* which have any odd number of *chemins*. After the removal of all the *chemins*, the number of *stations* which have any odd number of *chemins* is 0. Therefore, at the initial state before the removal of *chemins*, the number of *stations* which have any odd number of *chemins* should be 0 or an even number. Q. E. D.

This proof of LUCAS consists of the same idea as HIERHOLZER who proved also the handshaking lemma

HIERHOLZER [70], p. 32, l. 17.

Ein Linienzug kann nur eine gerade Anzahl ungerader Knotenpunkte besitzen.

in the final part of his article in 1873 [70].

The second theorem of Note II of LUCAS is the theorem concerning the possibility of crossing every bridge once and only once:

LUCAS [148], p. 223, l. 21.

THÉORÈME II — *Tout réseau géométrique qui contient $2n$ points impairs peut être décrit par un nombre minimum de n traits sans répétition. Tout réseau géométrique, qui ne contient que des points pairs, peut être décrit par un seul trait sans répétition.*

One of three propositions written by EULER in § 20 deals only with the case of $n = 1$ of this theorem. In other words, this theorem is more general than the proposition of EULER. The article of J. B. Listing published in 1847, which is entered in the references by LUCAS, contains the same theorem, though Listing did not prove it.

LUCAS' proof of the second theorem include again the same idea as Hierholzer [70]. Only two differences exist between them:

- HIERHOLZER, as well as EULER, deals with connected line systems; LUCAS deals also with separated line systems.
- HIERHOLZER deals only with the case of $n = 1$ of LUCAS' theorem.

For the proof, LUCAS as well as HIERHOLZER suppose *le réseau géométrique continu* (LUCAS), that is, *ein zusammenhängender Linienzug* (HIERHOLZER), and try to trace all the lines continuously without repeating any line. Although LUCAS' theorem includes also separated line systems, he deals only with connected line systems at the first step of the proof. And after proving the case of connected systems, he will apply the proved result to each connected part of the separated systems.

In the case where every *station* of a connected system has any even number of *chemins*: He starts from any *station* M , and traces the *chemins* freely without repeating any *chemin*. Because every *station* has any even number of *chemins*, no matter which *station* except M he arrives, there should be a *chemin* never traced. So he will not be blocked at any *station* except M , and will come back some time to the starting point M . If there is still any *chemin* never traced, he starts again from any *station*, and will come back again to the starting point. By repeating this procedure, all the

chemins will be traced, and all the routes can be unified so as to be traced once and only once. Therefore, in the case where every *station* of a connected system have any even number of *chemins*, there is a route to trace all the *chemins* continuously without repeating any of them.

In the case where $2n$ stations of a connected system have any odd number of *chemins*: He starts from any *station* A which has any odd number of *chemins*, and traces the *chemins* freely without repeating any *chemin*. Every time he arrives at a *station* which has an even number of *chemins*, there should be a *chemin* never traced. It means that the *station* B where he will be blocked should have an odd number of *chemins*. After arriving at B , he removes the *chemins* already traced. Then, because every *parité* of the visited *stations* does not change, and because the *parités* of A and B will be changed from odd to even, the number of *stations* which have any odd number of *chemins* will be reduced to $2n - 2$. After repeating it n times, the number of *stations* which have any odd number of *chemins* will be 0. In the proof of HIERHOLZER, he deals only with the case of $n = 1$, so there is no need to repeat this procedure. Then only the *stations* which have any even number of *chemins* are left, and it is the case already proved that there is a route to trace all the *chemins* continuously without repeating any of them. Choosing the final B as the starting point M , he can trace all the *chemins* with n strokes without repeating any of them. Q. E. D.

For both theorems I and II, the ideas of the proofs of LUCAS are the same as HIERHOLZER, but LUCAS did not enter the article of HIERHOLZER in his references. Therefore it is unclear if LUCAS knew the article of HIERHOLZER. Possibly LUCAS did not read the article of HIERHOLZER directly but learnt its contents from others.

The Seine Both COUPY and LUCAS mentioned the bridges over the Seine in Paris, to which they applied the result of EULER.

COUPY considered the area from Iéna bridge to Austerlitz bridge, so the Isle of the Swans, which was constructed in 1827, was not included. On the other hand, LUCAS included it, so he considered 3 islands. This difference comes from the enlargement of the territory of Paris in 1860: COUPY's article (1851) was before the enlargement, and LUCAS' book (1882) was after the enlargement.

COUPY counted all the bridges over the Seine in Paris. On the other hand, LUCAS considered only the bridges connected to the islands: 9 bridges connect the islands and the right bank, and 8 bridges connect the islands and the left bank; then, no matter how many bridges connect directly the

right bank and the left bank, it is clear that one bank has an odd number of bridges, and the other has an even number of bridges, so there is no need to count them.

COUPY and LUCAS applied the theorem which EULER did not prove, and which LUCAS completed in his Note II, that is:

If just 2 land areas have any odd number of bridges, and if the traveler choose one of such land areas as the starting point, it is possible to cross every bridge once and only once.

According to COUPY, the Isle of the Cité had 11 bridges, the Saint-Louis Isle had 8, the left bank had 14, and the right bank had 15. From this information, it becomes clear that the bridges to the Isle of the Cité were more by 1, the bridges to the Saint-Louis Isle were more by 2, the bridges to the left bank were less by 4, and the bridges to the right bank were less by 3 than our times. From the description of LUCAS, we obtain also the information that there was a bridge called the *Estacade* between the Saint-Louis Isle and the right bank.

Conclusion

The same points on the treatments of EULER's article (1736) by COUPY (1851) and by LUCAS (1882) are:

- that they complemented a term to the table of § 14 of EULER, and
- that they applied the result of EULER to the Seine in Paris.

The difference between them are the followings:

- The translation of COUPY is more exact than LUCAS. LUCAS added and changed phrases freely depending on his interpretation, which made the text more intelligible to readers.
- The translation of "Situs" by COUPY is inconsistent: It is translated as "situation" in the title, but as "position" in the text. LUCAS' translation of it has consistency: the part called by Leibnitz is kept in Latin as it was, and all the other parts were translated as "situation".
- COUPY did not mention the lack of proof on 2 of 3 theorems. LUCAS paid attention to it early in § 3, mentioned it in his note, and described the proof in his Note II at the end of the book.

In addition, it became clear:

- that some mathematicians in the times of COUPY, around the year 1851, were interested in mathematical recreations;
- that the proofs in LUCAS' Note II (1882) were quite similar to those of HIERHOLZER (1873), but LUCAS did not mention it.

3.4.2 Labyrinths

Some collectors of labyrinths showed in their publications that labyrinths, or figures seem like a labyrinth, can be found already in ancient times worldwide [155, 23, 76].

Mathematical approach to labyrinths can be found in the following ways:

1. Algorithms to find a way from a point to another point in a labyrinth without any help of a map of the labyrinth;
2. Geometrical approach to the forms of paths and walls of labyrinths, including algorithms to create the forms.

Solving problems of labyrinths

Algorithm of TRÉMAUX Édouard LUCAS, in the book *Récréations mathématiques I* published in 1882, presented an algorithm to find a goal point of a labyrinth without any help of a map of the labyrinth [148].

According to LUCAS, the algorithm was found by TRÉMAUX, who was an old student of the Polytechnic School, and an engineer of telegraph.

The aim is to find a goal by walking in a labyrinth, of which a starting point and a goal are fixed.

The algorithm of TRÉMAUX consists of the following steps:

Rule 1: Leave the starting point of a labyrinth. At the first junction, choose an arbitrary pathway, enter it and go ahead until you arrive at a dead end or a junction:

- If you arrive at a dead end, go back to the last junction, and mark the pathway not to enter it.
- If you arrive at a junction, and if it is the first time to be here, make a directional marker on the last pathway, choose an arbitrary pathway, make a directional marker also on it and enter it.

Rule 2: If you arrive at a junction already passed through, and if it is the first time you passed through the last pathway, make on this pathway two directional markers of coming and going, and go back to the last junction.

Rule 3: If you arrive at a junction already passed through, and if it is the second time you passed through the last pathway, mark this pathway again, and:

- Choose a pathway not yet passed through if any, make a directional marker on it, and enter it.
- If all the pathways are already passed through, choose a pathway through which you passed only once, make a directional mark on the pathway, and enter it.

This algorithm is called the “Depth-First Search algorithm” today. If the extent of a labyrinth is finite, this algorithm brings you to the goal point without fail, though the path is not necessarily the shortest.

Successors of Trémaux Øystein ORE gave an algorithm to find a goal point of a labyrinth in 1959, which is different from that of TRÉMAUX [163]. This algorithm is called the “Breadth-First Search algorithm” today, and consists of the following rules:

Rule 1: Leave the starting point of a labyrinth. At the first junction, choose a pathway, enter it and go ahead until you arrive at a dead end or a junction:

- If you arrive at a junction already passed through or a dead end, go back through the last pathway, and mark it not to enter.
- If you arrive at a junction, and if it is the first time to be here, mark the last pathway, and go back.

At the first junction, choose another pathway with no marking, and proceed the same thing as above.

Rule 2: After passing through all the pathways from the first junction, choose a pathway with no marking, enter it, go ahead until you arrive at a dead end or a next junction, and proceed the same thing as Rule 1. After passing through all the pathway from this junction, go back to the first junction, choose another pathway with no marking, and redo the same thing as above.

With this algorithm, you will find the shortest path. Moreover, even if the extent of labyrinth is infinite, the goal point at a finite distance can be found.

However, the number of pathways to be passed through increases according to an exponential function of the distance (number of pathways) from the starting point. Therefore, if there are many junctions, even if the goal point is near the starting point, you should pass through many pathways. In other words, when a computer searches the goal point of a labyrinth, this algorithm requires more junctions to be put in the queue of its memory than the algorithm of TRÉMAUX.

Richard E. KORF gave another algorithm *Depth-First Iterative Deepening Search* in 1985 [130]. This algorithm is similar to the algorithm of TRÉMAUX. The difference is to limit first the “depth of search”, that is, the number of pathways to be passed through from the starting point. And then obey the rules of the algorithm of TRÉMAUX. If the goal point is not found within this limit, quit once this search, and extend the limit, and restart the search. Repeat this procedure, and you will find the shortest path to the goal point. This algorithm has two advantages: differently from the algorithm of TRÉMAUX, it will not search distant points in vain; differently from the algorithm of ORE, it will not occupy much part of your memory.

This article of KORF was published in the journal *Artificial intelligence*. Many new algorithms to find a goal point in a labyrinth are published in the domain of artificial intelligence.

Geometrical approach

It is possible that algorithms to create some kinds of labyrinths, or figures seems like a labyrinth, were found already in ancient times, because of the similarity of figures found in the same area: figures shown on ancient coins of Crete, labyrinths on the floors of Gothic cathedrals and so on⁹.

Manuscripts of C. F. GAUSS Among the mathematical works, the manuscripts of Carl Friedrich GAUSS between 1823 and 1844 seem to be related to the forms of labyrinths. These manuscripts were inserted in the book *Werke* published after his death [66, 67]¹⁰.

In these manuscripts, GAUSS examined not the labyrinths but the knots, but the notions in his procedure can be related to those of labyrinth: he treated an entangled loop as a path starting from a point on the loop, following points on the loop and returning to the starting point.

This manuscript [67] is an important result of knot theory. GAUSS named the points of intersection of a loop a, b, c, \dots . Starting from a point, he followed all the points on the loop: the order of passage of the points is represented with a sequence of letters. Using this notation, GAUSS indicated that some orders of passage of the points are not possible. For example, when there are 2 points of intersection on a loop, the orders $aabb$ and $abba$ are possible, but $abab$ is impossible.

Such a sequence of letters is called “Gauss code” today.

Pierre ROSENSTIEHL’s notation of labyrinth in his article “Les mots du labyrinthe” in 1973 [180] is similar to “Gauss code”. He described a labyrinth as a graph: the pathways are edges of a graph. The directions of traveler going through an edge A is denoted with a and a' . A path of a traveler is represented with a sequence of letters indicating directions. He called this notation “les mots de labyrinthe”. His method is similar to the method of “Gauss code” of knot theory. For example, a “mot de labyrinthe” aa' (he called it “nœud”) of ROSENSTIEHL means that a traveler goes and back through a pathway in a labyrinth. This journey returns the same result as staying at the first point, therefore aa' can be eliminated from the whole sequence of letters.

⁹The figures of those labyrinths are shown in the collections of labyrinths [155, 23, 76].

¹⁰According to the remark of Paul STÄCKEL on the manuscripts of GAUSS related to the knots [66, 67], the periods of writing them are considered as follows: “I. Zur geometria Situs” [66] consist of 9 parts, which form one suite in a notebook, but the periods of writing should be different. The parts 1 and 2 are maybe written between 1823 and 1827, and the part 9 is maybe written after 1840; “II. zur Geometrie der Lage für zwei Raumdimensionen” [67] is maybe the foundation of the note dated December 30 of 1844 written on the page of the part I.2.

Such a property is similar to “Gauss code” aa , which can be eliminated with a Reidemeister move.

ROSENSTIEHL made another topological approach to the form of labyrinths [184]. He remarked that the cathedral labyrinths can be classified with the number of layers of path $2l$ and the number of “semi-axes”, at which the path is folded, a . Some labyrinths of cathedrals have 12 layers of pathways and 3 “semi-axes”. In this article, he showed the homeomorphism of a form of a cathedral labyrinth and a figure of fishes and birds by continuous transformations.

3.5 Citation by KÖNIG

The following collections were cited by KÖNIG Dénes in his books on mathematical recreations published in 1902 and 1905 [86, 87]: *Problèmes plaisans et délectables qui se font par les nombres* by Claude-Gaspar BACHET DE MÉZIRIAC [7, 8, 9, 10] in the early 17th century; *Récreations mathématiques et physiques* by Jacques OZANAM [165, 172] in the 17th century; *Récreations mathématiques* (4 volumes) and *L'Arithmétique amusante* by Édouard LUCAS [148, 149, 151, 152, 153] and *Mathématiques et mathématiciens: pensées et curiosités* by Alphonse REBIÈRE [177, 178] in the 19th century; *Mathematical Recreations and problems of past and present times* (*Mathematical Recreations and essays* after the 4th ed.) by Walter William Rouse BALL [12, 13, 14, 15, 16, 17, 19] (and many later editions), *Mathematische Mußestunden* by Hermann SCHUBERT [187, 188, 189] and *Récréations arithmétiques* and *Curiosités géométriques* by Émile FOURREY [65, 60] around 1900; *Mathematische Unterhaltungen und Spiele* and *Mathematische Spiele* by Wilhelm AHRENS [1, 3, 4, 2] in the early 20th century. Also in the period close to the publication of KÖNIG's treatise of 1936, a book in this genre was published in Belgium: *La mathématique des jeux ou récréations mathématiques* by Maurice KRAITCHIK [131], which might suggest interest of mathematicians at that time in mathematical recreations.

In the UK and the USA of the 19th and the 20th century, amateur mathematicians or scientific writers —Samuel LOYD, Henry Ernst DUDENEY, Martin GARDNER and so on— also published in this domain. Some problems in their collections were taken from the collections listed above. This fact is interesting from the point of view of the popularization of mathematics. However, we cannot find any relation of them to KÖNIG's works.

Chapter 4

Mathematikai Mulatsagok 1: Mathematical recreations 1

4.1 Convention of translation

Here is the original text with my translation of *Mathematikai Mulatsagok, első sorozat* (Mathematical recreations, first series) by Dénes KÖNIG, 1902. The second series will be treated in the next chapter.

As GALLAI Tibor mentioned in his article in 1965 [224], these books were reprinted many times. However, I have no information on the versions after 1905 before 1991.

The editions of 1991 and 1992 are re-typeset versions with TypoT_EX of the books of 1902 and 1905 respectively. The largest difference from the first editions is that the part “Az első és második sorozat problémáinak eredetéről és irodalmáról (About sources and bibliography of the problems of the first and second series)” at the end of the book of 1905 was totally omitted in the new versions. Apart from this, there are not many modifications from the books of 1902 and 1905, but small changes related to the orthography can be found. I took here the original orthography of 1902 and 1905 as it were.

In the editions of 1991 and 1992, some notes of the anonymous editor were added, but I don't translate them here in order to avoid the copyright infringement. This restriction does not make much problem to our purpose, because the notes of the editor did not modify the original text but add only small supplementary informations.

Each page number between brackets [] in the original text indicates the page number of the original texts of 1902 and 1905.

4.0 Előszó: Preface

Note of the translator:

This preface was written by BEKE Manó (1862–1946, Emanuel BEKE in German), who was one of the mathematical teachers of KÖNIG Dénes during his teenage years at the gymnasium. See Chapter 2 for his role related to KÖNIG’s mathematical activities.

[p. 3]

Nagy örömmre szolgált, hogy fiatal barátom, legkedvesebb tanítványaim egyike vállalkozott arra, hogy „Mathematikai mulatságok“ címen oly könyvecskét szerkeszsen, mely hivatva van némileg arra, hogy a matematikai problémák iránti érdeklődést az iskolában és ezen kívül is fölkeltse, s az olvasót némely általános elterjedt, és sokszor a középiskolai tanításanyagba egyáltalában bele nem illeszthető matematikai kérdéssel foglalkoztassa.

Ilyen irányú könyv már igen sok van; a külföldi irodalom legjelesebb ilyen gyűjteményeit, melyekből a szerző anyagát válogatta, a könyvecske végén felsorolva találhatja az olvasó; még magyar nyelvű gyűjtemény is létezik; de az ezen munkácskánál sokkal elemibb, inkább csak a közkeletű számtani és geometriai rejtvényeket tartalmazza.

It was my great joy that my young friend who is one of my dearest students undertook to edit a booklet entitled “mathematical entertainments”. He has somewhat a talent for this work. He undertook also to arouse an interest in the mathematical problems in the school as well as out of school and an interest of readers in general public, letting them deal with many mathematical questions exceeding the subjects to be taught in high-school.

There are already a great many books in such an orientation; publications from abroad have the most remarkable collections in this genre. The author chose his subjects from those collections, and readers can find the sources listed at the end of the booklet. Even if a collection in Hungarian language exists, it is much more elementary than the work here, and includes rather only commonplace arithmetic and geometry puzzles.

Ez a könyvecske nemcsak ilyen, általánosan elterjedt, rendszerint elsőfokú egyenletek által megfejthető talányokat, mondhatnók, népszerű találós számtani feladatokat tartalmaz, hanem az említett külföldi jelesebb művek nyomán betekintést nyújt a számok csudás világába:

adataival kissé közelebb hozza a nagy számokat felfogásunk határaihoz, bemutatja néhány szám és számsorozat meglepő szabályosságait, újabb, nem egészen közismertű [p. 4] módokat közöl a számok kitalálásának annyira elterjedt szórakoztató játékához, megismerteti a matematika egyik ősrégi, nem csak játékszerű, hanem tudományos szempontból is érdekes problémáját:

a képeslapokban és ifjúsági iratokban is sokszor szereplő bűvös négyzeteket, közöl néhány matematikai játékot, melyek között egyesek, mint pl. a 15 török és 15 keresztény, a farkas, a kecske és a káposzta átszállítása, Josephus és a barátjának megmenekülése stb. a matematikai irodalom legrégebb problémái közé tartoznak és még ma is bizonyynyal sokaknak igen kedves fejtörő gyakorlattal fognak szolgálni.

This booklet includes not only such things, but also something beyond the elementary problems. It includes not only popular puzzling arithmetic problems including riddles which can be solved usually with linear equations, but also the more remarkable works which were printed in foreign countries as mentioned above, and which lead us to the wonderful world of the numbers.

Using his data, he brings the big numbers somewhat nearer to the borders of our understanding. He introduces the surprising regularities of some numbers and number series. He shows methods for guessing numbers as an amusing game very widely played. Some methods are new and not totally common knowledge. He tells problems of ancient mathematics which are not only toy-like, but also interesting from a scientific viewpoint.

He shows magic squares appearing often also in the postcards and in the publications for young people. He shows some mathematical games, for example: 15 Turks and 15 Christians; the transport of wolf, goat and cabbage with a ferry; rescue of Josephus and his friend etc. These games belong to the oldest problems in the mathematical documents. And even today, very nice puzzling practices will be certainly useful for many people.

Még a matematikai iskolai tananyag szempontjából is fontosak azok a fejtegetések, a melyek matematikai hamisságok czímen egyes, még tanulók között is igen elterjedt hibás bizonyításokra vonatkoznak, megjelölve mindenütt a bizonyítás hibáját.

Nem kevésbé fontosak a szorosán vett iskolai anyag kibővítése szempontjából azok a feladatok, melyek a síkidomok szétszedését és összerakását tárgyalják, s a melyek a mellett, hogy kedves játékul szolgálhatnak, egyuttal az egyenlő területű idomok összefüggésébe is mélyebb betekintést nyújtanak.

A művecske tartalmának eme rövid jellemzése után fölvethető az a kérdés, hogy szükséges-e és hasznos-e ilyen könyvecske?

Véleményünk szerint szükséges, hogy a szorosán vett iskolai matematikai tanításanyagon kívül is foglalkozzék a matematika iránt némi érdeklődést tanúsító olvasó ilyen számtani és geometriai vonatkozású kérdésekkel.

De nem is mesterségesen teremtett szükséglettről van szó.

The following discussions are important even to the mathematical school curriculum: the discussions in the chapter entitled mathematical errors concerning wrong proofs very widely found even among students. In the discussions, all the mistakes of proof are pointed out.

The problems on the decomposition and the composition of plane figures are no less important for increasing teaching materials required in the school curriculum. They can be used as a nice game; besides, they provide also deeper insight into the relation between equal plane figures.

After this short characterisation of the content of the opuscle, it is possible to raise the following question: is such a booklet necessary and useful?

In our opinion, besides the teaching materials of mathematics required in the school curriculum, it is also necessary to use reading materials containing problems concerning arithmetic and geometry that draw students' interests in mathematics.

This is not a baseless opinion.

Az ilyen irányú problémák iránti érdeklődés a művelt körökben, sőt, miként a számtani vonatkozású népies találós mesék nagy száma és különösen a magyar találós számtani feladatok [p. 5] leleményessége mutatja, még a népben is megvan.

Hiszen alig akadunk olyan társaságra, a hol ilyen matematikai rejtvények ne szerepelnének.

Egyes szellemes találós kérdések bámulatos gyorsasággal járnak be az egész országot, sőt az egész művelt világot.

Középiskolai működésem alatt többször iparkodtam a mulatságos kérdések gyűjteményét a tanulók gyűjtése révén növelni és mindannyiszor meggyőződtem arról, hogy az osztály nagy része igen élénken foglalkozik ilyen matematikai mulatságos kérdésekkel.

Megvan tehát a természetes érdeklődés ilyen problémák iránt és ennek kielégítését célzó művecskét szükségesnek kell mondanunk.

A második kérdésre még könnyebben válaszolhatunk.

Hiszen minden természetes szellemi szükséglet kielégítésére szolgáló könyvet hasznosnak kell tekintenünk.

Indeed, educators are interested in the following problems: how to show a great many popular riddles concerning arithmetic; and especially how to show the inventiveness of the Hungarian puzzling arithmetic problems found even among the common people.

In fact, we hardly find any society where such mathematical puzzles would not appear.

Each witty riddle goes around all over the country with surprising velocity, especially among educated people.

In my high-school activity, I strove repeatedly to increase the collection of the recreative questions from students, and every time I am sure that the most part of the class very actively deals with such mathematical recreative questions.

People are therefore naturally interested in such problems, and we need a booklet to satisfy their interest.

We can answer the second question [“is such a booklet useful?”] even more easily.

In fact, we should notice that a book used for satisfying any of the natural intellectual needs is useful.

De mi az ilyen könyvtől, mely a középiskolai tananyag körén kívül eső, azt sok tekintetben kiegészítő, érdekes kérdésekkel foglalkozik, melyek között sok mély jelentőségű, még tudományos szempontból is nevezetes valamely matematikai lánghész és előrelátásából eredő szabályosságok foglaltatnak:

azt is várhatjuk, hogy talán akad olyan olvasó, a kit ellenállhatlan erővel vonz a számok varázsa a matematika bűvös világába.

Ezen érdekes tüneményeknek a matematika történetének tanúsága szerint már eddig is megvolt az üdvös hatásuk a matematikai tudományok fejlődésére.

Reméljük, hogy e könyvecske ha csak parányi mértékben is, hozzájárul ahhoz, hogy a matematikai tudományokkal nálunk többen és szívesebben foglalkozzanak; már pedig: „*artem geometriae discere atque exercere publice interest*“ (Cod. Justin. IX. k. 18. ez. 2.)*

But such a book deals with interesting questions. These questions complement from many points of view something falling out of high-school curriculum. Some of these questions have very deep significance. These questions include regularities remarkable even from a scientific viewpoint, which originate in the sharp foresight of certain mathematical geniuses.

we can also expect that some of readers will possibly be attracted by the magic of the numbers into the magical world of the mathematics with irresistible strength.

According to the evidence of the history of the mathematics, the significant effect of these interesting phenomena was already found on the development of mathematical sciences.

We hope that, even if only in a quite small measure, this booklet contributes toward letting readers deal with mathematical sciences more largely and more favourably to us; already though: “*artem geometriae discere atque exercere publice interest* (To learn and apply the science of geometry is to the public interest)” (Cod. Justin. IX. title 18. section 2.)*

Dr. Beke Manó.

*Note of the translator:

It is a citation from *Codex Justinianus (Code of Justinian)*. The sentence is followed by: “ars autem mathematica damnabilis interdicta est omnino (However, the damnable magician’s art is forbidden).”

The word “mathematica” here means astrology, which belongs rather to magic than to science.

4.1 Nagy számok: Large numbers

[p. 7]

Az az írásmód, melylyel a legnagyobb számokat is igen röviden leírhatjuk,

hozzászoktatta a matematikával nem foglalkozó közönséget is a nagy számokhoz.

De minthogy ez az írásmód nem tesz nagy különbséget a számok közt

(hiszen egy 0 hozzáírásával megtízszerezhetjük,

kettővel megszázsorozhatjuk a számot),

azért, bár könnyen leírhatjuk őket, bármily nagyok is,

megkülönböztetni és elképzelni őket nem tudjuk.

A laikus talán már a milliót és billiót sem különbözteti meg képzeletében.

The writing method, with which we can write down the largest numbers very briefly,

accustomed also public readers unfamiliar with mathematics to the large numbers.

However, this writing style does not make any large difference between the numbers

(since we can write down ten times a number by adding a digit 0,

hundred times the number by adding two 0 s),

therefore, we can easily write them down including any large numbers, but

we don’t know how to distinguish and imagine them.

Perhaps people who are not expert in mathematics don’t distinguish even one million and one billion in their imagination*.

*Note of the translator:

KÖNIG uses long scale: million is 10^6 , and billion is 10^{12} here.

The short scale is used by many English-speaking people, and the long scale is used mainly by Europeans. In the United Kingdom, people used the long scale traditionally, but they have been using the short scale officially since 1974, when Harold WILSON, the prime minister at that time, announced to the House of Commons that the meaning of “billion” in papers concerning Government statistics would thenceforth be 10^9 , in conformity with the United States usage.

Pedig, hogy mekkora e számok közt
a különbség, azt eléggé mutatja,

hogy egy millió másodperc eltelésé-
hez 12 napra sincs szükség,

míg egy billió másodperc 33 333 év
alatt telik el.

Now, the difference between million
and billion can be sufficiently shown
as follows:

one million seconds is shorter than
12 days,

while one billion seconds correspond
33 333 years*.

*Note of the translator:

33333 years \approx 1,05 billion seconds. More precisely, one billion seconds \approx 31710 years.

Azt sem igen hinné el az ember,
hogy Krisztus születése óta tavalý
múlt el az első ezermillió (milliárd)
perc.

Maybe no one believes that
one thousand-million (milliard) min-
utes have passed since the first
Christmas.*

*Note of the translator:

According to GALLAI Tibor [224], this book was published in 1902.

999 691 200 minutes = 1902 years.

KÖNIG uses the long scale, because

thousand millions = one milliard in the long scale,

while

thousand millions = one billion in the short scale.

A nagy számokban való tévedéseknek oka az, hogy az ipar, kereskedelem, stb. nagyon ritkán használ 8-jegyűnél nagyobb számokat és csak a matematikai, fizikai és különösen az asztrológiai tudomány szorul ennél nagyobb számokra.

[p. 8] De hogy a mindennapi életben is gyakran juthatunk elképzelhetetlen nagy számokhoz, azt igazolni fogják a következő példák.

32 kártya 3 személy között 2 753 294 408 204 640-féleképp osztható szét, úgy t. i.,

The reason for the unfamiliarity with the large numbers is that the industry, the commerce etc. very rarely use numbers larger than 8 digits, while mathematics, physics and especially astronomical science need numbers larger than 8 digits.

But the following examples will justify that we can often encounter unimaginable large numbers also in our daily life.

The number of ways to distribute 32 cards to 3 persons is 2 753 294 408 204 640, i.e. *,

*Note of the translator:

$$\binom{32}{10} \binom{22}{10} \binom{12}{10} = \frac{32!}{10!22!} \frac{22!}{10!12!} \frac{12!}{10!2!}$$

hogy a 3 személy 10–10 kártyát kap,

kettőt pedig külön teszünk.

Az 52 lapos (whist-) kártya 4 személy közt már

each of 3 persons receives 10 cards,

and 2 cards are put aside.

The number of ways to distribute 52 whist cards to 4 persons is

$$53\ 644\ 737\ 765\ 488\ 792\ 839\ 237\ 440\ 000 *$$

féleképp osztható szét.

*Note of the translator:

$$\binom{52}{13} \binom{39}{13} \binom{26}{13} = \frac{52!}{13!39!} \frac{39!}{13!26!} \frac{26!}{13!13!}$$

Némiképp meggyőződhetünk e szám nagyságáról,

ha megjegyezzük,

We can somehow understand the largeness of this number

if we remark the following:

hogy ha a föld egész felületén sűrűn egymás mellett egy négyzetméter felületű asztaloknál whistet játszanának,

5 percenkint egy játékot,

akkor is több mint ezermillió évre volna szükség, hogy az összes lehető módon szétoszthassák az 52 kártyát.

if whist would be played at tables with a surface of a square metre put side by side densely on the surface of the whole earth,

and if each game takes 5 minutes,

then they will need more than one thousand million years to realize all ways to distribute 52 cards*.

*Note of the translator:

If the surface of the earth is $5.1 \times 10^{14} \text{ m}^2$, it requires

$$\frac{53\,644\,737\,765\,488\,792\,839\,237\,440\,000}{5.1 \times 10^{14}} \times 5 \text{ minutes} \approx 1\,000\,625\,574 \text{ years.}$$

Más ismeretes példa a következő:

Shehram, a sakkjáték állítólagos feltalálója jutalmúl annyi búzaszemét kívánt királyától,

a mennyi összekerül a sakktáblán,

ha ennek első mezejére 1 szemet tesz és minden következőre kétszer annyit, mint az előbbire.

We have another example as follows:

Shehram, the alleged inventor of chess, was rewarded by the king with wheat grains as much as he wanted,

and the amount was fixed with the chessboard:

at the first time, one grain was put in a square on the chessboard, and in the next square, 2 times as much as the previous square, and the same way is continued.

*Note of the translator:

A chessboard consists of 8×8 squares, and one should fill all of them in multiplying the number of grains in this way.

Az így összekerülő magok száma $(2^{64} - 1)$ nagyobb 18 trilliónál és ennyi maggal a föld egész felületét csaknem 1 cm magas réteggel lehetne bevonni.

Then the number of grains $(2^{64} - 1)$ will be more than 18 trillion grains, and this amount of grains could cover the whole earth with about 1 cm of thickness*.

*Note of the translator:

If the earth surface is $5.1 \times 10^{18} \text{ cm}^2$, the number of grains per cm^2 is

$$\frac{2^{64} - 1}{5.1 \times 10^{18}} \approx 3.6 \text{ (grains/cm}^2\text{)}.$$

Only 3.6 grains can occupy 1 cm^3 , or it is possible that KÖNIG used a somewhat smaller number for the area of the earth surface.

Ugyancsak egy geometriai haladvány összegezésére vezet a következő feladat.

Similarly, the following problem leads to the sum of a geometric series.

Reggel 9 órakor gyilkosságot követnek el három szemtanú előtt.

A murder happened at 9 o'clock in the morning, and three persons witnessed it.

Mind a három tanú a következő negyedórában 3-3 embert tudósít a gyilkosságról.

Each of the three persons informs 3 persons of the murder in a quarter hour.

Ez a 9 a következő negyedórában megint hármat-hármat, stb.

Each of the 9 persons informs again three persons of the murder in a quarter hour, and so on.

A kérdés most már az,

Now the question is:

hogy ha ily módon a föld összes lakói tudomást szerezhetnének a gyilkosságról,

If all inhabitants on the earth can hear the news of the murder in this way,

mennyi idő múlva történnék ez meg?

how much time will it take?

— Feleletül azt a meglepő eredményt nyerjük,

— We get a surprising result as the answer:

<p>hogy [p. 9] már d. u. fél 2 órakor az összes földi lakókhöz eljutott a gyilkosság híre.</p>	<p>At 1:30 p.m., all the inhabitants on the earth are already informed of the news of the murder.</p>
--	---

<p>18 negyedóra alatt ugyanis</p>	<p>That is to say, in 18 quarter hours,</p>
-----------------------------------	---

$$3 + 3^2 + 3^3 + \dots + 3^{19}$$

<p>ember értesül a gyilkosságról.</p>	<p>persons are informed of the murder.</p>
---------------------------------------	--

<p>Ez az összeg pedig</p>	<p>this amount is calculated as</p>
---------------------------	-------------------------------------

$$3 \frac{3^{19} - 1}{2} = 1\,743\,392\,199,$$

<p>már nagyobb a földön élő emberek számánál.</p>	<p>it is already more than the number of living people on the earth*.</p>
---	---

*Note of the translator:

According to the recent research [83], the world population in the year 1900 is estimated as 1 633 848 213, though it may be somewhat different from the data used by KÖNIG.

<p>Igen nagy számra vezet egy most élő személy (A) ősei számának meghatározása.</p>	<p>A calculation of the number of ancestors of a living person (A) leads to a very large number.</p>
--	---

<p>Mindenkinek van két szüleje,</p>	<p>everyone has two parents,</p>
-------------------------------------	----------------------------------

<p>négy nagyszüleje,</p>	<p>four grandparents,</p>
--------------------------	---------------------------

<p>nyolc dédszüleje, ...,</p>	<p>eight great-grandparents, ...,</p>
-------------------------------	---------------------------------------

<p>2^n n-ed rangú őse.</p>	<p>2^n of n-th ancestors.</p>
--	---

<p>Tegyük fel, hogy egy századra három emberöltő jut és hogy így</p>	<p>Supposing that one century contains three generations,</p>
--	---

<p>(A)-nak 100 év előtt 8,</p>	<p>(A) has 8 ancestors 100 years ago,</p>
---	--

200 év előtt 64,

... 1900 év előtt (időszámításunk kezdetén) 8^{19} őse élt.

Ez körülbelül 144 000 billió ember;

64 ancestors 200 years ago,

... 8^{19} ancestors were living 1900 years ago (at the beginning of our calendar).

This is 144 000 billion persons*;

*Note of the translator:

$$144115188075855872 \approx 144000 \times 10^{12}$$

hogy ennyi ember elférhessen a földön,

minden négyzet-deciméterre 2–3 embernek kellene jutni.

to find room on the earth for so many people,

2–3 persons should be fit in one square-decimetre.

*Note of the translator:

If the earth surface is $5.1 \times 10^{16} \text{ dm}^2$,

$$\frac{1.44 \times 10^{17}}{5.1 \times 10^{16}} \approx 2.82 \text{ (people/dm}^2\text{)}.$$

Eredményünkben tehát valami hibának kell lenni, s ezt megtaláljuk, ha a rokonok közti házasságra gondolunk.

Unokatestvérek házasságából származó gyermekeknek pld. csak 6 dédszülejük lehet stb.

Accordingly, our result should have some mistake. If we consider the marriage between relatives, We will find what is the mistake.

For example, a child from a couple of cousins have only 6 great-grandparents, and so on*.

*Note of the translator:

If the parents of a child are cousins, a parent of the father and a parent of the mother are born from common parents. It means that only one pair of great-grand parents should be counted for 2 grand parents.

Az ősök nagy számából mindenestre azt következtethetjük,

Then we can somehow conclude depending on the large number of ancestors that

hogy egy ember ősei közt sok rokonnak kellett házasságot kötni.

A kamatoskamat-számításnál is meglepő nagy számokhoz juthatunk.

Így kiszámították,

hogy egy Jézus korában 4%-ra elhelyezett fillér 1875. év végére 800 000 *quadrillio* koronára növekedett volna.

many marriage relations should exist among the ancestors of one person.

We can reach surprisingly large numbers also from *the calculation of compound interests*.

According to the calculation,

if one invests a little amount of money at the first year of our calendar under the condition of 4% of compound interest, it would grow to a fortune of 800 000 *quadrillion* times of money at the end of the year 1875*.

*Note of the translator:

According to the long scale, 1 quadrillion = 10^{24} , but

$$1.04^{1875} = 86598662647623650827015678666024 \approx 865987 \times 10^{26}$$

This difference of digits may come from a simple mistake, or it is possible that the scale used by KÖNIG was different from ours. The year 1875 is chosen maybe for simplifying the calculation:

$$1.04^{1875} = 1.04^{3 \times 5^4} = 1.04^{3^{5^5}}$$

Végül megjegyezzük még,

hogy a matematikai jelölések mily kényelmesek ily nagy számokkal való számolásra.

A csakis három jeggyel leírt

Finally we remark that

the mathematical notations are convenient for counting such large numbers.

For example, the notation with only three numbers

9^{9^9}

[p. 10] szám pld. sokszorta nagyobb a mindeddig említett nagy számoknál.

Mert

is many times as large as the numbers mentioned above.

Since

$$9^9 = 9 \cdot 9 \cdot 9 \cdot 9 \cdot 9 \cdot 9 \cdot 9 \cdot 9 \cdot 9$$

is már mintegy 387 millió, és 9-et most még ennyiszor kell önmagával megszorozni,

hogy az említett óriási számot nyerjük.

Az így keletkező szám jegyeinek száma 369 millió és leírásához több,

mint 18 ezer kilométerre volna szükség, ha egy deciméterre húsz számjegy férne is el;

is already about 387 millions, and then 9 should be multiplied by itself about 387 million times,

so we get an enormous number as mentioned above.

To write down the calculated number, we need to write down more than 369 million digits,

and 18 thousand kilometres will be necessary for it if twenty digits can be fit in one decimetre*;

*Note of the translator:

The number 9^{9^9} has $\log 9^{9^9} = 369693099,631570359$ digits, and it requires

$$\frac{369,693099631570359 \times 10^6}{20} \approx 18 \times 10^6 \text{ decimetres} = 1800 \text{ kilometres.}$$

There seems to be a lack of a comma: it should be 1,8 thousand kilometres.

pontos meghatározásához pedig egy emberélet sem volna elegendő.

however, such a number cannot be written down during a human lifetime.

4.2 Érdekes számok és eredmények: Interesting numbers and results

[p. 11]

A matematikában gyakran fordulnak elő olyan érdekes jelenségek, melyek a laikusnak valóban csodásnak tűnhetnek fel, míg a matematikus, ki ezeket meg tudja magyarázni, természetesen találja őket.

1. Meglepő tulajdonsága van pld. az 142 857 számnak.

Szorozzuk meg 2-vel, 3-mal, 4-gyel, 5-tel, 6-tal ezt a számot, akkor szorzatúl a

285714, 428571, 571428, 814285, 857142

számokat nyerjük.

Ezek a számok nemcsak ugyanazokat a számjegyeket tartalmazzák, mint az eredeti szám, hanem e jegyek még ugyanabban a sorrendben is következnek egymásután, ha t. i. az első számjegyet (1) az utolsó (7) után következőnek tekintjük.

There are interesting phenomena in mathematics: people who are not expert in mathematics may find such phenomena really wonderful, while the mathematician who can explain them finds them natural.

1. For example the number 142 857 has a surprising property.

We multiply this number by 2, 3, 4, 5, 6, then we get the product numbers

These numbers not only involve the same digits as the original number, but also these digits come in the same order in the next turn; more precisely, we regard the digits from the first (1) to the last (7) as a series*.

*Note of the translator:

Such a number is called a cyclic number, as well as the number 0588235294117647 mentioned in the next paragraph.

Ha 7-szeresét vesszük a 142 857 számnak, akkor csupa 9-esből álló számot nyerünk:

If we consider 7 times the number 142 857, then we get a number which consists of only the digit 9:

$$142857 \times 7 = 999999$$

Ha 7-nél nagyobb számmal szorozzuk meg a 142 857 számot, akkor 7-, vagy több jegyű számot [p. 12] nyerünk.

Vágjuk el ebből az utolsó hat jegyet és adjuk össze az így keletkező két csoportot, mindkettőt egy számnak olvasva, akkor visszanyerjük az eredeti számjegyeket s az eredeti sorrendet.

If we multiply the number 142 857 by a number bigger than 7, then we get a number in 7 or more digits.

We cut off the last six digits of this number, and, reading each of the two parts as a separate number, we add together the two numbers obtained in this way, then we get the original digits and the original order again*.

*Note of the translator:

Except the case of multiplying 142 857 by one of the multiples of 7 which will be shown later.

Így például

For example as follows:

$$142857 \times 24 = 3428568$$

és

and

$$3 + 428568 = 428571$$

Ha 7 valamely többszörösével szorozzuk meg a 142 857 számot, akkor a most említett módon nem az eredeti számjegyeket nyerjük, hanem ismét a hat 9-esből álló számot, pld. :

If we multiply the number 142 857 by one of the multiples of 7, then we do not get the original digits in the way mentioned here, but again the number which consists of six 9s, for example:

$$142857 \times 42 = 5999994$$

és

and

$$5 + 9.999,994 = 999.999$$

Nem akarjuk az olvasót ezen jelenség magyarázásával untatni, csak annyit jegyzünk meg, hogy ha $1/7$ -et tizedes törtté alakítjuk, akkor a keletkező szakaszos tizedes tört szakasza épen az 142,857 szám lesz.

We do not want to bore the reader by explaining this phenomenon. We notice only the following: if we turn $1/7$ into a decimal fraction, then the repeating block of the recurring decimal fraction generated will be exactly the number 142,857*.

*Note of the translator:

$$1/7 = 0.\overline{142857}$$

$$2/7 = 0.\overline{285714}$$

$$3/7 = 0.\overline{428571}$$

$$4/7 = 0.\overline{571428}$$

$$5/7 = 0.\overline{714285}$$

$$6/7 = 0.\overline{857142}$$

$$7/7 = 1 = 0.\overline{9}$$

$$8/7 = 1.\overline{142857}$$

$$9/7 = 1.\overline{285714}$$

...

where a series of digits with an overline means a recurring decimal. When $0.\overline{142857}$ is multiplied by one of the multiples of 7, it will be an integer, which can be represented by a decimal with 9 repeating.

When $0.\overline{142857}$ is multiplied by a number larger than 7, the digit over the 6 repeating digits will be added to the next larger block of 6 repeating digits. For example $24/7$ can be calculated as follows:

$$\begin{aligned} 0.\overline{142857} \times 24 &= 3.428568 \\ &+ 0.000003428568 \\ &+ 0.000000000003428568 \\ &+ \dots \\ &= 3.\overline{428571} \end{aligned}$$

These additions correspond to the calculation $3 + 428568$ above mentioned by KÖNIG. Suppose that a prime number p is in a numeral system in base b (p does not divide b); when the number $\frac{b^{p-1}-1}{p}$ gives a repeating block which is a cyclic number, this p is called a long prime or a full reptend prime in base b . The first few full reptend primes in base 10 (decimal) are:

$$p = 7, 17, 19, 23, 29, 47, 59, 61, 97, 109, \dots$$

2. Ép így az $1/17$ -del egyenlő szakaszos tizedes tört periódusa, a 16-jegyű

2. Just like above, the repeating block of recurring decimal fraction equal to $1/17$, that is, the 16-digits number

0588235294117647

szám, ugyanoly tulajdonságú, mint a 142 857-es szám. 4-szerese például:	has the same kind of property as the number 142 857. For example, 4 times the number is:
---	--

2352941176470588

44-szerese pedig	And 44 times the number is
------------------	----------------------------

25882352941176468;

a két csoport összege:	the sum of two parts (the last 16 digits and the rest) is:
------------------------	--

$$2 + 5882352941176468 = 5882352941176470$$

megint az eredeti számjegyekből áll.	which consists of the original digits again.
--------------------------------------	--

[p. 13] 3. Érdekes tulajdonsága van a 37-es számnak is; szorozzuk meg vele a	3. The number 37 also has an interesting property; we multiply it by any of the numbers
---	---

3, 6, 9, 12, 15, 18, 21, 24, 27

számtani sor kilencz tagjának bármelyikét; akkor mindig három egyenlő jegyből álló számot kapunk, pld.	which are nine terms of an arithmetic progression; then we get always a number which consists of three identical digits, for example
--	--

$$37 \times 18 = 666.$$

Hogy ezt a jelenséget megmagyarázzuk, elég megjegyezni, hogy

In order to explain this phenomenon, the following remark is enough:

$$3 \times 37 = 111$$

és, hogy így

and

$$6 \times 37 = 2 \times 111 = 222,$$

$$9 \times 37 = 3 \times 111 = 333,$$

stb. stb.

etc. etc.

4. Épígy ha az

4. Just like above, if we multiply any of the nine terms of the arithmetic progression

15873, 31746, 47619, 63492, 79365, 95238, 111111,
126984, 142857

számtani sor kilencz tagjának bármelyikét 7-tel megszorozzuk, hat egyenlő jeggyel leírt számot nyerünk.

by 7, we get a number written with six identical digits.

Ez pedig az

And this comes from the equality

$$15873 \times 7 = 111111$$

egyenlőségből tűnik ki.

5. Érdekes tulajdonságuk van az u. n. *tökéletes szám*-oknak is.

Igy híjják az oly számot, mely osztói összegével egyenlő.

(Megjegyzendő, hogy az egység az osztók közé számítandó, míg maga a szám nem.)

A legkisebb tökéletes szám^{*)}: 6, osztói: 1, 2, 3 és valóban $1 + 2 + 3 = 6$.

^{*)} 1-et nem szokták a tökéletes számok közé számítani.

Páratlan tökéletes [p. 14] számot nem ismernek, a párosok pedig mind meg vannak adva az

$$N = 2^{\alpha-1}(2^{\alpha} - 1)$$

képlettel, hol α helyébe csak oly értékek teendők, melyekre nézve $2^{\alpha} - 1$ törzsszám (α maga tehát szintén törzsszám).

5. The numbers called *perfect numbers* also have an interesting property.

If the sum of divisors of a number is equal to the number itself, this number is called a perfect number.

(Note that only the proper divisors are counted, the number itself is not counted.)

The smallest perfect number^{*)}: 6, divisors: 1, 2, 3 and in fact $1+2+3 = 6$.

^{*)} 1 is not counted in the perfect numbers.

No odd perfect number is known, but all the even perfect numbers are recognized with the formula

where we have to give to α only values for which $2^{\alpha} - 1$ is a prime number (so α itself is also a prime number)*.

*Note of the translator:

If $2^\alpha - 1$ is a prime number, α is a prime number. It is proven as follows:
if α is not a prime number,

$$\begin{aligned} 2^\alpha - 1 &= 2^{pq} - 1 \\ &= (2^p)^q - 1 \\ &= (2^p - 1) \left((2^p)^{(q-1)} + (2^p)^{(q-2)} + \dots + 2^p + 1 \right) \end{aligned}$$

It is a product of integers, and contradicts with the condition that $2^\alpha - 1$ is a prime number. ■

Marin MERSENNE (1588–1648) described some prime numbers $2^n - 1$ when he treated *numeri perfecti* (perfect numbers) in the chapter of *Præfatio generalis* (general preface) of his book *Cogitata Physico-Mathematica* in 1644 [158]. His description includes some errors, but the prime numbers represented with $2^n - 1$ are named Mersenne primes. Finding larger Mersenne primes is a problem examined by many scientists even now.

Ha

| If

$$\alpha = 2, \quad 3, \quad 5, \quad 7, \quad 13, \quad 17, \quad 19, \quad 31,$$

akkor rendre nyerjük az első nyolcz
tökéletes számot:

| then we get successively the first
eight perfect numbers:

$$\begin{aligned} N = 6, \quad 28, \quad 496, \quad 8,128, \quad 33,550,336, \\ 8,589,869,056, \quad 137,438,691,328, \\ 2,305,843,008,139,952,128. \end{aligned}$$

6. Hasonló tulajdonsága van a
barátságos számpárnak.

6. The *friendly number pair* has
similar properties.

Így neveznek két oly számot, melyek
mindegyike a másik osztóinak össze-
gével egyenlő.

If each of two numbers is equal to the
sum of the divisors of the other, this
pair of numbers is called a friendly
number pair.

Igy 220 és 284 barátságos számpár, mert 220 osztóinak összege	220 and 284 are such a friendly number pair, because the sum of divisors of 220 is
---	--

$$1 + 2 + 4 + 5 + 10 + 11 + 20 + 22 + 44 + 55 + 110 = 284,$$

284 osztóinak összege pedig	and the sum of divisors of 284 is
-----------------------------	-----------------------------------

$$1 + 2 + 4 + 71 + 142 = 220.$$

Barátságos számpár pld. a következő kettő is:	For example, the following pairs are also friendly numbers:
---	---

$$10,744 \text{ és (and) } 10,856,$$

$$63,020 \text{ és (and) } 76,084.$$

7. Érdekes eredményre vezetnek, mint itt látható, a következő műveletek is.	7. The following operations, as shown here, also lead us to an interesting result.
---	--

[p. 15]

$$\begin{array}{rcl}
 1^2 & = & 1 \\
 11^2 & = & 121 \\
 111^2 & = & 12321 \\
 1111^2 & = & 1234321 \\
 11111^2 & = & 123454321 \\
 111111^2 & = & 12345654321 \\
 1111111^2 & = & 1234567654321 \\
 11111111^2 & = & 123456787654321 \\
 111111111^2 & = & 12345678987654321
 \end{array}$$

$$\begin{aligned}
 11 &= 11 \\
 11^2 &= 121 \\
 11^3 &= 1331 \\
 11^4 &= 14641 \\
 &\dots
 \end{aligned}$$

$$\begin{aligned}
 1 \times 9 + 2 &= 11 \\
 12 \times 9 + 3 &= 111 \\
 123 \times 9 + 4 &= 1111 \\
 1234 \times 9 + 5 &= 11111 \\
 12345 \times 9 + 6 &= 111111 \\
 123456 \times 9 + 7 &= 1111111 \\
 1234567 \times 9 + 8 &= 11111111 \\
 12345678 \times 9 + 9 &= 111111111 \\
 123456789 \times 9 + 9 &= 1111111111
 \end{aligned}$$

$$\begin{aligned}
 9 \times 9 + 7 &= 88 \\
 98 \times 9 + 6 &= 888 \\
 987 \times 9 + 5 &= 8888 \\
 9876 \times 9 + 4 &= 88888 \\
 98765 \times 9 + 3 &= 888888 \\
 987654 \times 9 + 2 &= 8888888 \\
 9876543 \times 9 + 1 &= 88888888 \\
 98765432 \times 9 + 0 &= 888888888 \\
 987654321 \times 9 - 1 &= 8888888888
 \end{aligned}$$

[p. 16]

$$\begin{array}{r}
 8 \times 1 \\
 8 \times 12 \\
 8 \times 123 \\
 8 \times 1234 \\
 8 \times 12345 \\
 8 \times 123456 \\
 8 \times 1234567 \\
 8 \times 12345678 \\
 8 \times 123456789
 \end{array}
 \begin{array}{r}
 + 1 = 9 \\
 + 2 = 98 \\
 + 3 = 987 \\
 + 4 = 9876 \\
 + 5 = 98765 \\
 + 6 = 987654 \\
 + 7 = 9876543 \\
 + 8 = 98765432 \\
 + 9 = 987654321
 \end{array}$$

$$\begin{array}{r}
 2 \times 99999 = 199998 \\
 3 \times 99999 = 299997 \\
 4 \times 99999 = 399996 \\
 5 \times 99999 = 499995 \\
 6 \times 99999 = 599994 \\
 7 \times 99999 = 699993 \\
 8 \times 99999 = 799992 \\
 9 \times 99999 = 899991 \\
 10 \times 99999 = 999990
 \end{array}$$

$$\begin{array}{r}
 9 \times 6 = 54 \\
 99 \times 66 = 6534 \\
 999 \times 666 = 665334 \\
 9999 \times 6666 = 66653334 \\
 \dots \dots \dots
 \end{array}$$

$$\begin{array}{r}
 4^2 = 16 \\
 34^2 = 1156 \\
 334^2 = 111556 \\
 3334^2 = 11115556 \\
 33334^2 = 1111155556 \\
 \dots
 \end{array}$$

$$\begin{array}{r}
 7^2 = 49 \\
 67^2 = 4489 \\
 667^2 = 444889 \\
 6667^2 = 44448889 \\
 66667^2 = 4444488889 \\
 \dots
 \end{array}$$

[p. 17]

Mindezen műveletekben nagyon kitűnik az a szabályosság és törvényszerűség, melylyel a matematikai számításokban mindig találkozunk.

8. Írjuk egymás alá azon számtani sorokat, melyeknek első tagja: 1, különbségük pedig 2, 3, 4, ... ; így nyerjük a következő táblázatot:

We can see the regularity and the lawfulness in all these operations, as we always find them in mathematical calculations.

8. Let's write the arithmetic progressions arranging them one under the other. The first term of them is: 1, and their differences are 2, 3, 4, ...; we get the following table in this way:

	A	B_1	B_2	B_3	B_4
C_1	1	3	5	7	9
C_2	1	D_1 4	7	10	13
C_3	1	5	D_2 9	13	17
C_4	1	6	11	D_3 16	21
C_5	1	7	13	19	D_4 25

1. ábra. (Figure 1.)

Bármeddig folytatjuk is ezt a táblázatot, az $AB_1D_1C_1$, $AB_2D_2C_2, \dots, AB_nD_nC_n$ négyzetben lévő számok összege teljes négyzet lesz.

A $B_1B_2D_2C_2C_1D_1, \dots, B_nB_{n+1}D_{n+1}C_{n+1}C_nD_n$ idomokban álló számok pedig összegül mindig teljes köböt adnak.

Például:

$$1 + 1 + 3 + 4 = 9 = 3^2 \quad \text{és (and)} \quad 3 + 4 + 1 = 8 = 2^3.$$

This table can be enlarged to any size. The sum of numbers in the square $AB_1D_1C_1, AB_2D_2C_2, \dots, AB_nD_nC_n$ will be a perfect square.

The sum of numbers in the forms $B_1B_2D_2C_2C_1D_1, \dots, B_nB_{n+1}D_{n+1}C_{n+1}C_nD_n$ gives always a perfect cube.

For example:

Hasonló tulajdonsága van a 2. ábrában látható táblázatnak, melyben az egyes sorokban álló számtani sorok első tagja ismét: 1, de a különbség rendre: 2, 4, 6, ...

The table shown in Figure 2 has similar properties, where the first term of the arithmetic progressions in the single lines is: 1, but the difference is successively: 2, 4, 6, ...

	A	B_1	B_2	B_3	B_4
C_1	1	3	5	7	9
C_2	1	D_1 5	9	13	17
C_3	1	7	D_2 13	19	25
C_4	1	9	17	D_3 25	33
C_5	1	11	21	31	D_4 41

2. ábra. (Figure 2.)

Ha ugyanis a $B_1B_2D_2C_2C_1D_1, \dots, B_nB_{n+1}D_{n+1}C_{n+1}C_nD_n$ idomokban álló számokat összeadjuk, mindig két teljes köb összegét nyerjük, például:

More precisely, if we add together the numbers in the forms $B_1B_2D_2C_2C_1D_1, \dots, B_nB_{n+1}D_{n+1}C_{n+1}C_nD_n$, we get always the sum of two perfect cubes, for example:

$$5 + 9 + 13 + 7 + 1 = 35 = 27 + 8 = 3^3 + 2^3$$

[p. 18]

Az első ábrában lévő táblázatnak az említetten kívül még egy érdekes tulajdonsága van.

Ha ugyanis ebben a táblázatban bárhol egy oly tetszőleges nagyságú négyzetet jelölünk ki, (l. 3. ábrát), melynek egyik átlója összeesik az 1, 4, 9 ... (négyzet-) számok vonalával,

The table in Figure 1 has one more interesting property in addition to the property mentioned above.

More precisely, if we pick up a square of arbitrary size anywhere in this table (see Figure 3), so that one of the diagonals of the square corresponds to the line of numbers 1, 4, 9 ... (square numbers),

1	3	5	7	9	11	13	15	17
1	4	7	10	13	16	19	22	25
1	5	9	13	17	21	25	29	33
1	6	11	16	21	26	31	36	41
1	7	13	19	25	31	37	43	49
1	8	15	22	29	36	43	50	57
1	9	17	25	33	41	49	57	65
1	10	19	28	37	46	55	64	73
								

3. ábra. (Figure 3.)

akkor azon [p. 19] számok összege, melyeket ez a négyzet tartalmaz, mindig teljes négyzet lesz; például:

then the sum of numbers contained in this square will be always a perfect square; for example:

$$9 + 13 + 17 + 11 + 16 + 21 + 13 + 19 + 25 = 144 = 12^2$$

9. Végül még egy apróságot mutatunk, mely matematikai szempontból nagyon jelentéktelen ugyan, de elég érdekes ahhoz, hogy e fejezetbe felvegyük.

A 9-es szám hatféleképp felírható két szám hányadosaként úgy, hogy mind a tíz számjegyet egyszer és csak egyszer használjuk fel:

9. Finally we show one more small topic which is in fact very insignificant from a mathematical point of view, but which is comparatively enough interesting to insert into this chapter.

We can write the number 9 as a quotient of two numbers in six ways using all of ten digits once and only once:

$$9 = \frac{97524}{10836} = \frac{95832}{10648} = \frac{95742}{10638} = \frac{75249}{08361} = \\ = \frac{58239}{06471} = \frac{57429}{06381}^* .$$

*Note of the translator:

An error is found in the original text as $\frac{95823}{10648}$, and fixed here by the translator. For using all ten digits, some of the denominators have 0 in the high-order end.

Hasonlók 100-nak következő felbontásai:

Similarly, 100 also has the following representations:

$$100 = 91\frac{5,742}{638} = 91\frac{7,524}{836} = 91\frac{5,823}{647} = 94\frac{1,578}{263} = \\ = 96\frac{2,148}{537} = 96\frac{1,428}{357} = 96\frac{1,752}{438}^* ,$$

*Note of the translator:

These representations mean the sums of an integer and a fraction, for example $91 + \frac{5,742}{638}$.

csak hogy 0 ezekben nem szerepel.

however 0 does not appear in these representations*.

*Note of the translator:

In the representations of 100, only 9 digits are used. We can trivially put 0 in the high-order end of denominators and make them 10 digits.

Ha a törtvonáson kívül a + jelet is felhasználjuk, idevehetjük a következő felbontásokat is:

$$100 = 97 + \frac{5+3}{8} + \frac{6}{4} + \frac{1}{2} = 75 + 24 + \frac{9}{18} + \frac{3}{6}$$

stb. stb.

If we use the + sign in addition to the fraction line, we can get the following representations:

etc. etc.

4.3 Számok kitalálása: Guessing numbers

[p. 20]

Egy gondolt szám nagyon sokféleképp határozható meg egy oly szám segítségével, melyet az eredeti számból bizonyos sorrendben rajta elvégzett ismert műveletekkel nyerünk.

Ha egy ily eredményt ismerünk, könnyen kitalálhatjuk a gondolt számot, mert erre egy egyenletet állíthatunk fel.

Így, ha tudjuk, hogy a szám négyeszereséhez 3-at adva 11-hez jutunk, akkor a gondolt x számra a

A number in the other's mind can be determined in a great many ways with the help of a number drawn from the original number, by a certain order of known operations.

If we know such a result, we can guess the number in the other's mind easily, because we can establish an equation for the guessing.

If we know that a number was multiplied by 4 and added to 3, and we obtained 11, then we get the following equation for the number in mind x :

$$4x + 3 = 11$$

egyenletet nyerjük és innen a gondolt szám:

and hence the number in mind is:

$$x = 2.$$

Egy ily egyenlet megoldásán alapszik a legtöbb módszer, melynek segítségével egy gondolt számot ki lehet találni.

Most of the methods are based on the solution of an equation. With the help of such an equation, we can find out the number in the other's mind.

1) Szólítsuk fel pld. A -t, ki a számot gondolta, hogy szorozza meg a gondolt számot 5-tel, adjon a szorzathoz 15-öt, az így nyert számot oszssa el 5-tel és mondja meg az eredményt (a).

1) For example, let A think of a number, multiply the number in mind with 5, and then add 15 to the multiplied result, divide the result by 5, and tell the [final] result (a).

Ha ezen eredményből 3-at levonunk, a képzelt számot nyerjük, mert

If we subtract 3 from this result, we get the number in A 's mind, because

[p. 21]

$$a = \frac{5x + 15}{5} = x + 3$$

és innen valóban

and it is indeed

$$x = a - 3.$$

2) Másféleképen lehet a gondolt számot kitalálni, ha például az

2) It is possible to guess the number in the other's mind in a different way. Suppose, for example, let x undergo the operation in the expression

$$a = (x + 5)3 - 7$$

kifejezésben látható műveleteket végeztetjük x -szel;

ebben az esetben a gondolt szám:

In this case, the number in mind is

$$x = \frac{a - 8}{3}.$$

Nehezebbnek tűnik fel már a számok kitalálása, ha magát a gondolt számot többször belevonjuk a számításba:

3) Szólítsuk fel pld. A -t, hogy szorozza meg 3-mal a gondolt számot, adjon a szorzathoz 2-t, felezze meg ezt az összeget és az így keletkező számból vonja le a gondolt szám felét.

Ha A megmondja az így keletkező eredményt, akkor ebből egyszerűen 1-et levonunk s megkapjuk a gondolt számot, mert

It seems to be more difficult to guess the numbers if the number in the other's mind is used more than once in the calculation as following examples.

3) For example, let A perform the following operations: multiply by 3 the number in mind, add 2 to the result, divide this sum into half, and, from the resulting number, deduct the half of the number in mind.

If A tells the result got in this way, then we simply subtract 1 [from the result], and we will get the number in A 's mind, because

$$a = \frac{3x + 2}{2} - \frac{x}{2} = x + 1; \quad x = a - 1.$$

4) Végeztessük el A -val a gondolt számon a következő műveleteket:

a) szorozza meg a -val a gondolt számot,

4) Let A do the next operations on the number in mind:

a) multiply the number in mind by a ,

b) osztsza el a szorzatot b -vel,
 c) szorozza a hányadost c -vel,
 d) osztsza el a szorzatot d -vel,
 e) és az így keletkező számot osztsza el a gondolt számmal.

[p. 22]

f) adja a hányadoshoz a gondolt számot és mondja meg az eredményt.

Ha ebből az eredményből $\frac{ac}{bd}$ -t levonunk, megkapjuk a gondolt számot.

Ha ugyanis x -szel a fenti műveleteket végezzük, rendre a következő számokat nyerjük:

$$ax, \frac{ax}{b}, \frac{acx}{b}, \frac{acx}{bd}, \frac{ac}{bd}, \frac{ac}{bd} + x;$$

ha ez utóbbi számból $\frac{ac}{bd}$ -t levonunk, valóban x -et nyerjük.

Czél szerű az a, b, c, d számokat úgy választani, hogy $\frac{ac}{bd}$ egész szám legyen, s hogy így gyorsan levonhassuk a végső eredményből.

Ha pld.

$$a = 12, b = 4, c = 7, d = 3,$$

akkor

b) divide the product by b ,
 c) multiply the quotient by c ,
 d) divide the product by d ,
 e) and divide the resulting number by the number in mind.
 f) add the number in mind to the quotient and tell the result.

If we subtract $\frac{ac}{bd}$ from this result, we get the number in A 's mind.

Indeed, if the above operations are carried out with x , we get successively the following numbers:

if the last number is subtracted by $\frac{ac}{bd}$, we get actually x .

The numbers a, b, c, d that we give can be chosen so that $\frac{ac}{bd}$ is an integer, and thus it allows us to subtract the number quickly from the final result.

If, for example,

then

$$\frac{ac}{bd} = \frac{12 \cdot 7}{4 \cdot 3} = 7.$$

Tegyük fel, hogy A pld. 5-öt gondolta, akkor a fenti műveletek eredményéül a

Suppose that A thought of 5, then the results of these operations are the following numbers:

60, 15, 105, 35, 7, 12

számokat nyeri és $12 - 7$ valóban 5-öt, a gondolt számot adja.

and $12 - 7$ is indeed 5, thus we got the number in A 's mind.

Az eddig említett módszereknél A bármily számot gondolhatott, míg az itt következőben feltételezzük, hogy A *positív egész* számot gondolt.

In the methods mentioned above, A can think of any number, while we assume in the following method that A thinks of a *positive integer*.

5) Mondjuk A -nak, hogy szorozza meg 3-mal a gondolt számot és mondja meg, hogy páros-e vagy páratlan az eredmény.

5) We ask A to multiply the number in mind by 3, and to tell us if the result is even or odd.

Ha páros, felezze meg, ha páratlan, akkor adjon előbb 1-et hozzá és csak azután vegye a felét;

If it is an even number, divide it by 2; if it is an odd number, add 1 to the number, and then divide it by 2;

szorozza meg [p. 23] az eredményt 3-mal és vonjon le a keletkező számból annyiszor kilenczet, a hányszor csak lehet és mondja meg, hogy hányszor lehetett.

multiply the result by 3, and subtract nine from the resulting number as many times as possible; and then tell us how many times the number nine can be subtracted.

Tegyük fel, hogy n -szer lehetett; a gondolt szám akkor $2n$ vagy $2n + 1$, a szerint, hogy a gondolt szám páros, vagy páratlan volt.

Suppose that it can be subtracted n -times; the number in mind is then $2n$ or $2n + 1$, according to whether the number in mind was even or odd.

(*A* páros illetőleg páratlan számot gondolt, ha a szám 3-szorosa, az első művelet eredménye, páros vagy páratlan.)

Ha ugyanis a gondolt szám: $x = 2n$, páros, akkor a fenti műveletekkel a következő számokat nyerjük:

(*A* thought of even number if the result of the first operation, 3 times the number, was even; *A* thought of odd number if the result of the first operation was odd).

If since the number in mind is even, $x = 2n$, then we get the following numbers with the operations above:

$$6n, 3n, 9n, n;$$

az utolsó szám kétszerese $2n$, valóban a gondolt számot adja.

Ha pedig a gondolt szám páratlan: $x = 2n + 1$, akkor a műveletsorozat a

twice of the last number $2n$ gives indeed the number in *A*'s mind.

And if the number in mind is odd, $x = 2n + 1$, then the following sequence of numbers

$$6n + 3, 6n + 4, 3n + 2, 9n + 6, n$$

számokhoz vezet.

Az utolsó szám kétszereséhez 1-et adva nyerjük a gondolt $x = 2n + 1$ számot.

Nagyon sok módszert lehetne még egyes számok kitalálására bemutatni, de, minthogy ilyenek az említettek mintájára nagyon könnyen készíthetők, áttérünk azon módszerekre, melyek segítségével *több* (n) gondolt számot találhatunk ki.

are led.

Add 1 to the twice of the last number, and we get the number in *A*'s mind $x = 2n + 1$.

A great many methods could be introduced for guessing numbers, but we switch to the methods by means of which we can guess *more* (n) numbers in the other's mind, since such methods can very easily prepare the sample described above.

Általában n ismeretlen szám meghatározásához n egyenletre lévén szükség, a gondolt számokon elvégzett n műveletsorozat eredményét kell ismernünk.

Ha azonban az n gondolt szám bizonyos feltételeknek van alávetve, akkor esetleg n -nél kevesebb adat, sőt egyetlen szám is meghatározhatja őket, mint azt majd a következőkben bemutatjuk.

Előbb azonban felemlítünk két oly módszert, melyekben a gondolt számok semmiféle feltételnek sincsenek alávetve.

[p. 24]

6) Szólítsuk fel A -t, hogy gondoljon két számot és mondja meg összegüket és különbségüket.

A két eredménynek, melyet így megtudunk, fél összege és fél különbsége adja a két gondolt számot.

Ha ugyanis

$$x + y = s \quad \text{és (and)} \quad x - y = d,$$

akkor összegezés és kivonás által nyerjük, hogy

$$x = \frac{s + d}{2} \quad \text{és (and)} \quad y = \frac{s - d}{2}.$$

Generally, n equations are necessary to define n numbers unknown to me. we have to know the results of n successive operations done on the numbers in the other's mind.

However, if n numbers in the other's mind satisfy certain conditions, then the data can be less than n . Indeed the numbers can be defined with only one number as shown below.

First, however, we describe two methods in which the numbers in the other's mind are not subject to any conditions.

6) Let A think of two numbers and tell us the sum and the difference.

From the two results, we learn a half of the sum of them and a half of the difference between them, we thus get two numbers in A 's mind.

Indeed, if

then we get from addition and subtraction of them:

7) Ha A három számot gondolt (x, y, z) , szólítsuk fel, hogy mondja meg az első és második, első és harmadik, végül a második és harmadik szám összegét (s_1, s_2, s_3) .

Ha az így nyert három eredmény fél összegéből 1) s_1 -et, 2) s_2 -t, 3) s_3 -at levonunk, a három gondolt számot nyerjük, mert

$$\frac{1}{2}(s_1 + s_2 + s_3) = \frac{1}{2}(\{x + y\} + \{x + z\} + \{y + z\}) = x + y + z,$$

s ha e számból az $s_1 = x + y$, $s_2 = x + z$, illetőleg az $s_3 = y + z$ számot levonjuk, valóban a z, y, x , számokat nyerjük.

A következő két példában feltételezzük, hogy a gondolt két, illetőleg három szám 10-nél kisebb (pozitív egész), tehát egyjegyű szám.

8) Felszólítjuk A -t, hogy jegyezzen meg magának két 10-nél kisebb számot*), szorozza meg 5-tel az egyiket, adjon 7-et a szorzathoz, szorozza [p. 25] meg 2-vel az eredményt, s az így keletkező számhoz adja hozzá a második gondolt számot.

*) A a két szám helyett pld. egy dominókövet választhat, mely mindig két egyjegyű számot tartalmaz.

7) Let A think of three numbers (x, y, z) , and tell us the sum of the first and the second numbers, that of the first and the third numbers, finally that of the second and the third numbers (s_1, s_2, s_3) .

If we take a half of the sum of three results 1) s_1 , 2) s_2 , 3) s_3 , then we get three numbers in A 's mind, because

and if each of the numbers $s_1 = x + y$, $s_2 = x + z$ and $s_3 = y + z$ is subtracted from this number, then we get indeed the numbers z, y, x .

In the following two examples, we suppose that each of two or three numbers is smaller than 10 (positive integer), that is, one-digit number.

Let A think of two numbers smaller than 10*), multiply one of them by 5, add 7 to the product, multiply the result by 2, and adds the second number in A 's mind to the arising number.

*) A can substitute, for example, a domino piece for the two numbers and make a choice. A set of domino pieces consists of pairs of one-digit numbers.

Ha A megmondja a végeredményt, akkor ebből egyszerűen 14-et levonunk s a megmaradó kétjegyű szám két számjegye a két gondolt szám lesz.

Ha ugyanis A az x és y számokat gondolta, akkor a fenti műveletekkel rendre a következő számokat nyeri:

If A tells the final result, then simply subtract 14 from this, and two numbers in A 's mind will be the two digits of the remaining two-digit number.

If A thought of the numbers x and y , then the following numbers are got successively with the above mentioned operations:

$$5x, 5x + 7, 2(5x + 7) = 10x + 14, 10x + y + 14;$$

ha az utolsó számból 14-et levonunk, valóban oly kétjegyű számot nyerünk $(10x + y)$, melynek jegyei: x és y .

Három szám kitalálására még a következő módot említjük.

9. * Kérjük fel A -t, hogy szorozza meg 2-vel az első számot, adjon a szorzathoz 3-at, szorozza meg 5-tel az eredményt és adjon hozzá 7-et.

if we subtract 14 from the last number, we get indeed a two-digit number $(10x + y)$, the digits of which are x and y .

Let us discuss the following method for guessing three numbers.

9. * Let A multiply the first number by 2, add 3 to the product, multiply the result by 5, and add 7 to it.

*Note of the translator:

sic. The paragraph numbers after this paragraph are written without parenthesis “)” as well.

Adja hozzá ezen összeghez a második gondolt számot és adjon hozzá 3-at az új összeg kétszereséhez.

Szorozza meg végül 5-tel az eredményt és adja hozzá a harmadik gondolt számot.

Let A add the second number in A 's mind to this sum, and add 3 to the double of the new sum.

Finally, multiply the result by 5, and add to it the third number in A 's mind.

Ezen műveleteket a három (x , y és z) számon elvégezve az

These operations on the three numbers (x , y and z) are written as follows:

$$5 \cdot [2 \cdot (5 \cdot \{2x + 3\} + 7 + y) + 3] + z$$

kifejezéshez jutunk, mely egyszerűsítve így írható:

This expression can be simplified and written as follows:

$$100x + 10y + z + 235.$$

Ebből az utolsó kifejezésből kiténik, hogy ha ezt az eredményt ismerjük, egyszerűen levonunk belőle 235-öt s ez által oly háromjegyű számot nyerünk melynek három számjegye a három gondolt számmal egyenlő.

This last expression means that, if we know the result of this, we subtract simply 235 from it, we thus get a three-digit number which consists of three digits equal to the three numbers in A 's mind.

A számok egyik oszthatósági törvényén alapszik a következő módszer.

The following method is based on one of the divisibility laws of the numbers.

[p. 26]

10. A felír egy tetszőlegesen nagy (pos. egész) számot és egy másikat, mely ugyanazokat a jegyeket tartalmazza, mint az első, de más Sorrendben elhelyezve, A levonja a kisebb számot a nagyobból és a különbséget megszorozza egy tetszőleges (pos. egész) számmal.

10. A writes down an arbitrary large number (positive integer), and then another number consisting of the same digits as the first one, but placed in the different order. A subtracts the smaller number from the larger one, and multiplies the difference by an arbitrary number (positive integer).

Az így keletkező számból egy 0-tól különböző számjegyet kitöröl és megmondja az így maradó számot.

A deletes from the resulting number one non-0 digit, and tells us the remaining number.

Hogy a kitörölt számot megtudjuk, adjuk össze a számnak, melyet A velünk tudat, a számjegyeit.

A kitörölt szám most az az egyjegyű szám lesz, mely ezt az összeget 9 valamely többszörösére egészíti ki.

A felírja például a

To find out the deleted number, we add together all the digits of the number told by A .

The deleted number will be such a one-digit number that complements this sum to one of the multiples of 9.

A writes down, for example the number

7832864

számot és levonja belőle az ugyan-ezen számjegyeket tartalmazó

and subtracts from it the number consisting of the same digits

2883674

számot, akkor marad

then the following number remains:

4949190

melyet megszoroz pld. 37-tel s így nyeri a

A multiplies it, for example by 37, then gets the number

183120030

számot; kitörli pld. a 8-as számjegyet és tudatja velünk az

A deletes from this number, for example, the digit 8, informs us of the number

13120030

számot.

Ha ezen szám jegyeit összeadjuk, 10-et kapunk, az ezután következő legkisebb szám mely 9-czel osztható: 18 s erre a számra 10-et valóban a kitörölt 8-as szám egészíti ki*).

*) Hogy ezen eljárás helyességét kimutassuk, elég bebizonyítani, hogy az A által felírt két szám különbsége osztható 9-czel.

Ekkor ugyanis ennek minden többszöröse és minden többszörösben a jegyek összege szintén 9 többszöröse lesz.

*Note of the translator:

I will give a complement after the proof.

Minden tizes rendszerben felírt szám:

$$N = a_n 10^n + a_{n-1} 10^{n-1} + \dots + a_1 10 + a_0$$

igy is írható:

$$N = a_n (10^n - 1) + a_{n-1} (10^{n-1} - 1) + \dots + a_1 (10 - 1) + a_n + a_{n-1} + \dots + a_1 + a_0$$

Mivelhogy a zárójelekben álló $(10k - 1)$ alakú számok 9-czel oszthatók, azért N a következőképpen írható:

$$N = 9r + s,$$

If we add together the digits of number, then we get 10. The smallest number larger than 10 divisible by 9 is 18. In this number, the deleted number 8 indeed complements 10*).

*) Rather than making clear the correctness of this procedure, we prove that the difference of two numbers written by A is divisible by 9.

This implies that all the multiples of this number as well as the sum of the digits in all the multiples will be multiples of 9*.

All the decimal numbers are written as follows:

They can be written also as follows:

Since the numbers in the form $(10k - 1)$ in the parentheses are divisible by 9, N thus can be written as follows:

hol s az N számjegyeinek összegét jelenti.	where s means the sum of the digits of N .
Az A által felírt két számra (N_1, N_2) nézve tehát szintén	The two numbers (N_1, N_2) written by A have similarly the following form*:

$$N_1 = 9p + s, \quad N_2 = 9q + s,$$

*Note of the translator:

In the original text, r is used instead of p , but it must be a misprint in comparing with the equation below.

hol s , a számjegyek összege, a feltétel szerint a két számban ugyanaz.	where the sum of the digits s is a number common to the two numbers according to the condition.
A két szám különbsége:	The difference of the two numbers is

$$N_1 - N_2 = 9(p - q)$$

tehát valóban 9-nek többszöröse.	It is indeed a multiple of 9.
----------------------------------	-------------------------------

*Note of the translator:

As KÖNIG has written in his note, all the multiples of $N_1 - N_2$ as well as the sum of the digits in all the multiples are multiples of 9.

Because $N_1 - N_2$ is a multiple of 9, it is clear that all the multiples of $N_1 - N_2$ are multiples of 9. Therefore, we should prove only that the sum of the digits of $N_1 - N_2$ is a multiple of 9.

The difference $N_1 - N_2$ is also a decimal number, therefore, it also can be written with its digits $a_n, a_{n-1}, \dots, a_1, a_0$ as follows:

$$N_1 - N_2 = a_n(10^n - 1) + a_{n-1}(10^{n-1} - 1) + \dots + a_1(10 - 1) + a_n + a_{n-1} + \dots + a_1 + a_0$$

Because $N_1 - N_2 = 9(p - q)$, the sum of the digits of $N_1 - N_2$ is

$$a_n + a_{n-1} + \dots + a_1 + a_0 = 9(p - q) - [a_n(10^n - 1) + a_{n-1}(10^{n-1} - 1) + \dots + a_1(10 - 1)]$$

Every $10^k - 1$ is a multiple of 9, therefore the part between the brackets “[” and “]” can be represented with $9t$, then

$$a_n + a_{n-1} + \dots + a_1 + a_0 = 9(p - q - t)$$

The sum of the digits of $N_1 - N_2$ is therefore a multiple of 9.

[p. 27]

Az eddigi példákban mindig bizonyos műveletek eredményét ismerve, kitaláltuk a számot, melyet valaki gondolt.

Most még két oly módot mutatunk be, melynek segítségével a gondolt számot nem találhatjuk ugyan ki, de megmondhatjuk az eredményt, melyre egy műveletsorozattal jutunk.

Ezen eljárások azon alapszanak, hogy a gondolt szám maga a műveletek által a számításból kiesik és a végső eredmény független lesz a gondolt számtól.

11. Végeztessük A -val a gondolt számon a következő műveleteket.

Szorozza meg 2-vel a gondolt számot, adjon az eredményhez 5-öt, s a keletkező szám 3-szorosából vonja le a gondolt szám 6-szorosát.

Az így keletkező szám, bármily számot gondolt is A , 15 lesz, mert x bármely értékénél:

In the examples above, we always guessed the number in the other's mind from the result of certain operations.

Now we present two methods with which we cannot find the number in the other's mind, but we can tell the result of a series of operations.

The procedures in it depend on the case that the number in the other's mind itself falls out of the calculation during the operations, and the final result will be independent of the number in the other's mind.

11. Let A perform the following operations on the number in A 's mind.

Multiply the number in A 's mind by 2, add 5 to the result; and then, from 3 times the resulting number, subtract 6 times the number in A 's mind.

No matter which number is in A 's mind, the resulting number will be 15, which is drawn from any x :

$$3(2x + 5) - 6x = 15.$$

[p. 28]

Megmondhatjuk az eredményt akkor is, ha gondolt számon (x) pld. a következő két kifejezésben látható műveleteket végeztetjük el:

$$\frac{4(3x+2)+4}{12} - x, \sqrt{4(x+3)(x+4)+1} - 2x,$$

a végeredmény az első esetben mindig 1, az utóbbiban pedig 7 lesz.

Némiképp hasonlít a 10. példához a következő:

12. A felír egy háromjegyű számot s egy másikat, mely ugyanazon jegyeket, mint az első, fordított sorrendben tartalmazza.

Levonja a kisebbet a nagyobból*) s a keletkező háromjegyű szám első jegyét megmondja nekünk.

*) Attól az esettől, midőn a két szám egyenlő, eltekintünk (ekkor $a = c$)

Hogyan lehet most az egész különbséget kitalálni?

Legyen

We can tell the result also in the cases when we let A perform, for example, on the number in A 's mind (x), the operations which can be seen in the following two expressions:

the final result in the first case will be 1 for any x , that in the latter one will be 7.

The following example is similar to the example of the paragraph 10:

12. A writes down a three-digit number, and another number which contains the same digits as the first one, but in reverse order.

A subtracts the smaller one from the larger one*) and tells us the first digit of the resulting three-digit number.

*) Ignore the cases that the two numbers are equal (in this case, $a = c$).

Then, how is it possible to guess the difference in every case?

Let

$$A = 100a + 10b + c$$

*Note of the translator:

This A is a number, while the person in the text is also represented by a letter A .

és

and

$$B = 100c + 10b + a$$

a két szám, melyet A följött (a , b és c számjegyet jelent).

be the two numbers that A wrote down (a , b and c means digits).

Vegyük fel, hogy $A > B$.

Suppose that $A > B$.

A két felírt szám különbsége:

The difference of the two written numbers is:

$$A - B = 100(a - c) + (c - a),$$

ami így is írható;

It can be written also as follows:

$$100(a - c) - 10 + (10 + c - a)$$

vagy így:

or as follows:

$$100(a - c - 1) + 90 + (10 + c - a).$$

Míthogy $a > c$ (csak így lehet $A > B$), azért $a - c - 1$ is, $10 + c - a$ is egyjegyű számot (számjegyet) jelent, s így $A - B$ oly háromjegyű szám, [p. 29] melynek első jegye: $a - c - 1$, második jegye: 9, s a harmadik: $10 + c - a$.

Since $a > c$ (only when $A > B$), thus also $a - c - 1$, as well as $10 + c - a$, represents a one-digit number (digit), and similarly, $A - B$ represents a three-digit number, the first digit of which is $a - c - 1$, the second digit is 9, and the third digit is $10 + c - a$.

Első és harmadik jegyének összege tehát $(a - c - 1 + 10 + c - a)$ mindig 9-czel egyenlő.

Ha tehát ismerjük az $A - B$ szám első jegyét, megkapjuk a harmadikat, ha az elsőt 9-ből levonjuk, a második jegy pedig függetlenül a felírt számtól mindig 9.

Ha tehát megtudjuk, hogy a keletkező különbség első jegye: 1, 2, ..., 9, akkor az egész $A - B$ különbség:

198, 297, 396, 495, 594,
693, 792, 891, ill. (and) 990.

The sum of the first and the third digits is therefore $(a - c - 1 + 10c - a)$, which is always equal to 9.

Therefore, if we know the first digit of the number $A - B$, we get the third digit by subtracting the first digit from 9. The second digit is always 9 independently of the number written down.

Therefore, if we find out that the first digit of the resulting difference is 1, 2, ..., 9, then all the differences $A - B$ are as follows:

E kilencz értéken kívül más értéket $A - B$ nem vehet fel.

$A - B$ cannot take any value other than these nine values.

4.4 Bűvös négyzetek: Magic squares

[p. 30]

Bűvös négyzetnek oly négyzetet nevezünk, melynek n^2 mezéjébe úgy van n^2 (rendesen az első n^2) szám beírva, hogy bármely sorban, oszlopban, bármely átló mentén álló számok mindig ugyanazt az adják (4. ábra).

We call the following square a magic square: n^2 numbers (precisely, the first n^2 numbers*) are written in n^2 cells of a square, so that the sum of numbers in any row, in any column, or along any diagonal is always the same (Figure 4).

*Note of the translator:
Integers 1, 2, ..., n^2 .

6	1	8
7	5	3
2	9	4

4. ábra. (Figure 4.)

Mint hogy az első n^2 szám összege:

Because the sum of the first n^2 numbers is:

$$1 + 2 + 3 + \dots + n^2 = \frac{n^2(n^2 + 1)}{2}$$

azért az első n^2 számból képzett bűvös négyzet egy sorában stb. álló számok összege $\frac{n(n^2+1)}{2}$ lesz;

therefore the sum of the numbers in any single row etc. of a magic square formed with the first n^2 numbers will be $\frac{n(n^2+1)}{2}$;

így az első 9, 16, 25, 36, 49, 64, 81, 100,... számból képzett bűvös négyzetnél ez az összeg rendre 15, 34, 65, 111, 175, 260, 369, 505,... lesz.

so the sum of a magic square formed from the first 9, 16, 25, 36, 49, 64, 81, 100,... numbers will be successively 15, 34, 65, 111, 175, 260, 369, 505,....

Ebben a fejezetben néhány módszert fogunk bemutatni, melyek segítségével majd könnyen szerkeszthetünk bűvös négyzetet.

In this chapter, we will present some methods, with the help of which we can certainly easily construct magic squares.

Mivel a bűvös négyzetek megszerkesztésében igen nagy szerepe van annak, hogy n páros-e, vagy páratlan, azért külön fogjuk tárgyalni a páros és páratlan mezejű négyzeteket.

[p. 31]

A) *Páratlan mezejű bűvös négyzetek.*

Első (indus) módszer.

Az 1-es számot a legfelső sor középsőbe írjuk, a 2-est pedig a középsőtől egyvel jobbra levő oszlop legalsó mezejébe, most felfelé és jobbra haladva írjuk átló irányban a 3-as, 4-es, ... számokat.

Ha elérjük a négyzet jobboldali szélét, akkor a következő számot a következő (fölötte lévő) sor első (baloldali) mezejébe [p. 32] írjuk és átló (\nearrow) irányban megint tovább haladunk.

Ha pedig a négyzet felső szélét érjük el, a jobbra levő oszlop legalsó mezejébe írjuk a következő számot.

Ha már elfoglalt mezőre jutunk, vagy az utolsó sor utolsó mezejére, akkor az utoljára leírt szám alá írjuk a következőt.

Így keletkezik pld. az 5. ábrán látható 7×7 mezős bűvös négyzet.

In the composition of magic squares, it will play a very important role that n is either an even or an odd number. Therefore, we will treat separately the squares with an even number of cells and those with an odd number of cells.

A) *Magic squares with an odd number of cells.*

First (Indian) method.

We write the number 1 into the middle of the top row, and 2 into the lower cell of one column right to the middle column, then we write the numbers 3, 4, ... progressing up- and right-wards in a diagonal direction.

When we reach the right edge of the square, then we write the next number into the first (left-end) cell of the preceding (the one above) row, and we continue again in a diagonal (\nearrow) direction.

But, if we reach the upper edge of the square, we write the next number into the lower cell of the right column.

If we come to a cell already occupied, or to the last cell of the last row, then we write the next number under the last-written number.

For example a magic square of 7×7 cells shown in Figure 5 is made in this way*.

*Note of the translator:

KÖNIG gave references for these two books on mathematical recreations at the end of the second book [87], and he wrote there that he cited the book *Du royaume de Siam* (1691) by Simon de LA LOUBÈRE. See Section 5.10.1 for this part of my translation.

According to KÖNIG, it is the first book describing this Indian method in European language. LA LOUBÈRE devotes one chapter to “le problème des carées magiques selon les Indiens (the problem of the magiques squares according to the Indians)” [139, 140].

This book of LA LOUBÈRE was published by two publishers: Coignard is “imprimeur et libraire ordinaire du Roy (a printing company and a book shop of the King)”; Wolfgang is not. The chapter we cite here is in pp. 295–359 of the publisher Coignard, or pp. 235–288 of the publisher Wolfgang, the contents are the same; KÖNIG cites the book of the publisher Wolfgang). In this chapter, KÖNIG cited also BACHET’s method, which we will see below.

LA LOUBÈRE is “envoyé extraordinaire du Roy auprès du Roy de Siam (a special envoy of the King to the King of Siam)” according to the book of LA LOUBÈRE [139, 140].

Jean-Pierre NICERON (1685–1738) gives more precise information about LA LOUBÈRE [231]:

Simon de LA LOUBÈRE (1642–1729) was a poet, and a secretary at the Swiss embassy; the King was interested in the establishment of the religion and of the commerce of the kingdom of Siam, and LA LOUBÈRE was sent there as a special envoy: he departed from Brest on March 1st of 1687, arrived at Siam at the end of September, and stayed there until January of 1688: in these 3 months, he collected exact fundamental knowledge on the history and the nature of the country, on the origin, the usage, the customs, the industry and the religion of the habitants.

30	39	48	1	10	19	28
38	47	7	9	18	27	29
46	6	8	17	26	35	37
5	14	16	25	34	36	45
13	15	24	33	42	44	4
21	23	32	41	43	3	12
22	31	40	49	2	11	20

5. ábra. (Figure 5.)

<i>Második (Bachet-féle) módszer.</i>		<i>The second (Bachet-style) method*.</i>
---------------------------------------	--	---

*Note of the translator:

Claude Gaspar BACHET DE MÉZIRIAC (1581–1638) is a French mathematician, who published *Problèmes plaisants et délectables qui se font par les nombres* (enjoyable and delectable problems which are made with the numbers) first edition in 1612 [7]; second edition in 1624 [8]. After his death, the third (1874 [9]) and the fourth (1879 [10]) edition revised, simplified and augmented by A. LABOSNE appeared; the fifth edition with a preface by Jean ITARD containing the biography of BACHET appeared in 1959 [11]. KÖNIG cites the third edition.

Ez a módszer is általában mindenféle páratlan mezejű bűvös négyzet szerkesztésére alkalmas, de könnyebb megérthetőség kedvéért ezt csak egy példára fogjuk alkalmazni.

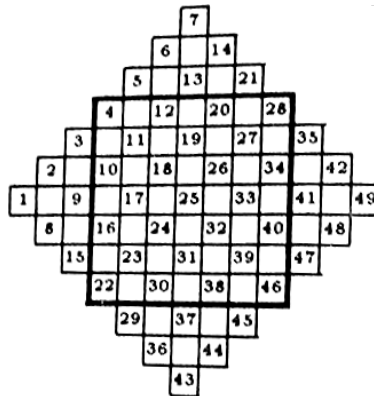
Szerkeszszünk pld. az első $7 \times 7 = 49$ számból bűvös négyzetet.

Írjuk fel természetes sorrendben az első 49 számot, mint a 6. ábrában látható, átló irányban.

This method is suitable for constructing all kinds of magic squares with an odd number of cells generally, but we will apply it to only one example that is easier to understand.

We construct a magic square for example with the first $7 \times 7 = 49$ numbers.

We write down the first 49 numbers in a natural order in a diagonal direction as shown in Figure 6.



6. ábra. (Figure 6.)

Így a négyzet 25 mezejét már betöltöttük.

We filled already 25 cells of the square in this way.

A négyzet 4 oldalán kívül álló 6-6 számot toljuk most egymáshoz való helyzetük megváltoztatása nélkül, a szemközt levő oldalig.

[p. 33]

Ez a 24 szám az üresen levő helyeket tölti meg, s így keletkezik a 7. ábrában látható bűvös négyzet.

Now we push the numbers 6 by 6 which are put outside of the 4 sides of the square to the opposite side without changing the mutual disposition of the numbers.

These 24 numbers fill the vacant places, and the magic square shown in Figure 7 is constructed in this way.

4	29	12	37	20	45	28
35	11	36	19	44	27	3
10	42	18	43	26	2	34
41	17	49	25	1	33	9
16	48	24	7	32	8	40
47	23	6	31	14	39	15
22	5	30	13	38	21	46

7. ábra. (Figure 7.)

Harmadik (Moschopoulos-féle vagy lóugrásos) módszer.

The third (Moschopoulos-style or knight's move) method.*

*Note of the translator:

Manuel MOSCHOPULUS (1265?-1316?) is a philologist in Byzantine Empire, who writes also about magic squares in Greek in around 1315 [162, 161]. Philippe de LA HIRE (1640–1718), a mathematician in France, finds a manuscript accidentally in the National Library of France, and gives an analysis of it in 1705 [137]. Adam Wilhelm Siegmund GÜNTHER (1848–1923), a teacher of mathematics in Germany, reproduces a manuscript found in Munich in his book without translation in 1876 [68]. Paul TANNERY (1843–1904), a French historian of sciences, mentions GÜNTHER’s reproduction with his regret “...d’après un manuscrit de Munich malheureusement trop incorrect pour qu’une nouvelle édition ne soit pas désirable (...based on a manuscript of Munich, which is unfortunately too incorrect for a new edition not to be desirable),” and he reproduces the manuscript of the National Library of France with his translation into French in 1886 [200]. John Calvin MCCOY translated TANNERY’s translation into English in 1941 [157]. P. G. BROWN (a mathematician, University of New South Wales in Australia) translated a manuscript in Greek directly into English in 2005 [24]. KÖNIG cites GÜNTHER’s reproduction, but does not cite TANNERY’s (see 5.10.1). It is possible that KÖNIG did not know TANNERY’s article at that time.

Az 1-es számot a legelső sor közé-
pébe írjuk.

(Ha n nem osztható 3-mal, mint a 8.
ábrában, akkor bárhová tehetjük az
1-est).

We write the number 1 into the mid-
dle of the lower row.

(If n is not divisible by 3 as shown
in Figure 8, then we can put the 1
anywhere).

21	39	8	33	2	27	45
5	23	48	17	42	11	29
38	14	32	1	26	44	20
22	47	16	41	10	35	4
13	31	7	25	43	19	37
46	15	40	9	34	3	28
30	6	24	49	18	36	12

8. ábra. (Figure 8.)

A 2-es számot [p. 34] egy oszloppal jobbra és két sorral följebb írjuk (lóugrás), a 3-ast ismét egy oszloppal jobbra és két sorral feljebb, stb.

Ha már elfoglalt mezőre jutnánk, akkor a következő szám nem lóugrásnyira, hanem ugyanazon oszlopba, *4 mezővel feljebb* írandó, mint az utoljára leírt szám.

A bűvös négyzetek ily képzésénél is, mint az első módszernél: az első sor (oszlop) az utolsó sor (oszlop) után következőnek tekintendő.

A 8. ábra pontos áttekintésével hamar begyakorolhatjuk ezt az eljárást is.

Negyedik (Horner vagy Scheffler-féle) módszer.

We write the number 2 in the cell one column to the right and two rows higher (knight's move), the number 3 again in the cell one column to the right and two rows higher, etc.

If we come to a cell already occupied, then the next number is to be written not into the cell of knight's move, but into the same column *4 cells higher* than the number written last.

The construction of magic squares is also like the first method: the first row (column) is considered as succeeding to the last row (column).

We can practice this procedure soon in examining Figure 8 precisely.

The fourth (Horner or Scheffler-style) method.*

*Note of the translator:

William George HORNER (1786–1837) was an English mathematician, who wrote an article “On the algebra of magic squares” in 1871 [71]. Hermann SCHEFFLER (1820–1903), a German mathematician, published *Die magischen Figuren* in 1882 [186], which is cited by AHRENS on p. 231 of *Mathematische Unterhaltungen und Spiele* [1].

Válaszszunk négy oly pozitív, vagy negatív egész a, a', b, b' számot, hogy ez a négy szám, valamint a következő öt is:

Let's pick up four positive or negative integers a, a', b, b' , so that these four numbers should be relative primes to n and different from 0, as well as the following five numbers:

$$ab' - a'b, a + a', b + b', a - a', b - b'$$

n -nel relatív prím és 0-tól különböző legyen.

Ebben az esetben bűvös négyzetet nyerünk, ha az n^2 mezőbe a következőképpen osztunk be n^2 számot*):

$$\begin{array}{l|l|l|l}
 1 + 0 + 0n & 1 + a + bn & 1 + 2a + 2bn & \dots \\
 1 + a' + b'n & 1 + (a + a') + (b + b')n & 1 + (2a + a') + (2b + b')n & \dots \\
 1 + 2a' + 2b'n & 1 + (a + 2a') + (b + 2b')n & 1 + (2a + 2a') + (2b + 2b')n & \dots \\
 1 + 3a' + 3b'n & 1 + (a + 3a') + (b + 3b')n & 1 + (2a + 3a') + (2b + 3b')n & \dots \\
 \dots & \dots & \dots & \dots \\
 \dots & \dots & \dots & \dots
 \end{array}$$

In this case, we get a magic square if we divide n^2 numbers among the n^2 cells as follows*):

*) A táblázatban előforduló mennyiségek mind $1 + p + qn$ alakú összegek. Megjegyzendő, hogy ha p vagy q az n számnál nagyobb, akkor helyükbe p -nek, illetve q -nak n -nel való elosztásakor fellépő maradék teendő. Ha $p = n$, vagy $q = n$, akkor p , ill. q helyébe 0 teendő.

*) All the sums appearing in the table are in the form of $1 + p + qn$. Note that, if p or q is larger than the number n , then such a p or q should be replaced with its remainder arising from division with n . If $p = n$ or $q = n$, then such a p or q should be replaced with 0.

Ha $n = 5; a = 2, a' = 1, b = 1, b' = 2$, akkor a 9. ábrabeli bűvös négyzet keletkezik.

If $n = 5; a = 2, a' = 1, b = 1, b' = 2$, then the magic square of Figure 9 is constructed.

1	8	15	17	24
12	19	21	3	10
23	5	7	14	16
9	11	18	25	2
20	22	4	6	13

9. ábra. (Figure 9.)

[p. 35]

B) *Páros mezejű bűvös négyzetek.*

2×2 mezejű bűvös négyzet az első 4 számból, mint arról könnyen meggyőződhetünk, nem képezhető.

4×4 mezejű bűvös négyzet. Írjuk be természetes sorrendben az első 16 számot a 16 mezőbe [p. 36] (10. ábra) és hagyjuk változatlanul a négy sarokban (1, 4, 16, 13) és a négy közepén (6, 7, 11, 10) lévő számot.

B) *Magic squares with an even number of cells.*

Magic square of 2×2 cells cannot be formed from the first 4 numbers as we can easily verify it.

Magic square of 4×4 cells. We write the first 16 numbers in the 16 cells in a natural order (Figure 10), and we leave four numbers in the angles (1, 4, 16, 13) and four numbers in the middle (6, 7, 11, 10) invariable.

1	2	3	4
5	6	7	8
9	10	11	12
13	14	15	16

10. ábra. (Figure 10.)

A megmaradó nyolcz szám helyébe pedig írjuk azon számot, mely őket 17-re ($4 \times 4 + 1$) kiegészíti, tehát a

But we replace the remaining eight numbers with their complements to 17 ($4 \times 4 + 1$)*, therefore we replace the numbers

2, 3, 8, 12, 15, 14, 9, 5

számok helyébe rendre a

successively with the numbers

15, 14, 9, 5, 2, 3, 8, 12

számokat írjuk. Az így keletkező négyzet (11. ábra) bűvös négyzet lesz.	The square constructed in this way (Figure 11) will be a magic square.
---	--

*Note of the translator:

The sum of each row/column/diagonal of $n \times n$ square is a multiple of $n^2 + 1$ as shown at the beginning of this chapter. Both of the sums of diagonal lines of Figure 10 are 34. This number is already equal to the number $\frac{4(4^2+1)}{2}$ which composes a 4×4 magic square, therefore we keep the numbers (1, 6, 11, 16) and (4, 7, 10, 13) as they are.

We compare the sums of the first row and the fourth row: $1+2+3+4 = 10 = 34-24$ and $13+14+15+16 = 58 = 34+24$, therefore we will get the sum 34 if we replace the pairs (2, 3) and (14, 15), of which the difference of sums is $(14+15)-(2+3) = 24$. Similarly, we compare the sums of the second column and the third column $2+6+10+14 = 32 = 34-2$ and $3+7+11+15 = 36 = 34+2$, and we will know that the replacement of the pairs (2, 14) and (3, 15) will give the sum 34. To realise these two replacements, we have to replace 2 and 15, as well as 3 and 14, which are complements to 17 each other.

By doing the similar procedure for the first and the fourth columns and the second and the third rows, we will get the magic square in Figure 11.

AHRENS [1], LUCAS [148, 152] and SCHUBERT [189] describe this method, which KÖNIG cites (see 5.10.1).

KÖNIG cites also the French translation [14] of BALL's book [13], which contains the description of a similar method to construct magic squares with any even number of cells. BALL, in the chapter entitled "Magic squares" in his book *Mathematical Recreations and problems of past and present times* of the third edition (1896) [13] and later, cites his article "Even magic squares" of the *Messenger of Mathematics*, Cambridge, September, 1893, vol. 23, pp. 65-69, as the first printed description of this method.

1	15	14	4
12	6	7	9
8	10	11	5
13	3	2	16

11. ábra. (Figure 11.)

Nagyobb számú, páros mezejű bűvös négyzetek szerkesztésére csak bonyodalmasabb módszerek vannak, mint a páratlan mezejűek készésére.

Ezért oly módszert, mely minden próbálgatást, találgatást kizár, itt nem mutathatunk be.

6×6 mezejű bűvös négyzet készítése végett induljunk ki ismét abból a négyzetből, mely az első 36 számot természetes sorrendben elhelyezve tartalmazza (12. ábra).

For constructing *magic squares with a larger even number of cells*, there are only methods more complicated than the construction of magic squares with an odd number of cells.

Therefore such a method cannot be introduced here without experimenting and guessing.

For making a magical square with 6×6 cells, let us start again from that square which contains the first 36 numbers placed in a natural order (Figure 12).

1	2	3	4	5	6
7	8	9	10	11	12
13	14	15	16	17	18
19	20	21	22	23	24
25	26	27	28	29	30
31	32	33	34	35	36

12. ábra. (Figure 12.)

Az átlók mentén levő számokat [p. 37] változatlanul hagyva, a többiek helyébe írjuk azokat a számokat, melyek 37-re ($6 \times 6 + 1$) egészítik ki őket.

Az így keletkező négyzetből (13. ábra) 6 felcseréléssel bűvös négyzetet nyerhetünk (14. ábra).

we let the numbers along the diagonals invariable, and we replace the other numbers with their complements to 37 ($6 \times 6 + 1$).

From the square constructed in this way (Figure 13), we can get a magic square by 6 interchanges (Figure 14)*.

*Note of the translator:

Interchange 3 and 33; 7 and 25; 14 and 20; 13 and 18; 9 and 10; 2 and 5.

Figure 13 and Figure 14 are misarranged in the original text, and it is fixed in this translation: the figure in Figure 14 of the original text is placed in Figure 13 here, and vice versa.

1	35	34	33	32	6
30	8	28	27	11	25
24	23	15	16	20	19
18	17	21	22	14	13
12	26	10	9	29	7
31	5	4	3	2	36

13. ábra. (Figure 13.)

1	35	34	3	32	6
30	8	23	27	11	7
24	23	15	16	14	19
13	17	21	22	20	18
12	26	9	10	29	25
31	2	4	33	5	36

14. ábra. (Figure 14.)

$n \times n$ mezejű négyzet készítésére általánosságban is használhatjuk ezt a módszert: a két [p. 38] átlóra eső számokat kivéve, az összes szám helyébe az őket $(n^2 + 1)$ -re kiegészítő számokat írjuk s az így keletkező négyzetből néhány szimmetrikusan fekvő pont felcserélésével bűvös négyzetet nyerhetünk.

We can use this method for making a square with $n \times n$ cells for general n : leaving the numbers put in the two diagonals as they are, we replace all the other numbers with their complements to $(n^2 + 1)$, and we interchange some pairs of numbers placed symmetrically in such a square, then we can get a magic square.

Evvel a módszerrel természetesen nem képezhetjük az összes páros mezőjű bűvös [p. 39] négyzetet.

Ilyen különben nagyon sok van.

Kiszámították pld., hogy az első 16 számból 880, az első 36-ból pedig már sok millió bűvös négyzet képezhető.

Not all the magical squares with an even number of cells can be naturally constructed with this method.

There are a great many others.

For example, it was counted that 880 magic squares can be formed with the first 16 numbers*, and millions of magic squares can be formed with only the first 36 numbers.

*Note of the translator:

Before EULER's works on magic squares published in 1782 and 1849 [55, 56] (the latter article was delivered in 1776 to the St. Petersburg Academy, but originally published much later), Bernard FRÉNICLE DE BESSY (1605–1675), amateur mathematician and counselor at the “Cour des monnaies” in Paris, determined and counted all the 880 magic squares of 4×4 cells before 1675, and it was published in 1693 and reprinted in 1729 [61, 62, 63].

Bűvös négyzetek bűvös részekkel.

Minden külön megjegyzés nélkül ide iktatunk még két oly bűvös négyzetet, melyeknek vastag vonalakkal bekerített részei magukban is bűvös négyzetet alkotnak (l. 15. és 16. ábrát).

Magic squares with magic parts.

We insert two magic squares here without any particular comment. In these magic squares, the parts in themselves bordered with thick lines also form magic squares (see Figures 15 and 16).

40	1	2	3	42	41	46
38	31	13	14	32	35	12
39	30	26	21	28	20	11
43	33	27	25	23	17	7
6	16	22	29	24	34	44
5	15	37	36	18	19	45
4	49	48	47	8	9	10

15. ábra. (Figure 15.)

11	18	13	74	81	76	29	36	31
16	14	12	79	77	75	34	32	30
15	10	17	78	73	80	33	28	35
56	63	58	38	45	40	20	27	22
61	59	57	43	41	39	25	23	21
60	55	62	42	37	44	24	19	26
47	54	49	2	9	4	65	72	67
52	50	48	7	5	9	70	68	66
51	46	53	6	1	8	69	64	71

16. ábra. (Figure 16.)

4.5 Matematikai hamisságok: Mathematical errors

[p. 40]

Ebben a fejezetben néhány oly arithmetikai és geometriai bizonyítást fogunk bemutatni, mely hibás eredményre vezet.

In this chapter, we will present some arithmetic and geometric proofs leading to a wrong result.

Az ily *arithmetikai* bizonyítások legnagyobb része azon hibás tételre alapszik, hogy valamely egyenlőség helyes marad akkor is, ha a két oldalról ugyanazt a tényezőt elhagyjuk. Az

The largest part of such *arithmetic* demonstrations is based on the wrong proposition that every equation is kept true even if the same terms are deleted from the two sides of an equation. The following equation:

$$ax = bx$$

egyenlőségből ugyanis nem következik, hogy $a = b$, mert, ha $x = 0$, akkor ezen egyenlőség fennáll, bármily értéket vesz is fel a és b .

does not imply that $a = b$ because, if $x = 0$, this equality is kept true for any values of a and b .

1. Jelölje a és b ugyanazt a számot, akkor*

1. Let a and b be the same numbers, then*

$$ab = a^2,$$

*Note of the translator:

The equal sign was complemented by the translator.

tehát

therefore

$$ab - b^2 = a^2 - b^2;$$

vagyis

that is,

$$b(a - b) = (a + b)(a - b),$$

innen

from this

$$b = a + b, \quad b = 2b, \quad \text{tehát} \quad 1 = 2.$$

Adjunk mindkét oldalhoz 1-et, 2-t, ..., akkor nyerjük, hogy	Add to both sides 1,2, ..., and we get:
---	---

$$2 = 3, 3 = 4, \dots;$$

vagyis	that is,
--------	----------

$$1 = 2 = 3 = \dots$$

s így *az összes számok egyenlők.*

Thus *all the numbers are equal to each other.*

[p. 41]

Ugyancsak hibás eredményre juthatunk, mint a következő három bizonyítás mutatja, ha nem vesszük tekintetbe a négyzetgyök kétértékűségét.

If we do not take into account the two values of the square root, we can get to a wrong result as shown by three proofs given below.

Ez is különben a 0-val való osztásra vezethető vissza. Mert abból, hogy

Otherwise the division with 0 can bring a wrong result as follows: from the equation

$$x^2 = y^2, \quad \text{vagyis (that is)} \quad (x + y)(x - y) = 0,$$

csak úgy következik, hogy	only the following result is derived:
---------------------------	---------------------------------------

$$x = y \quad \text{és (and)} \quad x - y = 0,$$

ha az

if the two sides of the equation

$$(x + y)(x - y) = 0$$

egyenlőség két oldalát $(x + y)$ -nal osztjuk. Ez a művelet pedig, ha

are divided by $(x + y)$. However, this operation brings the wrong result if

$$x + y = 0, \quad x = -y$$

hibás eredményre vezet.

2. Legyen két egymástól *különböző* a és b szám számtani közepese c , vagyis:

2. Let c be the mean value of two *different* numbers a and b , that is:

$$a + b = 2c,$$

innen

From this,

$$(a + b)(a - b) = 2c(a - b);$$

és a kijelölt műveleteket elvégezve:

and expand it to

$$a^2 - b^2 = 2ac - 2bc,$$

vagy

or

$$a^2 - 2ac = b^2 - 2bc;$$

adjunk mindkét oldalhoz c^2 -et, akkor: | add c^2 to both sides, then

$$(a - c)^2 = (b - c)^2,$$

tehát | therefore

$$a = b,$$

ami pedig feltételünkkel ellentétes. | which contradicts our condition.

Kissé nehezebb már a hiba megtalálása a következő példákban.

It will be somewhat more difficult to find the mistake in the following examples.

[p. 42]
3. A

3. The identity

$$\sqrt{-1} = \sqrt{-1}$$

identitás a következő alakban írható: | can be written in the following form:

$$\sqrt{\frac{-1}{1}} = \sqrt{\frac{1}{-1}}$$

vagy

| or

$$\frac{\sqrt{-1}}{\sqrt{1}} = \frac{\sqrt{1}}{\sqrt{-1}}; *$$

*Note of the translator:

In the original text, the left side was $\frac{\sqrt{-1}}{\sqrt{-1}}$, which was corrected as above by the translator. This transformation is anyhow incorrect, and brings the wrong result as shown below.

szorozzuk meg mindkét oldalt $\sqrt{1}$, $\sqrt{-1}$ -gyel, akkor nyerjük, hogy

| multiply both sides with $\sqrt{1} \cdot \sqrt{-1}$,
then we get the following equation:

$$(\sqrt{-1})^2 = (\sqrt{1})^2;$$

de $(\sqrt{-1})^2 = -1$ és $(\sqrt{1})^2 = 1$, te- hát

| but $(\sqrt{-1})^2 = -1$ and $(\sqrt{1})^2 = 1$,
therefore

$$-1 = 1.$$

4. A

| The identity

$$\sqrt{x-y} = i\sqrt{y-x}$$

identitás (hol i a képzetes egységet jelenti) x és y bármely értékénél helyes marad.

| (where i means the imaginary unit*)
is always true for any values x and y .

*Note of the translator:

This i is either $\sqrt{-1}$ or $-\sqrt{-1}$. The following deduction confuses these two cases.

Legyen tehát

| Therefore, let

1. $x = a, y = b$ akkor (then) $\sqrt{a-b} = i\sqrt{b-a}$ (1)

2. $x = b, y = a$ akkor (then) $\sqrt{b-a} = i\sqrt{a-b}$ (2)

(1)-et és (2)-t összeszorozva | Multiply (1) by (2), then

$$\sqrt{a-b}\sqrt{b-a} = i^2\sqrt{a-b}\sqrt{b-a}$$

és innen ismét | and from this again

$$1 = i^2 = -1$$

5. Legyen x oly szám, mely az | 5. Let x be a number satisfying
the following equation:

$$a^x = -1$$

egyenletnek eleget tesz. Emeljük | Square both sides, then
négyzetre a két oldalt, akkor

$$a^{2x} = 1$$

tehát | Therefore

$$2x = 0, \quad x = 0 \quad *$$

*Note of the translator:

This deduction is wrong, because the logarithm of an imaginary number is not 0 according to Johann BERNOULLI discussed in his correspondence with Gottfried Wilhelm LEIBNIZ between March 1712 and June 1713 [216, 141]:

$$\frac{\log \sqrt{-1}}{\sqrt{-1}} = \frac{\pi}{2}$$

[p. 43]

ezt helyettesítve eredeti egyenletünkbe:

Substitute this to our original equation, then

$$a^0 = -1$$

s így

and then

$$1 = -1$$

6. Legyen a , b , c és d négy olyan szám, hogy

6. Let a , b , c and d be four numbers such as:

$$ad = bc, \text{ vagyis (that is) } \frac{a}{b} = \frac{c}{d}$$

Ha $a < b$, akkor $\frac{a}{b}$ s a vele egyenlő $\frac{c}{d}$ is valódi tört, tehát $c < d$. Ha most

If $a < b$, then $\frac{a}{b}$ and also its equal value $\frac{c}{d}$ are proper fractions, therefore $c < d^*$. Now, if

*Note of the translator:

It is not true for negative numbers.

$$a = d = -1 \text{ és (and) } b = c = +1,$$

akkor az a, b, c, d számok közt fennáll a kívánt összefüggés és $a < b$, tehát $c < d$ vagyis $+1 < -1$, ami pedig nem igaz.

Mint az utóbbi két példában látható, akkor is hibás eredményre juthatunk, ha oly tételeket, melyek csak a számok egy bizonyos csoportjára (az 5. példában a valós számokra, a 6.-ban a pozitív számokra) érvényesek, úgy tekintünk, mintha az összes számokra is érvényesek volnának.

Az „arithmetikai hamisságok“ negyedik csoportja abból a hibás feltevésből indul ki, hogy végtelen sok szám összege mindig végtelen nagy.

7. Ezen alapszik Zeno ismeretes sophismája, mely szerint Achilles a teknősbékát soha utól nem éri.

Vegyük fel, hogy a teknősbéka egy stádiummal halad Achilles előtt s hogy sebessége Achilles sebességének $\frac{1}{10}$ -ével egyenlő; vagyis, hogy egyenlő idők alatt Achilles 10-szerre nagyobb utat jár be a teknősbékáénál.

then among the numbers a, b, c, d , there is the relation required above, and $a < b$, therefore $c < d$, that is $+1 < -1$, but it is not true.

As shown in the latter of the two examples, we can be brought to a wrong result if the theorems are valid only for a certain group of the numbers (in the example 5, the theorem is valid only for the real numbers; in the example 6, only for the positive numbers), nevertheless we consider as if they would be valid for all the numbers.

The fourth group of „arithmetic errors“ begins with the wrong hypothesis that the sum of infinitely many numbers is after all infinitely large.

Zeno's known sophism that Achilles never catches up with the tortoise on the road is based on this.

Suppose that the tortoise goes forward in front of Achilles in a race, and that the velocity of tortoise is equal to $\frac{1}{10}$ of Achilles' velocity; that is, Achilles runs 10 times long road than that of the tortoise at the same time.

[p. 44]

Zeno most így okoskodik. Míg Achilles az első stádium végéhez ér, a teknősbéka $\frac{1}{10}$ stádiummal haladt tovább, míg Achilles ezt az utat is bevégezi, a teknősbéka már megint előbbre jutott $\frac{1}{100}$ stádiummal.

Majd $\frac{1}{1,000}$, $\frac{1}{10,000}$, stb. stádiummal halad Achilles előtt.

Achilles tehát folyton közelebb ér a teknősbékához, teljesen azonban sohasem éri el.

A hiba itt abban rejlik, hogy Zeno csak az útnak egy véges darabjára bizonyítja be sophismáját, melynek hosszát az

$$1 + \frac{1}{10} + \frac{1}{100} + \dots \text{in inf.}$$

összeg fejezi ki stádiumokban. E sor *végtelen* ugyan, de összege a *véges* $1\frac{1}{9}$ számmal egyenlő.

*Geometria*i bizonyításoknál még könnyebben juthatunk hibás eredményhez, amit legtöbbször a hibás rajz okoz, és bár az ily bizonyításokban a hiba sokkal burkoltabban jelenhetik meg, mint az aritmetikaiaknál, mégis pontos rajz készítésével rögtön felfedezhetjük a hibát.

Zeno considers here as follows: until Achilles reaches the end of the first part of the race [that is, the starting point of the tortoise], the tortoise goes forward by $\frac{1}{10}$ length of Achilles goes; until Achilles finishes this length, the tortoise now goes ahead again by $\frac{1}{100}$ length.

Then the tortoise progresses by $\frac{1}{1,000}$, $\frac{1}{10,000}$, and so on in front of Achilles.

Achilles thus constantly approaches the tortoise, but never reaches it at all.

The mistake here resides in the following thing: Zeno only proves the sophism on a finite piece of the road, the length of which is expressed with the sum

in the races. This addition continues *infinitely*, but the sum is equal to the *finite* number $1\frac{1}{9}$.

We can be brought to a wrong result even more easily in *geometric* proofs. The wrong result is mostly caused by a wrong drawing, and, although such a mistake in proofs appears less apparently than the arithmetic one, we can somehow discover the mistake immediately with an accurate drawing.

1. Egyike a legérdekesebb ilyen bizonyításoknak a következő, mely bebizonyítja, hogy *valamennyi háromszög egyenlőszárú*.

Legyen ugyanis ABC tetszőleges háromszög BC oldalának felezőpontja D , s emeljünk e pontban BC -re merőlegest, rajzoljuk meg továbbá a BAC szög felezőjét.

Ha 1.) e szögfelező a D -ben emelt merőlegest *nem* metszi, akkor párhuzamos vele s így merőleges BC -re; a háromszög tehát egyenlőszárú ($AB = AC$).

Ha 2.) metszik egymást ezen egyenesek, akkor a metszéspont lehet *a)* az ABC háromszögön belül és [p. 45] *b)* az ABC háromszögön kívül.

Mindkét esetben bebizonyítjuk, hogy $AB = AC$.

a) Legyen az O metszéspont a háromszögön belül (17. ábra).

1. Here is one of the most interesting proofs: a proof that *every triangle is isoscele*.

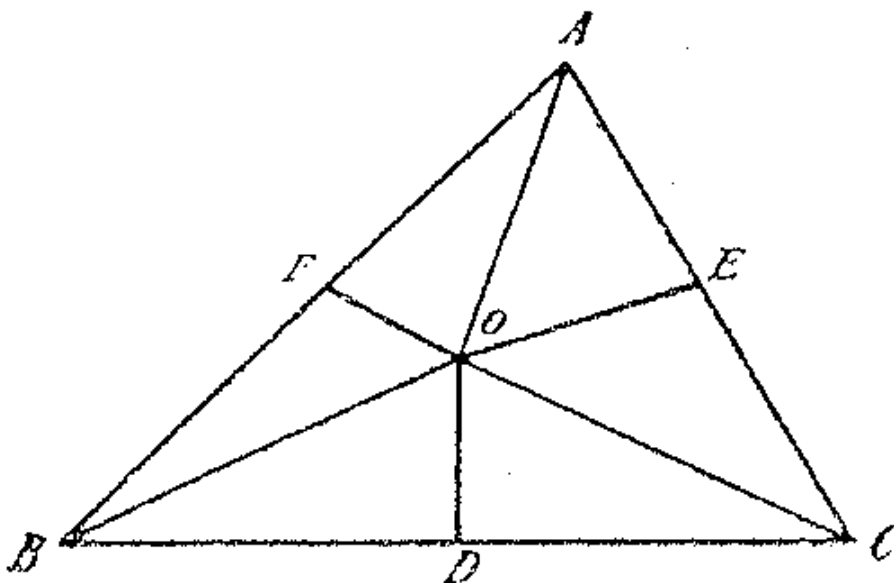
Let ABC be an arbitrary triangle, D be the midpoint of the edge BC ; draw a line including this point perpendicular to BC ; furthermore draw the bisector of the angle BAC .

If 1.) this angle bisector does *not* cut the line perpendicular to D , then the bisector is parallel with the perpendicular line, and it is perpendicular to BC , the triangle is thus isosceles ($AB = AC$).

If 2.) these straight lines cut each other, then the intersection can be *a)* inside the triangle ABC , or *b)* outside the triangle ABC .

Let us prove in both cases that $AB = AC$.

a) Let O be an intersection inside the triangle (17. figure).



17. ábra.

Bocsássuk le O -ból AB -re és AC -re az OF illetve OE merőjegeseket.

Let OF , OE be the perpendicular lines from O to AB and to AC .

Míntogy O a szögfelezőn van, azért

Since O is on the angle bisector, therefore

$$OF = OE \text{ és (and) } AF = AE,$$

s mivel O az OD merőlegesen van, azért

and since O is on the perpendicular line OD , therefore

$$OB = OC.$$

A BOF és COE derékszögű háromszögek congruensek, s így

The right triangles BOF and COE are congruent with each other, and

$$FB = EC;$$

de $\left| \begin{array}{l} \text{but} \\ AF = AE, \end{array} \right.$

tehát $\left| \begin{array}{l} \text{thus} \\ AF + FB = AE + EC, \end{array} \right.$

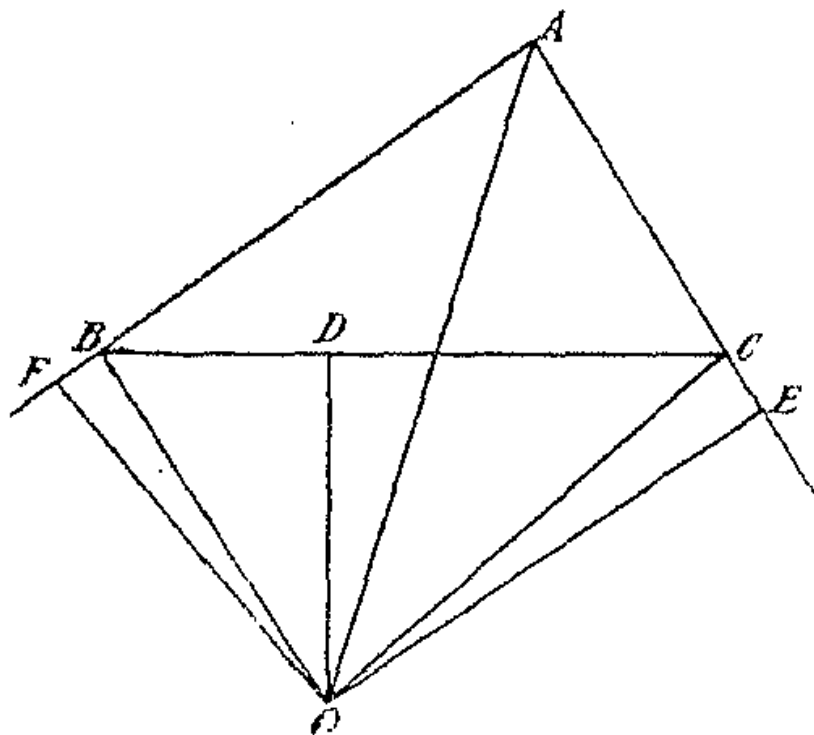
vagyis $\left| \begin{array}{l} \text{that is,} \\ AB = AC. \end{array} \right.$

$b)$ Ha O a háromszögön kívül $\left| \begin{array}{l} b) \text{ If } O \text{ is out of the triangle} \\ \text{van (18. ábra), akkor ugyanazon je-} \\ \text{lölést használva, mint előbb, ugyan-} \\ \text{úgy nyerjük, hogy} \end{array} \right.$ (Figure 18.), then using the same notations as before, we get similarly that

$$AF = AE \quad (1)$$

és, hogy a BOF és COE derékszögű $\left| \begin{array}{l} \text{and that the right triangles } BOF \\ \text{háromszögek congruensek, tehát:} \\ \text{and } COE \text{ are congruent, therefore} \end{array} \right.$

$$BF = CE. \quad (2)$$



18. ábra.

[p. 46] (1)-ből és (2)-ből ismét nyerjük, hogy

From (1) and (2), we get

$$AF - BF = AB - CE \text{ vagyis (that is) } AB = AC.$$

Az olvasóra bízunk, hogy ebben a nagyon pontosnak látszó bizonyításban a hibát megkeresse.

It is left to the reader to find the error in this proof which is apparently very accurate.

*Note of the translator:

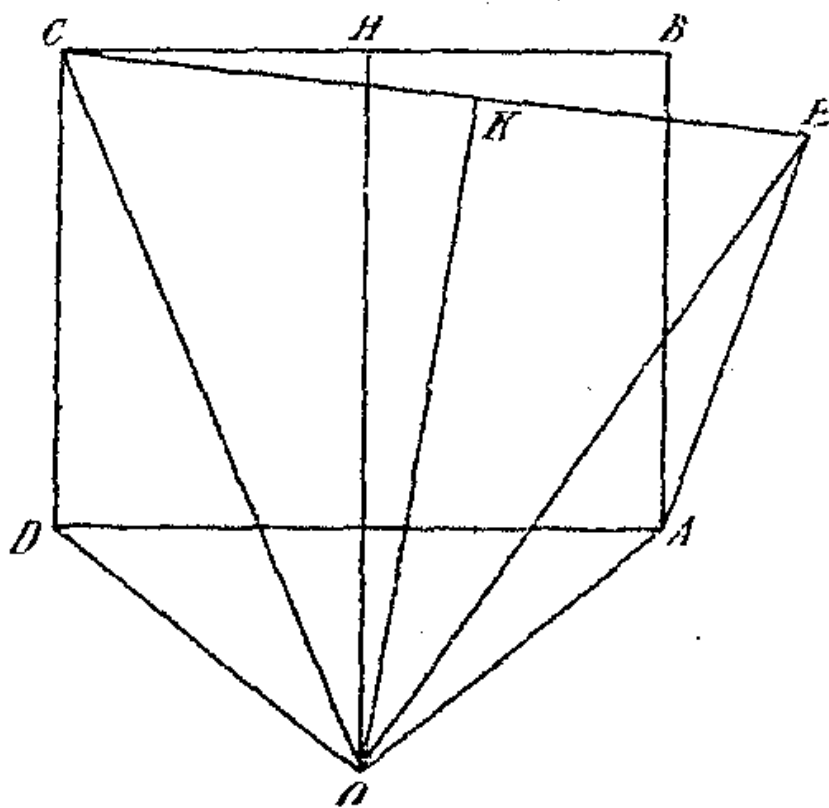
The intersection O cannot be inside the triangle, therefore the condition of $a)$ cannot be satisfied. In the proof of $b)$, if one of the points E and F is inside of the triangle, the other should be on the edge of the triangle. For example, if E is outside of the triangle, F is on the edge AB , therefore the equation $AF - BF = AB - CE$ does not imply $AB = AC$.

2. Bebizonyítjuk, hogy a *tom-paszög egyenlő a derékszöggel*.

Rajzoljunk $ABCD$ derékszögű négyszög (l. 19. ábrát) A csúcsán keresztül egy oly $AE = AB$ hosszúsága egyenest, mely mint a rajzon látható [p. 47] AB -vel hegyes szöveget zár be.

2. We prove that the *obtuse angle is equal to the right angle*.

Draw a rectangle $ABCD$ (see Figure 19), and a line $AE = AB$ through the vertex A which, as indicated in the drawing, forms with AB an acute angle.



19. ábra.

CB egyenes H középpontjában emelt merőlegesek mindenesetre metszik egymást O pontban. A szerkesztés alapján

Through the middle point H of the straight line CB , a perpendicular line cutting CB extends to the point O . Based on the conditions,

$$OD = OA \text{ és (and) } OC = OE,$$

továbbá | furthermore

$$AE = AB = DC,$$

s így | and

$$OAE\triangle \cong ODC\triangle;$$

tehát | thus

$$ODC\angle = OAE\angle;$$

de | but

$$ODA\angle = OAD\angle,$$

mert OAD háromszög egyenlőszárú | because the triangle OAD triangle is
 s így végre | isosceles, and finally

$$DAE\angle = CDA\angle = 90^\circ$$

pedig a szerkesztés alapján DAE | though, based on the conditions,
 tompa szög. | DAE is an obtuse angle.

A hiba ezen bizonyításba ott kerül be, midőn feltételezzük, hogy az O pont az A -n túl meghosszabbított EA egyenesen túl van.

3. *Ha egy négyszög két szemközt fekvő oldala egyenlő, akkor a másik két oldal párhuzamos.*

Legyen ugyanis $ABCD$ négyszögben $AB = CD$, továbbá AD középpontja: M és BC -é: N .

Ha az M -ben és N -ben AD -re, ill. BC -re emelt merőlegesek nem metszik egymást, akkor AD és BC párhuzamos.

Ha pedig metszik egymást, akkor a metszéspont lehet a négyszögön belül, vagy kívül.

a) Legyen az O metsző-pont [p. 48] az $ABCD$ négyszögön belül (20. ábra).

The mistake is brought into this proof at the time when we presuppose that the line extended from the point O to the point A is beyond the straight line EA .

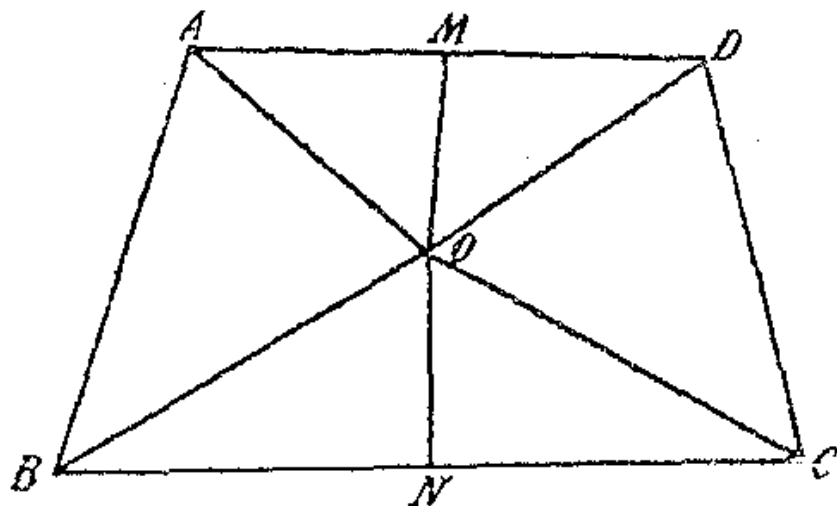
3. *If the two opposite edges of a quadrangle are equal, then the other two edges are parallel.*

In a quadrangle $ABCD$, let $AB = CD$, furthermore M is the middle point of AD , and N is the middle point of BC .

If a line through M perpendicular to AD and a line through N perpendicular to BC do not cut each other, then AD and BC are parallel.

If they cut each other, the intersection can be inside or outside the quadrangle.

a) Let O be a cutting point inside the quadrangle $ABCD$ (Figure 20).



20. ábra.

A szerkesztés alapján:

Based on the conditions:

$$OA = OD \text{ és (and) } OB = OC,$$

s így az OAB és ODC háromszögek
congruensek, mert oldalaik rendre
egyenlők, tehát

and the triangles OAB and ODC
are congruent, because their edges
are equal successively, thus

$$\angle AOB = \angle DOC.$$

De

And

$$\angle AOM = \angle MOD, \quad \angle BON = \angle NOC;$$

ha tagonkint összeadjuk ezt a három
egyenletet, akkor nyerjük, hogy

if we add these three equations to-
gether, then we get

$$AOB\angle + AOM\angle + BON\angle = DOC\angle + MOD\angle + CON\angle,$$

és innen

and here

$$MOA\angle + AOB\angle + BON\angle = 180^\circ;$$

M , O és N tehát egy egyenesbe esik
s így $AD \parallel BC$

M , O and N thus falls into one
straight line, and $AD \parallel BC$

b) Ha O pont $AECD$ -n kívül
van (21. ábra), akkor ismét

b) If the point O is outside
 $AECD$ (Figure 21), then again

$$AOB\angle = DOC\angle \text{ és (and) } BON\angle = NOC\angle,$$

tehát

thus

$$AOB\angle + BON\angle = DOC\angle + NOC\angle,$$

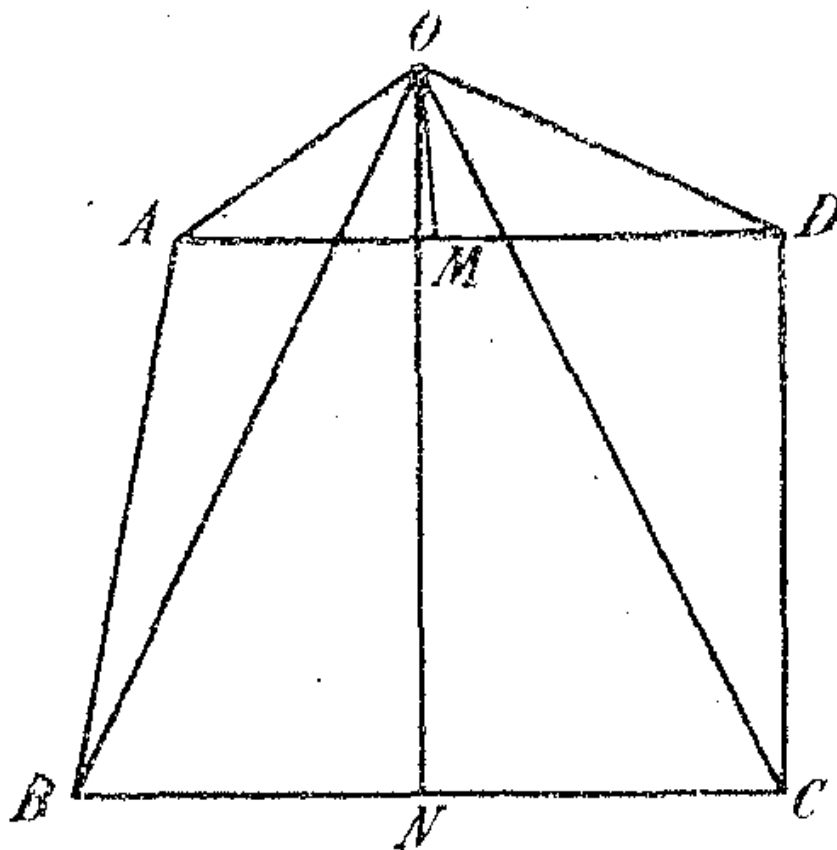
vagy

or

$$AON\angle = NOD\angle;$$

ON tehát AOD szög felezője s így
összeesik OM -mel. AD és BC tehát
ismét párhuzamos.

ON is therefore the bisector of the
angle AOD , and crosses OM . AD
and BC are thus parallel again.



21. ábra.

Ezen bizonyításban elkövetett hibára is rögtön rájövünk, ha meggondoljuk, hogy az O pont [p. 49] nem fog az AB , BC és CD egyenesek által meghatározott háromszögbe esni.

We recognize immediately the mistake committed in this proof if we consider that the point O will not fall into a particular triangle composed with the straight lines AB , BC and CD .

*Note of the translator:

When the point O is outside of the large triangle composed with the lines AB , BC and CD , one of the triangles AOB and DOC is outside of the quadrangle $ABCD$. Therefore the equations above do not imply that the line ON is the bisector of the angle AOD .

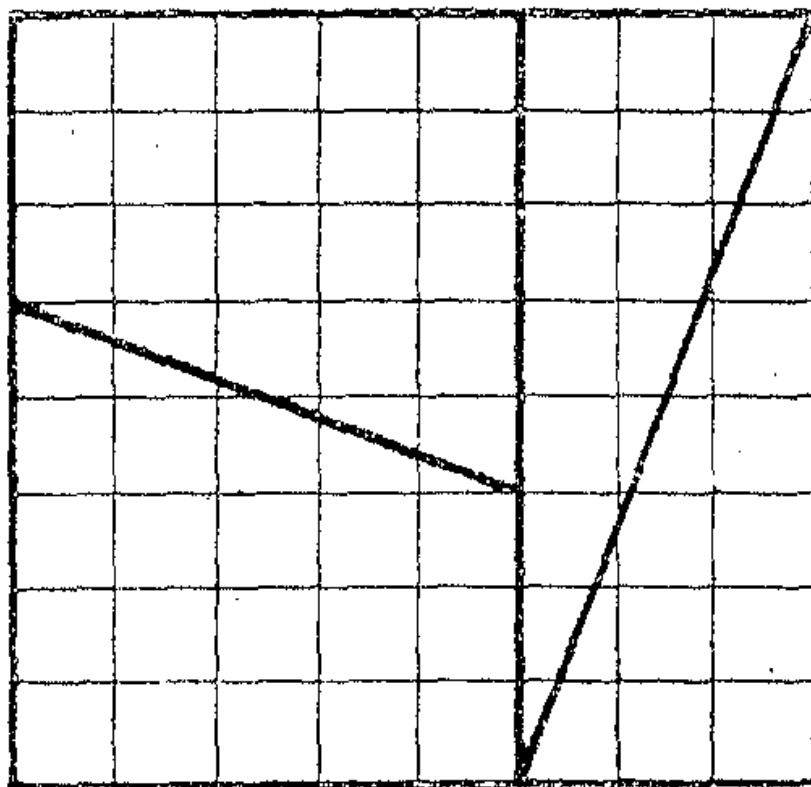
4. Ebben az utolsó példában bebizonyítjuk még, hogy a sakktábla módjára 64 mezőre osztott négyzet alakú papírlap felbontható négy oly részre, melyeket ismét egymás mellé helyezve, egy 65 ugyanakkora mezőt tartalmazó idomot nyerünk.

[p. 50]

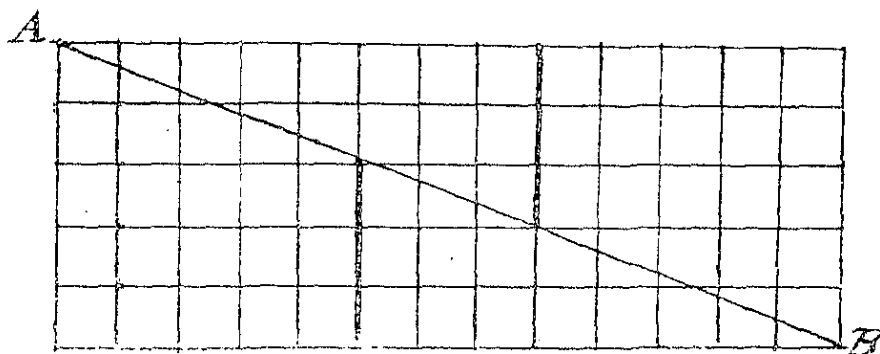
Erre az eredményre jutunk, ha az eredeti 64 mezős négyzetet a 22. ábra vastagabb vonalai mentén négy darabra vágjuk és ezt a négy darabot a 23. ábrában látható módon ismét összerakjuk.

4. In this last example, we prove that a sheet of paper divided into 64 square fields like a chessboard can be cut into four parts, with which we get a figure containing 65 the same size of field by rearranging the parts beside each other.

We are brought to this result if we cut the original square with 64 field in Figure 22 into four pieces along the thicker lines, and we can see these four pieces put together again in the manner of Figure 23.



22. ábra.



23. ábra.

Az első ábrabeli idom területe $8 \times 8 = 64$ kis négyzetből áll, míg a 23. ábrában keletkező derékszögű négy- szög területe $5 \times 13 = 65$ alpnégy- zet, s így $64 = 65$.

Könnyen rájöhetünk, hogy a hiba úgy keletkezik, hogy az a négy csúcspont, mely a 23. ábrában lát- szólag az AB átlón fekszik, valóság- ban nem fekszik egy egyenesen, ha- nem ez a négy pont egy oly idomot határoz meg, melynek területe épen egy kis négyzet területével egyenlő.

Mindezen példákból csak az a tanulság, hogy pontosan kell raj- zolni!

The area of the form in the first fig- ure consists of $8 \times 8 = 64$ small squares, while the area of the rectan- gular quadrangle occurring in Figure 23 consists of $5 \times 13 = 65$ squares, thus $64 = 65$.

We can recognize easily that the mistake comes from the following thing: in the form consisting of those four parts in Figure 23, AB appar- ently lies on a diagonal, but actu- ally it does not lie on a straight line; these four points [A , B and two ver- tices of the triangles between A and B] compose a form, the area of which is exactly equal to the area of one small square.

From all these examples, only the following moral instruction arises: it is necessary to draw precisely!

4.6 Síkidomok szétszedése és összeállítása: Decomposition and recomposition of plane figures

*Note of the translator:

As KÖNIG mentioned in the part of references at the end of the second book of 1905 (see p. 271), most of the topics are taken from the books of LUCAS (*Récréations mathématiques II*, 1883 [149]) and SCHUBERT (*Mathematische Mussestunden III*, 1900 [189]). We discussed on the similar problems on p. 26.

[p. 51]

A geometriában két terület egyenlőségének bizonyításánál gyakran használjuk azt az eljárást, hogy a két idomot oly részekre bontjuk, melyeknek egyenlőségét már könnyebben bebizonyíthatjuk.

Egyenlő lesz továbbá két terület akkor is, ha egyenlő területű idomok hozzátételével egyenlő területű idomokat nyerünk.

1. Ezen tétel segítségével bebizonyíthatjuk a geometria egyik alaptételét, a *Pythagorastételt* is.

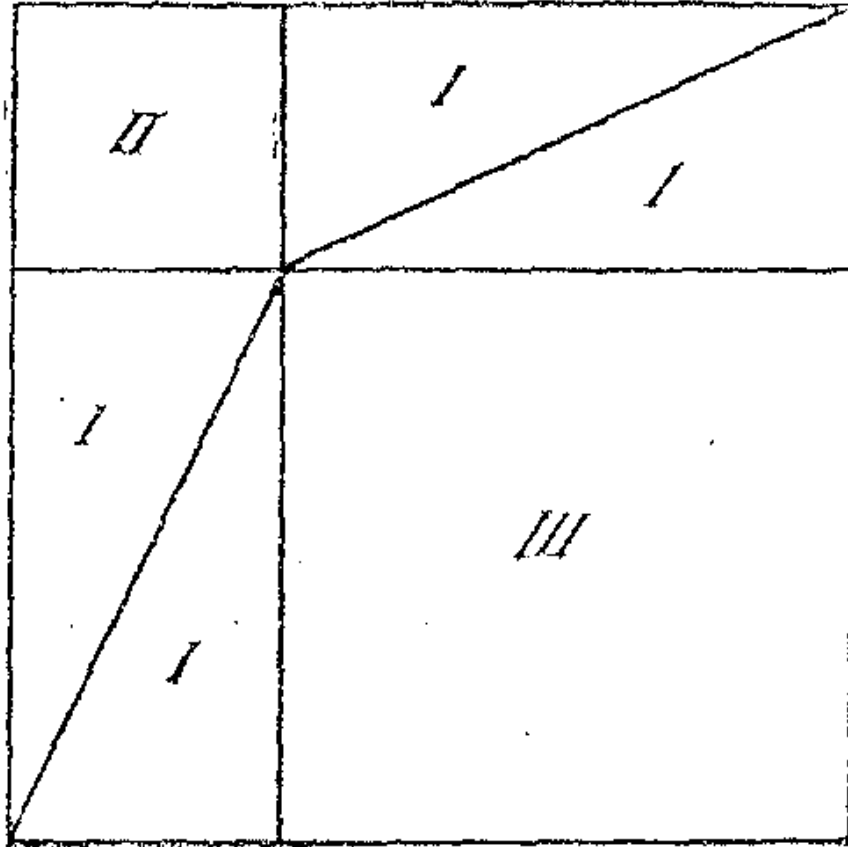
Bontsuk fel ugyanis két congruens négyzet egyikét a 24. ábrában látható módon s a másikat úgy mint azt a 25. ábra mutatja.

In the geometry, for the proof of the equality of two areas, we often use the following procedure: we split the two forms into parts for which we can prove the equality more easily.

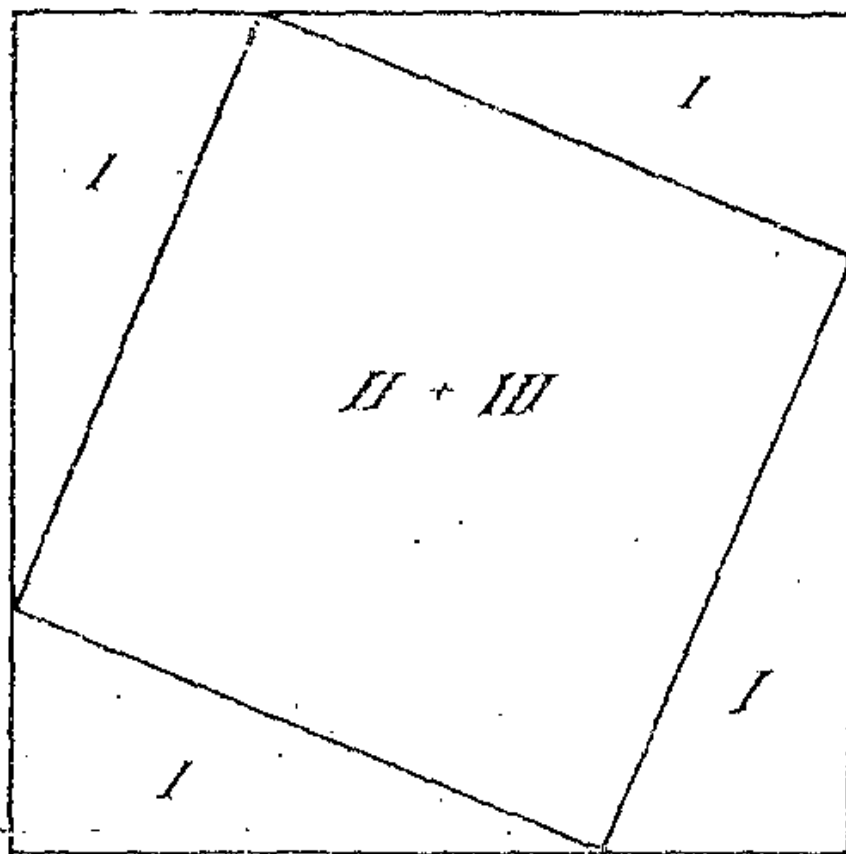
Furthermore, two areas will be equal also if we get the forms with combination of forms with equal area.

1. With the help of this theorem, we can prove also one of the fundamental theorems of the geometry, the *Pythagoras' theorem*.

Let us divide one of two congruent squares in the manner shown in Figure 24, and the other one in the manner shown in Figure 25.



24. ábra.



25. ábra.

Ha most a két idomból a négy 1-gyel jelzett háromszöget elveszszük, akkor egyenlő területű részek maradnak.

A 24. ábrában pedig marad az I-es derékszögű háromszög befogói fölé rajzolt két négyzet; a 25.-ben pedig ugyanezen derékszögű háromszög átfogója fölé rajzolt négyzet.

If we remove the marked four equal triangles from the two forms, then the parts with an equal area are left.

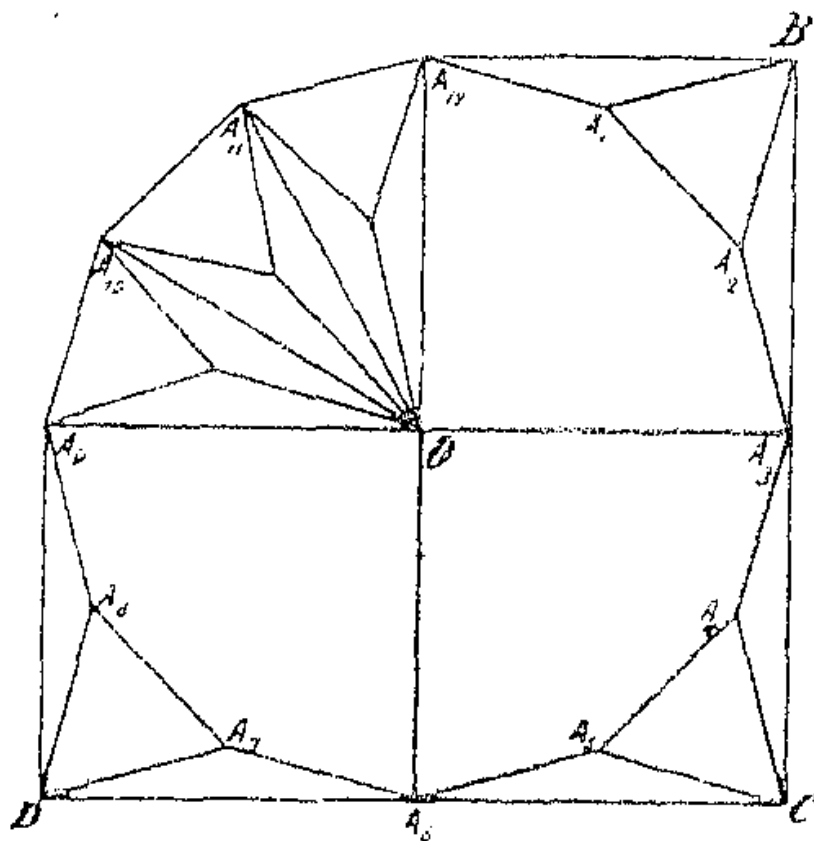
In Figure 24, two squares drawn adjacent to the legs of the right triangles I are left; on the other hand in Figure 25, a square drawn adjacent to the hypotenuse of right triangles are left.

Ez utóbbi tehát egyenlő az első kettő összegével.

2. Síkidomok szétszedésével és összeállításával bizonyítható azon ismeretes tétel is, mely szerint *az r -sugarú körbe írt szabályos 12-szög területe $3r^2$* (26. ábra).

The area of the latter square is thus equal to the sum of the areas of the first two squares.

2. With decomposition and re-composition of plane figures, we can prove the known theorem, according to which *the area of regular dodecagon inscribed in the circle of radius r is $3r^2$* (Figure 26).



26. ábra.

[p. 52]

Az $OA_{12}A_{11}$ és $BA_{12}A_1A_2A_3$ idomok ugyanis mint az az ábrában lévő felbontásból kitűnik, egyenlő területűek.

Mind a kettőt tehát 3-szor véve, ismét egyenlő területekhez jutunk, s így $OA_9A_{10}A_{11}A_{12}$ idom területe egyenlő a $BA_{12}A_1A_2A_3$, $CA_3A_4A_5A_6$ és $DA_6A_7A_8A_9$ ötszögek területének összegével s innen végre a szabályos 12-szög egyenlő a körülírt kör sugara fölé rajzolt három négyzet összegével.


[p. 53]

3. *Hogyan lehet a három négyzet összetevéséből keletkező 27. ábrát négy congruens részre bontani?*

2. The forms $OA_{12}A_{11}$ and $BA_{12}A_1A_2A_3$ have equal areas as clarified by the decomposition in a figure.

We thus have both forms 3 times, then we get equal areas again: the area of the form $OA_9A_{10}A_{11}A_{12}$ is equal to the sum of the areas of the pentagons $BA_{12}A_1A_2A_3$, $CA_3A_4A_5A_6$ and $DA_6A_7A_8A_9$. Therefore finally the regular dodecagon inscribed in the circle is equal to the sum of three squares.

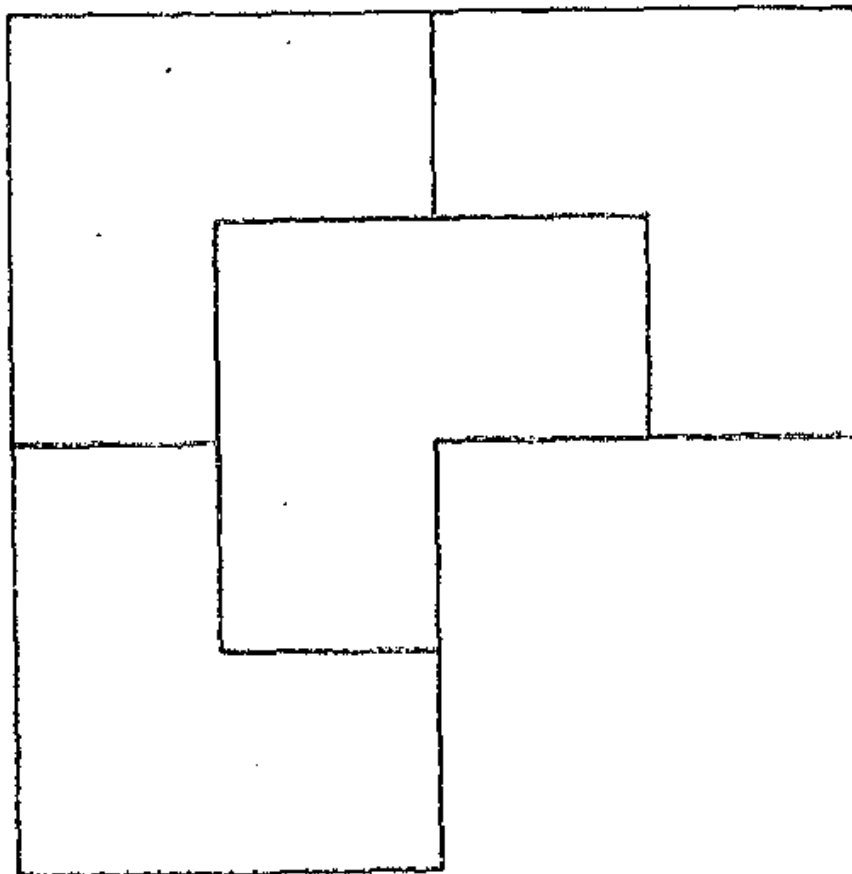
3. *How can the three squares composed as shown in Figure 27 be decomposed into four congruent parts?*



27. ábra.

A megoldást mutatja a 28. ábra.

Figure 28 shows the solution.



28. ábra.

4. Vágjunk szét egy négyzet-alakú papírlapot, húsz congruens háromszögre.

A négyzet egyik csúcsát összekötjük a szembenfekvő oldal középpontjával s ezen egyenessel a szembenfekvő csúcson át [p. 54] párhuzamost vonunk.

4. Let us cut a square-shaped sheet of paper into twenty congruent triangles.

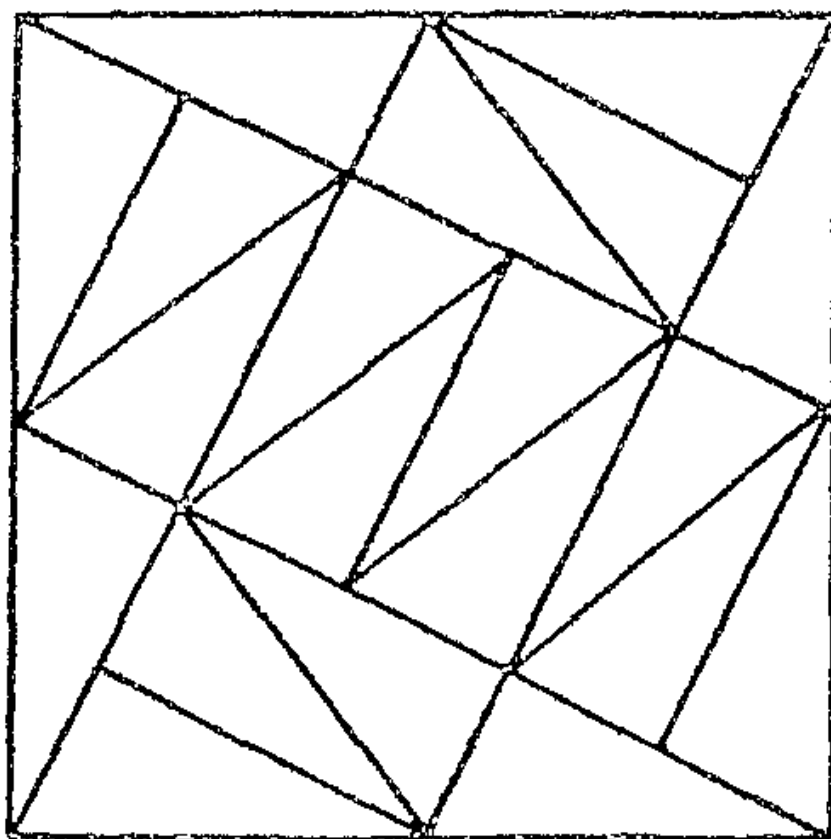
We draw a straight line from one of the vertices of the square to the middle point of the opposite edge, and then draw a line parallel to this straight line through the opposite vertex.

A másik két csúcsból pedig e két egyenesre merőlegest bocsátunk.

From the other two vertices, draw two straight lines perpendicular to the first two lines.

A további szerkesztést már világosan mutatja a 29. ábra.

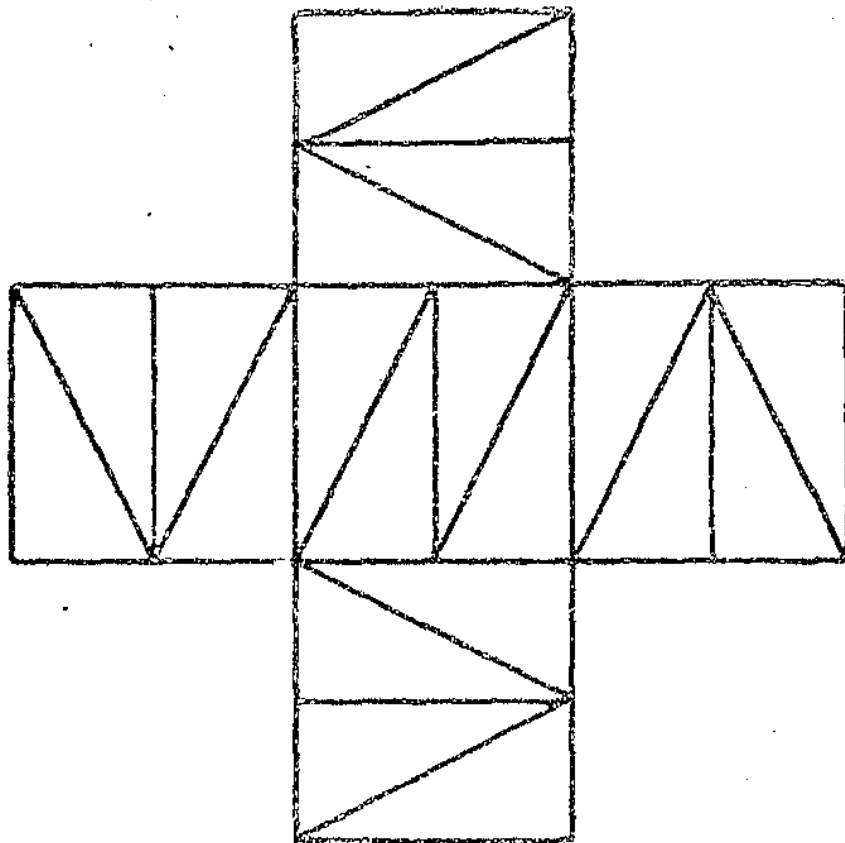
The additional construction is already shown clearly in Figure 29.



29. ábra.

Érdekes, hogy a húsz háromszögből egy keresztalakú idomot rakhatunk össze, mint azt a 30. ábra mutatja.

Interestingly, from the twenty triangles can be put together in a cross-shaped form as shown in Figure 30.



30. ábra.

Sokkal nehezebb már a következő feladatok megoldása:

[p. 55]

5. *Bontsunk fel egy négyzetet hét oly részre, hogy ezen részekből három congruens négyzetet alkothassunk.*

The solutions to the following problems are much more difficult:

5. *Let us decompose a square into seven parts so that we can form three congruent squares from these parts*.*

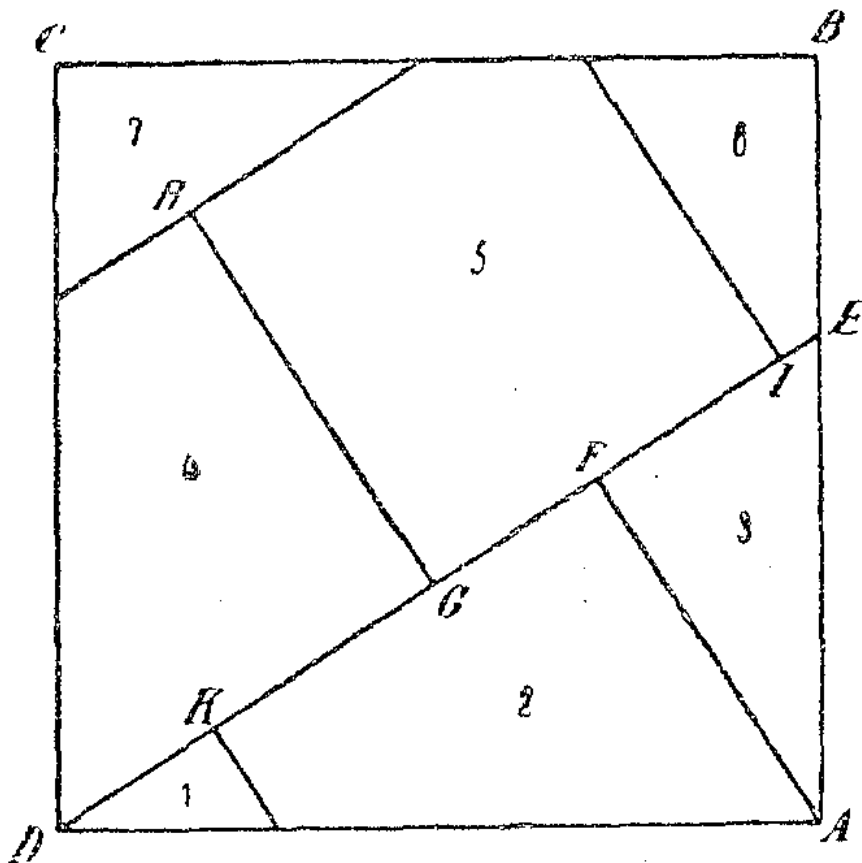
*Note of the translator:

This problem and its solution are the same as those of LUCAS: *Récréations mathématiques* vol. 2 in 1883 [149], Chapter 5 “Les jeux de casse-tête (jigsaw puzzles)”, the section of “Transformations d’un carré (Transformations of a square)”, p. 145. LUCAS cited COATPONT’s article “Sur un problème de M. Busschop” (1877) [34], in which the same problem and the same solution as LUCAS’ were treated. COATPONT mentioned a BUSSCHOP’s problem in the book of Eugène Charles CATALAN (1814–1894) *Théorèmes et problèmes de géométrie élémentaire* (1872) [29], in which just the same problem and the same solution as COATPONT’s are presented on p. 194. We cannot follow more ancient appearance of this problem, but a similar problem was treated already by Abū’l-Wafā’ al-Būzjānī in the 10th century (see my discussion on p. 26.)

[p. 56]

Az $ABCD$ négyzet (31. ábra) AB oldalára felmérjük a négyzet átlójának felével egyenlő AE darabot és DE -re az AF és CG merőlegeseket bocsátjuk, a H , I és K pontokat pedig megkapjuk, ha a GH , GI és FK egyeneseket AF -fel egyenlőknek vesszük fel.

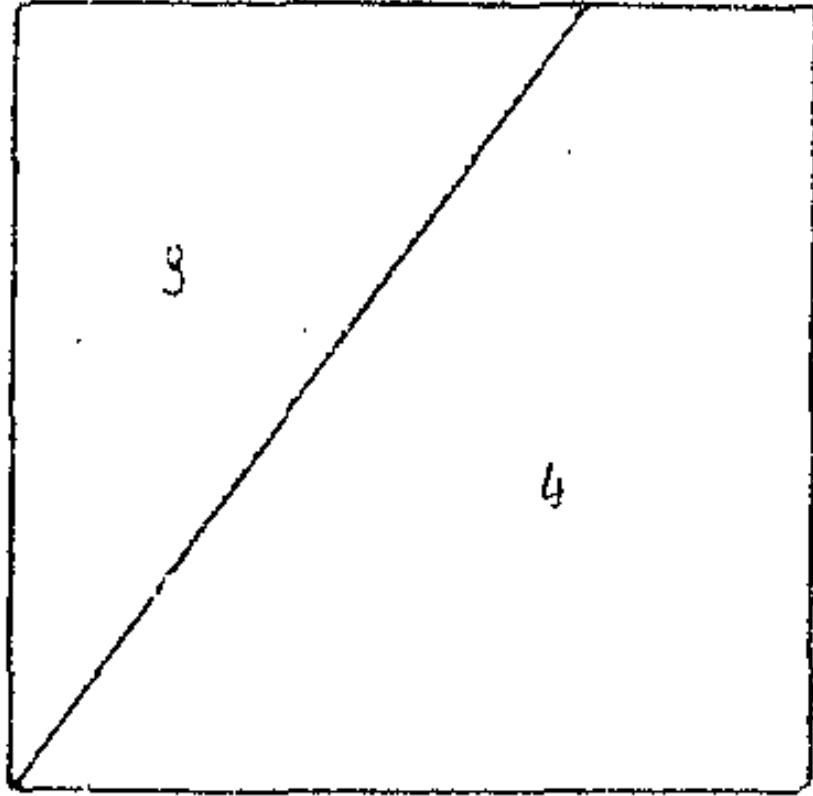
On the edge AB of the square $ABCD$ (Figure 31), we measure the line segment AE equal to the half of diagonal of the square, draw AF and CG perpendicular to DE , and we fix the points H , I and K so as [the length of] straight lines GH , GI and FK to be equal to AF .



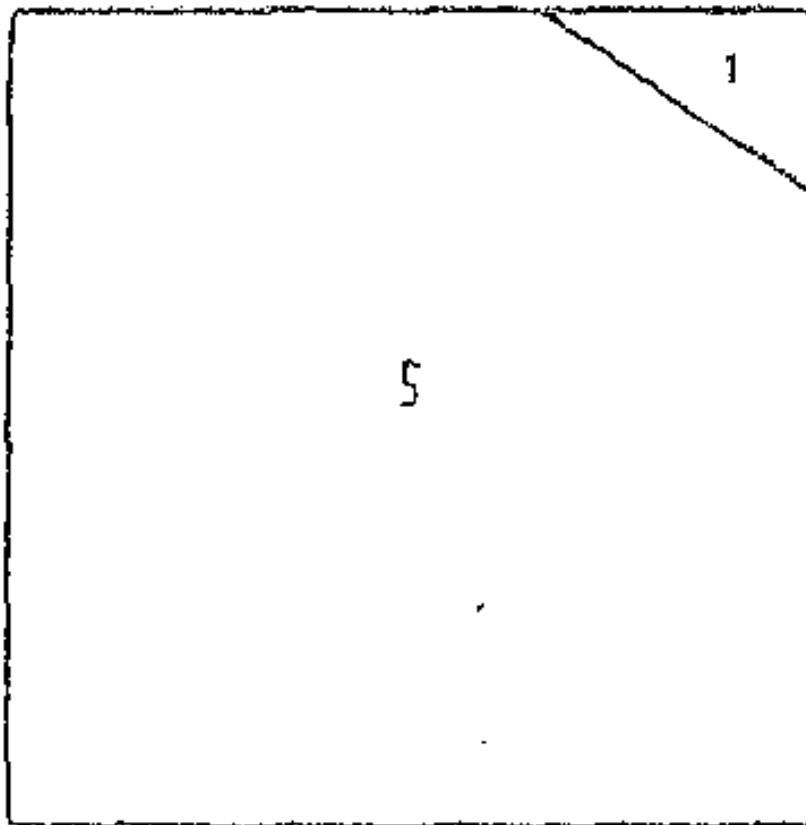
31. ábra.

Végül a K -n, G -n és I -n át AF -fel párhuzamosakat, H -n át pedig rája merőleges egyenest rajzolunk. Az így keletkező hét részből a 32., 33., és 34. ábrában látható módon három congruens négyzetet állíthatunk össze.

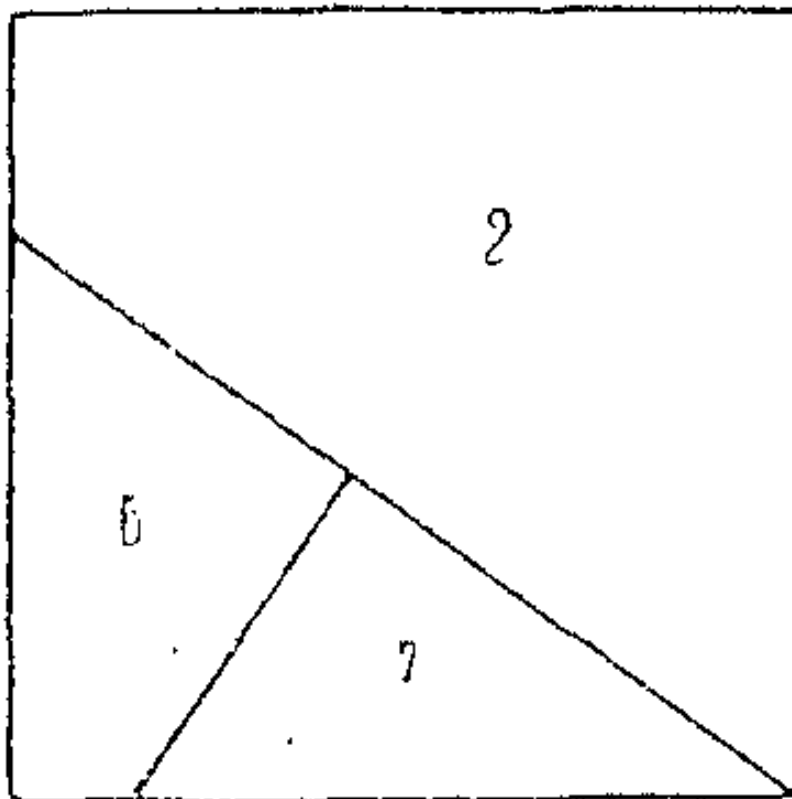
Finally we draw straight lines parallel to AF crossing the K , G and I , and a straight line perpendicular to it crossing H . Then we can construct three congruent squares from the resulting seven parts in the manner shown on Figures 32, 33, and 34.



32. ábra.



33. ábra.



34. ábra.

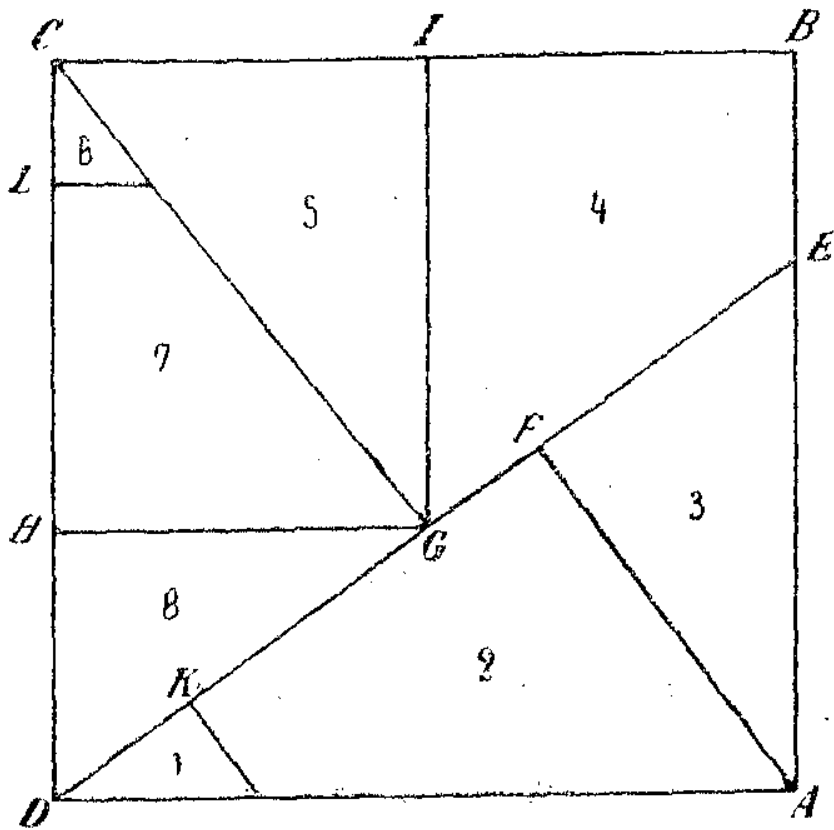
6. Bontsunk fel egy négyzetet úgy nyolcz részre, hogy e részekből két oly négyzetet állíthassunk össze, hogy a nagyobb a kisebbik kétszeresével legyen egyenlő.

6. Divide a square into eight parts. From these parts, let us compose two squares so that the larger square is equal to twice as large as the smaller one.

[p. 57]

Az E, F, G és K pontokat (35. ábra) az előbbi szerkesztés segítségével határozzuk meg, majd G -n át megrajzoljuk a négyzet oldalaival párhuzamos GH, GI egyeneseket és H -tól C felé felmérjük a $HL = HG$ távolságot.

We define the points E, F, G and K (Figure 35) with the help of the first construction, then crossing G we draw straight lines GH and GI which are parallel to the edges of the square, and we measure the distance $HL = HG$ from H towards C .

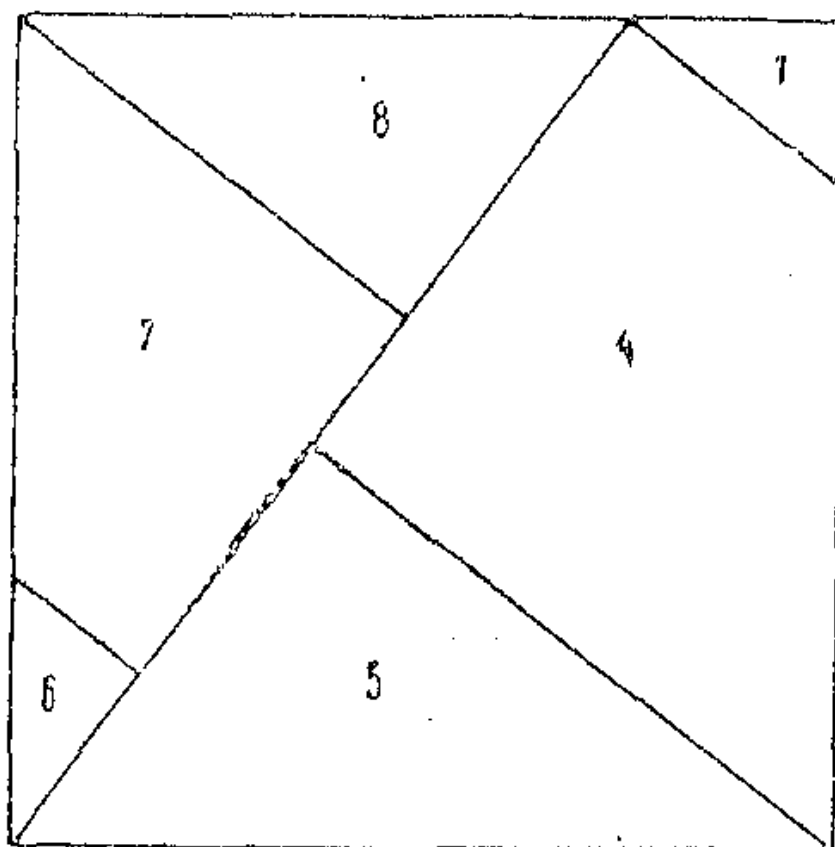


35. ábra.

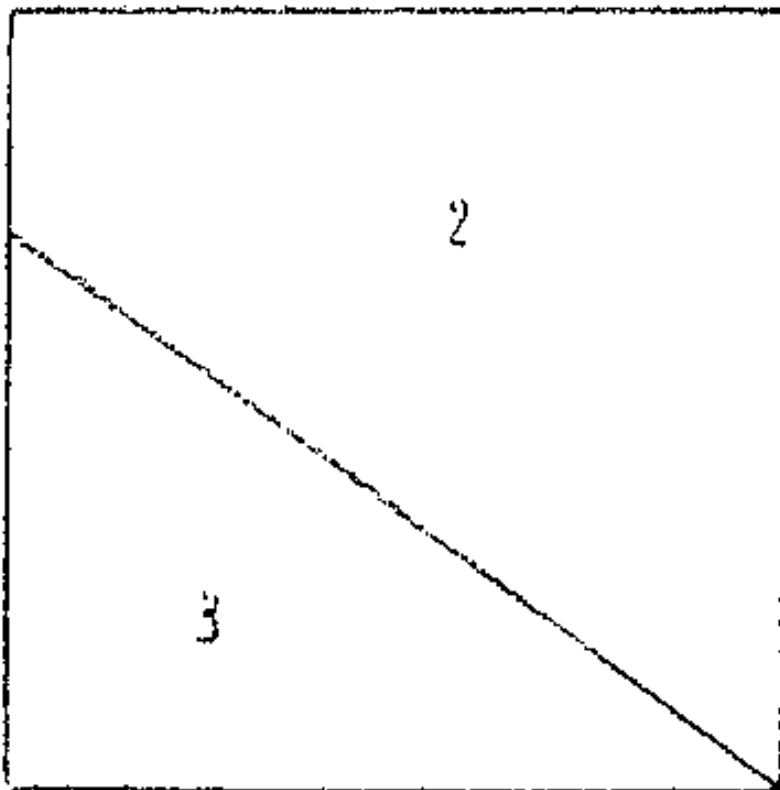
[p. 58]

A keletkező nyolcz részt a 36. és 37. ábrában látható módon elhelyezve, valóban két oly négyzetet nyerünk, hogy az egyik a másiknak a kétszerese.

The resulting arrangement of the eight parts is shown in Figures 36 and 37. We get indeed two squares, one of which is twice as large as the other one.



36. ábra.



37. ábra.

Végül még két ilyen feladatot említünk, de ezekben a szerkesztés olyan bonyolódott és hosszúságos, hogy a szerkesztés leírása nélkül, csakis a felbontást és összeállítást mutató ábrákat mutatjuk be.

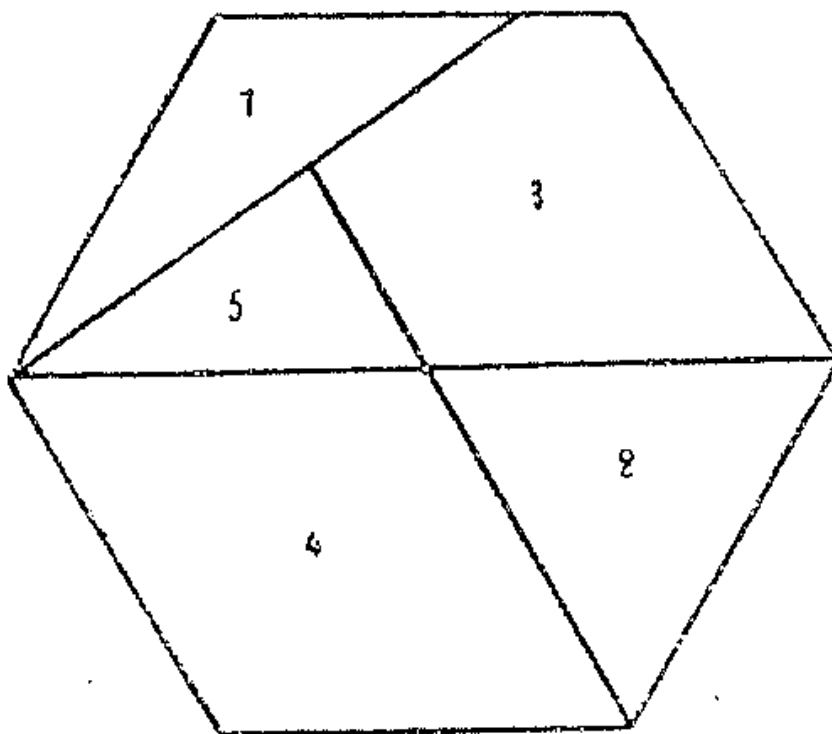
[p. 59]
Ez a két feladat a következő:

We finally mention two problems, but these construction was getting so complicated and lengthy that we present only figures indicating the decomposition and recomposition without description on the construction.

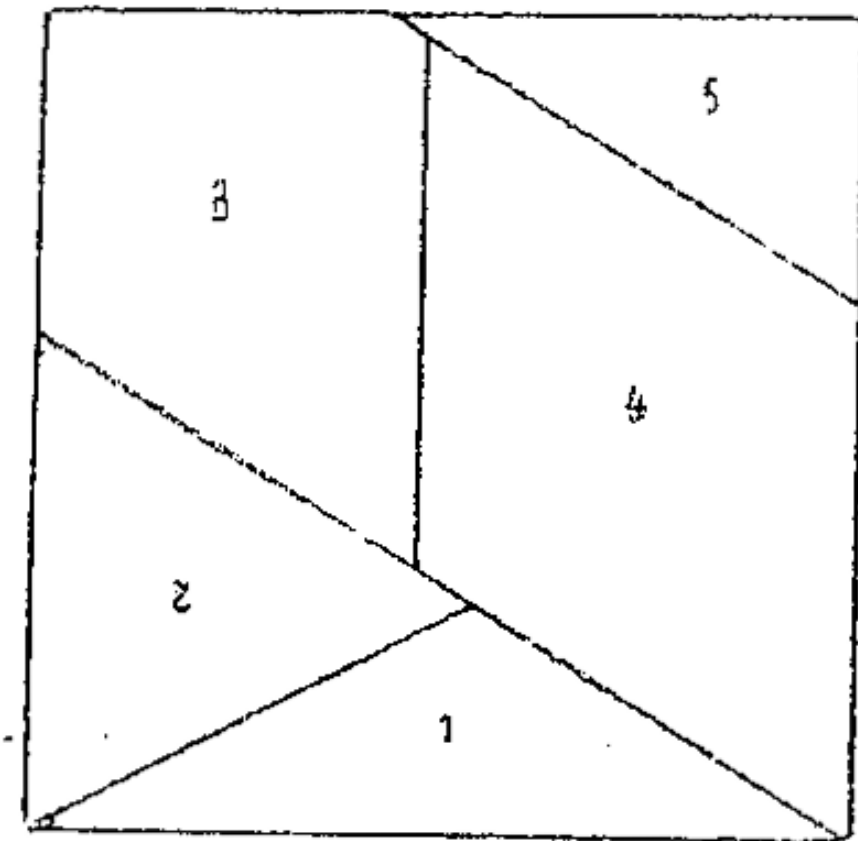
These two problems are as follows:

7. Bontsunk fel egy szabályos hatszöget öt oly részre, hogy ezen részekből egy négyzetet rakhassunk össze. A megoldást mutatja a 38. és 39. ábra.

7. Decompose a regular hexagon into five parts so that a square can be composed together from these parts. Shows the solution in Figures 38 and 39.



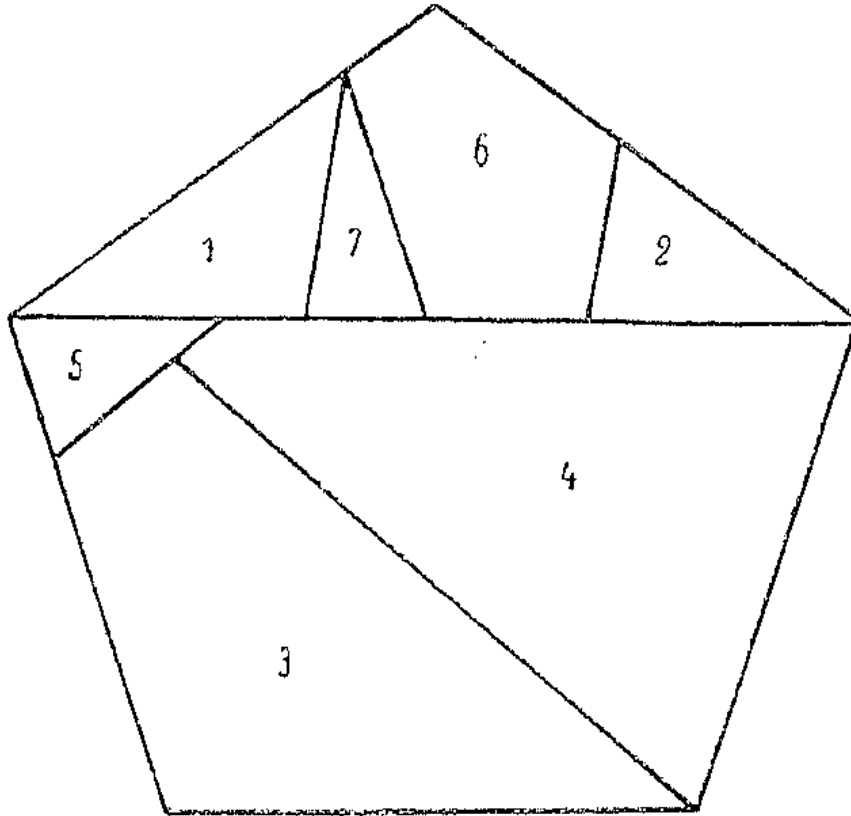
38. ábra.



39. ábra.

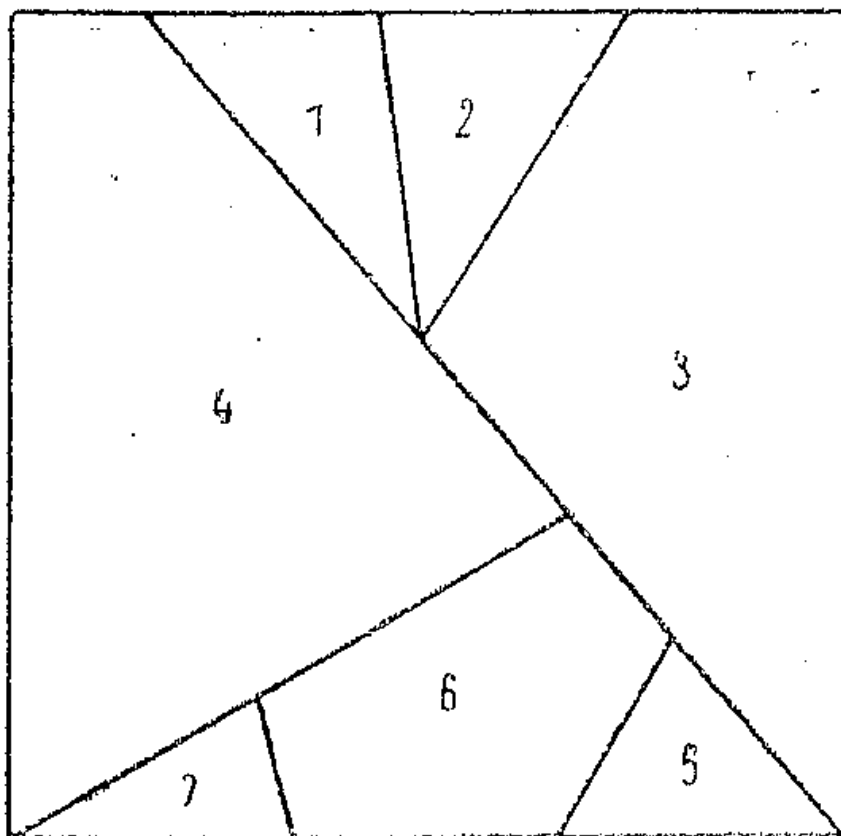
8. Bontsunk fel ugyanezen feltétellel egy szabályos ötszöget hét részre (40. és 41. ábra).

8. Decompose a regular pentagon into seven parts under the same conditions as above (Figures 40 and 41).



40. ábra.

[p. 60]



41. ábra.

Vége az első sorozatnak.

The end of the first series.

4.7 Felhasznált munkák: List of works used

[p. 61]

Ahrens: Mathematische Unterhaltungen und Spiele. (Leipzig, Teubner, 1901.)

Bachet: Problèmes plaisants et délectables, qui se font par les nombres. (Paris, Gauthier-Villars, 1874.)

Ball: Récréations et problèmes mathématiques. (Paris, Hermann, 1898.)

Fourrey: Récréations arithmétiques. (Paris, Nony, 1901.)

Lucas: Récréations mathématiques, I–IV. (Paris, Gauthier-Villars, 1895.)

Lucas: L'arithmétique amusante. (Paris, Gauthier-Villars, 1895.)

(*Ozanam*:)* Récréations mathématiques. (Rouen, Osmont, 1629.)

Rebière: Mathématiques et mathématiciens. (Paris, Nony, 1898.)

Schubert: Mathematische Mussestunden, I–III. (Leipzig, Göschen, 1900.)

* Névtelenül jelent meg.

* Anonymously appeared.

Továbbá a „Középiskolai Matematikai Lapok“, „Mathesis“ (Paris, Gauthier-Villars, 1901.) című folyóiratok egyes kisebb közleményei.

Furthermore, individual smaller reports in journals called *Középiskolai Matematikai Lapok* (*High-school mathematical reviews*), *Mathesis* (Paris, Gauthier-Villars, 1901.)

*Note of the translator:

AHRENS' book of 1901 [1] was later augmented and divided into two volumes [3, 4]. KÓNIG later referred to these augmented editions in his treatise of 1936 [121].

BACHET's first edition was published already in 1612 [7]. KÓNIG here referred to the third edition revised, simplified and augmented by A. LABOSNE [9]. See my note on p. 106.

BALL's first edition in English was published in 1892 [12]. KÓNIG referred to the French translations by FITZ-PATRICK in his books of mathematical recreations [86, 87] as well as in his treatise of 1936 [121]. See also p. 28 for this topic.

FOURREY's first edition was published in 1899 [65]. KÓNIG referred to the second edition. LUCAS' *Récréations mathématiques* was first published in 1882 (vol. 1) [148], 1883 (vol. 2) [149], 1893 (vol. 3) [151] and 1894 (vol. 4) [152]. KÓNIG did not refer to another important book of LUCAS *Théorie des nombres*, which was published in 1891 [150], although this book includes many recreational problems. I suppose that, when KÓNIG published his books on mathematical recreations in 1902 and 1905, he did not know this book of LUCAS. KÓNIG later referred to this book of LUCAS in his treatise *Theorie der endlichen und unendlichen Graphen* (1936 [121]) for a recreational problem on the minimum number of strokes to trace a graph.

The anonymously published *Récréations mathématiques : Composées, de plusieurs problèmes, plaisans & facétieux, d'arithmetique, geometrie, astrologie, optique, perspective, mecanique, chymie, & d'autres rares & curieux secrets... Premiere et seconde partie. La troisieme partie, contient un recueil de plusieurs gentilles & recreatives inventions de feux d'artifice : la maniere de faire toutes sortes de fuzées, simples & composées : le tout représenté par figures* [5] in 1629 was not written by OZANAM (1640–1718) because of the year. However, OZANAM published *Récreations mathématiques et physiques* in 1694 [165]. On p. 289 and p. 297 of the present dissertation, I suppose that KÓNIG referred to OZANAM's book of 1694, not to the book of 1629.

REBIÈRE's book was first published in 1889 [177]. KÓNIG referred to the third edition [178].

SCHUBERT's book was first published in 1897 [187]. In the edition of 1900, it was much augmented and divided into three volumes [189]. According to SINGMASTER [240], it appeared also in an abbreviated one-volume form in 1904.

Chapter 5

Mathematikai Mulatságok 2: Mathematical recreations 2

Here is the original text with my translation of *Mathematikai Mulatságok, második sorozat* (Mathematical recreations, second series) by Dénes KÖNIG, 1905.

5.1 A matematikai valószínűségről: About the mathematical probability

[p. 3]

Valamely esemény bekövetkezésének *matematikai valószínűségén* az illető esemény bekövetkezésére kedvező esetek és az összes lehetséges esetek számának a viszonyát értik. E szerint pld. annak a valószínűsége, hogy az 1–9 számokkal megjelölt teljesen egyforma kilenc golyó közül épen a 4-eset válasszuk, $\frac{1}{9}$, mert az összes lehetséges kilenc eset közül a kérdéses esemény bekövetkezésére csak egy kedvező.

The relation between the number of favourable cases and the number of all the possible cases is understood as *mathematical probability* of the occurrence of one event among the related events. According to this, for example, from nine bullets which are totally alike and marked with the numbers 1–9, the probability of choosing the bullet 4 is just $\frac{1}{9}$, because only one case is favourable among all nine possible cases of occurrences of related events.

A matematikai valószínűség értelmezéséből következik, hogy ha két, ugyanazon eseménycsoport alá tartozó és egymástól független esemény egyikének v_1 , másikának v_2 a valószínűsége, akkor annak a valószínűsége, hogy a kettő egyike bekövetkezzék: $v_1 + v_2$, míg annak a valószínűsége, hogy mindkettő (egyidőben, illetve egymásután) bekövetkezzék: $v_1 v_2$.

Hogy pld., a fenti példára térve vissza, vagy a 4-es, vagy 6-os golyót húzzuk ki egy húzásra, annak valószínűségét $\frac{2}{9}$ fejezi ki, míg annak valószínűsége, hogy először 4-est és aztán ezt visszatéve, a 6-ost húzzuk ki, csak $\frac{1}{81}$.

[p. 4]

A valószínűségszámítás különösen hazardjátékok tétjeinek megállapításánál alkalmazható. Ha annak valószínűsége, hogy A nyer v_1 , míg azé, hogy B nyer v_2 , akkor a játék az esetben lesz csak igazságos, azaz csak az esetben nem lesz egyiknek sem fölénye a másik fölött, ha A tétje (t_1), úgy aránylik B -éhez (t_2), mint $v_1 : v_2$. Tegyük fel ugyanis, hogy az összes n eshetőség közül A csak a , B pedig b esetben nyer, úgy, hogy

The interpretation of the mathematical probability brings the following. Suppose that two events are in one same group of events, and they are independent from each other. If one of the events has v_1 of probability, and the other one has v_2 of probability, then the probability that one of them occurs is $v_1 + v_2$, while the probability that both of them (simultaneously, or precisely successively) occur is $v_1 v_2$.

For example, returning to the example above, the probability that we draw the bullet 4 or 6 in one draw is $\frac{2}{9}$. On the other hand, the probability that we draw the bullet 4 first and put this back, and afterwards we draw the bullet 6 is only $\frac{1}{81}$.

The calculation of probability is particularly applicable to the statement of stakes of gambings. Suppose that the probability of winning of A is v_1 and the probability of winning of B is v_2 . Then the game will be fair, that is, one of them will not have superiority to the other nor vice versa, only if the proportion of the stake of A (t_1) to the stake of B (t_2) is $v_1 : v_2$. Suppose that, among all n possibilities, A wins only a cases, and B wins only b cases as follows:

$$v_1 = \frac{a}{n}, \quad v_2 = \frac{b}{n}; \quad (1)$$

n játék után tehát a legvalószínűbb, hogy A elnyerte B -nek a -számú tétjét, azaz nyert at_2 -t, míg B nyert A -tól bt_1 -et. A játék kiegyenlítődik tehát, ha

Then after n games, it is the most probable that A won a times stakes, that is, at_2 from B , while B won bt_1 from A . Then the game is a tie if

$$at_2 = bt_1, \quad \text{azaz (that is)} t_1 : t_2 = a : b$$

(1) alapján e feltétel, mint előre ki-mondottuk, így is írható:

Using the equation (1) mentioned above, this condition can be written also as follows:

$$t_1 : t_2 = v_1 : v_2$$

Ha a játék hirtelenül abbamarad, akkor is a valószínűségszámítás szabja meg a betétnek a játékosok között való igazságos elosztását.

If the game is interrupted, then a calculation of probability defines the fair distribution of stake between the players.

A betét t. i. nem mindig egyenletesen osztandó ki a játékosok között, mert természetes, hogy az, aki a nyereséhez már közelebb jutott, nagyobb összeget követelhet, mint az, ki az eddigi játék alatt csak kevesebbel jutott előre.

In fact, the stake is not always equally distributed between the players, because it is natural that, during the game is played, the person who is already near the winning prize can require a larger amount than the person who is still far from the winning prize.

A és B pld. megállapodik, hogy az nyeri mindkettőjük betétjét, aki előbb nyer öt játékot. Nyeresi esélyeik egyformák lévén, tétjük is ugyanaz. Miután A négy, B pedig három játékot nyert, a játék abbamarad.

For example, A and B agree that if any of them wins five games first, the one wins the stake. Their winning chances are equal, so their stakes are equal. After that, A won four games and B won three games, then the game finished.

Kérdés, hogy betétjük milyen arányban osztandó fel közöttük. Hogy 4 : 3, A és B nyert játékainak a viszonya, általában nem a helyes arányt adja, kitűnik onnan is, hogy ez nem lehet független a betét elnyeréséhez szükséges nyerendő játékok számától.

Here is a question: in which proportion should their stakes be shared between them? Their games have the relation of 4 : 3 between the games A won and the games B won. Generally, it does not give a correct proportion*. It becomes clear also from here that this proportion can not be independent from the number of winning games which is necessary for the gain of stake.

*Note of the translator:

The “correct proportion” signifies the proportion reasonable from their equal winning chances in the fifth game.

Világos ugyanis, hogy sokkal kisebb volna az A és B nyerési [p. 5] esélye közötti különbség, ha nem 5, hanem például 25 nyert játék volna szükséges a tétet elnyeréséhez. Hogy a helyes arányhoz jussunk, azt kell tekinteni, hogy miképpen folytatódhatott volna a játék.

In other words, it is clear that the difference between the winning chance of A and that of B would be much smaller if, for example, winning not 5 but 25 games were necessary for the gain of stakes. To ensure the correct proportion, we have to consider how the game could have been continued.

Két játék mindenesetre eldönti a tétet sorsát. Ha u. i. csak egyet a kettő közül A nyer, már megvan az öt nyert játéka; ha mindkettőt elveszíti, akkor B nyerte el a betétet. Tegyük fel egyöntetűség kedvéért, hogy mind a két játékot okvetlenül kijátsszák, még ha A nyeri is az elsőt, és így a második játék már nem gyakorolhat befolyást. Négy eset lehetséges, melyek közül egyik sem valószínűbb, mint a másik:

Two games determine whatever the fate of the stakes. In other words, if A wins only one of two games, then A won five games; if A loses both of two games, then B won the stake. Let us assume for uniformity that all two games are surely finished, and that the second game can not be influenced by the first game even if A wins the first game. Four events are possible, and none of them is more probable than the others:

1. Az első játékot megnyeri A, a másodikat A
2. Az első játékot megnyeri A, a másodikat B
3. Az első játékot megnyeri B, a másodikat A
4. Az első játékot megnyeri B, a másodikat B

Az 1., 2., 3., esetben A a győztes és csak a 4.-ben húzza ki B a tétet. Annak a valószínűsége tehát, hogy A , illetve B győzzön $\frac{3}{4}$ és $\frac{1}{4}$. A betét is tehát $3 : 1$ arányban osztandó ki, A kapván a nagyobb részt.

Hasonlóképpen nyerhető az az eredmény is, hogy három játékos esetében, ha 4, 3, illetve 2 nyert játékoknak a száma

1. A wins the first game, A wins the second game.
2. A wins the first game, B wins the second game.
3. B wins the first game, A wins the second game.
4. B wins the first game, B wins the second game.

A is the winner in the cases 1, 2, 3, and B draws the stakes only in the case 4. Then the probability of winning of A is $\frac{3}{4}$, and that of B is $\frac{1}{4}$. Therefore the stake is distributed in the proportion of $3 : 1$, and A receives the larger part.

Similarly, in the case of three players, the result can be as follows: if one of the players won 4 games, another won 3 games, and the other won 2 games, then the probability of winning 5 games of the first, the second or the third player is:

$$\frac{19}{27}, \frac{6}{27}, \frac{2}{27}$$

fejezi ki annak valószínűségét, hogy az első, második vagy harmadik játékos jut előbb 5 nyert játékhoz. A játék abbahagyása esetén tehát $19 : 6 : 2$ arányban osztandó el az együttes betét, ha megállapodásuk szerint öt nyert játék lett volna szükséges annak elnyeréséhez.

for each. In the case of interrupting the game, the common stake is to be divided in the proportion $19 : 6 : 2$ if winning of five games would have been necessary for their getting of stakes according to their agreement.

Nem kell elfelejteni, hogy a nyert eredmények csak akkor igazságosak, ha valamennyi játékos ugyanazon valószínűséggel nyeri az egyes játszmákat, azaz ha csak a sors és nem az esetleges tehetség vagy [p. 6] gyakorlottság dönti el azokat.

Ellenkező esetben is végezhetőek ezek a megfontolások, csak a játékosok nyerési valószínűségének viszonyát kell számokkal megadnunk. Ez esetben a számítások sokkal bonyolultabbak lesznek, s így ezekkel nem is foglalkozunk, csak egy eredményt említünk.

A kétszer olyan jól játszik, mint B , azaz annak valószínűsége, hogy A nyer egy játékot: $2/3$, míg B csak $1/3$ valószínűséggel nyer. Megállapodnak, hogy az a nyertes, aki előbb nyer meg hat játékot. Az első hat játék közül A 4-et, B pedig 2-t nyer. Ha a játék a hatodik játszma után abbamarad, a betét $232 : 11$ arányban osztandó fel köztük, természetesen A -nak jutván a nagyobbik rész.

We should not forget that the won results are correct only if every player wins each game in an equal probability, that is, only if neither the potential talent nor the practice but only the luck decides them.

These considerations can be made also in the opposite case. We only have to consider the numbers related to the probability of winning of players. In this case, the calculations will be much more complicated, so we do not deal with them, and we mention only one result.

A plays two times better than B , that is, the probability of winning of A is $\frac{2}{3}$, while B wins with only $\frac{1}{3}$ probability. The final winner is the one who wins six games first. Among the first six games, A wins 4 games, and B wins 2 games. If the game is interrupted after the sixth game, the stake is to be shared between them in the proportion $232 : 11^*$, of which the bigger part is naturally left for A .

*Note of the translator:

If they continue the game, the cases that A wins and the cases that B wins are as follows:

final winner \ game	7th	8th	9th	10th	11th
A	A	A	-	-	-
	A	B	A	-	-
	A	B	B	A	-
	A	B	B	B	A
	B	A	A	-	-
	B	A	B	A	-
	B	A	B	B	A
	B	B	A	A	-
	B	B	A	B	A
	B	B	B	A	A
B	A	B	B	B	B
	B	A	B	B	B
	B	B	A	B	B
	B	B	B	A	B
	B	B	B	B	-

Considering the winning probabilities $\frac{2}{3}$ of A and $\frac{1}{3}$ of B , the proportion of their probabilities is:

$$v_A : v_B = (2 \cdot 2 \cdot 3 \cdot 3 \cdot 3 + \dots + 1 \cdot 1 \cdot 1 \cdot 2 \cdot 2) : (2 \cdot 1 \cdot 1 \cdot 1 \cdot 1 + \dots + 1 \cdot 1 \cdot 1 \cdot 1 \cdot 3) \\ = 232 : 11$$

A matematika egy ágában sem olyan nehéz talán a tévedések kikérelése, mint a valószínűség számításban. Meggyőződhetünk erről a következő, különben igen egyszerűnek látszó probléma tárgyalásánál.

Mi annak a valószínűsége, hogy feldobván három pénzdarabot, mind a három ugyanazon (fej- vagy írás-) oldalra essék?

Among the branches of mathematics, It may be the most difficult to avoid mistakes in the calculation of probability. We can make sure of this below, where the description of problem seems very simple.

In tossing three coins, what is the probability that all the three coins fall showing the same (obverse or reverse) side?

Mínt hogy csak fej- és írásoldal van, a három darab közül kettő mindig ugyanazon oldalra esik. Annak a valószínűsége, hogy a harmadik egy bizonyos oldalra essék: $\frac{1}{2}$, s így ez a valószínűsége annak is, hogy a harmadik pénzdarab ugyanazon oldalra essék, amelyre az első kettő esett.

Tehát $\frac{1}{2}$ volna a kérdéses valószínűség. Másrészt annak a valószínűsége, hogy az első pénzdarab fej oldalra essék, $\frac{1}{2}$. Ugyancsak ez a valószínűsége annak is, hogy a második, valamint annak is, hogy a harmadik fej oldalra essék.

Hogy tehát mind a három fej oldalra essék, annak $\frac{1}{2} \cdot \frac{1}{2} \cdot \frac{1}{2} = \frac{1}{8}$ a valószínűsége. Természetesen annak is $\frac{1}{8}$ a valószínűsége, hogy mind a három írásoldalra essék. Így tehát annak valószínűsége, hogy mind a három ugyanazon oldalra essék: $\frac{1}{8} + \frac{1}{8} = \frac{1}{4}$.

[p. 7]

Melyik most már a helyes eredmény: $\frac{1}{2}$ vagy $\frac{1}{4}$? Tényleges kísérletezéssel is rájuthatunk, hogy az utóbbi. A hiba az első bizonyításba ott kerül be, midőn ott a „harmadik“ pénzdarabról, mint egy teljesen meghatározottról beszélünk, pedig az esetenként más és más; valamint az a két pénzdarab is, mely ugyanazon oldalra esik, nem lesz mindig ugyanaz a két pénzdarab.

There are only one obverse side and one reverse side, therefore two of three coins fall showing the same side without fail. The probability that the third coin shows a certain side is $\frac{1}{2}$. Then it is also the probability that the third coin falls showing the same side as the first two coins.

Therefore $\frac{1}{2}$ would be the probability asked for. On the other hand, the probability that the first coin falls showing the obverse side is $\frac{1}{2}$. It is the same as the probability that the second coin falls showing the obverse side, as well as the probability that the third coin falls showing the obverse side.

Therefore the probability that all three coins fall showing the same side is $\frac{1}{2} \cdot \frac{1}{2} \cdot \frac{1}{2} = \frac{1}{8}$. Naturally, $\frac{1}{8}$ is the probability that all three coins show the reverse side. So the probability that all three coins show the same side is $\frac{1}{8} + \frac{1}{8} = \frac{1}{4}$.

Now which one is the correct result: $\frac{1}{2}$ or $\frac{1}{4}$? The actual experimentation can make it clear that the latter one is correct. The mistake gets into the first demonstration when we talked about the “third” coin as a totally fixed one. But there are some cases that the third one is another one; and the two coins which fall showing the same side will not always be the same two coins.

A következő valószínűségszámítási kérdés is könnyen okozhat nehézségeket. *Egy edényben n -számú krajcár van; bizonyos számú krajcárt (legalább egyet) kivesszünk belőle. Mi a valószínűsége annak, hogy a kivett krajcárok száma páros, és mi azé, hogy páratlan?*

Ha n páros szám, akkor első pillanatban úgy látszik, hogy e két valószínűség egyenlő, azaz mind a kettő $\frac{1}{2}$, hiszen 1-től n -ig ez esetben ugyanannyi a páros, mint a páratlan szám, t. i. $\frac{n}{2}$. Mégis kitűnik, hogy páros n esetében sem lesz $\frac{1}{2}$ a kéréselt valószínűségek értéke, ha meggondoljuk, hogy n például 6 lévén, annak a valószínűsége, hogy 2 krajcárt veszünk ki, nem ugyanaz, mint azé, hogy 3-at veszünk ki.

Valóban 6 krajcárból 1, 3 és 5 krajcár

$$6, \quad \frac{6 \cdot 5 \cdot 4}{1 \cdot 2 \cdot 3} = 20, \quad \frac{6 \cdot 5 \cdot 4 \cdot 3 \cdot 2 \cdot 1}{1 \cdot 2 \cdot 3 \cdot 4 \cdot 5} = 6$$

félekép vehető ki, páratlan számú tehát összesen 32-féleképen.

The next question on calculation of probability may easily cause difficulties. *There are n -kreuzers in a pot; we take a certain number of kreuzers (at least one) out of it. What is the probability that the number of the taken kreuzers is an even number, and what is that of an odd number?*

If n is an even number, then it seems at first sight that these two probabilities are equal, that is, each of them is $\frac{1}{2}$, because in this case, there are as many even numbers as odd numbers from 1 to n , that is, $\frac{n}{2}$. However, it will be clear that in the case of even n the value of the probabilities asked for will not be $\frac{1}{2}$. If we consider the case of $n = 6$ for example, then the probability that we pick up 2 kreuzers is not the same as the probability that we pick up 3 kreuzers.

In fact, the combinations that we can take 1,3 and 5 kreuzer(s) out of 6 kreuzers are:

Therefore, there are 32 combinations in total.

Páros számúra hasonlóképpen a 31-es számot nyerjük. Így tehát $n = 6$ esetében annak a valószínűsége, hogy páros, illetve páratlan számú krajcárt vegyünk ki, $\frac{3}{6} \cdot \frac{1}{3}$ és $\frac{3}{6} \cdot \frac{2}{3}$. Látjuk tehát, hogy a valószínűségek, bár igen közel vannak hozzá, mégsem $\frac{1}{2}$ -del egyenlők.

Általánosságban minden (páros és páratlan) n -re kimutatható, hogy *páratlan számú krajcár kivétele a valószínűbb eset*. Ismeretes ugyanis, hogy n elemből $1, 2, \dots, n$ elem kiválasztása

We get similarly 31 combinations for the even number. Therefore in the case of $n = 6$, the probability that we take an even number of kreuzers is $\frac{31}{63}$, and that for an odd number is $\frac{32}{63}$. We see therefore that these probabilities are very near to $\frac{1}{2}$.

Generally, it can be proven for any n (even and odd) that *the case of taking an odd number of kreuzers out is more likely to happen*. Therefore it is known that, for the selection of $1, 2, \dots, n$ element(s) from n elements, there are

$$n, \binom{n}{2}, \binom{n}{3}, \dots, 1$$

[p. 8]
félekép történhetik. E számok összege ismeretes képlet szerint¹):

combinations. According to a known formula, the sum of these numbers is¹):

[p. 9]

$$\binom{n}{1} + \binom{n}{2} + \binom{n}{3} + \dots + \binom{n}{n-1} + \binom{n}{n} = 2^n - 1. \quad (\text{I})$$

Hasonlóképpen páros számú krajcár

Similarly, for an even number of kreuzers, there are

$$\binom{n}{2} + \binom{n}{4} + \dots = 2^{n-1} - 1 \quad (\text{II})$$

félekép, páratlan számú pedig

combinations. And for an odd number of kreuzers, there are

$$\binom{n}{1} + \binom{n}{3} + \dots = 2^{n-1} \quad (\text{III})$$

félekép választható ki. Annak valószínűsége tehát, hogy páros, illetve páratlan számú krajcárt vegyünk ki az edényből:

combinations to be taken out. Therefore the probability that we take an even or an odd number of kreuzers out of the pot is:

$$v_2 = \frac{2^{n-1} - 1}{2^n - 1} \text{ és (and) } v_1 = \frac{2^{n-1}}{2^n - 1}.$$

Valóban tehát mindig $v_1 > v_2$ és 2^{n-1} korona tehető $2^{n-1} - 1$ korona ellenébe, hogy az n -számú krajcár-ból kimarkolt krajcárok száma páratlan.

Therefore indeed always $v_1 > v_2$, and, an odd number of kreuzers can be grasped out of the n -number of kreuzers in 2^{n-1} games, while an even number of kreuzers can be grasped in $2^{n-1} - 1$ games.

*Note of the translator:

“Korona (krone)” is a money unit at that time.

In 1892, the money unit of Hungary was changed as follows:

100 krajcár (kreuzers) = 1 forint (1858-1892);

100 fillér = 1 korona (krone) (1892-1918).

But in this context, “korona” is translated as one game of grasping kreuzers out of a pot.

This chapter concerns combinatorics, and not explicitly the *geometria situs* nor the graph theory. However, KÖNIG treated in 1936 graph theory as a branch of combinatorics (see 7.2 on p. 306). Moreover, considering also the fact that, in all the other chapters of his second book in 1905, he treats something concerning *geometria situs*, which he treats again in 1936 as examples of graph theory, and the fact that the problems treated in his first book in 1902 do not appear in his book of the graph theory in 1936, it is possible that KÖNIG has already established a connection between combinatorics and graph theory as early as 1905.

¹⁾ Az (I), (II), (III), képletek körül elegendő az (I) és (II) bizonyítása, mert (III) ezekből egyszerű kivonással kiadódik. Ami (I)-et illeti, azt egyszerűen úgy nyerjük, hogy az általános binomiális képletben, mely a következő:

$$(a+b)^n = a^n + \binom{n}{1}a^{n-1}b + \binom{n}{2}a^{n-2}b^2 + \dots + \binom{n}{n-1}ab^{n-1} + b^n,$$

mind a , mind b helyébe 1-et írunk. (II) az (I)-ből vezethető le. Az

$$\binom{n}{k} + \binom{n}{k+1} = \binom{n+1}{k+1}$$

alapképlet segítségével ugyanis (I)-ben az első és második, harmadik és negyedik stb. tag egy-egy taggá vonható össze. (I) tehát, ha n páros, így írható:

$$\binom{n+1}{2} + \binom{n+1}{4} + \dots + \binom{n+1}{n} = 2^n - 1$$

és $n = m - 1$ -et téve (m páratlan):

$$\binom{m}{2} + \binom{m}{4} + \dots + \binom{m}{m-1} = 2^{m-1} - 1 \quad (1)$$

Ha n páratlan, (I) baloldalán páratlan számú tag van és így az utolsó tag, melynek értéke 1, a párosításnál fennmarad. Ekkor tehát (I) így alakul;

$$\binom{n+1}{2} + \binom{n+1}{4} + \dots + \binom{n+1}{n-1} + 1 = 2^n - 1$$

¹⁾ Among the equations (I), (II) and (III), it is enough to prove (I) and (II) because (III) is easily extracted from them. Concerning (I), we get it in a simple way with the following general binomial formula:

in which we substitute every a and every b with 1. (II) can be deduced from (I). With the help of the basic formula

We can write the first and the second terms in (I) together in one term, the third and the fourth terms as well, etc. Therefore if n of (I) is an even number, it can be written as follows:

and substituting with $n = m - 1$ (m is an odd number):

If n is an odd number, the number of terms on the left side of (I) is an odd number. The value of the last term is 1, and an even number of terms are remaining. In this case (I) is developed as follows:

és ismét $n = m - 1$ -et helyettesítve (m páros):

and we substitute again with $n = m - 1$ (m is an even number):

$$\binom{m}{2} + \binom{m}{4} + \dots + \binom{m}{m-2} + 1 = 2^{m-1} - 1^* \quad (2)$$

(II) a most levezetett (1) és (2) képleteket *együttessen* fejezi ki.

(II) is expressed *by the unification* of the formulae (1) and (2) just derived.

Épen ez teszi lehetetlenné az utolsó tag kiírását mind (II), mind (III) baloldalán; ez azonban nem okozhat félreértést, minthogy az $\binom{n}{n+1}$, $\binom{n}{n+2}$, ... jelek 0-t jelentenek.

It is totally impossible to write the last term of the left side of every (II) and every (III). However, this cannot bring a misunderstanding because the signs $\binom{n}{n+1}$, $\binom{n}{n+2}$, ... mean 0.

*Note of the translator:

The last term of the left side of the equation (2) is 1, which can be written as $\binom{m}{m}$. This equation is corrected by the translator because the original text has a misprint as follows:

$$\binom{m}{2} + \binom{m}{4} + \dots + \binom{m}{m-2} + 2^{m-1}.$$

5.2 A kettes számrendszerőről: About the binary numeral system

[p. 10]

Több gyakorlatilag is érdekes eredmény vonható le a (közönséges egész) számoknak azon ismeretes tulajdonságáról, hogy bármely számrendszerben (és mindegyikben csak egyféleképp) felírhatók. Ez úgy is kifejezhető, hogy minden szám

More practically interesting results can be drawn from a known property of numbers (general integer) that the integers can be written down in any numeral systems (and with only one method in each system). In other words, all the numbers can be written in the following form:

$$a_1x^n + a_2x^{n-1} + \dots + a_1x^{n-i} + \dots + a_{n-1}x + a_n$$

alakban írható, hol x az egységnél nagyobb egész számot jelent, az a -k pedig a $0, 1, 2, \dots, x-2, x-1$ értékeket vehetik fel. A számok mindennapi (10-es rendszerben való) kiírása is tulajdonképpen ily alakban történik, csak $+$ jeleket és 10-nek hatványait hagyjuk el rövidség kedvéért, minthogy a 0 használatával minden kétértelműség ki van zárva. Természetesen x nem csupán 10-et jelenthet. Némi tekintetben legegyszerűb lesz a számok jelölése, ha x -nek a 2-t választjuk, azaz a kettes rendszerben írjuk a számokat. Ekkor ugyanis az a -k (a számjegyek) csak 0-t vagy 1-et jelenthetnek. Innen következik, [p. 11] hogy a kettes rendszerben való felírás bármely számot, mint 2 különböző hatványainak összegét adja és így minden szám felírható ily összeg alakjában.

where x represents the integer larger by one than the unit*, and the a -s can be one of the values $0, 1, 2, \dots, x-2, x-1$. The usual written form of numbers (base 10 system) is also essentially in this present form, but $+$ signs and the powers of 10 are omitted for abbreviation, because the use of 0 excludes any ambiguity. Of course, x represents not necessarily 10. The representation of the numbers would be simplest from a point of view. If we select 2 as x , then the numbers we write are in the binary system. In this case, a -s (the digits) can be only 0 or 1. Therefore, in the binary system, all the numbers are written uniquely in the form of the sum of any different powers of 2.

*Note of the translator:

That is, x is the *base* of the numeral system.

Ezen alapszik a számok kitalálásának következő módja. Készítsünk k számú számtáblát; az első, második, ... , k -adik tábla első száma legyen rendre, $1, 2, 2^2 = 4, 2^3 = 8, \dots, 2^{k-2}, 2^{k-1}$. Az első $2^k - 1$ szám mind-egyikét most már úgy írjuk ezen k táblára, hogy ha az N szám 2 különböző hatványainak összegeként írva a következő:

Based on this [numeral system], the numbers are written in the following way. Prepare k tables; let the first number of the first, second, ..., k -th table be the sequence $1, 2, 2^2 = 4, 2^3 = 8, \dots, 2^{k-2}, 2^{k-1}$. In these k tables, we write down all the first $2^k - 1$ numbers in the following way: if the number N is written as a sum of different powers of 2 as follows:

$$N = 2^{\alpha_1} + 2^{\alpha_2} + \dots + 2^{\alpha_r}$$

akkor N -et az $\alpha_1 + 1$ -edik, $\alpha_2 + 1$ -edik, ... és $\alpha_r + 1$ -edik táblára írjuk. Ha most már valaki egy 2^k -nél kisebb számot gondol és ideadja mindazon táblákat, melyeken az illető szám előfordul, akkor a gondolt számot megkapjuk, ha ezen táblák első számait összeadjuk. Ez az összeg lesz ugyanis az egyetlen szám, mely ezeken a táblákon, és csak is ezeken, rajta van. Bármily és bárhány táblát választunk is ki a k tábla közül, mindig lesz egy és csak egy szám, mely ezeken és csak ezeken rajta van, t. i. e táblák első számainak összege.*)

*) Hogy ily módon bizonyos táblák kiválasztásával minden a táblákon előforduló szám kiadódik, a következőképpen látható be. A k táblából $1, 2, \dots, k$ tábla $\binom{k}{1}, \binom{k}{2}, \dots, \binom{k}{k}$ féleképp választható ki, s így az ily módon meghatározható számok száma:

$$\binom{k}{1} + \binom{k}{2} + \dots + \binom{k}{k} = (1+1)^k - 1 = 2^k - 1,$$

ami valóban megegyezik a táblákon lévő számok számával.

Ha pl. akkor a táblákon a következő módon kell a számokat elhelyezni:

then write N in the $\alpha_1 + 1$ -th, $\alpha_2 + 1$ -th, ... and $\alpha_r + 1$ -th table. If someone has in his mind a number smaller than 2^k , and gives me all the tables in which the respective numbers occur, then we obtain the number in his mind by means of adding together the first numbers in these tables. This sum will be one and only one number on these tables. No matter which and how many tables are selected from k tables, it will always be one and only one number, which is in these and only these tables, precisely, the sum of the first numbers of the table.*)

*) With the selection of certain tables in this way, it is recognized that all the numbers appear on the tables as follows. There are $\binom{k}{1}, \binom{k}{2}, \dots, \binom{k}{k}$ different ways to select $1, 2, \dots, k$ table(s) from k tables, so the number of the numbers that can be determined in this way is:

which is just the same as the number of all the numbers on the tables.

If, for example, $k = 5$, then the numbers should be placed in the following ways on the tables*:

[p. 12]

I. tábla:

1, 3, 5, 7, 9, 11, 13, 15, 17, 19, 21, 23, 25, 27, 29, 31.

II. tábla:

2, 3, 6, 7, 10, 11, 14, 15, 18, 19, 22, 23, 26, 27, 30, 31.

III. tábla:

4, 5, 6, 7, 12, 13, 14, 15, 20, 21, 22, 23, 28, 29, 30, 31.

IV. tábla:

8, 9, 10, 11, 12, 13, 14, 15, 24, 25, 26, 27, 28, 29, 30, 31.

V. tábla:

16, 17, 18, 19, 20, 21, 22, 23, 24, 25, 26, 27, 28, 29, 30, 31.

*Note of the translator:

Each table represents a digit: "I. tábla (Table I)" represents a digit 2^0 ; "II. tábla (Table II)" represents a digit 2^1 ; and so on. Using this table, a decimal number can be written in the form of a sum of powers of 2. For example, the number 13 appears in the tables I, III and IV, therefore this number is written as " $2^0 + 2^2 + 2^3$ ".

A k más értékeinél is hasonlóan megalkothatók a táblák, melyek a 0-t is beszámítva (melynek a szabály szerint egyiken sem szabad rajta lenni), az első 2^k szám bármelyikének kitalálására alkalmasak. Mindig azt az érdekes eredményt fogjuk látni, hogy a k tábla mindegyikére ugyanannyi szám jut*); $k = 5$ [p. 13] esetében pld. minden tábla 16 számból áll.

*) Ez a következőképpen bizonyítható. Minden a táblákon előforduló szám

Also for the other values of k , including 0, the tables can be similarly constructed (in this case, nothing allowed to be on the table according to the rule), and any of the first 2^k numbers can be composed with the tables. We will see in every case the interesting results that the same number of numbers is written in all the k tables*); for example in the case of $k = 5$, each table consists of 16 numbers.

*) This is proved as follows. The number appearing in all the tables is in the following form:

$$N = a_1 2^{k-1} + a_2 2^{k-2} + \dots + a_{k-i+1} 2^{i-1} + \dots + a_k$$

alakú, hol minden a 1-et vagy 2-t jelent. Valamilyen N szám akkor fog az i -edik táblában (melynek első száma 2^{i-1}) előfordulni, ha 2^{i-1} együtthatója, a_{k-i+1} nem 0, tehát 1. Emellett a többi a -k (melyek $k-1$ számban vannak) akár 0-sal, akár 1-gyel lehetnek egyenlők. Az i -edik táblában előforduló számok száma tehát annyi, mint ahányféleképp a $k-1$ számú $a_1, \dots, a_{k-i}, a_{k-i+1}, \dots, a_k$ jelek helyébe 0 vagy 1 tehető, vagyis: 2^{k-1} . Minthogy a kifejezés független i -től, azért valóban minden táblába ugyanannyi, 2^{k-1} szám jut.

where each a represents 1 or 2. Then a certain number N will occur in the i -th table (the first number of which is 2^{i-1}) if a_{k-i+1} , the coefficient of 2^{i-1} , is not 0 but 1. In addition, the remaining a -s (the number of which is $k-1$) can be equal to 0 or 1. The number of the numbers occurring in the i -th table is the same as the number of $a_1, \dots, a_{k-i}, a_{k-i+1}, \dots, a_k$ of $k-1$, which can be replaced by 0 or 1, that is, 2^{k-1} . Since this term is independent of i , it is just the same for all the tables, and we will get the number 2^{k-1} as a result.

Mennél több táblát készítünk, annál meglepőbb lesz a számok ilyen kitálálása, mert k növekedésével a kitálálható számok száma, $n = 2^k - 1$ rohamosan nő, mint az n és k itt látalható összetartozó értékei mutatják:

The more tables are prepared, the more surprising is the fabrication of numbers, because with the increase of k , the number of numbers $n = 2^k - 1$ increases rapidly, then the values of n and k are shown as follows:

$$k = 3, 4, 5, 6, 7, 8, 9, 10, 11, 12, \dots$$

$$n = 7, 15, 31, 63, 127, 255, 511, 1023, 2047, 4095, \dots$$

A 2-es számrendszerben való felírásukon alapszik a számok kitalálásának következő módja is. Ketten megállapodnak, hogy egy pénzdarab egyik oldala (pld. a „korona“) 1-et s a másik („írás“) 0-t jelentsen. Egyikük felszólít egy harmadikat, hogy egy 32-nél (általában 2^k -nál) kisebb számot gondoljon és mondja meg neki a gondolt számot. Erre ő úgy tud öt (általában k számú) pénzdarabot egymás mellé elhelyezni, hogy a másik, ki a számot nem ismeri, ezt ki tudja találni. Az eljárás az említettek után nagyon egyszerű. A gondolt szám u. i. $k = 5$ esetére szorítkozva

Based on the writing of numbers in the binary system, the numbers can be fabricated also in the following ways. Two people agree that one side of a coin (for example the „head“) means 1, and the other side („tail“) means 0. One of them calls for a third person, thinks of a number less than 32 (generally at 2^k), and tells the third person the number in his mind. According to this, the third person can place five (generally k) coins side by side, and the other, who does not know the number, can find this. The procedure is very simple as follows. The number in his mind, reduced to $k = 5$ in this case, is

$$a_1 \cdot 2^4 + a_2 \cdot 2^3 + a_3 \cdot 2^2 + a_4 \cdot 2 + a_5$$

alakban írható, hol az a -k ismét 1-et vagy 0-t jelentenek. Az első, második, harmadik, negyedik és ötödik pénzdarabot most már „írás“-oldalára, vagy „korona“ oldalára kell fektetni a szerint, hogy a_1, a_2, a_3, a_4 és a_5 0-t vagy 1-et jelent.

Ily módon a szám egyértelműleg meghatározható; például a pénzdarabok következő elhelyezése,

It can be written in a form in which the a -s represent again 1 or 0. The first, second, third, fourth and fifth coins should be placed now showing „tail“ or „head“ of a coin, so that a_1, a_2, a_3, a_4 and a_5 mean 0 or 1.

Thus, the number is uniquely determined, for example, as the following placement of the coins,

KIKKI

holl I az írásoldalt, K a koronaoldalt jelenti, a 2-es rendszer 10110 számát jelenti, ami a tízes rendszerben:

where I means the head [írás], K means the tail [korona]. This placement means the number 10110 of the binary system, which is the following number in the decimal system:

$$1 \cdot 2^4 + 0 \cdot 2^3 + 1 \cdot 2^2 + 1 \cdot 2 + 0 = 22.$$

[p. 14]

Ez esetben is, mint előbb, annál meglepőbb lesz a mutatvány, mennél nagyobbra választjuk a k -t, mert a k pénzdarabbal így meghatározható számok száma (hiszen ez ismét $2^k - 1$) k rohamosan nő.

In this case also, if we choose larger k , this amount will be more surprising than before, because that is the number of numbers k which can be defined with coins (since this is again $2^k - 1$) which increases rapidly.

A 2-es számrendszerről most elmondottak érdekesen alkalmazhatók a súlymérésre. Felmerülhet ugyanis a kérdés, hogy miképpen kell a súlyokat legcélszerűbben úgy megválasztani, hogy 1-től n kilóig minden egész számú kiló megmérhető legyen. Célszerű mindenestre akkor lesz a választás, ha lehetőleg kevés súllyra lesz szükség. Ha az n szám 2-nek k -adik és $k + 1$ -edik hatványa közt van, akkor az 1, 2, ..., n kilós súlyok lemérésére k súly legalább is szükséges (ennek bizonyítását itt nem tárgyaljuk). Hogy k súly elegendő, azt mutatja a következő sorozat:

The binary system is now interestingly applicable to the counterweight measurement. Indeed, we can ask the following question: "how the counterweights should be the most efficiently chosen so that all the number of kilograms from 1 to n kilograms can be measured?" In any case the choice will be favorable if we need counterweights as little as possible. If number n is between k -th power of 2 and $k + 1$ -th power of 2, then for measuring the 1, 2, ..., n kilogram of weights, at least k counterweights are necessary. (we don't discuss the proof here). The following sequence shows that k counterweights are sufficient:

$$1, 2, 4, \dots, 2^{k-1} \text{ kiló,}$$

melyekkel nemcsak n -ig, hanem egészen $2^k - 1$ -ig minden egész számú kiló lemérhető, mert hiszen minden 2^k -nál kisebb szám e sorozat bizonyos tagjainak összegeként írható. — Nézzük most már, hogy micsoda súlyokat kell választanunk, ha a mérleg azon csészéjébe is rakhatunk súlyokat, melybe a megméréendő tárgyat tettük. Ez esetben 3 hatványai fogják a legcélszerűbben megválasztott súlyok mérőszámát adni, mert *minden N szám mint 3 különböző hatványainak algebrai*) összege írható.*

*) Oly értelemben használva e szót, hogy a tagok negatív előjellel is vehetők.

with which, not only up to n , but every kilo up to $2^k - 1$ is measurable, because all the numbers smaller than 2^k can be written as the sum of certain terms of a sequence. — Let's see now what kind of counterweights should be chosen if we can put counterweights into the cup of the balance for measuring the objects. In this case, it will be the most expedient that the power of 3 will be chosen to give the index number of counterweights, because *every N can be written as an algebraic*) sum of different powers of 3.*

*) Using this word in a sense that that the terms with a negative sign also can be taken.

Ha ugyanis N a 3-as rendszerben felírva:

$$N = a_n 3^n + a_{n-1} 3^{n-1} + \dots + a_i 3^i + \dots + a_1 3 + a_0$$

akkor azon jobbról számított első tag helyébe, melyben $a_i = 2$, ez írható:

$$a_i 3^i = 2 \cdot 3^i = 3 \cdot 3^i - 3^i = 3^{i+1} - 3^i,$$

Indeed, if N is written in the ternary system:

then, on the right side, the first term with $a_i = 2$ can be replaced as follows:

[p. 15]

ha ezután is, egy taggá vonva össze 3-nak ugyanazon hatványát tartalmazó tagokat, marad még 3-nak oly hatványa, melynek együtthatója 2, erre nézve végezzük el ezt az átalakítást, ismét jobbról balra haladva, mindaddig míg N valóban 3 különböző hatványainak algebrai összegeként adódik ki, még pedig úgy, hogy ha 3^n a 3-nak legnagyobb N -nél kisebb hatványa, akkor 3-nak legfeljebb $n + 1$ -edik hatványa fog szerepelni. Hogy mérhetünk meg ezek szerint pld. egy 154 kilós testet?

and then, if we carry out this conversion on such terms with a power of 3 with a coefficient 2, and again move it from right to left, as long as N is actually written as an algebraic sum of different powers of 3, and if 3^n is the largest power of 3 smaller than N , then at least $n + 1$ -th power of 3 will be included. According to these procedure, how, for example, a mass of 154 kilograms can be measured?

$$\begin{aligned} N = 154 &= 3^4 + 2 \cdot 3^3 + 2 \cdot 3^2 + 1 = 3^4 + 2 \cdot 3^3 + 3^3 - 3^2 + 1 \\ &= 3^4 + 3 \cdot 3^3 - 3^2 + 1 = 2 \cdot 3^4 - 3^2 + 1 = 3^5 - 3^4 - 3^2 + 1 \end{aligned}$$

Valóban, ha azon csészébe, melyben a 154 kilós test van még egy $3^4 = 81$ és $3^2 = 9$ kilós súlyt teszünk s a másikba egy $3^5 = 243$ és egy 1 kilósat, akkor a mérleg egyensúlyba jön.

Indeed, if the body of 154 kilograms is in the plate of balance, and if we put in the same plate a counterweight of $3^4 = 81$ kilograms and a counterweight of $3^2 = 9$ kilograms, and in the other plate a counterweight of $3^5 = 243$ and a counterweight of 1 kilogram, then it comes to balance.

Ezen fejezet címe alá foglalható még némi tekintetben az a probléma, mely valamely verseny résztvevőinek a versenyben való elrendezésére vonatkozik. Oly versenyekre gondolunk itt, melyben tetszőleges számú egyén vehet részt és mindenkor kettő-kettő küzd egymással; a kettő közül az egyik mindig győz, a másik veszít („remis“ nincsen).

Vesztes a további játékban nem vesz többé részt s a győztes az, aki végül egyedül marad veretlen.

Mindezen szabályok betartásánál is a verseny igen sokféleképp folyhat le. Legegyszerűbb a beosztás akkor, ha a résztvevők száma 2-nek valamely hatványa. Ha pld. négyen vesznek részt — jelöljük őket 1, 2, 3, 4-gyel, — akkor a verseny a következő séma szerint folyhat le:

$$\left. \begin{array}{l} 1 \\ 2 \end{array} \right\} (1, 2) \left. \begin{array}{l} 3 \\ 4 \end{array} \right\} (3, 4) \left. \right\} \text{győztes (winner)}$$

Even the following problem is included in the title of this chapter from a certain point of view. The problem concerns arranging the participants in a competition. We think of competitions in which an arbitrary number of individuals can participate, and every time two people fight against each other; one of them always wins, and the other loses (“remis” [“redo” in French] if a game ended in a tie).

The loser will not take further game, and only one winner will be finally left undefeated.

Even if all these rules are obeyed, the competition can be carried out much variously. The simplest case is that the number of participants is some power of 2. If, for example, four people participate — we call them with numbers 1, 2, 3, 4 —, then the competition can be carried out according to the following schedule:

[p. 16]

Szavakban: 1 játszik 2-vel, a győztest jelöljük (1,2)-vel; 3 játszik 4-gyel, és ezek közt legyen (3,4) a győztes. Végül (1,2) és (3,4) játszik együtt s a ki köztük győz, az az egész verseny nyertese. — Egészen hasonló a verseny lefolyása nyolc résztvevő esetében. Hiszen az első forduló után csak négy játékos „marad fenn“ és ezek közül a most részletezett módon kerül ki a verseny győztese stb. Ha általában 2^k résztvevő van, akkor az első, második, ..., k -edik forduló után még $2^{k-1}, 2^{k-2}, \dots, 1$ játékos marad veretlen s így a győztest a k -edik forduló adja ki. Minthogy az első, második, ... k -edik forduló $2^{k-1}, 2^{k-2}, \dots, 1$ játszmából áll, azért az egész verseny játszmáinak a száma:

It means: 1 plays with 2, and a winner is selected from (1,2); 3 plays with 4, and a winner is selected from (3,4). Finally, the winner from (1,2) and the winner from (3,4) play with each other, and the winner of this game is the winner of the whole contest. — It is quite similar to the competition of eight participants. Since only four players „remain“ after the first round, and among them the winner of the competition is selected, etc. If there are generally 2^k participants, then $2^{k-1}, 2^{k-2}, \dots, 1$ players remain undefeated after the first, second, ..., k -th round. In this way, the final winner turns out after the k -th round. The first, second, ... k -th round consists of $2^{k-1}, 2^{k-2}, \dots, 1$ games, therefore the number of games in the whole competition is:

$$2^{k-1} + 2^{k-2} + \dots + 1 = 2^k - 1$$

1-gyel kisebb a résztvevők számánál. Ezek után áttérhetünk azon esetre, midőn a résztvevők száma, n nem hatványa 2-nek, hanem pld. 2^{k-1} és 2^k közt van. Ekkor is mindig elérhető, hogy már a második fordulóra kerülő játékosok száma 2 valamely hatványa és pedig 2^{k-1} legyen. Ez esetben azonban az első fordulón nem vehet valamennyi játékos részt, hanem egynéhány a második fordulóra jut a nélkül, hogy az elsőben győzött, sőt játszott volna. Ezek az u. n. „bye“-ek.

Legyen ezeknek szabadon választható száma b , míg a többieké: $2a$ úgy, hogy

$$b + 2a = n.$$

Míg a b -számú játékos mind bejut a második fordulóra, addig a $2a$ -számú játékos közül, minthogy ezek az első fordulón is játszanak, csak a fele, t. i. a . A második fordulón tehát $a + b$ játékos játszik. Most már b választásával el akarjuk érni, hogy ez az $a + b$ szám 2 valamely hatványa legyen. Ez egyszerűen elérhető úgy, hogy b -nek $2^k - n$ -et vesszük. Ekkor t. i. nyerjük, hogy

[p. 17]

$$a = \frac{n - b}{2} = \frac{n - 2^k + n}{2} = n - 2^{k-1}$$

It is smaller by 1 than the number of participants. After this, we can switch to the case that the number of participants n is not a power of 2, but, for example, between 2^{k-1} and 2^k . At this time also we can get the result that the number of players getting into the second round is already one of the powers of 2, and it should be 2^{k-1} . In this case, however, not all the players can participate in the first round, but some of them can get into the second round with no winning nor playing in the first round. These are so-called „bye“-s.

Let the number of these people be an arbitrarily chosen number b , while the others be $2a$, so that

All the b -number of players get into the second round, while only a half of $2a$ -number of players, i. e. a -number of players, get into the second round, because they play in the first round. Therefore, $a + b$ players play in the second round. Now, we want to select b so that $a + b$ is one of the powers of 2. We can select b as $2^k - n$ for simplicity. Then we get:

és valóban

and indeed

$$a + b = n - 2^{k-1} + 2^k - n = 2^k - 2^{k-1} = 2^{k-1}$$

A második fordulótól kezdve tehát a verseny épp úgy folyhatik le, mint a mikor 2^{k-1} a résztvevők száma és így a fordulók száma, $k - 1$ lesz. Az első forduló játszmáinak a száma

Therefore, starting from the second round of the competition, the number of participants is 2^{k-1} , the number of rounds will be $k - 1$ *. The number of games in the first round is

*Note of the translator:

In the original text, the numbers are written as “ 2^k and k ”, but replaced as above by the translator according to the equation above.

$$a = \frac{n - b}{2} = n - 2^{k-1}$$

A második, ..., k -edik fordulóban pedig $2^{k-2}, \dots, 1$ a játszmák száma. Az összes játszmák száma tehát

In the second, ..., k -th round, the number of games is $2^{k-2}, \dots, 1$. Then the total number of games is

*Note of the translator:

In the original text, the number of games of the second round is written as “ 2^{k-1} ”, but replaced as above by the translator. Because the number of participants in the second round is 2^{k-1} , the number of games in the second round should be 2^{k-2} .

$$n - 2^{k-1} + (2^{k-2} + \dots + 1) = n - 2^{k-1} + 2^{k-1} - 1 = n - 1,$$

ami ugyanaz az eredmény, mint amelyet 2^k játékos esetében nyertünk. Különbösen is világos, hogy n játékos esetében mindig $n - 1$ játszmából áll a verseny, mert a győztest kivéve mind a többi $n - 1$ játékos kibukik. Minthogy vesztes a további versenyben nem vesz már részt, azért ehhez éppen $n - 1$ játszma szükséges és elegendő.

A versenyzők ily beosztása különösen teniszversenyeken van általánosan elfogadva és pld. 5 versenyző esetében, midőn a bye-ek száma $2^3 - 5 = 3$ a verseny így folyik le.

$$\left. \begin{array}{l} \text{(bye) 1} \\ \text{(bye) 2} \\ 3 \\ 4 \\ \text{(bye) 5} \end{array} \right\} \dots \left. \vphantom{\begin{array}{l} \text{(bye) 1} \\ \text{(bye) 2} \\ 3 \\ 4 \\ \text{(bye) 5} \end{array}} \right\} \text{győztes (winner)}$$

which is the same result as the result we have gotten in the case of 2^k players. Moreover, in the case of n players, it is clear that the competition consists of $n - 1$ games, and the $n - 1$ players other than the winner lose. Since they need not lose any more game in the competition, precisely $n - 1$ games are necessary and sufficient.

Such an arrangement of competitors is particularly widely accepted for tennis tournaments. For example, in the case of 5 competitors, the competition is held so that the number of bye-games is $2^3 - 5 = 3$.

[p. 18]
és pld. 9 versenyző esetében, midőn $2^4 - 9 = 7$ bye van, pld. ily módon:

$$\left. \begin{array}{l} \text{(bye) 1} \\ \text{(bye) 2} \\ \text{(bye) 3} \\ \text{(bye) 4} \\ 5 \\ 6 \\ \text{(bye) 7} \\ \text{(bye) 8} \\ \text{(bye) 9} \end{array} \right\} \dots \left. \vphantom{\begin{array}{l} \text{(bye) 1} \\ \text{(bye) 2} \\ \text{(bye) 3} \\ \text{(bye) 4} \\ 5 \\ 6 \\ \text{(bye) 7} \\ \text{(bye) 8} \\ \text{(bye) 9} \end{array}} \right\} \text{győztes (winner)}$$

And, for example, in the case of 9 competitors, there are $2^4 - 9 = 7$ bye-games. [The whole competition is] for example as follows:

5.3 A négyszínű térkép: The four colour map

[p. 19]

E fejezetben a következő tapasztalati tétellel akarunk foglalkozni.

Egy megyékre osztott ország térképének színezésére legfeljebb négy szín szükséges, ha a színezést úgy akarjuk végrehajtani, hogy érintkező megyék különböző színűek legyenek.

Érintkezőnek nevezünk itt két megyét akkor, ha nem csak egy pontjuk közös, hanem egy egész vonal mentén érintkezik.

Hiszen, ha két megye csak egy pontban érintkezik, akkor a rajz az esetben is feltünteteti határukat, ha színűek megegyezik.

Tételünkből következik, hogy bármiképp legyen is az ország megyékre osztva, öt megye közül mindig kiválasztható kettő úgy, hogy ezek ne legyenek érintkező megyék¹⁾.

¹⁾ Az alább közölt bizonyítás csak ezt a tételt bizonyítja, mely csak közvetlen folyománya a főtételnek, de avval épenséggel nem azonos.

In this chapter, we would like to describe the following empirical proposition.

For colouring a map of a country divided into prefectures, at most four colours are required, if we want to realize the colouring so that the adjacent prefectures can be distinguished.

We say here that two prefectures are adjacent if they share not only one point but a whole line.

It is because, if two prefectures share only one point, then the boundary is clear in the drawing even if a common colour is used on these prefectures.

It is derived as a result from our proposition that, in every drawing of the country divided into prefectures, we can always select two prefectures among five prefectures, so that the two prefectures are not adjacent¹⁾.

¹⁾ The proof shown below proves only this solution of the Four-Color-Map Problem proposition which is only a direct result of the main proposition, though it is not identical at all.

Ha ugyanis az öt megye közül bármely kettő érintkeznék, akkor nem lehetne kettőt közülök ugyanazon színre festeni és az egész ország térképének színezésére öt szín volna szükséges.

Gyakran egy terület úgy van felosztva, hogy már négy megyét sem lehet [p. 20] úgy kiválasztani, hogy közülök bármely kettő érintkezzék.

Magyarországon pld. Bereg-, Ugocsa-, Maramaros- és Szatmár-megyén (l. 1. ábrát) kívül más oly négy megye nem található, hogy bármelyikből el lehessen jutni bármely másba anélkül, hogy egy harmadikon kelljen áthaladni.

More precisely, if any two prefectures among five were adjacent to each other, it would be impossible to colour two of them with a common colour, and five colours would be required for colouring the map of whole country.

An area is sometimes divided in such a way that one cannot select four prefectures among which every pair of prefectures is adjacent.

For example in Hungary, except Bereg, Ugocsa, Maramaros and Szatmár prefectures (see Figure 1), we cannot find such four prefectures that one can leave from an arbitrary prefecture and get into any other prefecture without passing through a third prefecture.



1. ábra.

Amennyire nehéz a tétel bizonyítása (általánosságban máig sincsen bebizonyítva), annyira egyszerű rendszeresen a térképnek az említett módon való színezését végrehajtani.

The proof of the proposition is difficult (not yet fully proved until today), though it is very simple to execute the proper colouring of the map in the way mentioned in the proposition*.

*Note of the translator:

The proposition mentioned at p. 189 was proven as four-colour-theorem later in 1976 and published in 1977 by Kenneth APPEL and Wolfgang HAKEN [6]. They dealt with planar graphs, and they considered colouring the vertices of them so that adjacent vertices do not have the same colour. That is, each coloured area corresponds to a vertex of a graph, and each border between two areas corresponds to an edge joining two vertices that correspond to the both areas divided with the border. The proposition mentioned at p. 189 is equivalent to the proposition “4 colours are enough for colouring all the vertices of every planar graph in such a way.” They deal with a set S of graphs, where every planar graph has at least one subgraph $\in S$. S is called an unavoidable set. We can select an element of S so that it has the following property: if a graph from which a subgraph $\in S$ is removed can be coloured with 4 colours in the way mentioned here, then the graph before removal of the subgraph also can be coloured with 4 colours in the way mentioned here. Such an element of S is called a reducible configuration. If there is an unavoidable set which consists only of reducible configurations, the given proposition is proven using mathematical induction. APPEL and HAKEN found an algorithm to test this reducibility, and created an unavoidable set which consists of 1834 reducible configurations thanks to the assistance of computer.

Egy tetszőleges megyénél kezdve a többieket csak akkor látjuk el más, még eddig fel nem használt színnel, ha valamennyi felhasznált színűvel érintkezik.

Ha új színre nincs szükség, akkor vagy magától kiadódik az alkalmazandó szín, vagy, ha nem adódnék ki, akkor egy ily (három különböző színnel ellátott megyét érintő) megyére térünk át előbb.

At an arbitrary prefecture when we start colouring the other prefectures, we use a colour not yet used if the prefecture to be coloured is adjacent to a prefecture already coloured.

If there is no need of any new colour*, the applicable colour is automatically fixed, or if the colour is not fixed, we rather switch first to another prefecture (which is adjacent to three different colours).

*Note of the translator:

That is the case that any areas coloured with one of the used colours are not adjacent to the area to be coloured.

Ezen eljárással *többször* minden próbálgatás nélkül eljuthatunk a térképnek a feltételnek megfelelő színezéséhez.

A tétel különben, így kimondva csak egyszerűen összefüggő¹⁾ (sík-, gömb-, ellipsoid- stb.) felületre [p. 21] lehet érvényes.

¹⁾ Így hívják az oly felületet, melyet minden zárt görbe két oly részre oszt, hogy egyikből a másikba csak a görbe metszésével lehet eljutni.

In this way, *almost* without any re-colouring, we can get colouring satisfying the condition of map.

Otherwise the proposition can be valid only on simply connected¹⁾,* (plane, sphere, ellipsoid etc.) surfaces.

¹⁾ The surface is called like this when every closed curve divides the surface into two parts so that we can go out of one part and get to the other only by cutting of the curve.

*Note of the translator:

It is remarkable that KÖNIG used a notion of topology even in the text of mathematical recreation. This may help readers being interested in higher mathematics. This fact supports the idea that this book was published in the context of reforming mathematical education that we discussed in Chapter 2.

Gyűrűs felületen pld., mely pld. úgy keletkezik, hogy egy kör egy a síkjában lévő öt nem metsző egyenes körül forog, a négy szín helyébe *hét* szín kerül. *)

*) Érdekes körülmény, hogy ellentétben az egyszerűbbnek látszó síkra vonatkozó tétellel, ennek a tételnek a bizonyítása alig újjt nehézségeket.

For example, on a surface of torus, which is formed for example by rotating a ring on a plane around a straight line in a direction not parallel to the plane. *seven* colours will be required instead of four colours*).

) It is interesting that the proof of this proposition is less difficult in contrast with the proof of the proposition on a plane which is apparently simpler.

*Note of the translator:

HEAWOOD proved in 1890 that at most 7 colours are required for colouring every map on a torus [69]. The year of publication of this article was a short time ago from the publication of this book of KÖNIG. This work should be a part of the most advanced mathematics at that time. It is interesting that KÖNIG mentioned this kind of higher mathematics in a book of mathematical recreations. However, this is not the first citation of this article in the books of mathematical recreations. This article was cited already by AHRENS in his book *Mathematische Unterhaltungen Und Spiele* in 1901 [1].

Ugyancsak nem elegendő a négy szín, ha az ország egy síkban terül ugyan el, de a megyéknek egymástól különálló, egymással nem érintkező részei vannak s ha ugyanazon megyének különálló részeit is ugyanazon színnel akarjuk ellátni.

Similarly, four colours are not sufficient if the country extends in one plane but the prefectures have some parts disconnected and non-adjacent to each other, and if we want to colour the detached parts of such a prefecture with a common colour*.

*Note of the translator:

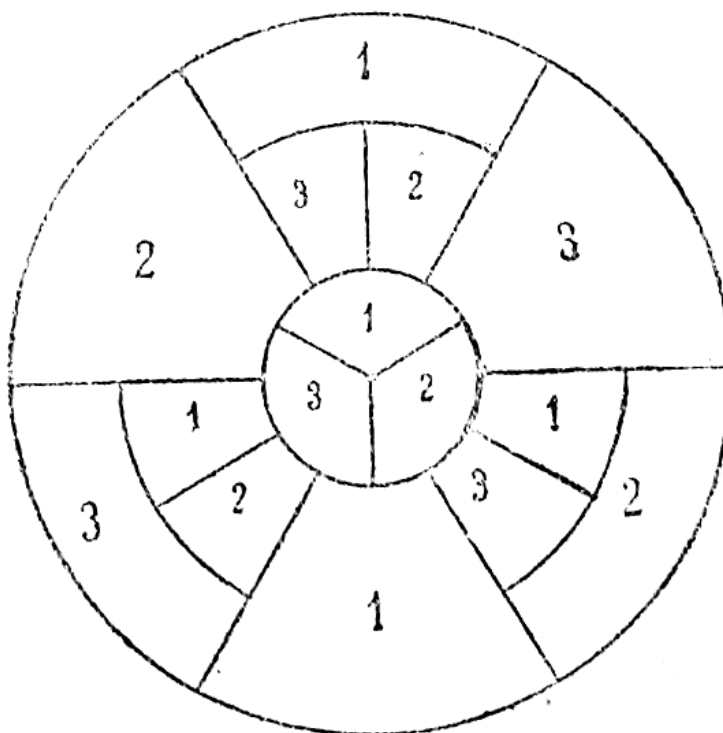
For example, if, in each region, there are disconnected parts of all the other regions, then the required number of colours is equal to the number of regions.

Az ily ország térképének színezésére szükséges színek száma természetesen attól függ, hogy egy-egy megyének hány egymástól különálló része van.

Vannak azonban esetek, midőn négynél kevesebb szín is elegendő.

The number of colours required for colouring a map of such a country depends naturally on the number of detached parts of each prefecture.

But there are some cases where less than four colours are sufficient.



2. ábra.

Így például, ha egy pontban legfeljebb három határvonal fut össze és minden megye páros számú megyét érint, akkor csak három szín szükséges (l. 2. ábrát); valamint akkor is, ha [p. 22] minden megye a külső határ mentén fekszik.

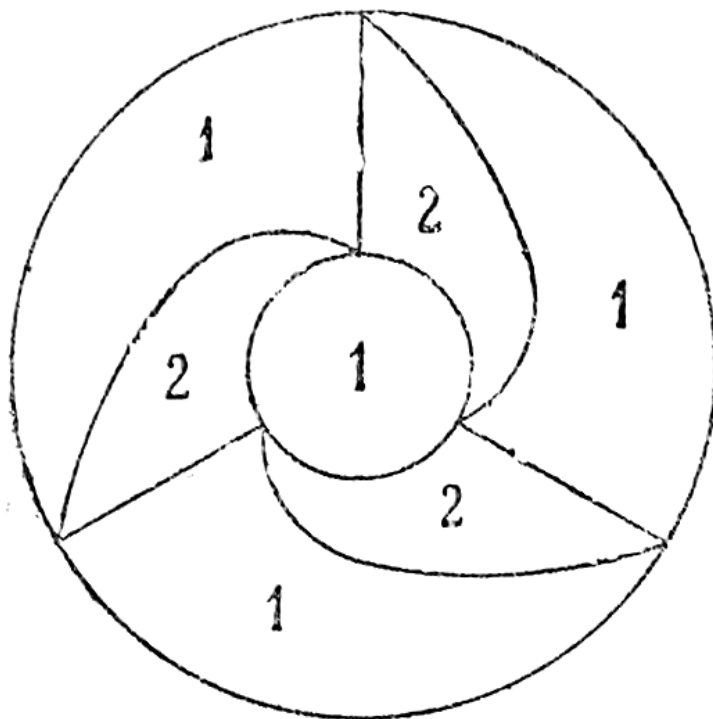
For example, if at most three boundary lines gather at a point, and if each prefecture is adjacent to an even number of prefectures, then only three colours are required (see Figure 2); the same number of colours required if every prefecture is along the outer boundary.

*Note of the translator:

That is the case that a part of the boundary of every prefecture is a part of the national border.

Ha pedig két megye minden közös pontjába páros számú határvonal fut össze, akkor már két szín elegendő (l. 3. ábrát).

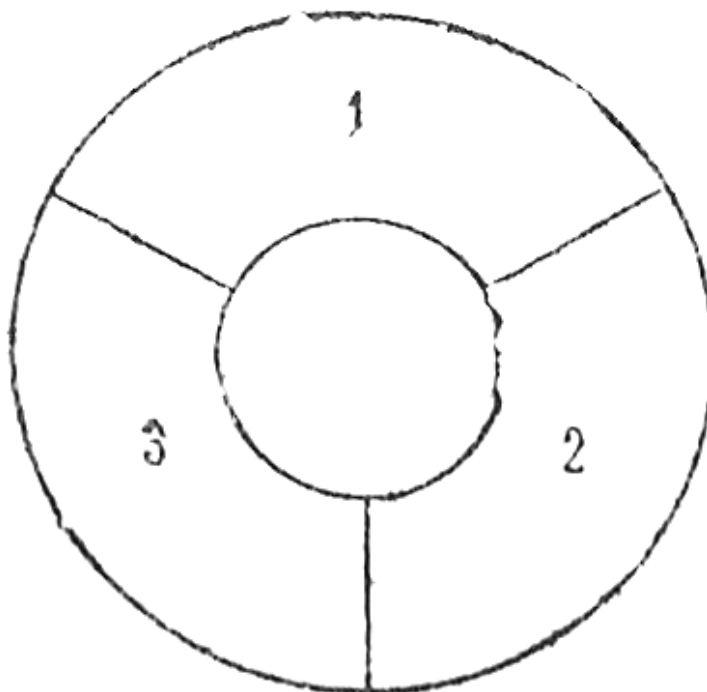
Moreover, if an even number of boundary lines gather at a common point of two prefectures, then two colours are already sufficient (see Figure 3).



3. ábra.

A kérdéses tétel, mint már említettük, máig sincs bebizonyítva — sőt újabban helyességét is kétségbe vonták — de a következő megfontolás valószínűvé teheti az olvasó előtt a tétel helyességét.

As we have already described above, this proposition is not yet proved until today — indeed on the contrary, the correctness is doubted more recently — but the consideration below will make readers believe the correctness of the proposition.



4. ábra.

[p. 23]

Három megye, melyek közül bármely kettő érintkezik s a melyek tehát három különböző színre festendők, egész általánosságban egy három részre osztott körgyűrű-alakban vehető fel, mint a 4. ábra mutatja.

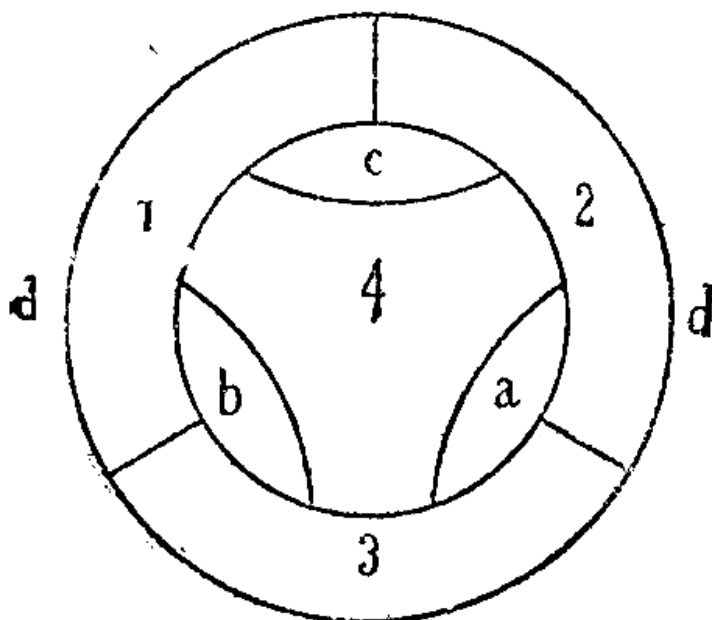
(A körülfogott belső terület el is tűnhetik.)

Three prefectures, among which any two prefectures are adjacent to each other, and therefore which are coloured with three different colours, can be treated usually in a ring divided into three parts as shown in the figure 4.

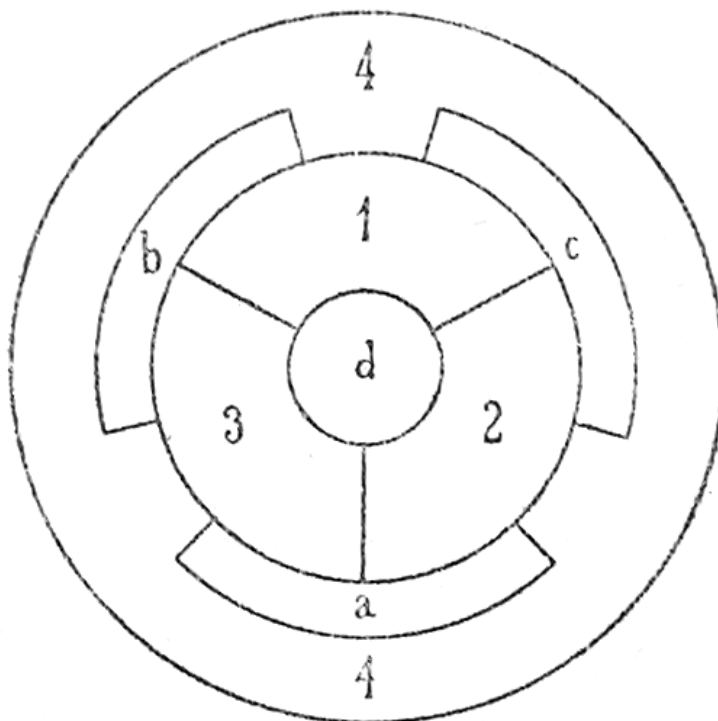
(The encircled inner area can be deleted.)

Egy negyedik e hármat érintő s így külön színnel ellátandó megye (az ábrákon e negyedik megye 4-essel van jelezve) most már vagy egészen belül (5. ábra) vagy egészen kívül (6. ábra) lesz, mert hiszen feltesszük, hogy egy megyének két különálló része nem lehet.

The fourth prefecture adjacent to these three prefectures is to be coloured with a different colour (this fourth prefecture is indicated with the numeral 4 in the figures), and it is entirely inside (the figure 5) or entirely outside (the figure 6), because we suppose that there cannot be two detached parts of one prefecture.



5. ábra.



6. ábra.

Akár a belsőt, akár a külsőt vesszük az első háromhoz (az 5. és 6. ábrán egész általánosságban van a 4-es megye megrajzolva) mindig meggyőződhetünk, hogy oly ötödik megye, mely e négyet érinti, nem létezik, mert ennek az ötödik megyének azzal a tulajdonsággal kellene bírnia, hogy belőle úgy lehessen az első négy bármelyikébe eljutni, hogy egy harmadikon ne kelljen áthaladni.

No matter if we take the inside or the outside of the first three (the prefecture with numeral 4 is drawn usually in the figures 5 and 6), we can always be sure that the fifth prefecture adjacent to these four can not exist, because the fifth prefecture should have a property that it is possible to go from this prefecture to each of the first four prefectures without passing through a third prefecture.

Már pedig, mint az 5. és 6. ábrán látható, nincs a síknak olyan, a négy megye által le nem foglalt része, melyből a négy megye mindegyikébe közvetlenül át lehetne jutni.

E le nem foglalt terület ugyanis mindkét ábrán [p. 24] négy a, b, c, d betűvel jelölt részre oszlik és a -ból az 1-sel, b -ből a 2-sel, c -ből a 3-sal, d -ből a 4-sel jelölt megyébe közvetlenül nem lehet átjutni.

(A 6. ábrában a külső körön kívül levő terület a -val is, b -vel is, c -vel is jelölendő, mert a 4-es terület e területet az 1-es, 2-es és 3-as területtől egyaránt elválasztja.)

But as already shown in the figures 5 and 6, on the plane, there is no part which is occupied by none of the four prefectures, and from which one can go directly to each of the four prefectures.

This area, which is not occupied by any of the four prefectures, is divided into parts indicated with four letters a, b, c, d in both of the figures, and it is impossible to go directly from a to the prefecture indicated with the numeral 1, from b to 2, from c to 3, from d to 4.

(In the figure 6, the area outside of the largest circle can be indicated with a and b and c , because the area indicated with the numeral 4 separates this area and the areas of the numeral 1, the numeral 2 and the numeral 3.)

5.4 A königsbergi hidak: The bridges of Königsberg

[p. 25]

Königsbergben van egy Kneiphof nevezetű sziget;

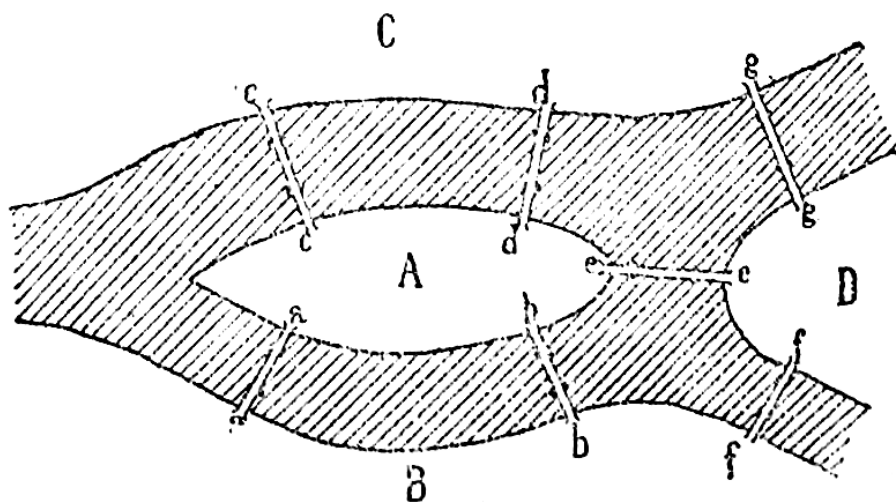
a Pregel folyó, mely a szigetet alkotja, a sziget után ismét két ágra szakad.

A folyón 7 híd vezet át, melyek közül 5 magából a szigetből indul ki (l. 7. ábrát).

In Königsberg, there is an island called Kneiphof;

the Pregel river, which forms the island, is torn again in two branches after the island.

7 bridges are built over the river, and 5 of them start from the island (see Figure 7).



7. ábra.

Kérdés, hogy be lehet-e úgy járni az összes königsbergi hídakat, hogy minden hídon csak egyszer haladjon át az ember?

Jelöljük a négy területet, melyet a folyó ágai meghatároznak, a nagy A, B, C és D betűkkel és a hídakat, mint az ábrán látható, a kis a, b, \dots, f , betűkkel.

[p. 26]

Ha az A területből átmegyünk B -be, akkor jelöljük a megtett utat AB -vel akár az a , akár a b hídon mentünk át.

Ha B -ből továbbmegyünk az f hídon át D -be, akkor a második utat BD -vel jelöljük, s a két utat együtt ABD -vel.

Ha D -től a g hídon továbbmegyünk C -be, akkor az egész utat A -tól C -ig $ABDC$ -vel jelöljük.

The problem is as follows: can one pass all the bridges of Königsberg by crossing every bridge just once?

We mark the four land areas, which form branches of the river, with four letters A, B, C and D , and the bridges with lowercase letters a, b, \dots, f , as shown on the figure.

If we cross from the area A to B , we represent the passed path by AB , no matter which bridge was chosen between a and b .

If we advance from the area B to D via bridge f , we represent the second path by BD , and represent both together by ABD .

If we advance from the area D to C via bridge g , we represent the whole path from A to C by $ABDC$.

E jel most már azt jelenti, hogy A -ból kiindulva, áthaladva előbb B -n, aztán D -n, C -be jutottunk.

Ezen út alatt közben hídon kellett áthaladnunk, éppig minden utat, mely négy hídon vezet keresztül, öt betűvel jelezhetünk.

Általában n hídon átvezető utnak a jele $n + 1$ betűből áll.

A Königsbergi hét hídon átvezető minden út jele tehát *nyolc betűből fog állani*.

Ha egy bizonyos X -területből csak *egy* híd indul ki, akkor a bejárt út „jel“-ében az X betű *egy*szert fog csak előfordulni, akár X -ből kiindulva mentünk át ezen az egy hídon, akár ellenkező irányban.

Ha X -et a többi „terület“-tel *három* híd köti össze, akkor könnyen belátható, hogy az X -betű *kétszer* fog a bejárat út jelében szerepelni.

Ha általában $2n + 1$ híd indul X -ből, akkor az út jelében X $\frac{2n+2}{2} = n + 1$ -szer fog előfordulni.

A Königsbergi problémánál most már A -ból: 5; B -ből, C -ből és D -ből pedig 3 híd indul ki.

This sequence of symbols tells that we started from A , crossed to B , and then to D , and arrived at C .

We have to cross bridges in this route, and every route crossing four bridges can be indicated with just five letters.

In general, a sequence of symbols of a journey crossing n bridges consists of $n + 1$ letters.

Therefore, any sequence of symbols for a path crossing the seven bridges of Königsberg *will consist of eight letters*.

If just *one* bridge is connected to a certain region X , then the letter X will appear just *once* in the sequence of “symbols” of the path to follow, no matter if we started from X crossing the bridge or finished in X reversely.

If X is connected to the other “areas” with *three* bridges, then it is easily guessed that the letter X will appear *two times* in the sequence of symbols of the path to pass through.

In general, if $2n + 1$ bridges are connected to X , X will appear $\frac{2n+2}{2} = n + 1$ times in the sequence of symbols of the path.

In the problem of Königsberg, 5 bridges are connected to A , while 3 bridges are connected to each of B , C and D .

Így annak az útnak a jele, mely mind a hét hídon egyszer és csak egyszer vezet át.

3-szor tartalmazná A -t és kétszer-kétszer B -t, C -t és D -t.

Az egész jelnek tehát $3+2+2+2 = 9$ betűből kell állni, nem pedig 8-ból, mint azt más megfontolás segítségével fentebb bebizonyítottuk.

A Königsbergi hidak tehát nem járhatók be úgy, hogy legalább az egyikken közülök kétszer ne kelljen áthaladni.

Megoldhatóvá lesz ellenben a feladat, ha egy nyolcadik híd közvetlenül a B és C területet köti össze.

A Königsbergi hidak problémája sokkal egyszerűbb lesz, ha az ú. n. területeket pontokkal és a [p. 27] hidakat vonalakkal helyettesítjük.

Így keletkezik a 8. ábra, melyre vonatkozólag a kérdést így tehetjük fel: *megrajzolható-e a 8. ábra egy folytonos vonallal?*

This idea is applied to the sequence of symbols of a path crossing all seven bridges once and only once.

The sequence should contain three A -s, two B -s, two C -s and two D -s.

Then, the whole sequence of symbols should contain $3 + 2 + 2 + 2 = 9$ letters. On the other hand, it should contain only 8 letters according to the result of another consideration mentioned formerly.

Therefore, if we should not cross any of the bridges twice, we cannot walk through the bridges of Königsberg so that such a sequence of symbols would exist.

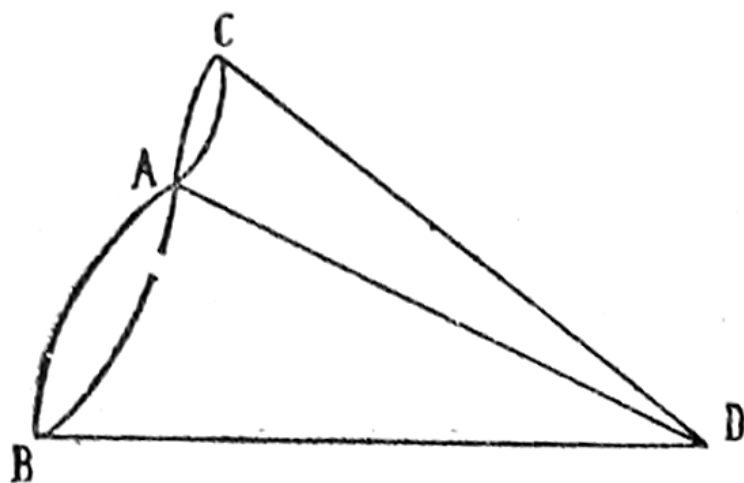
On the other hand, if an eighth bridge connected areas B and C directly, the problem could be solved.

The problem of Königsberg will be much simpler if we substitute points for something called areas, and lines for bridges.

Figure 8 is drawn in this way, and we can reformulate the problem based on this figure: *is it possible to draw Figure 8 with one continuous line?**

*Note of the translator:

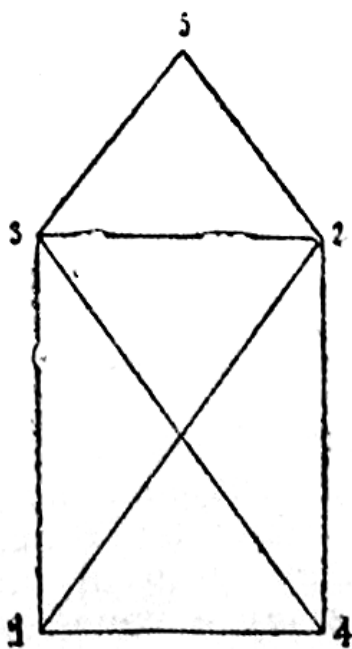
This reformulation is the most important in this problem. This is the key idea which connects mathematical recreations and graph theory. We will discuss this point in Chapters 6 and 7.



8. ábra.

Az ehhez hasonló feladatok közt a legismertebb az, mely a 9. ábrának egy vonalban való megrajzolását kívánja.

Among problems similar to it, the best known is to draw the figure 9 with one stroke.



9. ábra.

Az ily feladatok megoldásának általános módját itt nem tárgyaljuk és csak a megoldás lehetőségére vonatkozólag teszünk egy észrevételt, melynek [p. 28] tekintetbe vétele azonban magában is gyakran már eredményre vezet.

We do not deal here with the general approach to this kind of problems*, and we make only one remark related to the possibility of solution. However, this remark will often naturally lead us to the result.

*Note of the translator:

EULER deals with the general approach to this kind of problems, but he proves his theorems only partially in 1736 [51]. HIERHOLZER proves them completely in 1873 [70]. See 3.4.1 (p. 30–) for details.

Ha egy vonalrendszer kettőnél több oly pontot tartalmaz, melyben páratlan számú vonal fut össze, akkor e vonalrendszer egy vonalban nem rajzolható meg.

If a line system contains more than two points at which an odd number of lines gather, then this line system* can not be drawn with one stroke.

*Note of the translator:

The term “vonrendszer (line system)” is a keyword related to graph theory. In KÖNIG’s later articles and books, this term was often used. For the detailed discussion on this term, see Chapter 2.

Egy folytonos vonal ugyanis csak kezdő és végpontjában összefutó páratlan számú vonalat foglalhat magában és minden más pontjából párosszámú vonal indul ki, mert ahányszor a folytonos vonal egy ily pontba eljut, annyszor távozik is belőle.

Ezen tétel segítségével is könnyen átláthatjuk, hogy a Königsbergi probléma megoldhatatlan.

It is *one continuous line* particularly when *an odd number of lines are gathered only to the starting point and to the end point* and an even number of lines are gathered to all the other points, because each time the continuous line reaches one of such points, it also depart from the point.

Thanks to this proposition, we can also easily see that the problem of Königsberg is insoluble.

A 8-ik ábrában ugyanis A -ba: 5; B -be, C -be és D -be: 3 vonal fut össze; négy pontból indul ki tehát páratlan számú vonal s így e vonalrendszer megrajzolásához legalább félannyi, tehát két folytonos vonalra van szükség.

A 9. ábrában ellenben csak a két alsó pontba fut össze páratlan számú (3) vonal; ez a vonalrendszer tehát esetleg megrajzolható egy oly folytonos [p. 29] vonallal, mely e pontok egyikéből indul ki s a másikban végződik.

Valóban az

In the figure 8, 5 lines gather at A , 3 at each of B , C and D ; in other words, an odd number of lines are gathered to 4 points, therefore, at least a half number of continuous lines, namely, two continuous lines are necessary for drawing this line system.

Contrarily, in the figure 9, an odd number (3) of lines gather at just two points at the bottom; therefore, this line system can be drawn with one continuous line on condition that one starts from one of the two points and finishes at the other.

In fact, the path

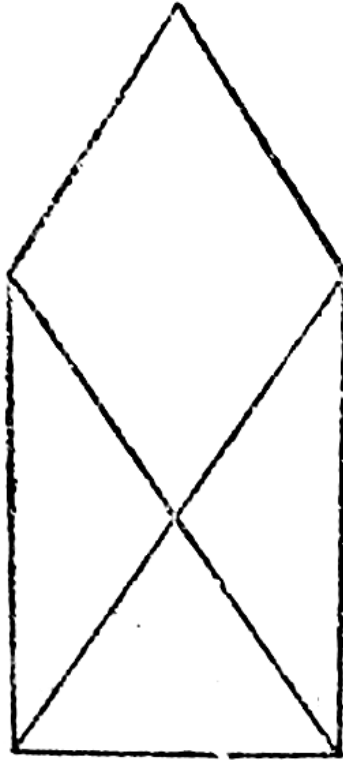
1 2 3 4 2 5 3 1

út megoldást szolgáltat.

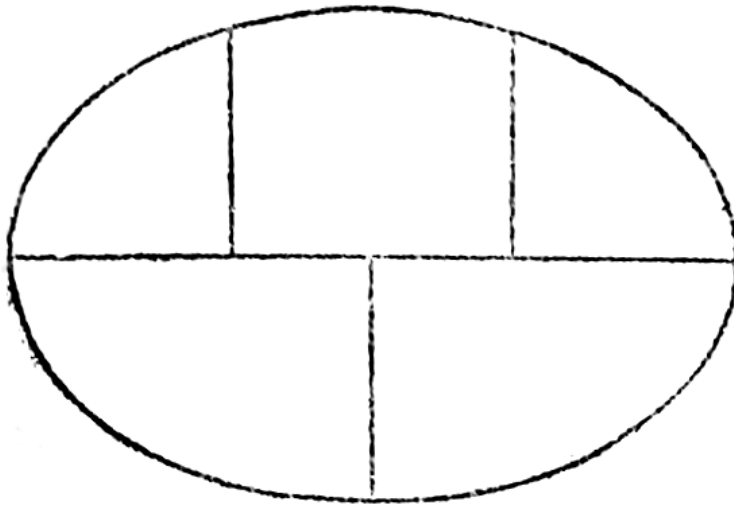
Ezek után könnyen bebizonyítható még, hogy pld a 10. ábra megrajzolásához legalább két és a 11. ábra megrajzolásához legalább négy folytonos vonal szükséges.

gives a solution.

According to these, it can be easily proved that, for example, the drawing of the figure 10 requires at least 2 continuous lines, and the drawing of the figure 11 requires at least 4 continuous lines.



10. ábra.



11. ábra.

5.5 Az iskoláslányok sétái: Daily walk of school-girls

[p. 30]

Tizenöt iskoláslány naponként egyszer sétálni megy, hármásával egy sorban.

Hogyan kell őket naponként az 5 sorban úgy elosztani, hogy egy hét alatt minden lány minden másikkal egyszer és csak egyszer kerüljön egy sorba?

Minden lány minden nap két leánnyal kerül egy sorba, s hogy mind a többi 14-gyel egyszer összekerüljön, valóban $\frac{14}{2} = 7$ napra, vagyis egy hétre van szükség.

Kiszámították, hogy e feladatnak 15 567 552 000 különböző megoldása van, de minthogy általában a 15 lány nagyon sokféleképp $\left(\frac{15!}{5!(3!)^5}\right)$ osztható el az 5 sorban, azért annak a valószínűsége, hogy egy tetszőleges elosztás egy hétre feladatunknak megfelelően, igen kicsi.

Fifteen schoolgirls go for a walk once a day, divided [into groups consisting of] three by three for each time.

How they should be divided into 5 groups, so that each girl will be with each of the other girls together in a group once and only once within a week?

Everyday, every girl is with two girls together in a group, and with all of the other 14 once and only once, then $\frac{14}{2} = 7$ days, that is, one week is necessary.

It is calculated that this problem has 15 567 552 000 different solutions, and usually the 15 girls can be divided into 5 groups very variously in $\left(\frac{15!}{5!(3!)^5}\right)$ ways*. Therefore the probability of the distribution to answer to our problem in one week is very small.

*Note of the translator:

The number 15 567 552 000 was derived from a very complicated calculation. The detail of the calculation can be found in J. POWER's article "On the problem of the fifteen school girls" (1867) [176]. The outline of POWER's procedure is as follows.

A group of 3 girls is called a "triad". There are 5 triads in a day, therefore 35 triads in a week. this is one set of triads.

POWER counted the number of different sets of triads, which is represented by t :

$$t = \frac{8 \cdot 9 \cdot 10 \cdot 11 \cdot 12 \cdot 13 \cdot 14 \cdot 15}{4}$$

He counted also the number of solutions belonging to one set of triads, and got the result 240. Then he got the whole number of solutions:

$$240t = (8 \cdot 9 \cdot 10 \cdot 11 \cdot 12 \cdot 13 \cdot 14 \cdot 15) \cdot 60 = 15\,567\,552\,000$$

On the other hand, KÖNIG gave the number of ways to divide 15 girls into 5 groups: the number of combinations to divide 15 girls into 5 groups A, B, C, D, E is $\frac{15!}{(3!)^5}$; in the case of the problem of schoolgirls, the 5 groups are not distinguished, therefore the number of combinations should be divided by $5!$, that is, $\left(\frac{15!}{5!(3!)^5}\right)$.

Be fogjuk mutatni a feladat megoldását két különböző módszer segítségével.

Első (Peirce-féle) módszer.

We will show two different methods to solve the problem.

First (Peirce's) method*.

*Note of the translator:

This method originated in PEIRCE's article "Cyclic solutions of the school-girl puzzle" (1861) [173]. LUCAS (1883) [149] and AHRENS [1] introduced briefly this method.

Jelöljük a 15 lány egyikét p -vel s a többi 14-et az

We call one of the 15 girls p , and the other 14 as follows:

$$a_1, a_2, a_3, a_4, a_5, a_6, a_7$$

és

and

$$b_1, b_2, b_3, b_4, b_5, b_6, b_7$$

betűkkel.

[p. 31]

A 15 elem egyik 5 hármassorba való elhelyezése a következő:

$$\begin{array}{ccc} p & a & b \\ b & a & a \\ b & a & a \\ b & a & a \\ b & b & b \end{array}$$

in letters.

Place the 15 elements in 5 lines of three-rows as follows:

Itt mind a hét a , mind a hét b , valamint p is szerepel; hogy ez egy meghatározott elrendezés legyen, még csak az indexeket kell elhelyezni.

Látni fogjuk, hogy tisztán ezzel, az indexek elhelyezésével nyerhető lesz mind a hét, feltételünknek megfelelő elrendezés.

Az első, hétfői elrendezésben legyen az indexek elrendezése ez:

$$\begin{array}{ccc} p & a_1 & b_1 \\ b_4 & a_5 & a_7 \\ b_6 & a_3 & a_4 \\ b_7 & a_2 & a_6 \\ b_2 & b_3 & b_5 \end{array}$$

Here, all the seven a -s, all the seven b -s and p appear; for making this be a particular arrangement, we should only arrange the indices.

We will see here clearly that the placement of the indices allows us to obtain all the seven arrangements satisfying our condition.

In the first arrangement on Monday, the indices are arranged as follows:

A keddi elrendezést innen úgy kapjuk, hogy p -t változatlanul hagyva, az indexeket 1-gyel megnagyobbítjuk; ahova azonban 8 jutna, oda 1-et írunk.

From this, we get the arrangement on Tuesday as follows: let p invariable, and we increase the indices by 1; however, we write 1 instead of 8.

Hatszor ismételve ezt, ezen megoldáshoz jutunk.

We repeat it six times, and we get the following solution.

Hétfő (Mon.)	Kedd (Tue.)	Szerda (Wed.)	Csütört. (Thu.)	Péntek (Fri.)	Szombat (Sat.)	Vasárnap (Sun.)
pa_1b_1	pa_2b_2	pa_3b_3	pa_4b_4	pa_5b_5	pa_6b_6	pa_7b_7
$b_4a_5a_7$	$b_5a_6a_1$	$b_6a_7a_2$	$b_7a_1a_3$	$b_1a_2a_4$	$b_2a_3a_5$	$b_3a_4a_6$
$b_6a_3a_4$	$b_7a_4a_5$	$b_1a_5a_6$	$b_2a_6a_7$	$b_3a_7a_1$	$b_4a_1a_2$	$b_5a_2a_3$
$b_7a_2a_6$	$b_1a_3a_7$	$b_2a_4a_1$	$b_3a_5a_2$	$b_4a_6a_3$	$b_5a_7a_4$	$b_6a_1a_5$
$b_2b_3b_5$	$b_3b_4b_6$	$b_4b_5b_7$	$b_5b_6b_1$	$b_6b_7b_2$	$b_7b_1b_3$	$b_1b_2b_4$

Hogy ez a módszer valóban mindig a feladat megoldására vezet, az a következőkből előre is kitűnik.

Az egy sorban levő a betűk mutatójának különbsége [p. 32] a hétfői elrendezésben mind az öt sorban más.

Ezért a_3 és a_7 például csak egyszer kerülhet egy sorba.

Az a_3 és a_7 ugyanis abban a sorban fog egymás mellé kerülni, hol már a_2 és a_6 , a_1 és a_5 stb. is egy sorban volt, vagyis hol az a betűk mutatójának a különbsége 4, de ilyen sor csak egy van (a negyedik, amelyben kedden valóban összekerül a_3 és a_7), s így a_3 és a_7 *csak egyszer* kerülhet össze, de hogy bármely két a *egyszer mindig* összekerül, az onnan következik, hogy az a -k mutatói (az első hét szám) közt létező minden különbség az eredeti elhelyezésünk egyik sorában előfordul.*)

This approach always leads to a solution of the problem. It is shown as follows.

The indices of letters in a row are different in all the five rows of the arrangement on Monday.

Therefore, for example, a_3 and a_7 can be together in a row only once.

a_3 and a_7 will be next to each other in a row where a_2 and a_6 , a_1 and a_5 etc. were in a row. That is, the indices of the letter a have 4 variations*, but their arrangement is only one (a_3 and a_7 are actually together in the fourth row on Tuesday). In this way, a_3 and a_7 are together *only once*, and *every* double combination is *once* in a row. Therefore, all the existing variations among the indices of a (the first seven numbers) appear in one of the rows of our original placement.*)

*Note of the translator:

When three of a_1, a_2, \dots, a_7 are fixed in different rows, the rest four a -s can be in a row with one of the fixed a -s, or can be apart from the other a -s, therefore there are 4 variations. But the combination with p and b -s should be considered, therefore only one arrangement of a -s is possible.

*) Tulajdonképpen csak $\pm 2, \pm 1$ és ± 4 fordul elő, mint két a indexének a különbsége. Ámde, minthogy 8 helyett is 1-et írunk, azért oly kombinációból, melyben $\pm d$ az indexek különbsége, az indexek 1-gyel, 2-vel stb. való nagyításával oly kombináció is keletkezhetik, melyben nem $\pm d$, hanem $\pm(7-d)$ az indexek különbsége. Ily értelemben $\pm 5, \pm 6$ és ± 3 is előfordul, mint a hétfői elrendezés egy-egy sorában lévő a -k indexeinek különbsége.

*) In fact, only $\pm 2, \pm 1$ and ± 4 are found as variations of the indices of two letters, though we write 1 instead of 8. Therefore, deriving from the combination in which the variation of the indices 1, 2 etc. $\pm d$, we can form also the following combination: not $\pm d$ but $\pm(7-d)$ is the variation of the indices. In this sense, $\pm 5, \pm 6$ and ± 3 are also found as variation of indices of a -s in each row of the arrangement on Monday.

Amit most az a -kra elmondottunk, a b -kre is érvényes.

Az egy sorban lévő a -k, b -k mutatójának a különbsége is mind az öt sorban más és minden lehető különbség előfordul, az a -k és b -k is tehát egyszer és csak egyszer kerülnek egy sorba.

Hogy végül p minden elemmel egyszer és csak egyszer kerül össze, az könnyen belátható.

Peirce módszere tehát evvel helyesnek bizonyult.

Minthogy a hétfői elrendezés említett tulajdonsága mellett is sokféleképp állítható össze, azért e módszer több megoldás találására is alkalmas.

These things related to the a -s are valid also to the b -s.

The variations of the indices a -s and b -s in the single row are in all the five rows, and all the possible variations occur. The a -s and b -s are together in a row once and only once.

We can easily see that p is finally together [in a row] with every element once and only once.

Peirce' method is thus considered to be correct.

Besides the above mentioned way of the arrangement for Monday, we can set up various arrangements, and this method is suitable for finding more solutions.

Második (Horner-féle) módszer.

Second (Horner's) method.

*Note of the translator:

This method of Joseph HORNER was published by his friend J. POWER in the article "On the problem of the fifteen school girls" (1867) [176].

Osszuk a 15 elemet egy 7-es és egy 8-as csoportba.

Divide the 15 elements into a group of 7 [elements] and a group of 8 [elements].

Legyenek az első tagjai $a_1, a_2, a_3, b_1, b_2, b_3, b_4$ és a másodiké $c_1, c_2, c_3, c_4, d_1, d_2, d_3, d_4$.

Let the first members be $a_1, a_2, a_3, b_1, b_2, b_3, b_4$ and the second be $c_1, c_2, c_3, c_4, d_1, d_2, d_3, d_4$.

Képezzük a második csoport 8 elemének összes (28) kettős kombinációit és írjunk négyet-négyet a 28 kombináció közül úgy egymás alá, hogy a keletkező hét szakasz mindegyike mind a nyolc elemet tartalmazza.

Let the 8 elements of the second group form all the (28) possible two by two combinations. Write the two by two combinations among the 28 combinations four by four, one under another. Each of the arising seven sections contains all the eight elements.

Így keletkezik pld. a következő táblázat:

As a result we get, for example, the following table:

[p. 33]

I.	II.	III.	IV.	V.	VI.	VII.
c_1c_2	c_1c_3	c_1c_4	c_1d_1	c_1d_2	c_1d_3	c_1d_4
c_3c_4	c_2c_4	c_2c_3	c_2d_2	c_2d_1	c_2d_4	c_2d_3
d_1d_2	d_1d_3	d_1d_4	c_3d_3	c_3d_4	c_3d_1	c_3d_2
d_3d_4	d_2d_4	d_2d_3	c_4d_4	c_4d_3	c_4d_2	c_4d_1

Írjuk most a 15 elem második (7-es) csoportjának minden tagját e táblázat egyes szakaszainak mind a négy sora elé (a_1 -et az I. sorai elé, a_2 -t a II. sorai elé stb.).

Igy a 15 elem 28 hármas kombinációját nyerjük.

Ezek közt most már nemcsak a c -k és a d -k vannak minden lehető módon egyszer és csak egyszer összehozva, hanem egyszersmind az a -k a c -kkel és a d -kkel, továbbá a b -k a c -kkel és d -kkel.

Csak az a és b betűk nem fordulnak még elő együtt.

Az $a_1, a_2, a_3, b_1, b_2, b_3, b_4$ elemek hármas kombinációi, melyekben bármely két elem egyszer és csak egyszer kerül össze, pld. a következők.

$$a_1a_2a_3, a_1b_1b_2, a_1b_3b_4, a_2b_1b_3, a_2b_2b_4, a_3b_1b_4, a_3b_2b_3$$

Ezekkel együtt a következő (28+7=)35 hármas kombinációt nyerjük.

We write now the second (7 elements) group of the 15 elements. We write all the 7 elements on the left of each of the four rows in each section of this table (a_1 on the left of the row I, a_2 on the left of the row II etc.).

Thus, we get 28 combinations consist of 3 among the 15 elements.

Among them, not only the c -s and the d -s are once and only once together with each other in all the possible ways, but at the same time, the a -s are also with the c -s and the d -s, furthermore the b -s are also with the c -s and d -s.

Only the letters a and b are not together with each other.

the three by three combinations of the $a_1, a_2, a_3, b_1, b_2, b_3, b_4$ elements in which any two elements are together with each other once and only once are for example as follows.

Together with them, we get the following (28+7=)35 three by three combinations.

I.	II.	III.	IV.	V.	VI.	VII.
$a_1a_2a_3$						
$a_1b_1b_2$	$a_2b_1b_3$	$a_3b_1b_4$				
$a_1b_3b_4$	$a_2b_2b_4$	$a_3b_2b_3$				
$a_1c_1c_2$	$a_2c_1c_3$	$a_3c_1c_4$	$b_1c_1d_1$	$b_2c_1d_2$	$b_3c_1d_3$	$b_4c_1d_4$
$a_1c_2c_4$	$a_2c_2c_4$	$a_3c_2c_3$	$b_1c_2d_2$	$b_2c_2d_1$	$b_3c_2d_4$	$b_4c_2d_3$
$a_1d_1d_2$	$a_2d_1d_3$	$a_3d_1d_4$	$b_1c_3d_3$	$b_2c_3d_4$	$b_3c_3d_1$	$b_4c_3d_2$
$a_1d_3d_4$	$a_2d_2d_4$	$a_3d_2d_3$	$b_1c_4d_4$	$b_2c_4d_3$	$b_3c_4d_2$	$b_4c_4d_1$

Ez a 35 hármas kombináció a 15 elem minden kettős kombinációját egyszer és csak egyszer tartalmazza.

Feladatunk tehát meg van oldva, ha e 35 kombinációt oly 7 ötös csoportba tudjuk osztani, hogy minden csoport mind a 15 elemet tartalmazza.

Ha tekintetbe vesszük, hogy az egy csoportba [p. 34] kerülő hármas kombinációk az utolsó táblázat más-más szakaszába kell, hogy tartozzanak (egy szakasz bármely két sora tartalmaz ugyanis egy közös elemet), könnyen nyerjük a 15 iskolás-lány problémájának következő megoldását:

These 35 three by three combinations contain all the double combinations of the 15 elements once and only once.

Our problem is therefore solved if these 35 combinations can be divided into 7 groups of five combinations so that each group contains all 15 elements.

If we consider that the three by three combination being together in a single group should belong to different groups of the last table (any two rows of a section contain a common element), we get easily the following solution to the problem of the 15 schoolgirls:

I.	II.	III.	IV.	V.	VI.	VII.
$a_1a_2a_3$	$a_1b_1b_2$	$a_1b_3b_4$	$a_1d_3d_4$	$a_1d_1d_2$	$a_1c_2c_4$	$a_1c_1c_2$
$b_1c_1d_1$	$a_2c_1c_3$	$a_2c_2c_4$	$a_2b_1b_3$	$a_2b_3b_4$	$a_3d_1d_3$	$a_2d_2d_4$
$b_2c_3d_4$	$a_3d_2d_3$	$a_3d_1d_4$	$a_3c_1c_4$	$a_3c_2c_3$	$a_2b_2b_3$	$a_3b_1b_4$
$b_3c_4d_2$	$b_2c_2d_4$	$b_1c_3d_3$	$b_2c_2d_1$	$b_1c_4d_4$	$b_1c_2d_2$	$b_2c_4d_3$
$b_4c_2d_3$	$b_4c_4d_1$	$b_2c_1d_2$	$b_4c_3d_2$	$b_3c_1d_3$	$b_4c_1d_4$	$b_3c_2d_1$

Ismervén a 15 iskoláslány problémájának megoldását, elég egyszerűen át lehet térni 45 lány esetére, kik szintén hármasával egy sorban végzik naponként sétáikat.

Tekintsük a 45 iskoláslányt három különböző intézet növendékeinek és pedig legyenek az I. II. és III. intézet növendékei.

- I. $a_1, b_1, c_1, d_1, e_1, f_1, g_1, h_1, i_1, j_1, k_1, l_1, m_1, n_1, o_1$
- II. $a_2, b_2, c_2, d_2, e_2, f_2, g_2, h_2, i_2, j_2, k_2, l_2, m_2, n_2, o_2$
- III. $a_3, b_3, c_3, d_3, e_3, f_3, g_3, h_3, i_3, j_3, k_3, l_3, m_3, n_3, o_3$

Minden lánynak 44 társa lévén, 22 napra és elhelyezkedésre van szükség, hogy bármely kettő egyszer egy sorba kerüljön.

E 22 elrendezés közül 7 úgy nyerhető, hogy a lányok intézetenként végzik az első héten sétájukat, mint azt az előbbiekben elmondottuk.

A többi 15 elrendezésében már természetesen három más-más intézethez tartozó lány fog minden sorba kerülni, mert hiszen hét nap alatt ugyanazon intézet bármely két növendéke okvetlenül összejutott már egy sorba.

After knowing a solution of the problem of the 15 schoolgirls, it is possible to change the subject quite simply to the case of 45 girls who take a walk three by three in a row everyday.

Let us regard the 45 schoolgirls as the students of three different schools, and let us call them the students of school I, II or III.

Every girl has 44 partners. 22 days and 22 arrangements are required. Any two of the girls should be once together in a single row.

We can get 7 of these 22 arrangements as follows: the girls grouped in each school take a walk. In the first week, these arrangements are the same as those in the problem above.

The girls belonging to the three different schools are naturally together in a group in the rest 15 arrangements. Every row will thus contain the girls from different schools. It is because, after seven days, any two students from the same school have surely been together in a row.

E 15 elhelyezés elsőjét úgy nyerjük, hogy a fenti táblázatban ugyanazon oszlopban levő betűket helyezük egy-egy sorba.

We get these 15 placements as follows: in the table above, take the letters in a same column, and put them in each row.

Az így keletkező elrendezés a következő:

The resulting arrangement is as follows:

[p. 35]

a_1	a_2	a_3
b_1	b_2	b_3
c_1	c_2	c_3
\dots	\dots	\dots
o_1	o_2	o_3

A második elrendezést hasonlóképpen egy másik táblázat szolgáltatja, mely az elsőből úgy keletkezik, hogy a második sort egy, a harmadikat pedig két betűvel balra toljuk és az első betű elé kerülő betűket sorrendjük megtartásával a sor végére helyezük.

As the second arrangement, another table is generated from the first arrangement as follows: we move one letter of the second row to the left, two letters of the third row to the left, and we place the first letters to the end of the row with keeping their order.

Így keletkezik ez a második táblázat:

Thus, the second table is produced:

- I. $a_1, b_1, c_1, d_1, e_1, f_1, g_1, h_1, i_1, j_1, k_1, l_1, m_1, n_1, o_1$;
- II. $b_2, c_2, d_2, e_2, f_2, g_2, h_2, i_2, j_2, k_2, l_2, m_2, n_2, o_2, a_2$;
- III. $c_3, d_3, e_3, f_3, g_3, h_3, i_3, j_3, k_3, l_3, m_3, n_3, o_3, a_3, b_3$;

honnan a lányok következő második, illetve a kilencedik elhelyezkedése adódik ki.

The girls in the second table are grouped as follows, then the ninth arrangement is produced*.

*Note of the translator:

This is the ninth among 22 arrangements.

$$\begin{array}{ccc}
 a_1 & b_2 & c_3 \\
 b_1 & c_2 & d_3 \\
 c_1 & d_2 & e_3 \\
 \dots & \dots & \dots \\
 o_1 & a_2 & b_3
 \end{array}$$

Hasonló módon készíthető még 13 táblázat (a 16. már azonos lesz az elsővel) s ezekből az oszlopok sorrá alakításával nyerhető a 45 lány utolsó 13 napi elhelyezkedése.

Közvetlenül látható, hogy az így nyerhető $7 + 15 = 22$ elrendezés feladatunk megoldását adja.

Az alkalmazott módszer nemcsak $n = 45$ esetére nyújt megoldást, ha $n = 15$ -re a feladat meg van oldva, hanem általában $n = 3k$ esetére, ha $n = k$ esetében egy megoldás ismeretes.

Világos, hogy k csak $6r + 3$ alakú lehet, mert egyrészt páratlannak, másrészt 3-mal oszthatónak kell lennie.

Az elhelyezkedések száma ez esetben — jelöljük ezt mindenkorra ν_k -val — a következő:

$$\nu_k = \frac{k-1}{2} = 3r + 1$$

With the similar method, 13 more tables can be produced (the 16th table will be the same as the first). Thus, by converting the columns into a row, we can get the arrangements of the last 13 days of 45 girls.

We can see immediately that we can get $7 + 15 = 22$ arrangements in this way, and it gives the solution to our problem.

The applied method not only gives a solution in the case of $n = 45$, when the problem for $n = 15$ is solved. This method gives a solution generally in the case of $n = 3k$ if a solution in the case of $n = k$ is known.

It is clear that k can take only the form $6r + 3$. This is an odd number because of the right term. Moreover, it should be a number that can be divided by 3.

The number of the arrangements in this case — we always name this number as ν_k — is as follows:

[p. 36]

Áttérve $k = 6r + 3$ -ról $n = 3k = 18r + 9$ iskoláslány esetére, az elhelyezkedések száma:

Applying $k = 6r + 3$ to the case of schoolgirls $n = 3k = 18r + 9$, the number of the arrangements is:

$$\nu_{3k} = \frac{n-1}{2} = 9r + 4$$

Fennáll tehát a következő összefüggés:

There is therefore the following relation:

$$\nu_{3k} = \nu_k + k$$

Az említett módszerrel is először ν_k (a tárgyalt $k = 15$ esetben 7), azután k (15) számú elhelyezést nyerünk.

Also with the method above, we get first ν_k (7 in the related case of $k = 15$), and afterwards we get the arrangements of the number k (15).

Problémánk most már megoldottnak tekintendő az

Our problem should be regarded as already solved for the following cases:

$$n = 15, 45, 135, \dots, 15i, \dots$$

esetekben. Hogy még

Even the cases

$$n = 9, 27, 81, \dots, 9i, \dots$$

esetekben is megoldhassuk elegendőnek bizonyult $n = 9$ esetben egy megoldás találása.

are also can be regarded as solved if it is already proved that a solution in the case of $n = 9$ is found.

Ez a következő módon könnyen található.

This is easily found with the following method.

Írjuk a 9 iskolás lányt jelölő a, b, \dots, i betűt négyzetalakjában, egy-egy sorba hármat, és az első két oszlopot írjuk le még egyszer az utolsó után.

Az így keletkező

a	b	c	a	b
d	e	f	d	e
g	h	i	g	h

We write the 9 schoolgirls in the square form of the letters a, b, \dots, i , three girls in each row, and we write again the first two columns after the last column.

As a result, we get the following table

tábla közvetlenül szolgáltatja mind $\nu_9 = 4$ számú elhelyezést.

Az elsőt a sorok, a másodikat az oszlopok, a harmadikat és negyediket a két átlóval párhuzamosan elhelyezkedő 3-3 betű adja.

A négy elhelyezkedés tehát a következő:

p. 37]

I.	II.	III.	IV.
abc	adg	aei	ceg
def	beh	bfh	afh
ghi	cfi	cdh	bdi

and this table immediately provides all the $\nu_9 = 4$ arrangements.

We put the letters 3 by 3, and get the first square from rows, the second square from columns, the third and fourth squares from two parallel diagonals.

The four arrangements are as follows:

Utólag igazolható, hogy e négy elhelyezkedés megfelel a követelményeknek.

Then we can verify that these four arrangements meet the requirements.

Nem fölösleges talán megjegyezni, hogy e módszer természetesen csak $\nu_n = 4$ és így $n = 2\nu_n + 1 = 9$ esetében használható.

Egész általánosságban az iskoláslányok problémája így fogalmazható:

n -számú iskoláslány naponként egyszer sétálni megy, p -számú lány jutván egy-egy sorba; hogyan kell őket naponként az $\frac{n}{p}$ sorban úgy elhelyezni, hogy $\frac{n-1}{p-1}$ nap alatt bármely kettő egyszer és csak egyszer egy sorba kerüljön.

(Ehhez valóban $\frac{n-1}{p-1}$ nap szükséges, egy nap ugyanis minden lány $p-1$ számúval jut egy sorba, összesen pedig kivülről $n-1$ lány van.)

Az általános feladatot itt nem oldjuk meg, csak azt vizsgáljuk, hogy micsoda összefüggésnek kell n és p közt lenni, hogy a feladat megoldható legyen.

A szükséges feltétel a következő: 1. n -nek oszthatónak kell lenni p -vel és 2. $n-1$ -nek oszthatónak kell lenni $p-1$ -gyel.

Ha mindkét feltétel teljesül, akkor világos, hogy $n-p = n-1-(p-1)$ osztható p -vel is, $p-1$ -gyel is és így $p(p-1)$ -gyel is, tehát megoldhatósághoz szükséges, hogy

$$\frac{n-p}{p(p-1)} = a$$

Perhaps there is no need to say that this method is used naturally only in the case of $\nu_n = 4$ and $n = 2\nu_n + 1 = 9$.

In general, the problem of schoolgirls can be described as follows:

n schoolgirls go for a walk once a day, and p girls walk together in each row; how they should be grouped everyday in the $\frac{n}{p}$ rows, so that after $\frac{n-1}{p-1}$ days any two girls are together in a row once and only once?

(Actually $\frac{n-1}{p-1}$ days are necessary for it, since every girl is together in a row with $p-1$ girls in a day, and there are $n-1$ other girls.)

We do not solve here the general problem. We only examine what should be the relation between n and p so that the problem can be solved.

The necessary conditions are as follows: 1. n should be divisible by p and 2. $n-1$ should be divisible by $p-1$.

If both conditions come true, then it is clear that $n-p = n-1-(p-1)$ is also divisible by p , by $p-1$ and by $p(p-1)$ as well. Therefore, so that the problem can be solved, the following condition is necessary:

egész szám legyen, azaz n ily alakban legyen írható:

is an integer. The n in this formula can be written as follows:

$$n = p(p - 1)a + p$$

Ez a keresett, n és p közt fennálló összefüggés.

This is the required relation between n and p .

5.6 Tait problémái és hasonló feladatok: Tait's problem and similar problems

*Note of the translator:

This chapter is mainly based on an article of Peter Guthrie TAIT entitled "Listing's Topologie" (1884) [197]. In addition, KÖNIG treated also a problem related to knight's move on a chessboard, which was not treated in the article of TAIT. Although the sources of the problems were different, these problems were later on related to graph theory in KÖNIG's treatise of 1936. For more precise discussion on this fact, see 6.3.

[p. 38]

1. *Négy fehér és négy fekete kavics úgy van egy sorban elhelyezve, hogy mindig felváltva egy fehér, egy fekete következik egymás után. Hogyan lehet a nyolc követ úgy áthelyezni, hogy külön a fehérek és külön a feketék kerüljenek együvé, ha két egymás mellett fekvő követ úgy szabad két egymás mellett levő üres helyre elhelyezni, hogy a két kő sorrendje ne változzék.*

Jelöljük a fehér köveket a -val, a feketéket b -vel.

A feladat legrövidebben négy lépéssel oldható meg.

1. *Four white and four black gravels are placed in a row, so that a white one always follows a black one, and vice versa. How can it be moved to eight stones for which the white stones and the black stones stand apart, if two adjacent stones can be moved to two adjacent vacant places, and if the order of the two stones should not be changed?*

We express the white stones with a , the black ones with b .

The problem can be solved with four steps at the shortest.

Ezen legrövidebb megoldást mutatja a következő táblázat:

The following table shows this shortest solution:

	•	•	a	b	a	b	a	b	a	b
1)	b	a	a	b	a	b	a	•	•	b
2)	b	a	a	b	•	•	a	a	b	b
3)	b	•	•	b	a	a	a	a	b	b
4)	b	b	b	b	a	a	a	a	•	•

Nehezebb az analóg feladat megoldása több kő esetében.

It is more difficult to solve the similar problem in the case of more stones.

Ha a fehér és fekete kövek száma külön-külön:

If the number of the white and black stones is:

$$n = 5, 6, 7, 8, 9, 10, \dots$$

akkor a legrövidebb megoldáshoz szükséges lépések száma rendre:

then the number of steps necessary to the shortest solution is respectively:

$$5, 7, 7, 9, 9, 11, \dots$$

[p. 39]

2. Ha a játékszabályt úgy változtatjuk, hogy két kő áthelyezésekor sorrendjük mindenkor megváltoztandó, akkor az előbbi feladat ($n = 4$ esetében) csak öt lépéssel oldható meg, például a következőképpen:

2. If the rules of the game are changed so that *two stones always exchange their places when they are moved*, then the former problem (in the case of $n = 4$) can be solved with only five steps, for example as follows:

	•	•	<i>a</i>	<i>b</i>	<i>a</i>	<i>b</i>	<i>a</i>	<i>b</i>	<i>a</i>	<i>b</i>
1)	<i>a</i>	<i>b</i>	<i>a</i>	<i>b</i>	<i>a</i>	<i>b</i>	<i>a</i>	•	•	<i>b</i>
2)	<i>a</i>	<i>b</i>	<i>a</i>	•	•	<i>b</i>	<i>a</i>	<i>a</i>	<i>b</i>	<i>b</i>
3)	<i>a</i>	•	•	<i>a</i>	<i>b</i>	<i>b</i>	<i>a</i>	<i>a</i>	<i>b</i>	<i>b</i>
4)	<i>a</i>	<i>a</i>	<i>a</i>	<i>a</i>	<i>b</i>	<i>b</i>	•	•	<i>b</i>	<i>b</i>
5)	<i>a</i>	<i>a</i>	<i>a</i>	<i>a</i>	<i>b</i>	<i>b</i>	<i>b</i>	<i>b</i>	•	•

3. Nyolc pénzdarab van az asztalon egy sorban. Hogyan és hány lépéssel lehet elérni, hogy a pénzdarabok mind párosával legyenek az asztalon, ha egy lépés abból áll, hogy egy pénzdarabot (akár jobbra, akár balra) két mellette fekvőn átugratunk és a harmadikra rátesszük?

Jelöljük az üres helyet 0-val, s a helyet, hol 1, illetőleg 2 pénzdarab van, 1-gyel, illetőleg 2-vel.

A feladat egyik négy lépéses megoldását mutatja a következő táblázat:

	1	1	1	1	1	1	1	1
1)	1	2	1	1	0	1	1	1
2)	1	2	0	1	0	1	2	1
3)	2	2	0	0	0	1	2	1
4)	2	2	0	0	0	0	2	2

Ha a pénzdarabok száma n kisebb 8-nál, a feladat nem oldható meg, ellenben ha $n > 8$ és páros, akkor feladatunknak mindig van megoldása.

3. Eight coins are put in a row on a table. All the coins are put in pairs [two by two]. A step consists of the following acts: a coin (the right or the left) skips over two coins lying beside it, and is placed on the third coin. How and how many steps can be achieved?

We express the empty space with 0, and the place of 1 or 2 coin(s) with 1 or 2.

One of the solutions to the problem is shown in four steps in the following table:

If the number of coins n is less than 8, the problem cannot be solved. If, however, $n > 8$ and is an even number, then there is always a solution to the problem.

4. Két fehér és két fekete kő úgy van egy sorban elhelyezve, hogy az 1. és 2. helyen 1–1 fehér, a 4. és 5. helyen 1–1 fekete kő van; a 3. hely üres.

Hogyan és hány lépéssel cserélhetnek helyet a fehér és fekete kövek, ha egy lépés abból áll, hogy egy követ egy hellyel jobbra, vagy egy hellyel balra tolunk, vagy pedig egy szomszédos kövön egy üres helyre átugratunk?

Könnyen nyerjük a következő nyolclépéses megoldást (a ismét a fehér; b a fekete köveket jelöli):

[p. 40]

	a	a	\bullet	b	b
1)	a	\bullet	a	b	b
2)	a	b	a	\bullet	b
3)	a	b	a	b	\bullet
4)	a	b	\bullet	b	a
5)	\bullet	b	a	b	a
6)	b	\bullet	a	b	a
7)	b	b	a	\bullet	a
8)	b	b	\bullet	a	a

4. Two white stones and two black stones are placed in a row, so that the white stones are put one by one on the places 1 and 2; the black stones are put one by one on the places 4 and 5; the place 3 is empty.

A step consists of the following acts: a stone moves to the right or to the left, or it skips over an adjacent stone to a blank place. How and with how many steps can the white stones and black stones exchange their place?

We get easily a solution with the following eight steps (a represents again the white stones; b represents the black stones)*:

*Note of the translator:

The procedure consists of the following steps: 1) a moves to the right; 2) b skips over a ; 3) b moves to the left; 4) a skips over b ; 5) a skips over b ; 6) b moves to the left; 7) b skips over a ; 8) a moves to the right.

5. Hasonló feltételekkel, mint az előbbi feladatban, hogyan cserélhetnek helyet a fehér és fekete kövek a következő táblában?

5. Under rules similar to those in the problem above, how can the white stones and black stones exchange their place in the following table?

b	b	b	a	a
b	b	b	a	a
b	b		a	a
b	b	a	a	a
b	b	a	a	a

12. ábra

Először is a középső vízszintes sorban cseréljük fel a fehér és fekete köveket, az utolsó feladatban megadott módon; azután a középső függélyes sorban hajtjuk ezt végre, de nem egyhuzamban, hanem amint az egyik vízszintes sorban a középső hely megüresedik: abban a sorban cseréljük fel éppúgy, mint előbb, a fehéreket a feketékkel.

Mint hogy pedig a középső függélyes sor tagjainak felcserélésekor minden hely többször is üres lesz, azért feladatunk ily módon igen röviden megoldható.

[p. 41]

Mivelhogy egy sorban vagy oszlopban a fehér és fekete kövek nyolc lépéssel cserélhetnek helyet, azért ezen feladat (legrövidebben) $6 \times 8 = 48$ lépésben oldható meg.

Ha általánosságban a négyzet egy oldala mentén $2p + 1$ mező van, akkor a feladat $2p(p + 1)(p + 2)$ lépésben oldható meg.

6. *Az előbbi két feladat feltételeivel hogyan cserélhetnek helyet a 13. ábra szerint elhelyezett fehér és fekete kövek, ha csak a vastagabb vonallal bekerített területen belül mozoghatnak?*

First we exchange the white stones and the black stones in the middle horizontal row with the method shown in the last problem; and then we carry it out in the middle vertical row, not [the whole step] at once, so that the middle place of one of the horizontal rows is emptied: in that horizontal row, we exchange the white ones and the black ones with the same method as before.

Because the middle places of horizontal rows will be empty one after another corresponding to the steps of the replacement of the stones in the middle vertical row, our problem can be solved most shortly with such a method.

Because the white stones and the black stones in a row or in a column can exchange their places with eight steps, this problem can be solved with $6 \times 8 = 48$ steps (the most shortly).

If, in general, an edge of the square has $2p + 1$ fields, then the problem can be solved in $2p(p+1)(p+2)$ steps.

6. *How can we change the rules of the above two problems to solve the problem in which the white stones and the black stones are placed as shown in the figure 13, if the stones cannot go outside of the area framed with the thick lines?*

A kis betűk a fehér, a nagyok a fekete köveket jelentik, a O-val jelzett mező üres.

The lower-case letters indicate the white stones, the upper-case letters indicate the black stones, the field expressed with O is empty.

a	b	c		
d	e	f		
g	h	o	H	G
		F	E	D
		C	B	A

13. ábra

A feladat sok megoldásának egyikét ábrázolja ez a sorozat.

The following series represents one of many solutions to the problem.

hHOfFEHGOCbhgdFFCOhHBACOCabhHO
cfFDGHBCOghefFOhHO

*Note of the translator:

The letters in the sequence indicate a place that becomes empty, which was initially the place o . According to the sequence of letters, for example at the first step, a white stone h moves to o , and the place h becomes empty; and at the second step, a black stone H skips over the white stone h at the place o , and comes to the place h ; and so on.

Az egyes betűk jelentik itt a (13. ábra szerint) sorban annak a kőnek a helyét, melynek rendre az egyetlen (de változó) üres helyet kell elfoglalnia.

A feladat oly könnyen megoldható, hogy inkább az lehet a kérdés, hogy ki oldja meg rövidebben.

[p. 42]

Nehéz lesz azonban a feladat, ha kikötjük, hogy a fehér kövek csak jobbra és lefelé, a feketék pedig csak balra és felfelé mozoghatnak.

A fenti megoldás ezen megszorításnak is eleget tesz.

A következő feladat megoldását sem könnyű megtalálni.

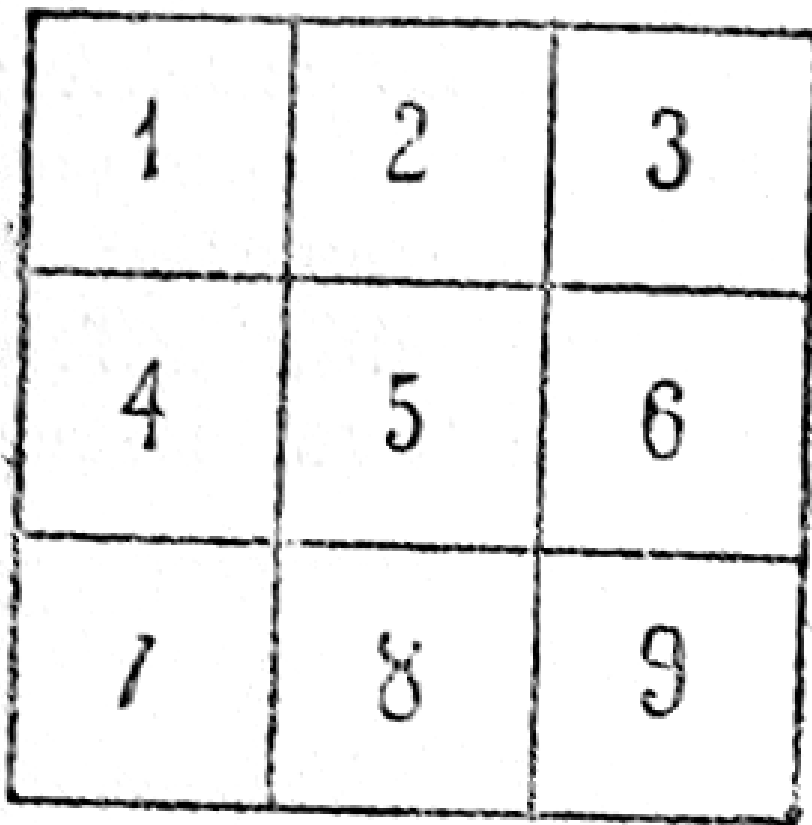
The single letters mean here (according to the figure 13) the place of the stone in the row, where the only (but variable) blank should successively occupy.

The problem can be solved so easily that it can be rather a question to be solved more shortly.

However, the problem is difficult if we insist that the white stones can move only to the right and down, while the black ones only to the left and upwards.

The solution shown above satisfies also these conditions.

It is not easy to find solutions to the following problem.



14. ábra.

7. Az 1. és 3. mezőn (l. 14. ábrát) fehér, a 7. és 9-en fekete kövek állanak. Hogyan cserélhetnek ezek helyet ha mindegyik csak lóugrásban haladhat?

7. White stones are in the fields 1 and 3 (see Figure 14), and black stones in the fields 7 and 9. How can they exchange their places if every stone can move only in the knight's move?*

*Note of the translator:

This problem originated in a manuscript of P. GUARINI DI FORLI (1512). LUCAS [152] and AHRENS [1] treated this problem in their books. We will discuss the relation between TAIT's problems, knight's moves and graph theory in 6.3.

A feladat legrövidebben 16 lépésben oldható meg.

E 16 lépéses, igen szabályos megoldás a következő:

1-8, 3-4, 9-2, 7-6; 4-9, 6-1, 2-7, 8-3;
1-8, 3-4, 9-2, 7-6; 4-9, 6-1, 2-7, 8-3.

The problem can be solved the most shortly in 16 steps.

The most regular solution in these 16 steps is as follows:

5.7 Elhelyezkedések körben: Positions on a ring

[p. 43]

1. *Hogyan lehet körben álló gyerekeket különböző módokon úgy felállítani, hogy mindegyik mindegyiknek egyszer és csak egyszer legyen szomszédja?*

Minden gyereknek egyszerre két szomszédja van s így azon gyerekek száma, kik már pld. A -nak szomszédjai voltak, mindig páros.

A -t is beszámítva tehát, a gyerekek számának páratlannak kell lenni, hogy feladatunk megoldható legyen.

Ennek és a következő feladatnak megoldását egy-egy geometriai ábra segítségével lehet legkönnyebben nyerni.

Könnyebb érthetőség kedvéért legyen a gyerekek száma $2n + 1 = 11$, bár a következő meg gondolás egész általánosan minden n -re használható.

1. *How is it possible to let children stand together on a ring, and let them exchange their positions so that every child will be a neighbor [to each of the other children] once and only once?*

All the children have two neighbors, and thus the number of children who will be, for example, A 's neighbors is always even.

Therefore, the number of children including A must be an odd number, so that the problem can be solved.

This problem and the following problem can be solved the most easily with the help of a geometric figure.

To understand more easily, let the children's number be $2n + 1 = 11$, although the consideration below can be applied generally to any n .

Osszuk fel egy kör területét (l. a 15. ábrát) $2n = 10$ egyenlő részre s írjuk az osztópontokhoz a gyerekeket jelölő B, C, D, \dots, K betűket.

Az A betűt, mint a rajzban látható, az átmérőre írjuk.

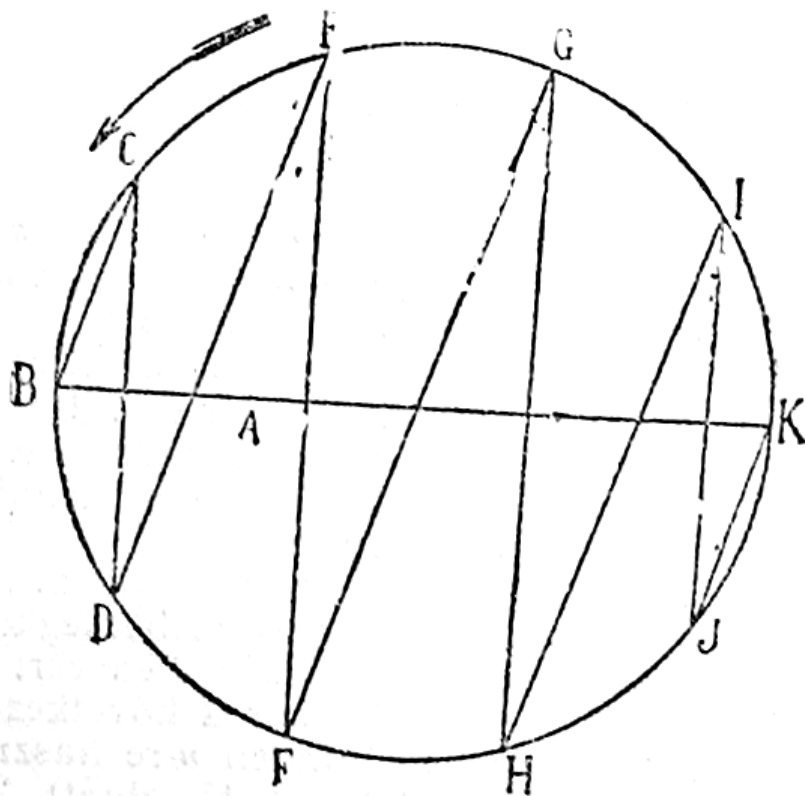
Legyen a gyerekek első elhelyezése a következő:

Let us divide a round area into (see Figure 15) $2n = 10$ equal parts [of circumference], and identify the children at the dividing points with letters B, C, D, \dots, K .

The letter A is, as shown in the drawing, written on the diameter.

Let the first disposition of the children be as follows:

I. $A B C D E F G H I J K$



15. ábra.

mint azt a törtvonal az ábrában mutatja (az első betű az utolsó után következőnek tekintendő).

As shown in the figure, children stand on the points on the ring cut by a straight line (we consider that the first letter succeeds to the last letter)*.

*Note of the translator:

We should notice that not the circle but the straight lines connect neighbors. The solution of the problem is represented by the sequences of letters on the straight lines.

[p. 44]

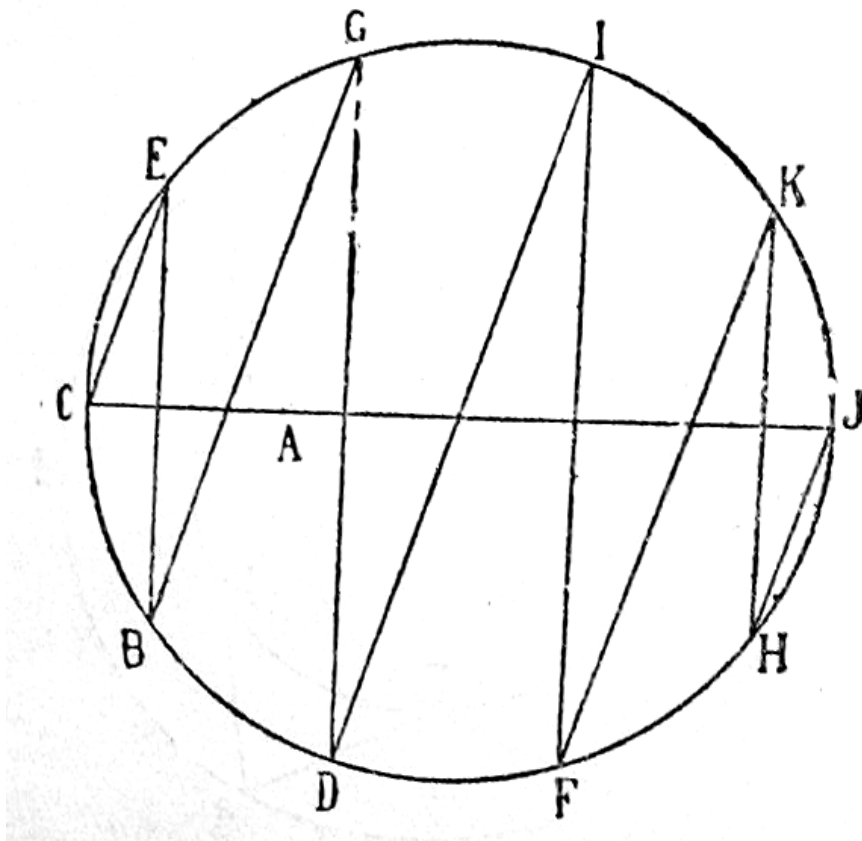
Hogy a gyerekek második elhelyezését nyerjük, forgassuk el a kört, az annak pontjait jelölő betűkkel együtt a nyíl irányában $\frac{360}{2n} = 36$ fokkal, változatlanul hagyva az ábra egyenes vonalait s az ezen lévő A betűt.

Ha a törtvonal mentén most álló számokat sorban leírjuk (l. a 16. ábrát), nyerjük a gyerekek második elhelyezését:

We obtain the second disposition of the children as follows: rotate the circle together with the points indicated with letters in the direction of the arrow by $\frac{360}{2n} = 36$ degrees, changing neither the straight lines nor the letter A on the line of the figure.

If we describe here the letters along the dividing lines (see Figure 16), we get the second arrangement of the children:

II. $A, C, E, B, G, D, I, F, K, H, J.$



16. ábra.

Forgassuk el ugyanannyival tovább a kört, akkor a következő sorrendben nyerjük a betűket:

We rotate the circle more in the same way, then we get the letters in the order as follows:

III. $A, E, G, C, I, B, K, D, J, F, H$

Hasonlóan nyerjük a gyerekek negyedik és ötödik elhelyezését is:

Similarly, we will get the fourth and fifth arrangements:

[p. 45]

IV. $A, G, I, E, K, C, J, B, H, D, F$;V. $A, I, K, G, J, E, H, C, F, B, D$.

Így minden gyerek egyszer és csak egyszer volt a többinek szomszédja.

Minthogy egy gyerekek egyszerre csak két szomszédja lehet, azért valóban n különböző elhelyezésre van szükség, hogy a többi $2n$ gyerek egyszer melléje juthasson.

2. *Egy asztal körül hölgyek és urak egyenlő számban ülnek, mindig fölváltva egy hölgy, egy úr. Többszörös helyváltoztatással hogyan érheti el a társaság, hogy minden hölgy egyszer és csak egyszer kerüljön ugyanazon szomszédságba és fordítva?*

Minthogy minden hölgynek egyszerre két szomszédja van, azért a feladat akkor oldható meg, ha az urak és hölgyek száma külön-külön páros, tehát $2n$ alakú.

[p. 46]

Legyen pld. $2n = 6$.

Jelöljük a hölgyeket a külső kör a, b, c, d, e, f pontjaival (l. a 17. ábrát) s az urakat a belső kör A, B, C, D, E, F pontjaival.

Thus, all children once and only once was a neighbor of the others.

One child can have only two neighbors at once, thus it is necessary that the child stands [successively] at n different locations, and that [each of] the other $2n$ children stands only once beside the child.

2. *An equal number of women and men sit around a table, always alternately a lady next to a gentleman and vice versa. With multiple replacements, how can every woman sit besides each man once and only once, and vice versa [every men]?*

Each woman has always two neighbors. Therefore, the problem can be solved if each of the number of men and the number of women is an even number, thus in the form $2n$.

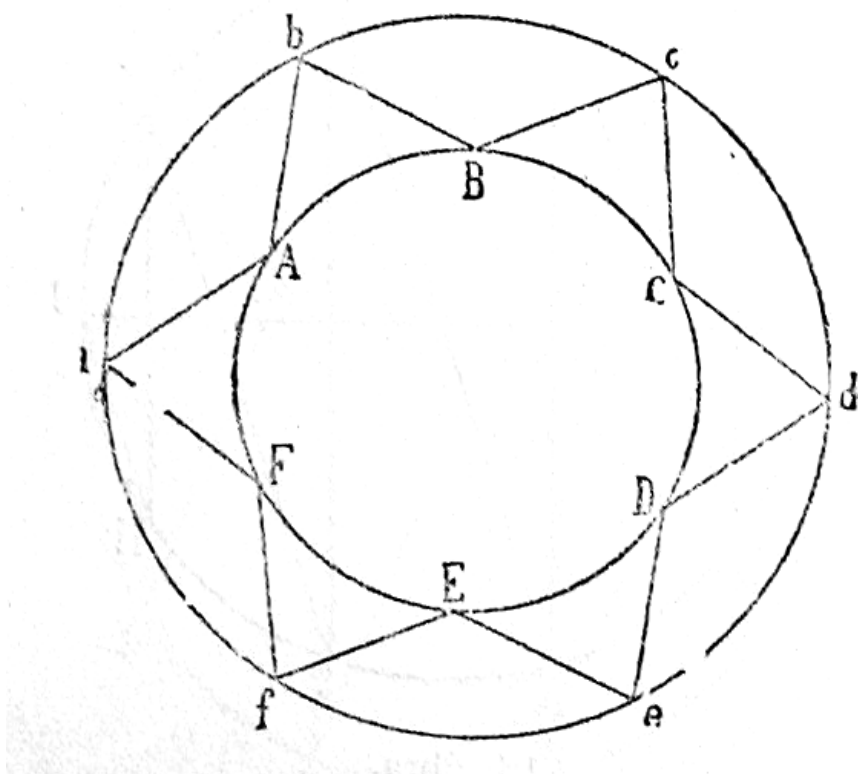
For example, let $2n = 6$.

We express the women of the outer circle with points a, b, c, d, e, f (see Figure 17) and the men of the inner circle with points A, B, C, D, E, F .

Az ábrából kitűnik a társaság első elhelyezkedése:

The diagram shows the first arrangement of the group:

I. $a, A, b, B, c, C, d, D, e, E, f, F^*$



17. ábra.

(az első a betű ismét az utolsó F után következőnek tekintendő).

(the first letter a continues again after the last F)**.

*Note of the translator:

Although the letters in the figure is not very clear, the letters are displaced on the circles clockwise in alphabetical order.

** As same as the problem of children, the straight lines connect neighbors. Because the whole connected straight lines form a loop, a is adjacent to F .

Hogy a társaság második és harmadik elhelyezését nyerjük, forgassuk el a belső kört középpontja körül, míg A a C , majd az E helyébe jut. Így nyerjük a következő elhelyezéseket:

- II. $a, E, b, F, c, A, d, B, e, C, f, D$;
 III. $a, C, b, D, c, E, d, F, e, A, f, B$.

Az I., II., III. elhelyezésében valóban minden kis betű egyszer és csak egyszer fordul elő minden nagy betű mellett — és viszont.

[p. 47]

3. *Egy asztal körül n -számú házaspár ül; úgy akarnak elhelyezkedni, hogy férj és feleség ne kerüljön egymás mellé és mégis hölgynek csak urak, úrnak csak hölgyek legyenek szomszédjai. Lehetséges-e az ilyen elhelyezkedés, és ha igen, hányféle megfelelő elhelyezkedés létezik?*

A feladat $n = 2$ esetében nem oldható meg, de minden nagyobb n -re megoldható.

Jelöljük az urakat a nagy A, B, C, \dots betűkkel és nejeiket a megfelelő kis betűkkel.

Világos, hogy $n = 3$ esetében csak egy megoldás létezik, amidőn t. i. minden asszony urával szemben ül:

To obtain the second and third arrangements of the group, we rotate the inner circle around the center. A is then replaced by C , and then E . Thus we get the following arrangements:

In the arrangements I, II and III, every lowercase letter occurs indeed adjacently to every uppercase letter once and only once — And vice versa.

3. *n couples sit around a table; let them dispose so that a husband and a wife should not be side by side, and yet men are adjacent only to women, women only to men. Is such a position possible? If so, how many proper positions are there?*

The problem cannot be solved in the case of $n = 2$, but can be solved for all the larger n -s.

We express the men with uppercase letters A, B, C, \dots , and their wives with the suitable lowercase letters.

It is clear that, in the case of $n = 3$, there is only one solution. That is, every woman sits not adjacently to her husband:

$$AbCaBc$$

képviseli ezen elhelyezkedést.

Négy házaspár esetében ez a két megoldás létezik:

represents this arrangement.

In the case of four couples, the following two solutions exist:

$$AcBdCaDb$$

és

and

$$AdBaCbDc$$

Az n növekedésével a megoldások száma rohamosan nő, $n = 5$ esetben például már 13 megoldás van.

Ezek egyike a következő:

If n becomes larger, the number of solutions becomes much larger. For example, in the case of $n = 5$, the number of solutions is already 13.

Here is one of the solutions:

$$AcBaCeDbEd$$

4. Egy hajóban 15 kereszttyén és 15 török ül. Vihar keletkezik és így a hajó legfeljebb 15 utast tud partra szállítani. Megállapodnak, hogy a sorsra bízzák e 15 utas kiválasztását. Ezért körbe állnak és egy bizonyosnál elkezdve minden kilencediket a tengerbe dobják, mindaddig, míg csak 15-en maradnak a hajón. Milyen rendben állott fel a 30 utas, ha éppen a 15 török került a tengerbe, anélkül, hogy csak egy kereszttyén is elpusztult volna?

4. 15 Christian and 15 Turks are seated on a boat. Storm occurs, therefore the boat can carry only passengers up to 15 to the coast. They agree that this selection of 15 passengers is left to the fate. Therefore, they do a round starting from a certain one, and the ninth is thrown into the sea until the moment when only 15 people remain on the boat. How were the 30 passengers properly arranged if only the 15 Turks got into the sea without any Christian being thrown?*

*Note of the translator:

This problem is found not in the books *Récréations mathématiques* (1882–1894) but on p. 12 of *Arithmétique amusante* (1895) by LUCAS, though KÖNIG does not refer to this part of the book. On the other hand, AHRENS' *Mathematische Unterhaltungen und Spiele* (1901), to which KÖNIG referred, includes also this problem (p. 287). See Section 5.10.2 for KÖNIG's references.

A feladat a következőképpen könnyen megoldható:

Vegyünk fel egy egyenesen vagy egy körön 30 pontot (utóbbi esetben is az első pont az utolsó után [p. 48] következőnek tekintendő) és az elsőnél kezdve a számlálást, jelöljük meg minden kilencediket, míg csak 15-öt meg nem jelöltünk (a megjelölt pontok később számításán kívül hagyandók).

A megjelölt 15 helyet fogja a 15 török elfoglalni, a többit a 15 kereszttyén.

This task is easily solved as follows:

Let 30 points be on a straight line or a circle (in the latter case, the first point to be considered as coming after the last one). Start the count from the first one, let us mark every ninth point, until the moment when only 15 points are left unmarked (the marked points are ignored in the next count).

The marked 15 places will be occupied by 15 Turks, the others by 15 Christians.

Így nyerjük a következő elhelyezést: 4 keresztyén, 5 török, 2 k., 1 t., 3 k., 1 t., 1 k., 2 t., 2 k., 3 t., 1 k., 1 t., 2 k., 1 t., mely könnyen észbentárható a következő latin vers segítségével:

Thus the following arrangement is obtained: 4 Christians, 5 Turks, 2 C. 1 T. 3 C. 1 T. 1 C. 2 T. 2 C. 3 T. 1 C. 1 T. 2 C. 1 T. It can be easily expressed with the help of the following Latin poem:

Populeam virgam mater regina ferebat

hol az egyes magánhangzók az ábécé szerinti sorrendjükben az 1–5 számokat jelölik, *a, e, i, o, u* rendre 1-et, 2-t, 3-at, 4-et, 5-öt jelent.

where the single vowels indicate the 1–5 numbers according to the alphabet, that is, *a, e, i, o, u* means 1,2,3,4,5 successively.

A magánhangzók sorrendje e versben:

The sequence of vowels in this verse is:

o, u, e, a, i, a, a, e, e, i, a, e, e, a

mely tehát a számok következő sorához vezet:

which thus leads to the following numbers:

4, 5, 2, 1, 3, 1, 1, 2, 2, 3, 1, 2, 2, 1

Ilyen számban ülnek felváltva keresztyének és törökök a hajóban.

Following this sequence of numbers, Christians and Turks sit in the boat.

A 15 keresztyén és 15 török feladatához nagyon hasonlít a következő feladat.

The problem of 15 Christians and 15 Turks is very similar to the following problem.

5. *Josephus egy ízben 40 társával egy pincébe menekült. Társai elhatározzák, hogy inkább megölik magukat, semhogy az ellenség elfogja őket. Körbe állnak és megegyeznek, hogy minden harmadikat megölik, az utolsó pedig maga ölje meg magát. Melyik helyre állott Josephus s hova állította legjobb barátját, úgy hogy ő utolsónak, barátja pedig utolsó előttinek maradt?*

Ennek a feladatnak a megoldását is ép úgy nyerhetjük, mint az előbbiét: Josephus a 31., barátja pedig a 16. helyre állott.

Ugyancsak egy bizonyos sor minden n -edik tagjának kiválasztásán alapszik a következő feladat.

6. *Kezünkbe veszünk bizonyos számú kártyát, a legfelsőt letesszük az [p. 49] asztalra, a másodikat pedig a kezünkbe levő kártya-csomó alá, a harmadikat megint az asztalra, az elsőre rá, a negyediket a kártyák alá, stb. egész addig, míg az összes kártyákat le nem raktuk. Mily sorrendben kell a kártyákat a kezünkbe venni, hogy a kártyák az asztalon bizonyos előre megállapított sorrendben következzenek egymásután?*

Vegyünk pld. 4 kártyát és jelöljük ezeket az 1, 2, 3, 4 számokkal.

Ha a következő sorrendben vesszük kezünkbe a kártyákat:

5. *Josephus escaped into a cellar with 40 fellow refugees. His fellows decide that they rather kill themselves than being captured by the enemy. They do a round and count so that every third one is killed, and let the last one kill himself. Which place should Josephus begin with, and where Josephus and his best friend should be placed, so that he is the last one, and his friend left just before the last?*

We can solve also this problem in a similar way to the previous problem: Josephus stands at the 31st place, and his friend stands at the 16th place.

Similarly, The problem below is based on the selection of the n -th member on a line.

6. *Take a certain number of cards in our hand, and put the top card down on the table; put the second card under the bundle of cards in our hand, the third card again on the table on which the first one was put, the fourth card under the cards, etc. until the time when all cards are put on the table. In what order the cards in our hands should be taken in advance, so that the cards on the table will be ordered properly?*

Take, for example, 4 cards, and mark them with numbers 1, 2, 3, 4.

If we take the following sequence of cards in our hands:

1, 2, 3, 4 (I)

akkor az asztalon a

then [after the above-mentioned procedure], the cards on the table will be ordered as follows:

4, 2, 3, 1 (II)

sorrendben fognak feküdni. Ha pld. az

If, for example, we want to obtain the cards on the table in the following order:

1, 2, 3, 4

sorrendet akarjuk elérni, vagyis hogy az első helyre

that is, if we want the order above be changed as follows:

4	helyébe (to)	1
2	”	2
3	”	3
1	”	4

jusson, akkor (I)-ben is így kell a számokat felcserélni; a

then also in (I), the numbers should be replaced; from the order

4, 2, 3, 1

elhelyezésből valóban a kívánt

indeed the desired order

1, 2, 3, 4

sorrendhez jutunk.

is obtained.

Ugyanezen eljárást használhatjuk, ha a kártyák száma nagyobb.

7. Más feladat lehet meghatározni, hogy n számú kártya esetében a fenti eljárást többször ismételve, hányadszorra (x) nyerjük vissza az eredeti sorrendet.

Hogy ezt mindig vissza kell valamikor nyernünk, az természetes, mert hiszen n elem $n!$ -féleképp, tehát véges számú módon helyezhető el egymás után.

[p. 50]

Ha pld. $n = 5$ kártyánk van

1, 2, 3, 4, 5

sorrendben, akkor rendre a következő elrendezéseket nyerjük:

- 1) 5, 3, 1, 2, 4
- 2) 4, 1, 5, 3, 2
- 3) 2, 5, 4, 1, 3
- 4) 3, 4, 2, 5, 1
- 5) 1, 2, 3, 4, 5

tehát $x = 5$ -ödszörre nyertük vissza az eredeti sorrendet.

Hasonlóan nyerjük, hogy

$x = 2, 3, 2, 5, 4, 6, 6, 8, 6, \dots$

The same procedure can be used even if the number of cards is larger.

7. We can suggest another problem below. *With n cards, repeat the procedure above several times. After how many tries (x), we get again the original order?*

It is natural that we must get sometime the original order again. Since there are n elements, there are $n!$ different ways, which can thus be placed after each other, on a finite number of manners.

If, for example, there are $n = 5$ cards

then, we get the following order:

Therefore at $x = 5$ we got again the original order.

We get similarly that

ha

| if

 $n = 2, 3, 4, 5, 6, 7, 8, 9, 10, \dots$

5.8 Átkelési, átöntési és vasúti feladatok: Problems of traversing, pouring and railway

[p. 51]

E fejezetbe tartozó feladatok között a legismertebb a következő:

1. *Egy révésznek át kell szállítani a folyón egy farkast, egy kecskét és egy káposztafejet. Csónakja azonban olyan kicsiny, hogy rajta kívül legfeljebb a két állat egyike vagy a káposztafeje fér még el. Természetesen az átszállításnál vigyázni kell a révésznek, hogy sem a farkas és a kecske, sem a kecske és a káposzta ne maradjon együtt sem az innenső, sem a túlsó parton, ha ő maga nincs jelen.*

A megoldás igen egyszerű.

Átviszi a kecskét és visszajön a farkasért (vagy a káposztáért), ezt átviszi és a kecskét megint visszahozza.

Most átviszi a káposztafejet (illetőleg a farkast), úgy hogy az innenső parton marad még a kecske s a túlsón van a farkas és a káposzta, végül visszajön a révész és átviszi a kecskét is.

Among the problems in this chapter, the best-known is the following problem:

1. *A ferryman has to transport a wolf, a goat and a cabbage across the river. His boat is so small that he can transport at best two among animals and a cabbage apart from himself. Of course the ferryman has to manage the transfer [on the boat]: neither the wolf and the goat, nor the goat and the cabbage must not be left together either on the hither side or on the opposite side of the river, if the ferryman is not beside them.*

The solution is simple.

Carry over the goat and comes back for the wolf (or for the cabbage), carry this over and bring back the goat again.

Carry over the cabbage now (which joins the wolf), so that the goat is left on the hither side yet, and the wolf and the cabbage are on the opposite one. The ferryman comes back finally and carries over the goat.

2. *Egy szakasz katonaság egy folyóhoz jut, melyen nem vezet át híd. Két kisfiú játszadozik egy csónakban, mely azonban oly kicsiny, hogy legfeljebb egy katonát bír el, [p. 52] de a két gyerek egyszerre is elfér benne. Hogyan kelhet át az egész katonaság a folyón?*

Az eljárás a következő:

A két fiú átevez a túlsó oldalra, egyikük kiszáll s a másik visszahozza a csónakot. Egy katona egyedül átkel és a túlsó parton lévő fiú visszahozza a csónakot.

A két fiú megint együtt átevez, az egyik a túlsó parton marad, a másik áthozza a csónakot; egy katona most megint átkel, stb. stb.

Így tehát kétszer annyi ide- és odacsónakázásra van szükség, mint ahány katona van a szakaszban, hogy az egész szakasz a túlsó oldalra jusson.

3. *Három úr három szolgájával egy folyón akar átkelni. A csónak, melyet a parton találnak, legfeljebb két embert bír el. Hogyan fogják az urak az átkelést intézni, ha, félve a szolgáktól, nem akarják, hogy (akár az innenső, akár a túlsó parton) a szolgák többségben legyenek felettük?*

2. *A section army guards a river, across which there is no bridge. Two little boys play in a boat. This boat is too small to hold more than a soldier, but these two children fit well simultaneously. How can all the soldiers get across the river?*

The procedure is as follows:

The two boys row to the other side; one of them gets out and the other one brings back the boat. A soldier gets across alone, and the boy on the opposite side brings back the boat.

The two boys row together again, one of them stays on the opposite side, the other one brings back the boat; a soldier gets across again now, etc. etc.

Thus, it is necessary to row here and there twice as many times as the number of soldiers in the section for the entire section to reach the other side.

3. *Three lords want to cross a river with three servants. The boat, which is found on the riverside, is able to carry at most two men. How will the lords arrange the crossing if, being afraid of the servants, they do not want to let the number of the servants larger than themselves. (both on this side, and on the opposite side)?*

A legrövidebb megoldás a következő:

Az első szolga átviszi először a másodikat, aztán a harmadikat és visszahozza a csónakot.

Most áthajózik két úr és visszatér egy úr egy szolgálival, úgy, hogy még két úr és szolga van az innenső parton.

A két úr átkel, s a túlsó oldalon lévő szolga egymásután átviszi két társát.

4. *Három féltékeny férj feleségével egy folyón akar átkelni. Egyetlen hajójukban legfeljebb két személynek van helye. Hogyan fognak e csónak segítségével mind a hatan a túlsó partra jutni, ha a férjek megállapodtak, hogy egyik asszony se lehessen férfitársaságban, ha ura nincs jelen?*

A megoldás egészen a 3-as feladat mintájára történhetik:

Két asszony átevez, az egyik visszajön és átviszi a harmadikat, majd áthozza a csónakot és férjével az innenső parton marad, míg a másik két férj átevez.

Az egyik mindjárt visszajön feleségével, ezt itt hagyja és átviszi a harmadik férjet.

The shortest way is as follows:

The first servant carries over the second servant first, carries the third servant secondly, and then brings back the boat.

Two lords row over now and one lord returns with one servant, then there are still two lords and one servant on the hither side.

The two lords get across, and the servant on the other side carries over his two fellows.

4. *Three jealous husbands and their wives want to cross a river. At most two persons can be carried at once with their boat. With this boat, how will all the six persons manage to get to the opposite side, if the husbands came to an agreement that a woman cannot be with a man if her husband is not present?*

The solution can be entirely based on the sample of the 3rd problem:

Two women row, one of them comes back, and carries over the third woman. She brings over the boat, and she is left on this side with her husband, while the other two husbands row over.

One of them is back with his wife, leave the wife here, and carry forward the third husband.

A túlsó parton lévő asszony aztán átvizsgálja egymásután a másik [p. 53] ketőt, vagy csak az egyiket; a másikért akkor ura jön át.

Ezt az egész megoldást magában foglalja a következő kis latin vers:

It duplex mulier, redit una, vehitque manentem
 Itque una, utuntur tunc duo puppe viri.
 Par vadit, redeunt bini; mulierque sorores
 Advehit; ad propriam sive maritus abit.

The woman on the opposite side carries over the other two, or only one of them; for the other woman, her husband comes round.

The whole of this solution is included in the following little Latin verse:

A feladat igen sok irányban általánosítható (a partok közt szigetek terülhetnek el, az átkelő házaspárok száma nagyobb lehet; sőt vannak olyan tárgyalások is, melyek a bigámiát is megengedik), de ezen feladatokkal itt nem foglalkozunk.

4. *Két embernek 8 liter bora van egy 8 literes edényben, hogyan felezhetik meg ezt a bort, ha a 8 literes edényen kívül csak egy 5 literes és egy 3 literes edény áll rendelkezésükre?*

The problem can be generalized in a great many directions (islands can be extended between the riversides, the number of crossing couples can be larger; there are indeed discussions in which the bigamy is allowed), but we do not deal with these problems here.

5.* *Two men have 8 litres of wine in an 8-litre pot. How this wine can be divided into halves if, apart from the 8-litre pot, only 5-litre pot and 3-litre pot are at their disposal?*

*Note of the translator:

“4” in the original text may be a misprint. The number of the paragraph should be 5.

A megoldást találgatás, próbálgatás segítségével nyerhetjük. A legegyszerűbb megoldás ez:

We can get the solution with the help of guessing and experimenting. The simplest solution is this:

Az 1. (8 literes) edényből feltöltjük a 2.-at (az 5-literest) ebből pedig a 3. (3 lit.) edényt, úgy, hogy az első edényben: 3, a 2.-ban: 2, a 3.-ban: 3 liter bor lesz.

A 3.-ban lévő 3 liter bort az 1.-be, a 2.-ban lévő 2 litert a 3.-ba öntjük s az elsőből feltöltjük a 2.-at; ekkor a három edényben 1, illetőleg 2 liter bor lesz.

From the 1st (8-litre) pot we charge the 2nd (5-litre), from this we charge the 3rd (3-litre) pot, so that the wine will be in the first pot: 3, in the second pot: 2, in the third pot: 3 litres.

We pour 3 litres of wine in the 3rd pot into the 1st pot, 2 litres in the 2nd pot into the 3rd, and from the first pot we charge the 2nd pot; at this time the wine will be in the three pots, 1 or 2 litres*.

*Note of the translator:

1st: 1 litre; 2nd: 5 litres; 3rd: 2 litres.

A 2.-ből most megtöltjük a 3.-at, s az ebben összekerülő 3 litert az elsőbe öntjük.

Ezzel a feladat meg van oldva, mert az 1. és 2. edényben 4-4 liter bor van.

A feladat ezen megoldását mutatja a következő könnyen megérthető kis táblázat:

from the 2nd we fill now the 3rd, and we give the 3 litres in the 3rd into the first.

This problem is solved, because 4 litres of wine are in each of the 1st and the 2nd pots

The following little table shows this solution of the problem, which can be understood easily:

[p. 54]

8	5	3
<i>literes edény</i>		
8	0	0
3	5	0
3	2	3
6	2	0
6	0	2
1	5	2
1	4	3
4	4	0

Más megoldást mutat a következő táblázat:

Another solution is shown in the following table:

8	5	3
<i>literes edény</i>		
8	0	0
5	0	3
5	3	0
2	3	3
2	5	1
7	0	1
7	1	0
4	1	3
4	4	0

[p. 55]

6)* *Három ember 24 liter bort kap egy 24 literes edényben; ezenkívül van még egy 5, egy 11 és 13 literes üres edényük. Hogyan fognak a boron egyenlően megosztani?*

6. *Three people get 24 litres of wine in a 24-litre pot; there are also a 5-litre, a 11-litre and a 13-litre empty pots. How will they share the wine equally?*

*Note of the translator:

This “)” should be a misprint of “.”.

A feladat legegyszerűbb két megoldását mutatja a következő két táblázat:

the simplest two solutions to the problem are shown with the following two tables:

24	13	11	5
<i>literes edény</i>			
24	0	0	0
0	8	11	5
16	8	0	0
16	0	8	0
3	13	8	0
3	8	8	5
8	8	8	0

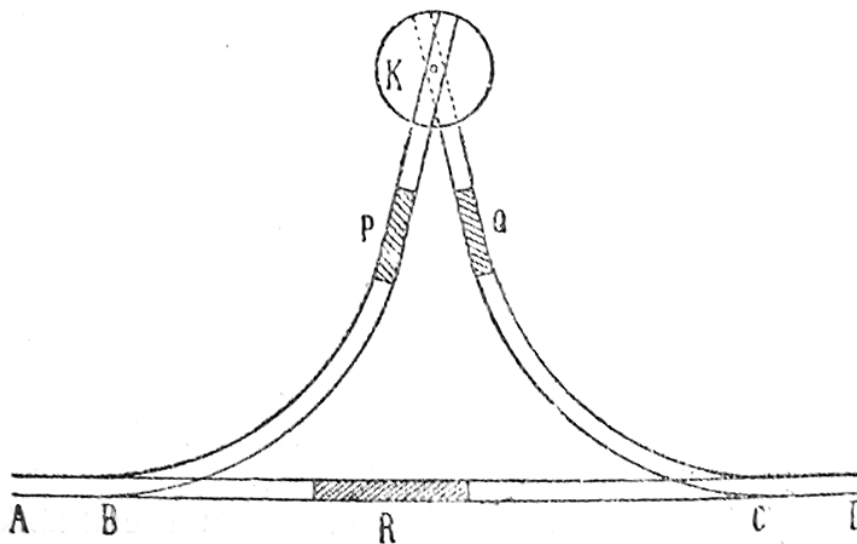
24	13	11	5
<i>literes edény</i>			
24	0	0	0
8	0	11	5
8	11	0	5
8	13	0	3
8	13	3	0
8	8	3	5
8	8	8	0

Végül még három másfajta feladatot említünk.

7. Az $ABCD$ sínpárt a forgó K koronggal két sínpár, BK és CK köt össze (lásd a 18-dik ábrát).

Finally, we mention three other problems.

7. Two tracks BK and CK with a turntable K are connected to the track $ABCD$ (see Figure-18).



18. ábra.

A K korong arra való, hogy a BK sínpárról KC sínpárra (vagy fordítva) vigye a vasúti kocsikat. A hosszabb lokomotív azonban már nem fér el rajta. Egy P -vel jelölt kocsi a BK sínen, egy másik, Q a CK sínen van, az R lokomotív pedig a B és C közti sínpáron áll. Kérdés, hogy miképp viheti az említett feltételek mellett az R lokomotív a P kocsit Q helyére, Q -t pedig P helyére.

A feladat a következő öt lépésben oldható meg:

1. Az R lokomotív eltolja a P kocsit a K korongra és

The turntable K change the way from the track BK to the track KC (or vice versa); let it carry the railway carriages. However, the locomotive $[R]$ is longer than K , and there is no room for it on K . A car marked with P is on the rail BK , and a car Q is on the rail CK . The locomotive R is at a standstill on the track between B and C . The question is how the locomotive R can carry the car P to the place where Q is, and the car Q to the place where P is, under the conditions mentioned above.

The problem is solved by the following five steps:

1. The locomotive R pushes away the car P onto the turntable K , and

2. B -n és C -n keresztül, kétszer irányt változtatva, CK -ra jut, hol a Q kocsit tovább tolja egészen P -ig, [p. 56] melyet időközben a korongon átfordítottak a CK sínpárra.

3. P -t és Q -t összekapcsolva, R mindkettőt BC -re viszi, P -t ott hagyja, Q -t pedig ugyanazon az úton, melyen jött, visszaviszi a K korongra.

4. R visszajön P -ért s azt C -n át Q régi helyére CK -ra viszi és végül.

5. C -n és B -n keresztül, kétszer irányt változtatva BK -n Q -hoz kapcsolódik, melyet időközben átfordítottak a KB sínre, és elviszi Q -t P régi helyére, BK -ra. Ezzel a követelt helycsere megtörtént.

A 18. ábrán látható sínrendszer alkalmat ad a következő kérdésre is.

8. B és C közt egy lokomotív és egy vasúti kocsi áll. Miképpen cserélhet a kettő helyet?

A megoldást, mely egészen az előbbi mintájára nyerhető, itt nem részletezzük.

2. R goes through B and C , changes its direction twice, comes to CK , where it pushes the car Q entirely to P , which is meanwhile rotated to the track CK .

3. Connecting P and Q , R carries both to BC , leaves P , carries Q back to the same way as it came, puts it back onto the turntable K .

4. R returns for P , and takes it through C to the place on CK where Q were.

5. R goes through C and B , changes its direction twice, through BK approaches Q , which is meanwhile rotated to the track KB , and takes Q away onto BK where P were before. The required exchange of places thus occurred.

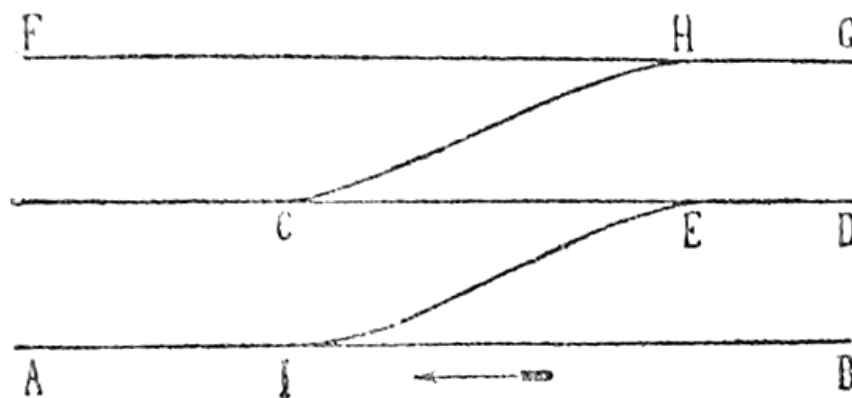
The railway systems shown in Figure 18 will give also the following question.

8. A locomotive and a rail car are between B and C . How can they exchange their two places?

We can get the solution entirely from the former example, therefore we do not precisely describe it here.

9. Valamely vasúti állomás sínrendszerét a 19. ábra mutatja, hol minden sínpár egy vonallal van ábrázolva. Az AB , CD és FG síneket csak az IE és CH sínek kapcsolják össze. Egy vonat érkezik az AB sínpárra BA irányban. Az elől lévő lokomotívtól számítva a 9-ik és a [p. 57] 12-ik kocsit a vonatnak az állomáson és pedig a GH sínrészen kell hagyni s a többi kocsival folytatni útját. Miként intézhető mindez a legegyszerűbben?

9. Figure 19 shows the rail system for railway stations, where all tracks are represented with a line. Only the tracks IE and CH connect the tracks AB , CD and FG . A train comes into the track AB in the direction BA . Counted from the locomotive ahead, the 9th and the 12th cars of the train should stay at the station on the track GH , though let the rest of the cars continue their way. How can all of them be managed the most simply?



19. ábra.

A megoldás a következő:

A lokomotív 1. az első 11 kocsival előrehalad IA -ra, majd I -n és E -n keresztül ED -re tolja a 10-ik és 11-ik kocsit;

The solution is as follows:

The locomotive 1 with the first 11 cars goes ahead to IA , then pushes the 10th and the 11th cars through I and E to ED ;

2. a többi kocsival visszatér IA -ra; itt irányt változtatva B felé indul, míg a csak BI -n hagyott kocsik elsejét, a 12-est el nem éri; ezt magához csatolja és visszatér IA -ra;

3. innen a tíz kocsival I -n és E -n át E és D közé vonul, maga előtt tolván a 10. és 11. kocsit;

4. most már a tíz kocsival EC -n, majd CH -n át egyszerűen HG -re jut, hol az utolsó két kocsit az ott hagyandó 9-est és 12-est ott hagyja, végül pedig

5. azon az úton, melyen jött, elmegy először a DE -n hagyott 10. és 11. kocsiórt, majd ezeket a 8 kocsihoz kapcsolva E -n és I -n keresztül BI -re; összekapcsolva a 11. és 13. kocsit folytathatja az egész vonattal útját A felé.

2. the other cars go back to IA ; here the locomotive changes the direction and goes toward B , while the 12th car is waiting on BI ; attaches this car to themselves, and goes back to IA ;

3. from here with the ten cars, the locomotive goes through I and E to E and D , pushing ahead the 10th and 11th cars;

4. The locomotive goes now with the ten cars to EC , then through CH to HG simply, where the train leaves the last two cars, the 9th and the 12th. Finally,

5. on the way they came through, first go to DE where the 10th and the 11th cars were left, connect them to the 8th car, then go through E and I to BI , connect the 11th and 13th cars, the whole train can thus continue its way toward A .

5.9 Apróságok (Örök naptár. Versenyszámolás. Meglepő eredmények): Trivial matters (Perpetual calendar, race-calculation, surprising results)

[p. 58]
Örök naptár. Gyakran előforduló feladat, meghatározni, hogy egy bizonyos dátum a hét melyik napjára esett (illetőleg fog esni).

Perpetual calendar. It is a frequently occurring problem: how to determine on which day of the week a certain date fell (or will fall).

A következő két lapon közölt négy tábla segítségével ez igen könnyen meghatározható.

Adjuk ugyanis össze az évszám százasai, egyesei, továbbá a hónap mellett az 1., 2., 3. illetőleg 4. táblában álló (vastagabban nyomtatott) számokat és vonjunk le ezen összegből annyiszor 7-et, a hányszor csak lehet (vagyis osszuk el 7-tel és határozzuk meg a maradékot); a maradék számtól a 4. táblázatban jobbra álló nap lesz a keresett nap.

This is definable most easily with the help of four tables shown on the following two pages.

The Tables 1, 2, 3 and 4 are correspond to hundreds and units of year number, furthermore to months. In the Tables 1, 2, 3 and 4, some numbers are written besides (printed more thickly). Add together these numbers in boldface*. Subtract 7 from this sum as many times as possible. (that is, divide it by 7, and we determine the remainder); from the remainder number, we obtain the requested day, which will be the day standing at the right of the table 4.

*Note of the translator:

Add also the number corresponding to the date on Table 4.

Határozzuk meg pld. hogy 1884. szept. 21. mily napra esett.

Determine, for example, what day was September 21 in 1884*.

*Note of the translator:

This date is the birthday of KÖNIG Dénes.

Az 1. táblában (In Table 1)	18	mellett találjuk a we find the number at the side	3 számot,
A 2. „ (In Table 2)	84	„	0 „
A 3. „ (In Table 3)	szept. Sep.	„	4 „
A 4. „ (In Table 4)	21	„	0 „

E számok összege 7
Sum of these numbers

mely szám 7-tel osztva maradékul 0-t ad; 0 mellett pedig a 4. táblázatban vasárnap áll s így ez a keresett nap, melyre 1884. szept. 21. esett.

Ez a naptár 1582. okt. 15-től 3500. február 28-ig minden napra használható.

This remainder divided by 7 is 0; in Table 4, Sunday stands beside 0, which is the requested day on which September 21 in 1884 fell.

This calendar can be used for every day from October 15 in 1582 to February 28 in 3500.

[p. 59]

1. táblázat. (Table 1.)
(The hundreds of year-number:)

Az évszám százasai :					
15	19	23	27	31	1
16	20	24	28	32	0
17	21	25	29	33	5
18	22	26	30	34	3

2. táblázat. (Table 2.)
(The units of year-number:)

Az évszám egyesei:				
0	28	56	84	0
1	29	57	85	1
2	30	58	86	2
3	31	59	87	3
4	32	60	88	5
5	33	61	89	6
6	34	62	90	0
7	35	63	91	1
8	36	64	92	3
9	37	65	93	4
10	38	66	94	5
11	39	67	95	6
12	40	68	96	1
13	41	69	97	2
14	42	70	98	3
15	43	71	99	4
16	44	72		6
17	45	73		0
18	46	74		1
19	47	75		2
20	48	76		4
21	49	77		5
22	50	78		6
23	51	79		0
24	52	80		2
25	53	81		3
26	54	82		4
27	55	83		5

[p. 60]

3. táblázat. (Table 3.)

A hónapok	
Március	2
Április	5
Május	0
Június	3
Július	5
Augusztus	1
Szeptember	4
Október	6
November	2
December	4
Január*)	0
Február*)	3

*) Ha a keresett nap januárban vagy februárban van, akkor az adott évszám-nál eggyel kisebb szám veendő számításba, mintha az év tulajdonkép márc. 1.-én kezdődnék.

Table 3.

The months	
March	2
April	5
May	0
June	3
July	5
August	1
September	4
October	6
November	2
December	4
January*)	0
February*)	3

*) If you are looking for a day in January or February, then the next lower number than the year number is to be counted. As of the year, actually begins on March 1.

4. táblázat. (Table 4.)

A hó hanyadika? (What day of the month?)					Napok (Day)	
1	8	15	22	29	1	Hétfő (Monday)
2	9	16	23	30	2	Kedd (Tuesday)
3	10	17	24	31	3	Szerda (Wednesday)
4	11	18	25	...	4	Csütörtök (Thursday)
5	12	19	26	...	5	Péntek (Friday)
6	13	20	27	...	6	Szombat (Saturday)
7	14	21	28	...	0	Vasárnap (Sunday)

[p. 61]

Versenyszámlálás.

Ezen nagyon ismeretes játék abból áll, hogy ketten, jelöljük őket A -val és B -vel, felváltva egy 11-nél kisebb számot választanak és a választott számokat mindenkor összeadják.

Győztes a játékban az lesz, aki előbb éri el a 100-as számot.

Tegyük fel, hogy A már elérte a 89-es számot.

Ez esetben A a játékot is megnyerheti, mert bármily 11-nél kisebb számot ad is B a 89-hez, A az összeget egy ugyancsak 11-nél kisebb szám hozzáadásával 100-ra tudja kiegészíteni.

Hogy pedig A 89-hez juthasson, ahhoz — mint hasonló módon belátható — 78-at kell elérnie.

78-at pedig csak akkor tudja mindenesetre elérni, ha előbb 67-et mondott.

Tovább folytatva e meggondolást, kitűnik, hogy A nyeri a játékot, ha egymás után eljut a következő szám-tani sor tagjaihoz:

$$1, 12, 23, 34, 45, 56, 67, 78, 89.$$

Az első tehát, 1-et mondva, mindenkor megnyerheti a játékot.

Competition counting.

This well known game consists of two people named with A and B ; they select alternately a number smaller than 11, and the selected numbers are added together every time.

The winner of the game will be the one who first reached the number 100.

Suppose that A has reached the number 89.

In this case, A is to win the game, because B add to 89 any number less than 11, then A can also add a number less than 11 to the addition, and complete 100.

For that A can reach 89, — as a similar manner can be considered — A should reach 78.

If one reached 67 first, then one can reach 78 in any case.

Continuing this consideration, it is clear that A wins the game if A gets one after another the terms of the following arithmetic sequence:

The first should take therefore 1, then always win the game.

Ha általánosságban m a legnagyobb szám, melyet választani szabad és n az elérendő szám, akkor a győztesnek a következő számtani sor tagjait kell elérni:

$$a, a + (m + 1), a + 2(m + 1), \dots, a + k(m + 1),$$

hol k és a az n -nek $m + 1$ -gyel való elosztásakor fellépő hányados, illetőleg maradék, úgy hogy e sor utolsó tagja

$$a + k(m + 1) = n$$

maga az elérendő szám. Helyes marad akkor is az az eljárás, ha n osztható $m + 1$ -gyel, tehát $a = 0$ (pld. $n = 80$, $m = 7$) csak hogy ebben az esetben nem A , a kezdő nyer, hanem B .

Kissé megváltozik a játék, ha azt vesztesnek tekintjük, ki az n számot eléri. Ez esetben az a győztes, ki $n - 1$ -et éri el s így ez a játék is vissza van vezetve az előbbire.

Ezen számolást nem csak elvontan számokon [p. 62] végezhetjük, hanem gyufákon vagy más apróbb tárgyakon, mint a következő játék mutatja.

In general, if m is the largest number of free choice, and n is the the number to be reached, then the winner has to reach the members of the following arithmetic sequence:

where k and a are a quotient and a remainder occurring from the division of n with $m + 1$, so that the last member of this sequence is

which is the target number itself. That procedure can be performed if n is divisible by $m + 1$, so $a = 0$ (for example, $n = 80$, $m = 7$); however in this case, not the first player A but B wins.

The game changes slightly if we regard as a loser the one who reaches the number n . In this case, the winner is who reaches $n - 1$, and this game is traced back to the former game.

We can make this kind of counting not only abstractly on numbers, but also on matchsticks or other smaller objects, as shown in the following game.

Az asztalon 15 gyufa van, melyből A és B fölváltva 1, 2, 3, 4 vagy 5 gyufát elvesz. A vesztes az, kinek az utolsó gyufát kell elvennie.

Ebben a játékban is mindig a kezdő nyerhet, ha előszörre 2 gyufát vesz el.

Ha a másik most a gyufát vesz el, akkor a $6 - a$ gyufát kell elvennie, stb.

Meglepő eredmények.

1. *A egy bizonyos T összeggel leül B-vel játszani. Megállapodnak, hogy minden játékért, melyet A nyer, az ő (A) meglévő pénzének $\frac{1}{n}$ -részét kapja B-től. Ha viszont B nyer, A meglévő pénzének $\frac{1}{n}$ -részét B-nek adja. Kérdés, hogy miután A ugyanannyi játékot nyert, mint veszített, végeredményben több vagy kevesebb-e a pénze, mint amennyivel a játékot elkezdte.*

Ha A az első játékot megnyeri, akkor T -ből

$$T + \frac{1}{n}T = \frac{n+1}{n}T$$

lett vagyona; ha a második játékot ugyancsak A nyeri, már

There are 15 matchsticks on the table, from which A and B alternately take away 1, 2, 3, 4 or 5 matchstick(s). The loser is the one who has to take away the last matchstick.

In this game, always the first player can win if that player takes away 2 matchsticks at the first turn.

If the other now removes the matchsticks, then the one should remove $6 - a$ matchsticks, etc.

Surprising results.

1. *A certain A gambles with B with the amount T . They stop for all games which A wins; this one (A) receives $\frac{1}{n}$ of the money $[T]$ from B. If B wins on the other hand, B gets $\frac{1}{n}$ of A's money $[T]$. The question is that, after A won more games than he lost, you have more or less money in the final result, than the amount at the beginning of the game.*

If A wins the first game, then starting from T ,

became A's property; If A wins also the second game, now the amount of money will be

$$\frac{n+1}{n}T + \frac{1}{n} \cdot \frac{n+1}{n}T = \left(\frac{n+1}{n}\right)^2 T$$

pénze lesz. Ha általában i játékot nyer egymásután, vagyonát

If A wins i games in succession, one's property is expressed as

$$\left(\frac{n+1}{n}\right)^i T$$

fejezi ki. Egész hasonlóan nyerjük, hogy ha A i -szer veszít, akkor T -ből

As a whole we get similarly that if A loses i -times, then starting from T

$$\left(\frac{n-1}{n}\right)^i T$$

-re fogy a vagyona. Ha most már i -szer nyer és i -szer veszít, akkor (a szorzás commutatív volta miatt bármilyen sorrendben történjék is ez)

the property is reduced. If now one already won i times and lost i times, then (the multiplication being commutative, it holds in any kind of order)

[p. 63]

$$T_{2i} = \left(\frac{n+1}{n}\right)^i \left(\frac{n-1}{n}\right)^i T = \left(\frac{n^2-1}{n^i}\right)^i T$$

vagyona marad. Látjuk tehát, hogy A veszít, mert (a zárójelben lévő tört valódi lévén), mindenkor

property remains. We see, therefore, that A loses and (because of the part between brackets) always

$$T_{2i} < T$$

Ez az eredmény első pillanatra igazságtalannak látszik és A hátrányban látszik lenni B mögött.

Belátható azonban, hogy másrészt viszont A -nak van előnye, mert a játékszabály szerint bármily kis összeggel kezd is játszani, összes pénzét sohasem vesztheti el.

Ellenben B semmiféle határt nem szabhat az általa elveszthető összegnek.

Ha tehát azt az eredményt nyertük volna, hogy i nyert és i veszített játék után A és B épen a pénzénél van, akkor világos, hogy hasonló játékban mindenki inkább A , mint B szerepét szeretné vinni.

2. *Két alkalmazottnak évi 1000–1000 korona fizetése van. Az első, ki évenként kapja a fizetési, minden évben 20 korona fizetésjavításban részesül, a másodikat félévenként fizetik és félévenként 5 koronával növelik a fizetését. Melyikük kap többet?*

Az első év végén az első alkalmazott 1000, a második $500 + 505 = 1005$ koronát kap, a második év végén az elsőnek fizetnek 1020 koronát, míg a második addig már $510 + 515 = 1025$ koronát kapott stb.

A második tehát minden évben 5 koronával többet kap, mint az első.

This result seems unfair at first glance and A appears at a disadvantage to be behind B .

However it is reasonable that A has an advantage on the other hand, because A starts playing with an any little sum according to the rules of the game, A can never lose his money.

Conversely, B cannot impose any limit to keep the amount.

If we got the result of i won games and i lost games, then A and B have just one's original amount. Then it is clear that in a similar game everybody would like to play rather A 's role than B 's role.

2. *Two employees each receives 1000 crowns as the payment per year. The first one receives the salary annually, and the payment is raised by 20 crowns every year. The payment to the second one is increased by 5 crowns every half year. Which one gets more?*

In the first year, the first employee receives 1000, the second employee receives $500 + 505 = 1005$ crowns. At the end of the second year, the first is paid with 1020 crowns, while the second one he obtained $510 + 515 = 1025$ crowns, etc.

The second gets 5 crowns more than the first one every year.

3. *Egy pohárban bor, egy másikban ugyanannyi víz van. A borból egy kanálnyit a vizes pohárba öntünk s az ebben keletkező vegyüleből ugyancsak egy kanálnyit beleöntünk a bort tartalmazó pohárba. Kérdés, hogy ezen két művelet után az első pohárból hiányzik-e több bor, vagy a másodiktól több víz.*

E kérdésre sokan valószínűleg azt felelik, hogy az elsőből hiányzik több bor, talán azért, mert nem gondolnak arra, hogy a második művelettel bor is kerül vissza [p. 64] az első pohárba.

A kérdéses két mennyiség azonban *egyenlő*, amint az a következő módon könnyen belátható.

Mindkét pohárban a műveletek után ugyanannyi folyadék van, mint azok előtt.

Az első pohárból tehát annyi bor hiányzik, amennyi víz van benne, vagyis amennyi víz hiányzik a másiktól.

És éppen ez az, amit bizonyítanunk kellett. A kérdéses két mennyiség különben ki is számítható.

3. *There is wine in a glass; there is the same amount of water in another glass. From the wine glass, we pour a spoonful of wine into the water glass and in the same way, from the resulting mixture, we pour a spoonful into the glass containing the wine. The question: is more wine missing from the first glass after these two operations, or is more water missing from the second glass?*

To this question, many people probably say that more is missing from the first glass of wine, perhaps because they do not think that that the second operation will also let wine be back to the first glass.

The two quantities about which the question is raised are however *equal*, which can be easily understood with the following manner.

In both glasses, there is as much liquid as before after the operations.

Therefore, from the first glass, wine is missing as much as the water in it; that is, from the other glass, water is missing as much as the wine in it.

And it is precisely what we had to prove. The two quantities about which the question is raised can be otherwise calculated.

Legyen e célból a bor és a víz köbtartalma külön-külön a , a kanálba férő folyadéké b .

Az első művelet után tehát a második pohár a vizet és b bort tartalmaz.

A második művelet alkalmával a kanálba kerülő folyadék, melyet az első pohárba öntünk, természetesen szintén $a : b$ arányban tartalmaz vizet és bort: $\frac{ab}{a+b}$ vizet és $\frac{b^2}{a+b}$ bort, mert

$$\frac{ab}{a+b} + \frac{b^2}{a+b} = b$$

és

$$\frac{ab}{a+b} : \frac{b^2}{a+b} = a : b.$$

Az első pohárból hiányzó bor-mennyiség tehát:

$$b - \frac{b^2}{a+b} = \frac{ab}{a+b}$$

és láttuk, hogy ugyanennyi víz hiányzik a másodiktól.

Vége a második sorozatnak.

For this aim, let the volume of the wine and the volume of the water be a for each; the volume of the liquid fitting into the spoon be b .

Therefore, after the first operation, the second glass contains a water and b wine.

On the occasion of the second operation, a spoon of the liquid is poured into the first glass. of course it contains water and wine in a proportion $a : b$. This spoon contains $\frac{ab}{a+b}$ water and $\frac{b^2}{a+b}$ wine, because

and

Therefore, the following volume of wine is missing from the first glass:

and we have seen that the same quantity of water is missing from the second glass.

The end of the second series.

5.10 Az első és második sorozat problémáinak eredetéről és irodalmáról: About sources and bibliography of the problems of the first and second series

5.10.1 ELSŐ SOROZAT: FIRST SERIES

[p. 65]

A nagy számokról szóló fejezet anyaga csaknem kizárólag *Schubert*^{*}) munkájából (I. köt., 26. l.) van véve, de már *Ozanam* is foglalkozik az elképzelhetetlen nagy számokkal (I. 176–182. és 203. l.) A sakktáblára kerülő búzaszemek nagy számáról *Ahrens* is ír (28. l.) valamint bizonyos hír terjesztőinek nagy számáról, melyről könyvünkben a 8–9 lapokon van szó. Néhány példát igen nagy számokra *Lucas* is említ (*A. A.* 150. l.)

*) Ahol a szerzők nevét munkájuk megemlítése nélkül említjük, ott az első sorozat végén található jegyzékben lévő munkájuk értendő. A lapszámok is az ott említett kiadásra vonatkoznak. *Lucas* nevé-nél, ki két munkával szerepel a felhasznált munkák jegyzékében, ha könyvének címe megemlítve nincs, a *Récréations Mathématiques* értendő. Az *Arithmétique Amusante* „A. A.”-val van rövidítve.

The substance of the chapter **about the large numbers** is almost exclusively taken from *Schubert*^{*}) work (vol. I, p. 26), but *Ozanam* also already deals with the unimaginable large numbers (I pp. 176–182 and 203). *Ahrens* also writes (p. 28) about the large number of wheat grains put on the chessboard, as well as about the large number of distributors of certain news which is treated in pp. 8–9 of our book. *Lucas* also mentions some examples on very large numbers (*A. A.* p. 150).

*) Where we mention the authors' name without mentioning their works, their works can be found at the end of the first series in the list of works. The page numbers concern the publication mentioned there. For *Lucas*' name who has two works in the list of works used, it is understood as *Récréations Mathématiques* if the book title is not mentioned. The *Arithmétique Amusante* is abbreviated with „A. A.”.

Érdekes számok- és eredményekre is leginkább *Schubert* (I. 15. l.) szolgáltat példákat, bár egynéhány már *Lucas A. A.*-ban (64–68. l.) és a *Recr. Math.* IV. kötetében (232. l.) található. Az *A. A.*-belieket *Ibn Albanna** XIII. századbeli *Talkhys* nevű munkájából meríti. *Fourrey*-nál a 7–16. és 23–25. lapon található néhány érdekes szorzási eredmény, míg a tökéletes számokról [p. 66] és barátságos szám párról, melyeknek eredete *Pythagoras*-ra vezethető vissza, a 93–94. lapokon szól.

For Interesting numbers and results also mostly *Schubert* (I. p. 15) supplies examples, though some of them can be found already in *Lucas' A. A.* (pp. 64–68) and the *Recr. Math.* vol. IV. (p. 232). Drawings in *A. A.* are from the work named *Talkhys* by *Ibn Albanna** of the XIII century. A few interesting multiplication results are shown on pp. 7–16 and 23–25 of *Fourrey*, while the origin of the perfect numbers and the friendly number pair, which can be led back to *Pythagoras*, are described on pp. 93–94.

*Note of the translator:

Ibn AL-BANNA (1256–1321) is mathematician and astronomer in Morocco. “Talkhys”, in another transliteration “talkhis”, means “summary” in Arabic, which indicates one of his works titled “Talkhis amal al-hisab (Summary of arithmetical operations)”.

A tökéletes számokra vonatkozólag különben *Euler* bizonyította be először, hogy más páros tökéletes szám, mint a melyet a 14. lapon* lévő már *Euklides* által is ismert képlet szolgáltat, nem létezik.

Additionally, concerning the perfect numbers, *Euler* proved first that there is no even perfect number other than the ones shown on p. 14*. *Euclid* is also known as giving a formula, but it does not exist.

*Note of the translator:

The page number is of the original version of KÖNIG's book, which is p. 76 here.

Hogy N mindenkor tökéletes szám, ha $2^\alpha - 1$ prímszám, sokkal könnyebben bizonyítható. (Ennek bizonyítását követelte az 1903-i tanulóverseny egyik feladata, l. *Math. és Phys. Lapok*, XII. évf. 344. l.)

It can be much more easily proven that N is always a perfect number if $2^\alpha - 1$ is a prime number. (The proof for this was required in one of the problems of students' competition* in 1903, see *Math. és Phys. Lapok*, vol. XII, p. 344.)

*Note of the translator:

A Mathematikai és Fizikai Társulat tanulóversenye (The student competition of Mathematical and Physical Society) was held on the review every year.

Hogy páratlan tökéletes szám nem létezik, az mindmáig csak egy igen nagy határig van bebizonyítva*.

The proposition that odd perfect number does not exist is proven only within one very large restriction until now*.

*Note of the translator:

Even in 2009, it is not yet proven.

A tökéletes vagy barátságos számokkal *Ball* (52. l.), *Rebière* (444. l.) és *Schubert* (I. 100. l.) is foglalkozik.

Ball (p. 52), *Rebière* (p. 444) and *Schubert* (I. p. 100) also deal with perfect numbers or friendly numbers.

Az 1–3. ábrákra vonatkozó tételek a francia *Mathesis* c. folyóiratból (Paris, 1901. évf.) vannak véve. A 9-es stb. szám különböző alakokban való kiírását *Lucas*-nál (A. A. 83. l.) és *Schubert*-nél (I. 190. l.) találhatjuk.

The propositions concerning Figures 1–3 are taken from the French periodical titled *Mathesis* (Paris, volume of 1901). We can find publications concerning the number 9 etc. in different shapes in *Lucas* (A. A. p. 83) and *Schubert* (I. p. 190).

Számok kitalálására vonatkozólag *Schubert*-nél (I. 1–14. l.), *Ball*-nál (5–22. l.) és *Fourrey*-nál (5–22. l.) találhatunk sok példát.

Concerning **guessing numbers**, we can find many examples in *Schubert* (I. pp. 1–14), *Ball* (pp. 5–22) and *Fourrey* (pp. 5–22).

De már *Ozanam* is számok kitalálására szolgáló módszerekkel kezdi könyvét és *Bachet* is ily kérdésekkel vezeti be „Problème“-jeit.

But *Ozanam* also already starts his book with methods useful for guessing numbers, and *Bachet* also inserts this kind of „Problème“-s with questions.

A bűvös négyzetek hazájául többnyire Indiát említik.

India is mostly mentioned as the homeland of **magic squares**.

Európában először *Dürer* „Melancolia“ nevezetű rézmetszetén merül fel bűvös négyzet, és pedig az, melyet a 11 ábra mutat.

Az első sor két középső száma itt összeolvasva a kép keletkezésének évét (1514) adja.

A könyvünkben elsőnek közölt módszer *La Loubère* francia utazó Indiából hozta magával 1688-ban (l. *La Loubère*: „Du royaume de Siam“ Amsterdam, 1691. II. 235. l.)

Legrégibbnek a könyvünkben is bemutatott *Moschopulos*-féle módszert tekintik.

A XIV. századból származó *Moschopulos*-féle görög szöveget *Günther* reprodukálja). „Vermischte Untersuchungen zur Geschichte der mathematischen Wissenschaften“, Leipzig, Teubner, 1876; 195–203. l.)

Időben legközelebb áll talán hozzá *Bachet* eljárása (könyvének 88. lapján), melyet *Günther* fenti munkájában „Terrassen Methode“-nak nevez a amely a *Moschopulos*-étől csak látszólag különbözik.

In Europe a magic square appears first in the copper engraving of *Dürer* called „Melancolia“, and this is shown in Figure 11.

Reading here two middle numbers of the first row together, the year of production of the picture (1514) is given.

The method first published in our book was brought from India by a French traveler *La Loubère* in 1688 (see *La Loubère*: „Du royaume de Siam“ Amsterdam, 1691, II p. 235).

The oldest method introduced by *Moschopulos* is also considered in our book.

The Greek text by *Moschopulos* written in the XIV century is reproduced by *Günther* („Vermischte Untersuchungen zur Geschichte der mathematischen Wissenschaften (Mixed examinations to the history of the mathematical sciences)“, Leipzig, Teubner, 1876; pp. 195–203).

Bachet's procedure (page 88 of his book), which is maybe in the nearest time to it, and which was called „Terrassen Methode (terraces method)“ in *Günther*'s above mentioned work, differs only apparently from the *Moschopulos*.

A negyediknek közölt módszer újabb keletű (l./ *Horner*: „On the algebra of magic squares“ [p. 67] *Quarterly Journal of Mathematics*, XI. köt. 1871.; 57–65, l.).

The fourth method was published in more recent date (see *Horner*: „On the algebra of magic squares“ *Quarterly Journal of Mathematics*, vol. XI, 1871.; pp. 57–65)*.

*Note of the translator:

The first method is described by LA LOUBÈRE before 1691 [139, 140], the second method by BACHET before 1624 [8], the third method by MOSCHOPULOS before around 1315 [162, 161], and the fourth by HORNER in 1871 [71]. Therefore the first/second/third methods have already been described in an European language before 1691, while the fourth method was not published before 1871. The third method was not widely known before the analysis by LA HIRE in 1705 [137], or before the reproduction by GÜNTHER in 1876 [68]. See also my note on p. 108.

Mind a négy módszer megtalálható *Ahrens* könyvében, hol a bűvös négyzetek a 209–247. lapokon vannak tárgyalva. Különben *Lucas* (I. k. XIII. l. és IV. k. 89. l.) *Ball* (180–203. l.), *Schubert* (II. 17–48. l.) és *Fourrey* (197–261. l.) is igen részletesen foglalkozik az immár óriási irodalommal bíró bűvös négyzetek elméletével.

(Az irodalomra vonatkozólag l. *Günther* említett munkája mellett *Cantor*: „Vorl. über Geschichte der Math.“, Leipzig, Teubner, 1880; l. r. 436., 539., stb. lapokat.)

All four methods can be found in *Ahrens*' book, where the magic squares are treated on pp. 209–247. On the other hand, *Lucas* (vol. I, p. XIII and vol. IV, p. 89), *Ball* (pp. 180–203), *Schubert* (II, pp. 17–48) and *Fourrey* (pp. 197–261) also deal much in detail with the theory of magical squares, which are favourably comparable with recent great literatures.

(Concerning these documents, see *Cantor* mentioned by *Günther*: „Vorlesungen über Geschichte der Mathematik“, Leipzig, Teubner, 1880; see the parts on pp. 436, 539 etc.)

A matematikai hamisságok közt mindenesetre Zeno sophismáját és $64 = 65$ bizonyítását kell a legrégebbnek tekintenünk, bár a modern gyűjtemények, pld. *Lucas* (II. 152. l.) és *Fourrey* (193. l.), melyek csak az utóbbit közlik, nem számolnak be ennek eredetéről.

Zeno sophismáját *Aristoteles* őrizte meg.

Mathematikai hamisságok nagyobb számban találhatók *Rebière* (406, 409 l.), *Ball* (36. és 61. l.) és *Schubert* (I. 134. és VII. 159. l.) gyűjteményeiben.

A Középiskolai Math. Lapok is több ízben közölt ilyeneket mind az algebrából, mind a geometriából (IV. évf. 11. l., 109. l.; V. évf. 7. l.; VI. évf. 28. l.).

A síkidomok szétszedése és összeállítása című fejezet anyagát nagyrészt *Lucas* (II. 125., 129. és 145. l.) és *Schubert* (III. 127. l.) könyveiből vettük.

Among **the mathematical errors** Zeno's paradox and the proof of $64 = 65$ should be considered as the oldest ones in any case, though modern collections, for example *Lucas* (II, p. 152) and *Fourrey* (p. 193), which tell only the latter one, do not report this origin.

Aristotle recorded *Zeno's* paradox.

Mathematical errors in larger numbers can be found in the collections of *Rebière* (pp. 406, 409), *Ball* (pp. 36 and 61) and *Schubert* (I, p. 134 and VII, p. 159).

The Középiskolai Matematikai Lapok (High school mathematical reviews) also sometimes published such things either from algebra, or from geometry (vol. IV, p. 11, p. 109; vol. V, p. 7; vol. VI, p. 28).

The substance of the chapter titled **decomposition and recomposition of plane figures** are largely took from the books of *Lucas* (II, pp. 125, 129 and 145) and *Schubert* (III, p. 127).

A 26. ábrabeli felbontás *Kürschák*-tól származik (Math. és Phys. Lapok VII. évf. 53 l.; továbbá X. évf. 279. l. és a Középiskolai Matematikai Lapok X. évf. 119. l., hol a szabályos 12 szög más érdekes felbontásai találhatóak.)

A 27–28. ábrára vonatkozó feladatot *Rebière* is közli (488. l.).

The solution of Figure 26 originates in *Kürschák* (Mathematikai és Fizikai Lapok (mathematical and physical reviews), vol. VII, p. 53; furthermore, see vol. X, p. 279 and the Középiskolai Matematikai Lapok (highschool mathematical reviews) vol. X p. 119, where other interesting resolutions of regular dodecagon can be found.)

The problem concerning Figures 27–28 is reported also by *Rebière* (p. 488).

5.10.2 MÁSODIK SOROZAT: SECOND SERIES

[p. 68]

A matematikai valószínűség nem igen szokott hasonló gyűjteményekben tárgyalva lenni, csak *Schubert* foglalkozik igen részletesen vele (II. 167–247. l.)

A három pénzdarab sophismáját *Ball* könyvéből vettük (42. l.), hol azonban a sophisma nincsen megmagyarázva.

E probléma különben Francis *Galton*-tól származik és először az angol „Nature“ c. folyóiratban jelent meg (XLIX. köt. 365. l.) 1894-ben.

Az abbamaradt kártyajátékokról szóló egyik kérdés pedig *Schubert*-nél található. (II. 206. l.)

The mathematical probability is not described in very ordinary collections. Only *Schubert* deals much in detail with it (II, pp. 167–247).

We took the paradox of three coins from *Ball*'s book (p. 42), but the paradox is not explained there.

Additionally, this problem originates in Francis *Galton*, and appeared first in the English magazine named *Nature* (vol. XLIX, p. 365) in 1894.

But one of the questions concerning ceased card games can be found in *Schubert* (II, p. 206).

Az n krajcárra vonatkozó valószínűségi feladat végeredménye megvan pld. *Bendt*: Katechismus der algebraischen Analysis (Webers illustrierte Katechismen, Leipzig, 1901.) 80. lapján és *Rebière*-nél (443. l.)

A kettes számrendszert legelőször *Leibniz* alkalmazta.

A számok számtáblákkal való kitalálásának rendkívül ismert módja valószínűleg *Bachet*-tól származik (198. l.)

Magyar gyermeklapok is közölték már és megtalálható *König* „Algebrá“-jában is (I. kiadás, III. füzet, 17. l.), valamint *Lucas*-nál (I. 154. l. és A. A. 169. l.) és *Schubert*-nél is (I. 82. l.)

The final result of problems of probability concerning the n kreuzers is found for example in *Bendt*: Katechismus der algebraischen Analysis (Introduction to the algebraic analysis) (Webers illustrierte Katechismen, Leipzig, 1901) on p. 80 and in *Rebière* (p. 443).

The binary numeral system is first applied by *Leibniz*.

A well-known method for guessing the numbers in number tables probably originates in *Bachet* (p. 198).

Hungarian children's papers already reported the method, and it can be found also in *König*'s „Algebra“ (1st edition, vol. III, p. 17)*, in *Lucas* (I, p. 154 and A. A. p. 169) and in *Schubert* (I, p. 82)

*Note of the translator:

KÖNIG Gyula, *Algebra: a közélettanodák felsőbb osztályai számára az új gymnasiumi tanterv értelmében* (*Algebra: for the higher levels of high schools in the new curriculum of gymnasium*) vol. III, Eggenberger-féle könyvkereskedés, Budapest, 1881. KÖNIG Gyula is the father of KÖNIG Dénes.

A számok másik, pénzdarabok segítségével való kitalálásának módja tárgyalva van a következő helyeken: *Schubert* (I. 85. l.) és *Ahrens* (29. l.).

A 2. és 3-as rendszernek súlymérésre való alkalmazása [p. 69] megtalálható már *Bachet*-nál (154. l.).

Another method for guessing the numbers with the help of coins is treated in the following places: *Schubert* (I, p. 85) and *Ahrens* (p. 29).

The application of binary and ternary system for weight measurement can be found already in *Bachet* (p. 154).

Tőle átvette: *Lucas* (I. 151. l. és A. A. 165. l.), *Ball* (45. l.), *Schubert* (I. 87. l.), *Fourrey* (53. l.) és *Ahrens* (40. l.). A *Math. és Phys. Lapokban Zemplén Győző* tárgyalta a 3-as rendszernek súlymérésre való alkalmazását, bebizonyítva, hogy minden szám 3 különböző hatványainak algebrai összegeként írható. (VIII. évf. 135. l.). A tennisversenynél szokásos elrendezések még nem voltak matematikailag tárgyalva.

A **négyszínű térkép** című fejezetben említett tételt *Ball* szerint *Möbius* vetette fel 1840-i előadásában és *Guthrie* tette először közzé „Note on the colourings of maps” címen 1880-ban. (proceedings of the Royal Society of Edinburgh, X. köt., 728. l.).

Legutóbb, a *Mathematische Annalen* 1903-i kötetében (LVIII. 413. l.) *Wernicke* foglalkozott a négy szín problémájával, de az ő bizonyítása is hibásnak bizonyult.

Térképkészítők különben (ugyancsak *Ball* szerint) már régebben is alkalmazták e tételt.

A 13-24. lapokon* közölt bizonyítás leginkább *Ball*-éra (72–73. l.) támaszkodik, de ennél mindenestre szigorúbb és szabatosabb.

It was taken over by: *Lucas* (I, p. 151 and A. A. p. 165), *Ball* (p. 45), *Schubert* (I, p. 87), *Fourrey* (p. 53) and *Ahrens* (p. 40). In the *Math. és Phys. Lapok*, *Zemplén Győző* treated ternary system used for weight measurement. He proved that, for all the various powers of number 3, the algebraic sum of them can be written. (vol. VIII, p. 135). The ordinary arrangements of tennis tournament were not yet mathematically treated.

according to *Ball*, the proposition mentioned in the chapter titled **four-colour map** was presented in a lecture of *Möbius* in 1840, and *Guthrie* first published an article entitled “Note on the colourings of maps” in 1880 (*Proceedings of the Royal Society of Edinburgh*, vol. X, p. 728).

Recently, in the volume of 1903 of *Mathematische Annalen* (LVIII, p. 413), *Wernicke* dealt with the problem of four colours, but his proof is proved to be wrong.

On the other hand, map manufacturers (according to *Ball*) already applied this proposition earlier.

The proof on pp. 23–24* depends mostly on *Ball* (pp. 72–73), but it is somehow more strict and more correct here.

*Note of the translator:

sic.

It should be pp. 23–24, which corresponds to the part from p. 196 of this translation.

A 21–22. lapokon bizonyítás nélkül közölt három tétel közül az első és harmadik, melyek szerint bizonyos esetekben négy szín sem szükséges, *Kempe*-től származik (*American Journal of Mathematics*, 1879. II. köt. 193–200 l.) és *Ball* (75–76. l.) is reprodukálja őket.

A második tétel azonban új. Különben *Lucas* (IV. 168. l.) és *Ahrens* (340–350. l.) is tárgyalja a négy szín problémáját. E fejezet lényeges hibával megjelent az „*Uránia*“ IV. évfolyamában (87. l.).

A köningsbergi hidak problémáját, mely az analysis situs történetileg első kérdésének tekinthető, *Euler* vetette fel és oldotta meg először.

Értekezése „*Solutio problematis ad geometriam situs pertinentis*“ címmel a pétervári Akadémia 1741.-i évkönyvében jelent meg. (*Commentationes Academiae Petropolitanae*, VIII. évf. 128. l.)

A 25–26. lapokon nagyjában *Euler* bizonyítását közöljük, mely *Lucas* munkájában is megtalálható (I. kötet 21. l.).

According to the first and the third propositions among the three propositions shown without proof on pp. 21–22, four colours are necessary in certain cases. It originates in *Kempe* (*American Journal of Mathematics*, 1879, vol. II, pp. 193–200), and is reproduced by *Ball* (pp. 75–76).

The second proposition is new. In addition, *Lucas* (IV, p. 168) and *Ahrens* (p. 340–350) deal with the problem of four colours. This subject appeared with an essential mistake in the volume IV of „*Uránia*“ (p. 87).

The problem of **the bridges of Königsberg** can be considered as the first question in the history of analysis situs. *Euler* treated and solved it first.

His treatise titled “*Solutio problematis ad geometriam situs pertinentis*” appeared in the *Commentaries of Petersburg Academy* in 1741. (*Commentationes Academiae Petropolitanae*, vol. VIII, p. 128)

We show *Euler*’s proof on the whole on pp. 25–26. It can be found also in *Lucas*’ work (volume I, p. 21).

A probléma egyéb irodalma: *Ball* (204. l.), *Schubert* (III. 58. l.) és *Ahrens* (317. l.). A 9. és 10. ábrára vonatkozó kérdések, bár könyvben tárgyalva nem találhatók, közismert [p. 70] feladványok. A 11. ábrára vonatkozó kérdést *Kürschák* vetette fel.

Az iskoláslányok sétáira vonatkozó problémát az angol *Kirkman* vetette fel 1850-ben a *Philosophical Magazine*-ben megjelent „On the Triads made with Fifteen Things“ c. értekezésében.

Ugyanitt és ugyanezen évben jelent meg az első megoldás *Cayley*-től. A könyvünkben közölt két módszer elseje, s *Peirce*-féle a *The Astronomical Journal*-ban (VI. köt. 169. l.) látott napvilágot „Cyclic solutions of the school-girl puzzle“ címen, 1861-ben.

Hat évvel későbbi a *Quarterly Journal of Mathematics* VIII. évf. 236–251. lapjain „On the problem of the fifteen schoolgirls“ címen megjelent *Horner*-féle megoldás, melyet *Cape* próbálkozásaival együtt *Power* tesz ott közé, ki *Horner* megoldását nem tartotta valódi megoldásnak az előforduló próbálgatások miatt.

The other publications on the problem: *Ball* (p. 204), *Schubert* (III, p. 58) and *Ahrens* (p. 317). The questions concerning Figures 9 and 10 are well-known puzzles, though they cannot be found treated in any book. The question concerning Figure 11 was treated by *Kürschák*.

The problem on **daily walk of schoolgirls** was treated by *Kirkman*, an English man. His treatise titled “On the Triads made with Fifteen Things” appeared in 1850 in *Philosophical Magazine*.

The first solution was published by *Cayley* in the same magazine in the same year. The first of the two methods shown in our book was published by *Peirce* in the *Astronomical Journal* (vol. VI, p. 169) with the title „Cyclic solutions of the school-girl puzzle“ in 1861.

Six years later, a solution by *Horner* appeared in an article titled „On the problem of the fifteen schoolgirls“ in the *Quarterly Journal of Mathematics* vol. VIII, pp. 236–251*. *Cape* and *Power* published their attempt applying the solution. As a result of their attempt, they did not consider *Horner*’s solution as a real solution.

*Note of the translator:

This is POWER’s article. POWER introduced the method of his friend HORNER in his article.

Francia nyelven először *Lucas* (II. 176. l.) ír ezen nehéz problémáról s az angolok módszereihez sok új érdekes dolgot csatol.

A 34–36. lapokon levő módszert pld., mely k -ról $3k$ -ra engedi a probléma általánosítását, *Lucas* teszi közzé először, *Walecki*-nek tulajdonítván ennek felfedezését.

Ball (152. l.), *Schubert* (II. 49. l.) és *Ahrens* (274. l.) szintén hosszasan foglalkozik a 15 illetve n iskoláslány kérdésével.

A VI. fejezet feladatai közül csak az elsőt közölte *Tait* (*Philosophical Magazine*, 1884. I. 30–46. l.), ki egy vasúti kocsiban hallotta e feladatot felvetni.

A játékszabály 2. feladatbeli megváltoztatása *Lucas*-tól származik (*A. A.*, 97. l.) és *Ahrens* (12–13. l.) is tárgyalja.

A 3-dik feladatot is *Lucas* veti fel (II. 139. l.). *Schubert* a II. kötet 99–114. lapjain foglalkozik az 1–4. feladatokkal.

Ball könyvében a 92–101. lapokon található; ez utóbbtól származik a 6. feladat. A 7. feladatot *Lucas* (IV. 207. l.) és *Ahrens* (167. l.) közli *Guarini*-nak egy 1512.-i kéziratából.

Lucas (II, p. 176) wrote this difficult problem in French language first, and he added a lot of new interesting things to the methods of English people.

Among the methods on pp. 34–36, for example, the method to allow the generalisation of the problem from k to $3k$ was published by *Lucas* first. He ascribed this discovery to *Walecki*.

Ball (p. 152), *Schubert* (II, p. 49) and *Ahrens* (p. 274) deal verbosely with the schoolgirl's problem for the case of $n = 15$.

Among the problems of **Chapter 6** [Tait's problem], only the first one was shown by *Tait* (*Philosophical Magazine*, 1884, I, pp. 30–46), who heard this problem asked in a railway carriage.

The alteration of the rules for the game in the problem 2 originates in *Lucas* (*A. A.*, p. 97). *Ahrens* (pp. 12–13) also deals with it.

The 3rd problem is also shown by *Lucas* (II, p. 139). *Schubert* deals with problems 1–4 in volume II, pp. 99–114.

The problem 6 can be found on pp. 92–101 of *Ball*'s book. The problem 7 is shown by *Lucas* (IV, p. 207) and *Ahrens* (p. 167). It is also found in a *Guarini*'s manuscript in 1512*.

*Note of the translator:

According to LUCAS, it is found under the No. 42 of a manuscript of P. GUARINI DI FORLI (1512).

A VII. fejezet első három feladata *Ahrens*-nél (257. l.), *Lucas*-nál (II. 161. l.) és *Schubert*-nél (II. 115. l.) található.

Sokkal régiebb ezeknél a 4. és 5. feladat, mely a 15 keresztyén és 15 török, illetve Josephus problémáját tárgyalja.

Ami az előbbit illeti, az *Cantor*: „Vorl. über Geschichte der Math.“ II. 332. l. szerint *Chuquet*: „Le [p. 71] Triparty en la science des nombres“ 1484-i kéziratában található először.

Később *Cardan* („Practica Arithmeticae Generalis“, 1539. IX. 117. l.) és *Bachet* (118. l.) említi.

Ez utóbbi helyen található a Josephus-féle probléma első tárgyalása is.

Az újabb könyvekből *Schubert* (II. 1. l.) és *Ahrens* (286. l.) tárgyalja egész általános elmélet alapján e problémákat.

A VIII. fejezet a legismertebb feladatokat tartalmazza.

The first three problems of **Chapter 7** [Positions on a ring] can be found in *Ahrens* (p. 257), *Lucas* (II, p. 161) and *Schubert* (II p. 115) .

Among them, the problems 4 and 5 are much older: the problem concerning 15 Christians and 15 Turks, and the Josephus problem.

According to *Cantor*: *Vorlesungen über Geschichte der Mathematik (lectures on history of mathematics)* II, p. 332, the former problem can be found first in a manuscript of *Chuquet*: *Le Triparty en la science des nombres* in 1484.

Cardan (*Practica Arithmeticae Generalis (general practical arithmetic)*, 1539, IX, p. 117) and *Bachet* (p. 118) mention the problem later.

In the latter document, the first description of the Josephus problem can also be found.

Among the newer books, *Schubert* (II, p. 1) and *Ahrens* (p. 286) deal with these problems based on a whole general theory.

Chapter VIII [Problems of traversing, pouring and railway] includes the best-known problems.

Az első négy részben vagy egészben a matematikai mulatságok irodalmának minden gyűjteményében megtalálható: *Ozanam* (I. 21. l.), *Bachet* (148. l.), *Lucas* (I. 1. l. és A. A. 125. l.), *Ball* (88. l.), *Schubert* (II. 159. l.), *Fourrey* (161. l.), *Ahrens* (1. l.) Eredetük ismeretlen; *Cantor* szerint (1. *Ahrens* jegyzetét az 1. lapon) az első feladat eredete az 1000. évről nyúlik vissza.

Az átöntési feladatok is már megtalálhatók *Bachet*-nál (138. l.) továbbá *Ahrens*-nál (53. l.), *Fourrey*-nál (167. l.) és *Ball*-nál (28. l.), valamint egy 1816.-i magyar könyvben, *Czövik* Istvan „Magyiás ezermester“-ében, melyben a 15 keresztény és 15 török problémája is megtalálható. Kevésbé ismert e fejezet utolsó három feladata, melyek kis változtatással *Fourrey* könyvéből (184. l.) vannak véve.

Almost all of the first four parts can be found in all the collections of the works of mathematical entertainments: *Ozanam* (I, p. 21), *Bachet* (p. 148), *Lucas* (I, p. 1 and A. A. p. 125), *Ball* (p. 88), *Schubert* (II, p. 159), *Fourrey* (p. 161), *Ahrens* (p. 1). Their origin is unknown; according to *Cantor* (see *Ahrens*' note on p. 1), the origin of the first problem goes back to 1000 years ago.

The problem of pouring already can be found in *Bachet* (p. 138), *Ahrens* (p. 53), *Fourrey* (p. 167) and *Ball* (p. 28). It can be found also in a Hungarian book in 1816, „Magyiás ezermester (magician)“ of *Czövik* Istvan*. In this book, the problem of 15 Christians, and 15 Turks can also be found. The last three problems of this chapter are less known. They are taken from *Fourrey*'s book (p. 184) with a little change.

*Note of the translator:

CZÖVEK István (1777–1828) is a lawyer in Hungary. The contents of *Magyiás ezermester* are collected and translated from German books of Karl von ECKARTSHAUSEN (1752–1803, German philosopher): *Aufschlüsse zur Magie*, 4 vols., München. 1788-1792.

A 9.-et *Ahrens* (2. l.) és *Ball* (86. l.) is felemlíti.

The problem 9* is described by *Ahrens* (p. 2) and *Ball* (p. 86).

*Note of the translator:

The problem 9 is “Valamely vasúti állomás sínrendszer (Rail system for railway stations)”.

Az apróságok közt közölt örök naptár táblázatait *Ahrens*-tól vettük át (384. l.; l. még *Lucas IV.* 8. l.). Az ezután közölt versenyszámlálásnak nevezett játék; az irodalomban szerzője után többnyire Bachet-féle játék néven szerepel.

Bachet könyvének 115. alapján valóban megtalálható már e gyerekújságokból is jól ismert játék tárgyalása. Egyéb tárgyalások találhatók *Ahrens*-nál (72. l.) *Schubert*-nél és *Ball*-nál (29. l.).

A meglepő eredmények címen közölt három utolsó feladat *Ball*-tól származik, ki azonban a másodikat kivéve csak a kérdést és feleletet közli.

Végül még *Mikola* Sándor nem rég megjelent kést kis füzetét kell felemlítenünk, melyek több könyvünkben is tárgyalt kérdéssel foglalkoznak.

The table of eternal calendar of **the trivial matters** was taken from *Ahrens* (p. 384; see also *Lucas IV* p. 8). The game called the counting competition is mostly published by Bachet who named the game.

The description of the game can be found already in p. 115 of *Bachet's* book. It is also well-known in children's newspapers. Other descriptions can be found in *Ahrens* (p. 72), *Schubert* and *Ball* (p. 29).

The three last problems entitled the surprising results originate from *Ball*. He shows however only the problem and the answer apart from the second problem.

Finally we have to mention a small notebook of *Mikola* Sándor which recently appeared. problems in the notebook are treated also in our books. are treated also in more books of us.

*Note of the translator:

MIKOLA Sándor (1781–1945) is a Hungarian physicist and a teacher.

A két füzet „Mathematikai szünórák“ címen, mint a „Stampfel-féle tudományos zsebkönyvtár“ 112. és 114. száma jelent meg (Pozsony-Budapest, [p. 72] 1903).

The two notebooks titled *Mathematical breaks* appeared as the number 112 and 114 of *Stampfel-style scientific pocket library* (Pozsony-Budapest, 1903).

Nem emlékeztünk meg a Rátz László szerkesztésében megjelenő Középiszkolai Matematikai Lapokban megjelent minden egyes hasonló tárgyú közleményről sem, mely pedig — különösen „Tréfás feladatok“ című rovatában — már sok idetartozó feladatot tárgyalt.

Ez utóbbiak összegyűjtve megtalálhatók a szerkesztő „Matematikai Gyakorlókönyv“-ében is. (Budapest, 1904.; I. köt. 70–85. l.)

We forgot to mention Rátz László appearing in *Középiszkolai Matematikai Lapok* (*Highschool mathematical reviews*) and each of his writings about objects similar to ours. He treats however — particularly in the column titled „Tréfás feladatok (Joking problems)“ — a lot of problems cited in this book.

The latter person can be found in the editors of „Matematikai Gyakorlókönyv (Practice book of mathematics)“ (Budapest, 1904.; vol. I, pp. 70–85).

Chapter 6

KÖNIG's works on Mathematical recreations

6.1 Introduction

Our aim is to clarify the relation of KÖNIG's works on mathematical recreations and those on graph theory.

One part of our objects consists of KÖNIG's works on graph theory, which are several articles and the treatise *Theorie der endlichen und unendlichen Graphen* of 1936 [121]. According to GALLAI Tibor [224], the following articles of KÖNIG belong to graph theory: "A térképszínezésről (On the map-colouring)" [88] (1905), "Vonalrendszerek Kétoldalú felületeken (Line systems on two-sided [= orientable] surfaces)" [94] (1911), "A vonalrendszerek nem-számáról (On the genus number of line systems)" [95] (1911), "Sur un problème de la théorie générale des ensembles et la théorie des graphes (On a problem of general set theory and graph theory)" [110] (published in 1923, but the lecture was already given in 1914 in the *Congrès de philosophie mathématique* in Paris), "Vonalrendszerek és determinánsok (Line systems and determinants)" [102] (1915), "Graphok és alkalmazásuk a determinánsok és halmazok elméletére (Graphs and their application to theory of determinants and set theory)" [103] (1916), "Sur les rapports topologiques d'un problème d'analyse combinatoire (On the topological relations of a problem of combinatorial analysis)" [111] (1924), "Halmazok többértelmű leképezéseiről (On ambiguous mappings of sets)" [112] (1925), "Sur les correspondances multivoques des ensembles (On the multivalued correspondences of sets)" [114] (1926), "Über eine Schlussweise aus dem Endlichen ins Unendliche (About an inference from the finite to the infinite)" [116] (1927), "Graphok és matrixok (Graphs and matrices)" [117] (1931), "Egy Végességi tétel és alkalmazásai

(A finiteness theorem and its applications)” [118] (1932), “Über trennende Knotenpunkte in Graphen (About separating nodes in graphs)” [120] (1933).

In the treatise of 1936, most of these articles were cited, and the same subjects were discussed again, but the article on the problem of four-colour map published in 1905 [88] was not mentioned in the book of 1936¹.

In this article of 1905, KÖNIG proved the following theorem: if a map of a country drawn on a plane is bordered with a single continuous borderline, and if all the prefectures of the country are adjacent to the frontier along one of the line segments, then the prefectures can be coloured with three colours in the way that prefectures with a common border are always coloured with different colours.

Although GALLAI considered this article as belonging to graph theory, KÖNIG did not use any term of graph theory in the proof. However, in Chapter XII of his treatise of 1936, the problem of four-colour map was mentioned with terms of graph theory as a theorem not yet proved by anyone. As I commented in 5.3, the theorem was proved later in 1976 and published in 1977 by Kenneth APPEL and Wolfgang HAKEN [6].

In KÖNIG’s articles that GALLAI considered as belonging to graph theory, no relation to mathematical recreations is mentioned. However, in the treatise of 1936, in which KÖNIG’s works on graph theory are eventually collected, some problems are discussed with mentioning of mathematical recreations. This fact will be useful for comparing KÖNIG’s works on graph theory and those on mathematical recreations. I will therefore select this treatise as one of our objects that consists of graph theory.

The other part of our objects consists of KÖNIG’s works on mathematical recreations. They are not yet much examined by historians, but in Chapters 4 and 5 I translated KÖNIG Dénes’ two books on mathematical recreations, which were published in 1902 and 1905 [86, 87].

Depending on them, I will discuss in this chapter the following questions:

- Did his books on mathematical recreations of 1902 and 1905 [86, 87] have any relation to his treatise on graph theory of 1936 [121]?
- How did his books on mathematical recreations of 1902 and 1905 related to his treatise on graph theory of 1936?

To answer these questions, we will examine his books in 1902, 1905 and 1936, and compare them with each other.

¹The article in 1916 [103] and that in 1925 [112] were not cited in the book of 1936, but their German translations “Über Graphen und ihre Anwendungen auf Determinantentheorie und Mengenlehre (About graphs and their applications to theory of determinants and set theory)” [104] (1916) and “Über mehrdeutige Abbildungen von Mengen (About ambiguous mappings of sets)” [115] (1926) were cited and discussed.

Table 6.1: Were problems in each chapter of the book of 1902 treated again in 1936?

Chapter	Title and Contents	In 1936
I	Nagy számok (Large numbers): The way to distinguishing and understanding large numbers.	No
II	Érdekes számok és eredmények (Interesting numbers and results): Cyclic numbers, numbers with repeated digits, perfect numbers, friendly number pair, Mersenne numbers and so on.	No
III	Számok kitalálása (Guessing numbers): Guessing the initial numbers from the results of operations.	No
IV	Bűvös négyzetek (Magic squares)	No
V	Mathematikai hamisságok (Mathematical errors): Incorrect proofs in arithmetic and geometric problems.	No
VI	Síkidomok szétszedése és összeállítása (Decomposition and recomposition of plane figures): Geometric puzzles.	No

6.2 Recreational problems in the book of 1902

I examined the problems in the book of 1902 [86], chapter by chapter, and I considered whether the problems were treated again in the book of 1936 [121].

As we can see in Table 6.1, no problem in the book of 1902 [86] was treated in the book of 1936 [121].

Chapter I “Large numbers” and Chapter II “Interesting numbers and results” in the book of 1902 belong to number theory.

Chapter III “Guessing numbers” belongs to algebra.

Chapter IV “Magic squares” belongs to number theory as well as group theory: an application of group theory to magic squares was already published by Edmond MAILLET in 1894 [154].

Chapter V “Mathematical errors” belongs to proof theory.

Chapter VI “Decomposition and recomposition of plane figures” belongs to geometry.

These recreational problems were not related to graph theory in KÖNIG’s treatise of 1936. It is remarkable that KÖNIG’s first book on mathematical recreations was published in 1902, which means that this publication preceded his studying abroad in Göttingen in 1904/1905. In Göttingen, KÖNIG attended Hermann MINKOWSKI’s lecture titled “Analysis situs”. In this lec-

ture, MINKOWSKI lectured on properties of topology of four-dimensional surfaces, among which the problem of four-colour map was treated. Just in the same year, in 1905, KÖNIG published an article on the problem of four-colour map [88], and the second book of mathematical recreations [87].

As we shall see, it is possible that MINKOWSKI's lecture exerted an influence on KÖNIG's selection of recreational problems in the book of 1905 [87]. In the next section, we will examine the problems treated in the book of 1905.

6.3 Recreational problems in the book of 1905

I examined the book of 1905 [87], chapter by chapter, and determined which problems were treated again in the treatise of 1936 [121].

See Table 6.2 for the results.

Chapter I “About mathematical probability” belongs to probability theory.

Chapter II “About the binary numeral system” belongs to number theory.

We can see that the problems in the chapters III, IV, VII and XIII were treated again in the treatise of 1936. As I will describe below, the problems in the chapters V and VI are also strongly related to some problems treated in the treatise of 1936.

As for the problems in the chapters V, VI, VIII, IX of Table 6.2, We can make the following remarks.

***1 of Table 6.2:** The problem of “Daily walk of schoolgirls” is not treated in the book of 1936, but a similar and simpler problem is mentioned in §1 of Chapter 11 of the book of 1936².

²“Daily walk of schoolgirls” is a problem of combinatorics. This problem can be treated with the method of “block designs”. The method of block designs was developed by William John YOUNG (1900–1971) [211] and Frank YATES (1902–1994) [210] in 1930's.

A block design is a pair (X, E) , where X is a set of v elements, and E is a set of b subsets (not empty) of X , which satisfies the following conditions: an arbitrary element of X is contained in r elements of E ; an arbitrary element of E contains k elements of X ; an arbitrary pair of different elements of X are contained in λ elements of E . An element of E is called a block. The numbers v, b, r, k, λ are parameters of the block design.

The problem of “Daily walk of schoolgirls” is considered as a problem to determine the block design with parameters $v = 15, b = 35, r = 7, k = 3, \lambda = 1$.

The method of block designs was later related to graph theory by some mathematicians, for example Jacobus Hendricus van LINT (1932–2004) and Peter Jephson CAMERON (1947–), who published the book *Graph theory, coding theory and block designs* in 1975.

Table 6.2: Were problems in each chapter of the book of 1905 treated again in 1936?

Chapter	Title and Contents	In 1936
I	A matematikai valószínűségről (About mathematical probability)	No
II	A kettes számrendszerről (About the binary numeral system)	No
III	A négyszínű térkép (The four colour map)	Ch. 11; Ch. 12
IV	A königsbergi hidak (The bridges of Königsberg)	Ch. 2
V	Az iskoláslányok sétái (Daily walk of school-girls)	*1
VI	Tait problémái és hasonló feladatok (Tait's problem and similar problems): Tait problem deals with re-arranging positions of 2 kinds of coins.	*2
VII	Elhelyezkedések körben (Positions on a ring)	Ch. 11 Note 9
VIII	Átkelési, átöntési és vasúti feladatok (Problems of traversing, pouring and railway)	Ch. 8 §3; *3
IX	Apróságok (Örök naptár. Versenyszámolás. Meglepő eredmények) (Trivial matters (Perpetual calendar, race-calculation, surprising results))	No; *4

*: See notes in the paragraphs in Section 6.3.

***2 of Table 6.2:** The same problem was not treated in the book of 1936. However, in the same chapter of the book of 1905, KÖNIG put also other problems as ‘similar’ problems to the Tait problem, and one of them dealt with knight’s moves on a chessboard, a less simple example of which was treated in Chapter 2 of 1936-book.

Devoting one chapter to Tait’s problem is maybe the influence of AHRENS’ book *Mathematische Unterhaltungen und Spiele* written in 1901 [1]. In Chapter II “Ein Problem Tait” of AHRENS’ book, he treats the problem which was treated by TAIT in Section (12) of his article “Listing’s Topologie” in 1884 [197], which introduced Johann Benedict LISTING’s treatise “Vorstudien zur Topologie” of 1847 [146], with TAIT’s addition of problems. We can see here that the interaction between analysis situs and mathematical recreations started before KÖNIG. However, KÖNIG brought later more problems from mathematical recreations in connection with analysis situs when he shapes graph theory.

Although Tait’s problem was described in TAIT’s article mentioning the name of LISTING, LISTING [146] did not mention the problem. TAIT wrote just before describing the problem of re-arranging coins as follows [197]: “A few weeks ago, in a railway-train, I saw the following problem proposed.” So we can see mathematicians picking up problems around them. The problem is concerning re-arranging positions of 2 kinds of coins. KÖNIG treated, in addition to this problem, some other problems as similar to TAIT’s, one of which was concerning knight’s move on the chessboard. It is remarkable that AHRENS treated this problem not together with TAIT’s problems in Chapter II, but in Chapter XI “Der Rösselsprung (knight’s move)”, while KÖNIG put both problems together in one chapter. In other words, AHRENS did not focus on the mathematical similarity, but simply classified the problems depending on the kinds of games. On the other hand, in KÖNIG’s book of 1905, he classified the problems depending on another standard, possibly from a mathematical point of view.

***3 of Table 6.2:** It is also remarkable that 2 different problems —“ferrying a wolf, a goat and a cabbage” and “pouring wine”— were treated in a common chapter in both books of 1905 and 1936, while they were not always treated together in the books cited by KÖNIG in the book of 1905 (see Table 6.3). Only BACHET (1874) [9] and FOURREY (1901) [65] treated these two kinds of problems in a common part, but we should pay attention to the fact that BACHET’s last part was titled “S’ensuivent quelques autres petits subtilitez des nombres, qu’on propose ordinairement (some other small complicated things of numbers ordinarily proposed)”, and that FOURREY’s Chapter 11

Table 6.3: Ferry problem and wine problem in the citation by KÖNIG (1905)

Book	Ferry	Wine
OZANAM (1694) [165]	Part I, Problem 18, p. 21	Nothing
BACHET (3rd ed. 1874) [9]	Last part, §4, p. 148	Last part, §3, p. 138
LUCAS (1882) [148]	vol. I, Chapter 1, p. 1	Nothing
LUCAS (1895) [153]	p. 125	Nothing
BALL (1898) [14]	Chapter 2, Section 6, p. 88	Chapter 1, Section 1, p. 28
SCHUBERT (1900) [189]	vol. II, §16, p. 159	Nothing
FOUREY (1901) [65]	Chapter 11, p. 161	Chapter 11, p. 167
AHRENS (1901) [1]	Chapter 1, Section 1, p. 1	Chapter 4, Section 1, p. 53

was titled “Problèmes anciens (ancient problems)”. It means that their classification was not based on mathematical notion, while KÖNIG puts these problems together depending on a mathematical point of view, at least in the book of 1936, possibly also in the book of 1905.

***4 of Table 6.2:** This chapter is a collection of various problems put at the end of the whole series in 2 books in 1902 and 1905. I suppose that KÖNIG thought that these problems are suitable neither to put in the other chapters, nor to create an independent chapter for each. Depending on this supposition, it is reasonable that this chapter does not contain any problem related to graph theory.

In conclusion from Table 6.2, the problems in the chapters from III to VIII of the book of 1905 appeared again in some way in the book of 1936. This is all the more interesting that no problem of the 1902 book found its way into the 1936 book.

This difference supports our hypothesis that MINKOWSKI’s lecture on the problem of four-colour map, which KÖNIG attended in Göttingen in 1904–1905, just between the publications of 1902 and 1905, played an important role to bring KÖNIG to the works which were later related to graph theory.

6.4 Recreational problems in the book of 1936

I examined here the book of 1936 chapter by chapter, to determine where any recreational problems appeared, and if these recreational problems were already treated in the book of 1905. The English chapter titles of the book of 1936 are taken from Richard MCCOART's translation (1990) [123].

In Chapter 1 "Foundations" of the treatise of 1936, definitions of terms of graph theory are given, and some theorems are proved using the terms.

In Chapter 2 "Euler trails and Hamiltonian cycles", Eulerian paths and Hamiltonian paths are discussed. To prove the related theorems, the terms and the theorems in Chapter 1 were used.

In Chapter 3 "The labyrinth problem", the problem of labyrinth is discussed. The problem is to give an algorithm to find a goal point in walking in a labyrinth without a map. The algorithms described in this chapter are discussed using a theorem in Chapter 2.

In Chapter 4 "Acyclic Graphs", the graphs without closed path are called acyclic graphs and discussed. A finite and connected acyclic graph is called a tree.

In Chapter 5 "Center of trees", The center of a tree is defined. If all the end edges of a tree are deleted, the remaining edges also form a tree. By repeating the deletion of the end edges of the remaining tree, all the edge(s) of remaining tree will be finally end edge(s). If there remains only 1 end edge, the edge is called an axis, and the 2 endpoints of the edge are called bicenters (central points). If there remains end edges more than 1, the common vertex of all the remaining end edges is the center. Some theorems on the properties of the center are proved, and applications to forms of molecules are discussed.

In Chapter 6 "Infinite graphs", graphs of finite degree are introduced, and the related theorems on infinite connected graphs of finite degree are proven. And then the Infinity Lemma and the sharpened Equivalence Theorem are proved. The Infinity Lemma is the following lemma:

Let Π_1, Π_2, \dots be a countably infinite sequence of finite, non-empty, pairwise disjoint sets of points. Let the points contained in these sets form the vertices of a graph. If G has the property that every point of Π_{n+1} ($n = 1, 2, \dots, \text{ad inf.}$) is joined with a point of Π_n by an edge of G , then G has a singly infinite path $P_1 P_2 \dots$, where P_n ($n = 1, 2, \dots, \text{ad inf.}$) is a point of Π_n .

The sharpened Equivalence Theorem is shown as an example of an application of graph theory to abstract set theory. The theorem is as follows:

Let the set Π of vertices of the graph G come from two disjoint

Table 6.4: Recreational problems in each chapter of the book of 1936

Chapter	Title and Contents	In 1905
1	Die Grundlagen (Foundations)	No; *a
2	Eulersche und Hamiltonsche Linien (Euler trails and Hamiltonian cycles)	*b
3	Das Labyrinthproblem (The labyrinth problem)	*c
4	Kreislose Graphen (Acyclic Graphs)	No; *d
5	Zentren der Bäume (Center of trees)	No
6	Spezielle Untersuchungen über unendliche Graphen (Infinite graphs) [If translated word by word, the chapter title is “Special analysis on infinite graphs”.]	No
7	Basisprobleme für gerichtete Graphen (Basis problems for directed graphs)	*e
8	Verschiedene Anwendungen der gerichteten Graphen (Logik. — Theorie der Spiele. — Gruppentheorie.) (Various applications of directed graphs)	*f
9	Zyklen und Büschel und die entsprechenden linearen Formen ([Directed] Cycles and stars and the corresponding linear forms)	No
10	Komposition der Kreise und der Büschel (Composition of cycles and stars)	No
11	Faktorenzerlegung regulärer endlicher Graphen (Factorization of regular finite graphs)	*g
12	Faktorenzerlegung regulärer endlicher Graphen dritten Grades (Factorization of regular finite graphs of degree 3)	*h
13	Faktorenzerlegung regulärer unendlicher Graphen (Factorization of regular infinite graphs)	No
14	Trennende Knotenpunkte und Knotenpunktmen- gen (Separating vertices and sets of vertices)	No

*: See notes in the paragraphs in Section 6.4.

sets Π_1 and Π_2 and let the set K of edges of G come from two disjoint sets K_1 and K_2 in such a way that

- 1) every edge of G joins a Π_1 -vertex with a Π_2 -vertex;
- 2) every Π_1 -vertex is the endpoint of one and only one K_1 -edge and every Π_2 -vertex is the endpoint of at most one K_1 -edge;
- 3) every Π_2 -vertex is the endpoint of one and only one K_2 -edge and every Π_1 -vertex is the endpoint of at most one K_2 -edge.

Then G has a factor of first degree.

KÖNIG insists that, if the terminology of graph theory was avoided in the proof of this theorem, the result would be the simplest proof of the Equivalence Theorem given by his father Julius KÖNIG (KÖNIG Gyula) [124]. It is remarkable that most of the part of this Chapter depends on the articles of KÖNIG Dénes already published in 1916, 1926 and 1927 [104, 114, 116].

In Chapter 7 “Basis problems for directed graphs”, the vertex basis and the edge basis of a directed graph are defined, and the related theorems are proved.

In Chapter 8 “Various applications of directed graphs”, the concepts and results of Chapter 7 are applied to axiomatic theory, game theory and group theory. KÖNIG’s article of 1927 [116] is cited and discussed in a part of this chapter.

In Chapter 9 “[Directed] Cycles and stars and the corresponding linear forms”, a linear form of a directed graph is defined. Linear forms belonging to directed cycles of graphs are discussed. A directed star is defined as a subgraph of a directed graph which is formed by the edges ending in the same vertex. Linear forms belonging to directed stars of graphs are discussed. The discussions are applied to Gustav Robert KIRCHHOFF’s results [77] concerning electric circuits.

In Chapter 10 “Composition of cycles and stars”, a composition of a finite number of graphs is defined. A composition of undirected cycles of finite graphs and a composition of undirected stars of graphs are discussed. A theorem in this chapter already appeared in KÖNIG’s article of 1916 [104].

In Chapter 11 “Factorization of regular finite graphs”, the “product” of graphs $G_1G_2\dots$ is defined, where graphs G_1, G_2, \dots are called “factors”. Applications to the problems of combinatorics are discussed. Most of this chapter depends on Julius PETERSEN’s works [174], but KÖNIG’s article of 1916 [104] and that of 1932 [118] are also discussed. Two theorems are already stated in KÖNIG’s lecture in the congress in Paris in 1914 [110].

In Chapter 12 “Factorization of regular finite graphs of degree 3”, bridges and leaves of a graph are defined, and related theorems are proved. The new proof of FRINK’s theorem [64] is given. The problem of four-colour map is considered as very closely connected with the factorization of regular finite graphs of degree 3, and 7 pages are devoted to the discussion.

In Chapter 13 “Factorization of regular infinite graphs”, bipartite graphs are considered, and the related theorems are proved. To one of the theorems, also set theoretical formulations are given. KÖNIG’s important articles [110, 104, 114, 115] are discussed in this chapter.

In Chapter 14 “Separating vertices and sets of vertices”, cut points and blocks of a graph are defined, and separating sets of vertices of a graph is discussed. This separation is considered also for bipartite graphs. KÖNIG’s articles [102, 104, 117, 120] are discussed.

***a of Table 6.4:** No recreational problem appeared. Some technical terms were defined in this chapter, and no application was treated.

***b of Table 6.4:**

- An example of graph which “cannot be traversed in fewer than four trails” was given in Section 1, Chapter 2 of the treatise of 1936 (see Figure 6.1). This diagram originates in Thomas CLAUSEN’s article “De linearum tertii ordinis proprietatibus” (1844) [32] as a figure that requires four strokes to trace on. This figure was treated again by LISTING’s “Vorstudien zur Topologie” (1847) [146], by LUCAS’ *Récréations mathématiques* IV (1894) [152] and so on. A similar example appeared in Chapter IV of the book of 1905 (see Figure 6.2), for which KÖNIG referred to KÜRSCHÁK, who was a teacher of KÖNIG at the Polytechnic.
- The problem of Königsberg bridges was also treated in Section 1. This problem appeared also in Chapter IV of the book of 1905.
- The problem of knight’s move was treated in Section 2. Not exactly the same but a simplified problem of knight’s move was treated in Section 7 of Chapter VI in the book of 1905 with Figure 14.

***c of Table 6.4:** The problems of mazes were treated in this chapter, while no maze appeared in the book of 1905. Yet they were one of the major topics of mathematical recreations in the 19th century.

Figure 6.1: “Fig. 5” of the book of 1936.

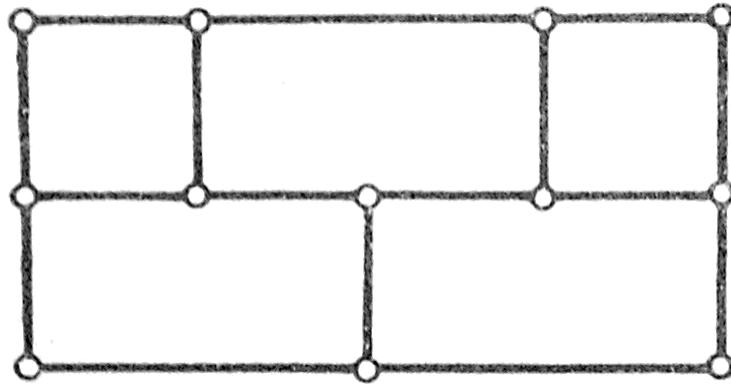
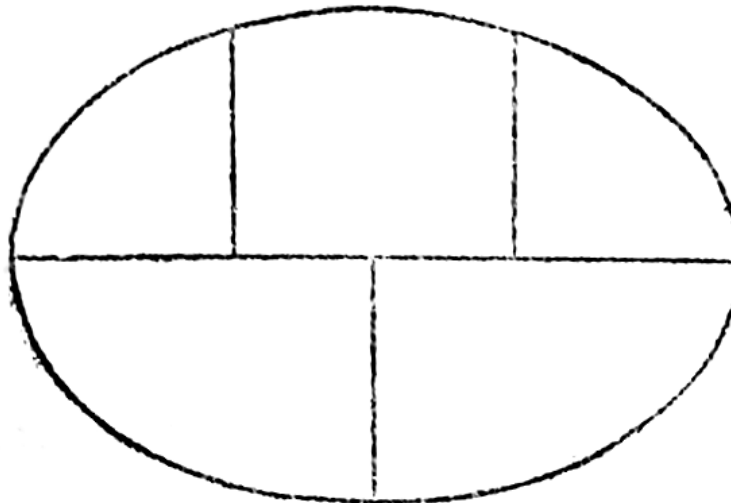


Figure 6.2: “11. ábra.” of the book of 1905.



***d of Table 6.4:** No recreational problem was treated as Acyclic Graphs. Yet, this object appeared in other famous books of mathematical recreations, which KÖNIG read. In these previous books, it is described as something related to scientific disciplines³.

***e of Table 6.4:** In §1 “Die punktbasis (The vertex basis)” of this chapter, the problem of queens on a chessboard is discussed. The problem is: “How many queens are necessary to attack every unoccupied square of a chessboard?” Though this problem can be considered as one of mathematical recreations, it did not appear in the book of 1905.

***f of Table 6.4:**

- In §3 “Solo-Spiele (Solitaire games)”, the problem of pouring wine and the problem of ferrying a wolf, a goat and a cabbage were treated. The problem of pouring wine appeared in §5 of Chapter VIII of 1905. The problem of ferrying a wolf, a goat and a cabbage appeared in §1 of Chapter VIII of 1905.
- §4 “Spiele zu zweit (Games for two people)” consists of discussion on games. It is natural that this discussion did not appear in the book of 1905, because these results depend on the works after 1905: by ZERMELO (1912) [212], KÖNIG (1927) [116], KALMÁR (1928) [75] and EUWE (1929) [57]. Still they connect to mathematical recreations.

***g of Table 6.4:**

- §1 “Faktoren der regulären Graphen (Factors of regular graphs)” contains a diagram from Chapter 18: Das Farben Karten Problem (problem of coloured map) in the version of 1918 of AHRENS’ book [3]. This diagram appeared also in the version of 1901 of AHRENS’ book [1], which was cited by KÖNIG in the book of 1905. The same diagram did not appear in the book of 1905, but the problem of colouring map was treated in Chapter III of the book of 1905.

³BALL’s book *Mathematical Recreations and problems of past and present times* (1892) [12] contains a section of “geometrical trees”, the notion of which corresponds to “Bäume (trees)” defined in this chapter of the book of 1936. BALL derived trees from blind alleys in mazes, and mentioned the application of the theory of trees to chemical and biological theories, but BALL did not discuss any recreational aspect of trees.

- In §1, KÖNIG mentioned “a problem of bringing together $2n$ participants $2n - 1$ times into n pairs in such a way that everyone is paired with everyone else exactly once.” He cited here LUCAS (1883) for “Les promenades du pensionnat (promenades of the school dormitory)” [149]. Not exactly the same but a similar and less simple problem “daily walk of schoolgirls” was treated in Chapter V of the book of 1905.
- In §2, the problems “Les rondes enfantines (The circles of children)”, “Les rondes paires (The pair circles)” and “Les rondes alternées (The alternate circles)” are treated. They are drawn from LUCAS’ book (1883) [149]. These problems were already treated in Chapter VII of the book of 1905.
- In §5, three applications were treated, which seem to be recreational problems, but nothing is cited for these problems.

***h of Table 6.4:** The problem of four colour map was treated here. This problem was treated in Chapter III of the book of 1905.

6.4.1 Recreational problems not treated in the book of 1905 but in the book of 1936

We saw that the recreational problems of mazes (Chapter 3), queens on a chessboard (Chapter 7, §1) and games for two people (Chapter 8, §4) treated in the book of 1936 were not treated in 1905.

Among them, the absence of games for two people is natural, because the related results were based on the works after 1905 by ZERMELO (1912) [212], KÖNIG (1927) [116], KALMÁR (1928) [75] and EUWE (1929) [57], as we have already said.

As for mazes (Chapter 3) and queens on a chessboard (Chapter 7), they were treated in the books cited in the book of 1905, therefore, these problems were among alternatives of the problems to be put in the book of 1905. In spite of this fact, why were these problems not treated in the book of 1905?

Mazes KÖNIG related Chapter 3 “Das Labyrinthproblem (The labyrinth problem)” of the book of 1936 to a theorem in §1 “Die Eulerschen und verwandte Sätze (The Euler theorem and related theorems)” of Chapter 2 “Eulersche und Hamiltonsche Linien (Euler trails and Hamiltonian cycles)”, and discussed methods to solve mazes, referring to WIENER’s method (1873) [208], TRÉMAUX’ method (in LUCAS’s book, 1882) and TARRY’s method [202].

It is remarkable that one chapter was devoted to mazes in the book of 1936, while some books of mathematical recreations cited by KÖNIG treated mazes in the same chapter as the problem of Königsberg bridges, as shown below:

Ahrens (1901) [1]: Kapitel XVII Brücken und Labyrinth (Chapter XVII Bridges and mazes),
 §1. Das Euler'sche Brückenproblem (The problem of bridges of Euler);
 §2. Labyrinth (Mazes);
 §3. Durchwanderung aller Wege eines Labyrinths (Passing through all the paths of a maze).

Bachet [9]: ⁴ Neither labyrinth nor bridges were mentioned.

Ball [14]: ⁵ Chapitre VI Les problèmes sur les tracés continus (Chapter VI Unicursal problems),
 §Problème d'Euler (Euler's problem);
 §Labyrinthes (Mazes);
 §Les arbres géométriques (Geometrical trees);
 §Le jeu d'Hamilton (The Hamiltonian game);
 §Marche du cavalier sur l'échiquier (Knight's path on a chess-board).

Fourrey (1901) [65]: Neither labyrinth nor bridges were mentioned.

Lucas (1882: *Récréations mathématiques I*) [148]: Deuxième Récréation: Le jeu des ponts et des îles (Chapter 2: The game of bridges and islands);
 Troisième récréation: Le jeu des labyrinthes (Chapter 3: The game of mazes).

Lucas (1895: *L'arithmétique amusante*) [153]: Neither labyrinth nor bridges were mentioned.

Ozanam (1694) [165]: Neither labyrinth nor bridges were mentioned.

Rebière (1898, the third edition) [177]: Maze was not mentioned. The problem of bridges was mentioned as one of the questions in the chapter of "Problèmes frivoles et humoristiques (trivial and humorous problems)".

⁴First edition in 1612 [7]; second edition in 1624 [8]; KÖNIG cited the third edition of 1874 [9]

⁵First edition in 1892 [12]; KÖNIG cited the translation of the third edition to French in 1898 [14]

Schubert (1900) [189]: Maze was not mentioned. The problem of bridges was treated in Zweiter Abschnitt: Anordnungs-probleme (Part 2: problems of position),
 §23 Eulersche Wanderungen (Euler trails);
 §24 Hamiltonsche Rundreisen (Hamiltonian cycles);
 §25 Rösselsprünge (knight's move).

3 of 9 books mentioned in the book of 1905 contain both problems of bridges and mazes. AHRENS and BALL treated bridges and mazes in a common chapter, while LUCAS treated them separately.

Yet in the book of 1905, KÖNIG did not treat mazes in spite of the fact that the three authors whom KÖNIG quoted treated them. We can build up a hypothesis that he might have thought in 1905 that the problem of mazes was something near to the problem of bridges, and that it was not worth devoting one chapter to the mazes.

Queens on a chessboard This problem does not appear in the book of 1905, though AHRENS devotes one chapter to this problem (Kapitel X Königinnen auf dem Schachbret (Queens on the chessboard)) [1]. However, it is remarkable that this chapter of AHRENS' 1901 version [1], which KÖNIG cited in 1905, consists of only 8 pages with no section, while the same chapter of AHRENS' 1921 version [4], which KÖNIG cited in 1936, consists of 6 sections and 1 appendix, 34 pages. I suppose that this difference influenced the difference of the book of 1905 and the book of 1936.

6.4.2 Summary regarding the book of 1936

As shown in Table 6.4, the chapters 2, 3, 7, 8, 11, 12 among 14 chapters contain recreational problems in some way, and recreational problems in the chapters 2, 8, 11, 12 were already treated in the chapters III to VIII of the book of 1905.

The recreational problems of mazes, queens on the chess board and games for two people were treated in the book of 1936, but they did not appear in the book of 1905. We have suggested hypotheses on the reasons for the absence of them. The games for two people were based on the works after 1905, therefore it was impossible to appear in the book of 1905.

As for mazes and queens on the chess board, we considered some possible reasons for the absence of these problems from the book of 1905.

6.5 Difference in treatment of problems between the books of 1905 and 1936

We saw that

- all the problems in the chapters from III to VIII of the book of 1905 appeared again in some way in the book of 1936;
- 6 chapters among 14 chapters in the book of 1936 contain recreational problems, and 4 chapters among them contain recreational problems which were already treated in the book of 1905.

These books treat many identical problems, but, because of the difference of genres, we can expect that there be differences in the treatment. Then, what is the difference in treatment of recreational problems between the books of 1905 and 1936? In order to consider this problem, it will be helpful to focus on one of the recreational problems, and compare the treatment of it. We will select here the problem of bridges of Königsberg, because it is much discussed in both 1905 and 1936.

6.5.1 Bridges in the book of 1905

Chapter IV of the book of 1905 begins with the problem itself:

KÖNIG (1905) [87], Chapter IV. My translation from Hungarian.

In Königsberg, there is an island called Kneiphof; the Pregel river, which forms the island, is torn again in two branches after the island. 7 bridges are built over the river, and 5 of them start from the island (see Figure 6.3). The problem is as follows: can one pass all the bridges of Königsberg by crossing every bridge just once?

In 1905, KÖNIG attached a letter symbol to each land area and to each bridge, and he explained briefly the solution that EULER had given to this problem in 1736 [51]. EULER had proved that one cannot pass all the bridges of Königsberg by crossing every bridge just once. And then KÖNIG gave a diagram shown in Figure 6.4 of our numbering⁶, maybe taken from AHRENS' book in 1901 [1], to make the problem “sokkal egyszerűbb (much more simple)”.

⁶A part of the line between *A* and *B* is cut, but it is only an error of printing. It should be continuous for consistency of the text.

Figure 6.3: "7. ábra." of the book of 1905.

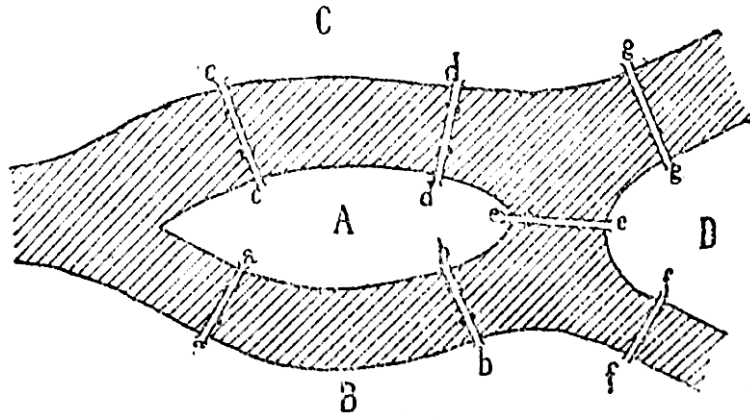
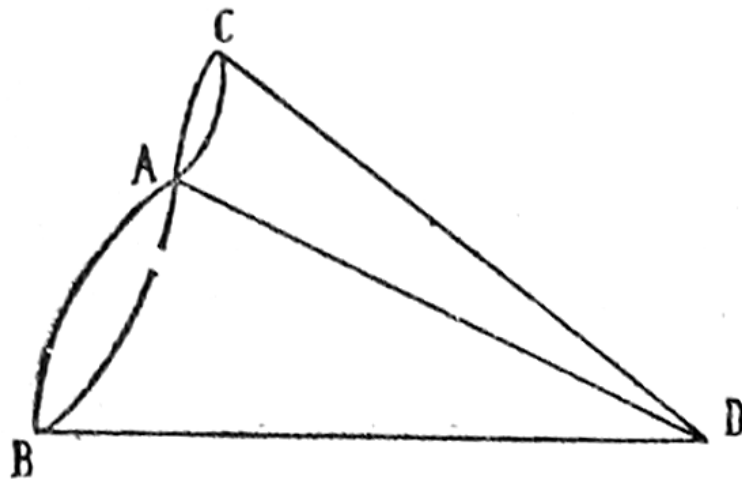


Figure 6.4: "8. ábra." of the book of 1905.



With this diagram, in 1905, KÖNIG modified the problem as follows: “Is it possible to draw the diagram [Figure 6.4 of our numbering] with one continuous line?” Using such a “vonrendszer (line system)” — this is the concept he used — KÖNIG gave some other examples of the problem, asking if the “line system” can be drawn with one continuous line. Finally KÖNIG raised another question: “how many continuous lines are required for drawing a ‘line system’?” And he mentioned the diagram that we discussed in 6.4 (Figure 6.2), which requires at least 4 continuous lines.

6.5.2 Bridges in the book of 1936

In Chapter 2 of the book of 1936, Euler trails and Hamiltonian cycles were discussed. For this discussion, the definition of basic concepts described in Chapter 1 was required, in contrast with the book of 1905. The basic concepts were defined using the concepts of set theory: “graph”, “vertex”, “edge” etc.

At the beginning of Chapter 2, §1: Die Eulerschen und verwandte Sätze (The Euler theorem and related theorems), KÖNIG mentioned mathematical games. Although we have the English translation by Richard MCCOART [123], I use here my translation for some reasons:

KÖNIG (1936) [121], Chapter 2, §1.

Manche Fragestellungen, die sich auf gewisse mathematische Spiele beziehen und denen die Graphtheorie und überhaupt die Analysis Situs ihre ersten Untersuchungen verdankt, führen auf die Frage, wann ein Graph als ein geschlossener Kantenzug aufgefaßt (gezeichnet) werden kann.

My translation

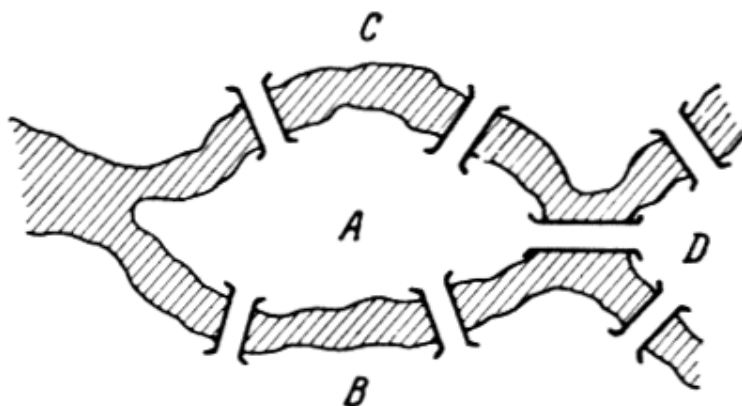
Some questions, which refer to certain mathematical games, and to which graph theory and generally⁷the analysis situs owe their first examinations, lead to the question of when a graph can become understood (drawn) as a closed path.

Translation by MCCOART (1990) [123]

Some questions, which relate to certain mathematical games and to which graph theory and especially topology owe their first interest, lead to the question of when a graph can be represented as a closed trail.

⁷KÖNIG considers the graph theory as something related to analysis situs. The adverb “überhaupt” means “above all”, which we can interpret as either “generally” or “especially”, therefore we can not conclude from the sentence above if he considers that the graph theory is a part of analysis situs, or that analysis situs is a part of the graph theory, or he thinks of any other relation between them. MCCOART chose “especially”. However, if

Figure 6.5: “Fig. 6” of the book of 1936.



In other words, according to KÖNIG, the graph theory started from examinations of questions which refer to certain mathematical games.

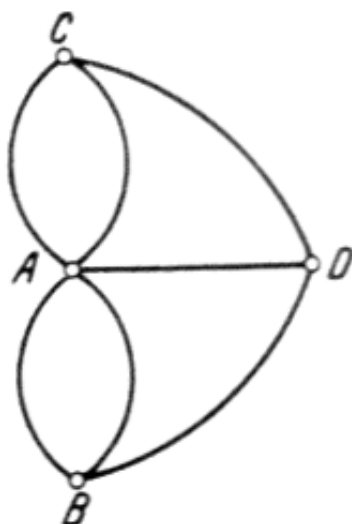
In spite of this relation between graph theory and certain mathematical games, the approach to the problem of bridges was different from that of the book of 1905. In the book of 1936, KÖNIG gave first some theorems concerning a closed path, and then he proved the theorems using the concepts defined in Chapter 1 based on the concepts of set theory.

It is interesting that the problem “how many continuous lines are required for drawing a ‘line system’?” was treated *after* the problem of bridges in the book of 1905 (Figure 6.2), while this problem was treated *before* the problem of bridges in the book of 1936 (Figure 6.1); this problem was treated as an example of one of the theorems, and this theorem was used for solving the problem of bridges.

After the definition of the terms of graph theory and proofs of some theorems, the problem of bridges was introduced with a drawing of the river as an application of graph (see Figure 6.5). To solve this problem, KÖNIG first gave a diagram of graph (see Figure 6.6). And then, he applied the theorems proved beforehand to this problem.

we remember GALLAI’s remark that KÖNIG taught also the subjects of graph theory in his lecture titled “Analysis situs” between 1911–1927 [224], it seems suitable to translate it as “generally”. Moreover, MCCOART translated “Analysis Situs” as “topology”, but this English term seems not to signify something that KÖNIG meant with the term “Analysis Situs”, in which a prototype of both topology and graph theory was included. KÖNIG used also the term “Topologie” several times in the book of 1936, and this term indeed fits to the English term “topology”.

Figure 6.6: “Fig. 7” of the book of 1936.



6.5.3 Summary of the difference between the books of 1905 and 1936

Common problems were treated in both books of 1905 and 1936, but the ways of treatment were different from each other.

As we have already discussed in 2.2, KÖNIG’s books on mathematical recreations can be regarded as one of the activities of reforming mathematical educations.

For this purpose, KÖNIG’s books on mathematical recreations were written not for professional use but for wide readership including high school students. Therefore, it was important to draw the readers’ interest in the topics and the related mathematics of higher level, and it was not necessary to describe precisely mathematical theorems nor proofs.

We saw in this section that the book of 1905 represented these aspects. In the book of 1905, the problem was given first, and it was solved without using the concepts of graph theory, and then another representation of the problem was given, which is similar to the representation of a graph.

As we discussed in Chapter 2, a main purpose of the publication of these books on mathematical recreations was educational use with the methods of KLEIN and BEKE especially for high school students.

On the other hand in the book of 1936, we saw that the concepts of graph theory were first defined based on set theory, and some theorems were

proved, and then the problem of bridges was treated as an example of the application of the theorems.

It is natural if we take into account that the book of 1936 was a treatise of mathematics for professional use. For this purpose, mathematical description of theorems and precise proofs of them are indispensable.

The examination of different kinds of books in this chapter supports these suggestions.

Chapter 7

Historical transition of the features of diagrams of graph theory

7.1 Introduction

In KÖNIG's treatise in 1936, some problems are selected from mathematical recreations, and they play an important part. This fact corresponds to the fact that KÖNIG, when he was still a student, published two books on mathematical recreations. In fact, KÖNIG's treatise of 1936 and one of his books on mathematical recreations are closely related to each other (see Chapter 6).

In this chapter, I will analyse how, in the context of mathematical recreations, some features of the diagrams of graph theory, as well as some concepts of it, took shape. Moreover, I will establish that KÖNIG inherited the features of the diagrams and the concepts from some publications on mathematical recreations.

In the treatise of 1936, many diagrams are used for representing graphs. They are mostly of a single kind of diagram, consisting of curved or straight lines which represent edges, and small circles which represent vertices. This representation of graphs in diagrams of graph theory continues to be used in the texts of graph theory until today.

This chapter focuses on the question of how this representation of graphs in diagrams of graph theory took shape. To address this issue, it appears that one needs to examine some problems from mathematical recreations which in the treatise of 1936, KÖNIG treated on the basis of the way mathematicians before him had dealt with them. Four problems appear to have played a key part in this process: the problem of Königsberg bridges, a problem of

describing polygons, a problem of configuring dominoes and the problem of circulating in mazes. This selection of problems will allow us to deploy a historical approach to diagrams, and to identify how some of the key features of the diagrams of graph theory took shape in different contexts.

In the treatise of 1936, KÖNIG discussed these different problems using the same concepts attached to the notion of graph. In other terms, the concepts of graph allowed viewing problems that, when they appeared, looked unrelated, as depending on the same concepts attached to a single notion of graph, and thereby as related. In fact, when examining the changing solution given to these problems along the 19th century and early 20th century, one can identify a process of progressive integration of the problems throughout the various publications of mathematical recreations in which they were treated. In these publications, mathematicians introduced concepts that allowed to unify problems progressively, and that entered in the shaping of the concepts attached to the same notion, that is, the notion of graph in KÖNIG's treatise of 1936.

Moreover, in these earlier writings, different types of diagrams were used for different topics. Among these types of diagrams, a certain type became gradually influential. It was on the basis of this type of diagrams that the different problems became gradually understood as concerning the same object. The process of the integration of the features of diagram was not originate in one source of a certain problem. The elements of the features of diagram appeared in various contexts, and they were integrated step by step. Along with the integration of the features of diagram, the concepts corresponding to them were also integrated.

On the basis of these facts, we will be led, in Section 7.3, to the hypothesis that the two historical processes mentioned are related to each other: the process which shaped the diagrams of graph, and the process which shaped the concepts of graph.

To support this hypothesis, in what follows, we shall focus in particular on the following issues: how were different topics of mathematical recreations integrated, and how graph theory was shaped by this process?

7.2 Why did KÖNIG use diagrams in 1936?

The treatise *Theorie der endlichen und unendlichen Graphen* in 1936 [121] makes explicit the reason why KÖNIG Dénes used diagrams in it. Since this gives us information as to how KÖNIG viewed the diagrams he was using, let us first examine what the author has to say about them.

KÖNIG put various problems orderly and discussed them as graph theory

in this treatise.

In the preface, he explained that graph theory can be understood from two standpoints: one standpoint views the topic as the first part of general topology, while the other understands it as a branch of *combinatorics* and abstract *set theory*.

If this treatise had embraced the first standpoint, that of general topology, we could suppose that diagrams would be used for representing topological concepts.

However, KÖNIG took actually the latter standpoint, that of *combinatorics* and abstract *set theory*. He explained the reason for this decision as follows:

KÖNIG: *Theorie der endlichen und unendlichen Graphen* in 1936 [121], Preface. (My translation from German.)

In this book, we take this second standpoint, mainly because we attribute to the elements of graphs — points and edges — no geometrical content at all: the points (vertices) are arbitrary distinguishable elements, and an edge is nothing else but a unification of its two endpoints. This abstract point of view — which Sylvester (1873) emphasized already¹ — will be strictly kept in our representation, with the exception of some examples and applications.

In spite of KÖNIG's decision to take the standpoint of *combinatorics* and abstract *set theory*, he used in his treatise a geometrical way to represent elements of a graph (points and edges). Moreover, he introduced diagrams that were not presupposing any geometrical point of view or any geometrical axioms.

We can therefore naturally raise a very simple question: why did KÖNIG, in this treatise, use a geometrical way of representing parts in a graph and

¹KÖNIG made here a reference to the article by SYLVESTER entitled “On recent discoveries in mechanical conversion of motion” in 1873 [191]. This article treated a mode of producing motion in a straight line by a system of pure link-work without the aid of grooves or wheel-work, or any other means of constraint than that due to fixed centres, and joints for attaching or connecting rigid bars. Maybe here KÖNIG had the following part of SYLVESTER's article in mind: “The theory of ramification is one of pure colligation, for it takes no account of magnitude or position; geometrical lines are used, but have no more real bearing on the matter than those employed in genealogical tables have in explaining the laws of procreation. [New paragraph] The sphere within which any theory of colligation works is not spatial but logical—such theory is concerned exclusively with the necessary laws of antecedence and consequence, or in one word of *connection* in the abstract, or in other terms is a development of the doctrine of the compound parenthesis.” (*the Collected mathematical papers of James Joseph Sylvester*, vol. 3, pp. 23–24.)

diagrams, although no geometrical content is attributed to the elements of graphs?

KÖNIG answered himself to half of the question. He made clear that he used a geometrical way of representing elements of a graph because it gave him a very comfortable terminology.

The question thus remains: how were the diagrams to be read if they were not geometrical?

We can suppose that KÖNIG used diagrams for representing the geometrical notation used in this treatise, even though neither any “geometrical point of view” nor any “geometrical axiom” was presupposed.

To inquire further into this supposition, I will examine in Section 7.3 some of the diagrams shown in this treatise.

In the book *Graph Theory, 1736–1936* (Norman L. BIGGS, E. Keith LLOYD and Robin J. WILSON, 1976 [215]), gathers most of the source material with which we shall deal later on. However, they read it, using the concepts and diagrams of graph. Therefore, they bypass the question of the emergence of these concepts and diagrams. These are the questions with which I shall reconsider this source material and other documents.

7.3 Diagrams in KÖNIG’s treatise of 1936 and their historical background

Let us consider here how KÖNIG used diagrams in *Theorie der endlichen und unendlichen Graphen* in 1936. The point will be here to compare these diagrams with those he himself published before 1936, and those in the publications by other mathematicians. As I wrote in Section 7.1, I will select only the diagrams used in the problems of bridges, polygons, dominoes and mazes, since these problems were treated also in many publications before his treatise of 1936, and we can therefore get enough literatures to compare with KÖNIG’s treatise in 1936.

These problems can be found in the books on mathematical recreations written by some mathematicians. In these books, certain mathematical problems were collected under the concept of “recreation”, “pleasure”, “delectation”, “leisure”, “amusement”, “game” or “curiosity”².

As we saw in Chapter 2, KÖNIG Dénes also published 2 books on mathematical recreations [86, 87]. One of them includes the problem of bridges which we will discuss in 7.3.1. This provides us with the publications to

²See Chapter 3 for the history of mathematical recreations.

which he has access in his youth and allows us to analyze the evolution of his approach to some problems between 1905 and 1936.

LUCAS' works were the topic of research by some historians (Anne-Marie DÉCAILLOT [217, 218, 219]).

According to DÉCAILLOT, LUCAS was attracted by “geometry of situation”, and, from the problems which had been considered as “geometry of situation”, he drew recreations, but without any analysis ([218], p. 5). The “geometry of situation” was not yet well structured at that time (PONT: *La topologie algébrique des origines à Poincaré* [232], EPPLE: “Topology, matter, and space I : topological notions in 19th-century natural philosophy” [222])³.

Through the examination of diagrams used in the above mentioned four problems, we will clarify how a part of the “geometry of situation” was structured, and which diagrams were involved in this process.

7.3.1 Appearance of graph-like diagram for the problem of seven bridges of Königsberg

The problem of seven bridges of Königsberg was mathematically considered and published first by Leonhard EULER in 1736 [51]. We examined EULER's article in 3.4.1. In 6.5, we compared KÖNIG's treatment on this problem in the book of 1905 and that in the book of 1936.

In the chapter titled “Eulersche und Hamiltonsche Linien (Eulerian and Hamiltonian lines)” of the book of 1936, KÖNIG treated the problems of the so-called Eulerian circuits and the Hamiltonian circuits. An Eulerian circuit is a closed path which goes through each edge of a graph once and only once; a Hamiltonian circuit is a closed path which goes through each vertex of a graph once and only once.

KÖNIG gave some theorems concerning Eulerian circuit in the first section of this chapter. One of the theorems is as follows: “One can go through all the edges of a graph in a closed path if and only if the graph is a connected Euler graph” (Theorem 2, my translation from German).

In this context, in the second section entitled “Das Brücken- und Domino-problem (The problem of bridges and the problem of dominoes)”, KÖNIG mentioned the problem of seven bridges of Königsberg as an example of application of the theorems.

³As DÉCAILLOT says, “among the mathematical games and recreations of EULER, the traces of strings on the chessboard of VANDERMONDE in the 18th century, the ‘higher mathematics’ of RIEMANN and the Analysis situs of POINCARÉ, the geometry of situation has a fluctuating content which is not structured but progressively during the 19th century” ([218], p. 129, my translation from French).

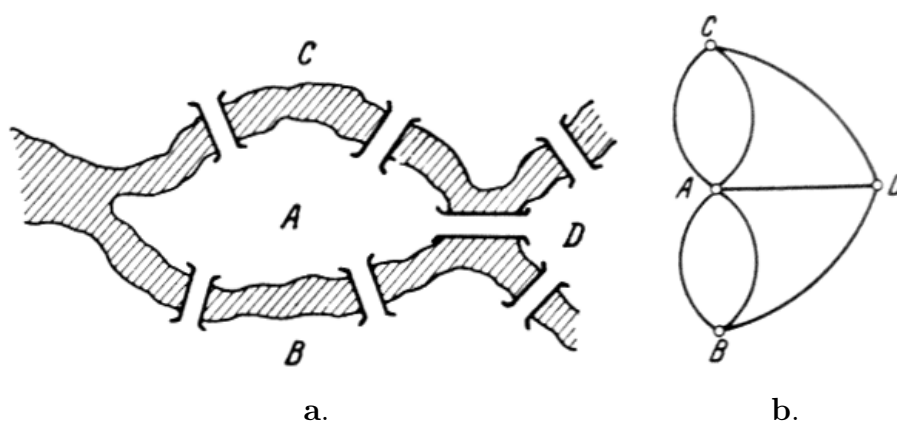


Figure 7.1: Taken from Section 2.2 of KÖNIG's book of 1936 [121].

The problem is as follows: in Königsberg, there was a river flowing from the east to the west; across the river, there were 7 bridges; the problem is to find a smart method to know if there is a way to cross every bridge once and only once.

KÖNIG introduced this problem using a simplified map as in Figure 7.1.a, and then he gave a diagram as in Figure 7.1.b, which consists of small circles representing vertices corresponding to land areas, and straight or curved lines representing edges corresponding to bridges. In this way, the diagram shown in Figure 7.1.b represents geometrical elements which can correspond to a graph. I will call such a diagram a “graph-like diagram”.

In the diagram in Figure 7.1.b, KÖNIG displayed only the elements necessary *for solving* the problem. From this diagram, we can see that each vertex is connected to an odd number of edges. KÖNIG concluded, using the theorem of graph theory mentioned above, that there is not such a way to cross every bridge just once.

This diagram is thus useful *for solving* the problem using geometrical concepts representing a graph.

Originally, how did EULER deal with the problem in his article “Solutio problematis ad geometriam situs pertinentis (solution of a problem relating to the geometry of situation)” in 1736 [51]?

EULER introduced a map illustrating the situation. On the map, EULER displayed symbols for his proof. EULER's proof needed only the symbols of the land areas and the number of bridges connected to each land area. For him, the names of bridges were not necessary. Yet we can see that EULER kept these informations on the map (Figure 7.2). Moreover, the proof does not make any reference to a diagram. In fact, more precisely, EULER did not

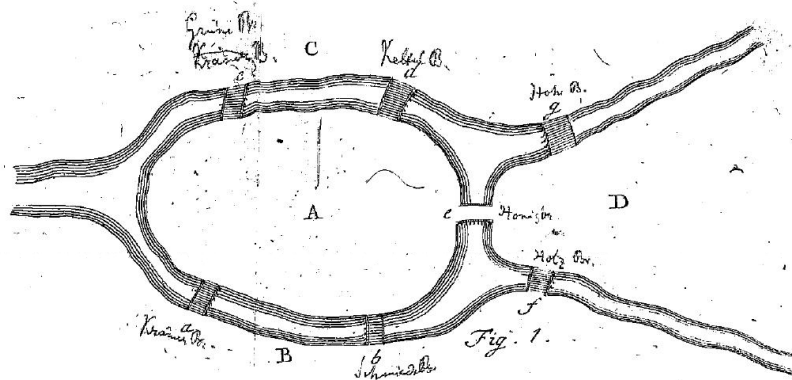


Figure 7.2: Taken from EULER's article in 1736 [51].

give any graph-like diagram for this problem.

The informations that were not necessary for the solution to the problem were to be removed from the diagrams included in the texts of subsequent mathematicians who addressed the problem. Indeed, the problem will be taken up in several publications devoted to mathematical recreations.

Let us consider them since this analysis will put in a situation to determine who first introduced a graph-like diagram in this context and how he influenced KÖNIG for this feature of the diagrams.

In 1851, Émile COUPY translated this article of EULER into French [41]. And in 1882, Édouard LUCAS translated it again into French in the chapter about the problem of bridges in vol. 1 of his series on mathematical recreations [148]. But neither COUPY nor LUCAS made significant modification to EULER's figures.

In 1892, Walter William Rouse BALL dealt with the problem within a more general context, since he mentioned it in the chapter about "unicursal problems" in his book devoted to mathematical recreations [12]. In this new context, BALL gave a new kind of diagram (Figure 7.3) for the problem. In this diagram, BALL represented the bridges with lines—some lines curved and others straight—indicated with lowercase letters, and the land areas with points indicated with uppercase letters. BALL mentioned the correspondence of the notation introduced for bridges to EULER's map, but he did not use it in his consideration of the problem, and indeed it is not necessary for solving the problem. However, it is remarkable that lines in this diagram represent geometrical elements which can correspond to a graph. As a diagram given to the problem of seven bridges of Königsberg, this is maybe the first graph-like diagram.

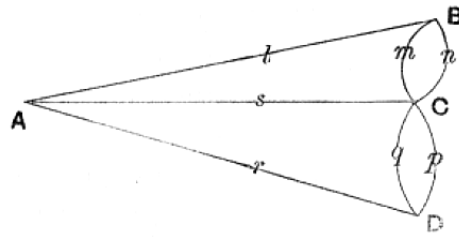


Figure 7.3: Taken from Chapter 6 of BALL's 2nd ed. in 1892 [12].

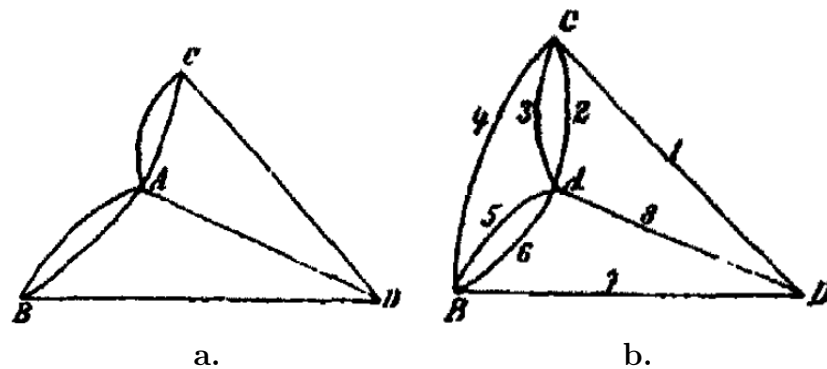


Figure 7.4: Taken from Section 17.1 of AHRENS' book of 1901 [1].

In 1901, Wilhelm AHRENS also, in his book on mathematical recreations [1], treated the problem of bridges. However, for him, the problem fell in the chapter about “Brücken und Labyrinth (bridges and labyrinths)”, that is, withing a classification of problems made on the basis of their topic. Still, he gave here diagrams quite similar to BALL's graph-like diagram (Figure 7.4).

The diagram **a** of Figure 7.4 has no mark for lines representing the bridges, but only associates letters to points representing the land areas. We find here thus only the information necessary for solving the problem. One can thus see that the diagram is drawn for the problem, and not as a representation of a general mathematical object. The diagram **b** of Figure 7.4 represents the case with 8 bridges, where one can pass through all the bridges once and only once. The diagram **b** has digits attached to lines, but their meaning is different from the lowercase letters shown in BALL's diagram: AHRENS let these numbers represent the order of passing through the bridges, therefore these numbers are necessary information for representing a solution to the problem.

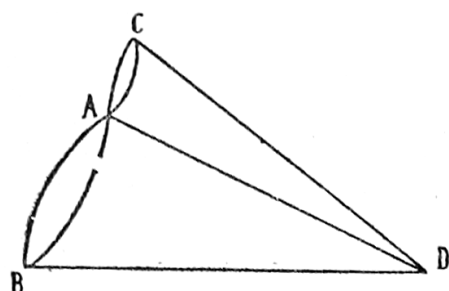


Figure 7.5: Taken from Chapter 4 of KÖNIG's book of 1905 [87].

In 1905, KÖNIG himself also, in one of the books that in his youth he devoted to mathematical recreations in 1905 —long before the publication of his treatise of 1936— treated the problem of bridges in the chapter about “A Königsbergi hidak (the bridges of Königsberg)” [87]. In relation to this problem, the book of 1905 quotes EULER [51], LUCAS [148], BALL [14], SCHUBERT [189], AHRENS [1]. However, as for the diagram given to this problem, he took it from AHRENS' book (Figure 7.5). Figure 7.5 is almost the same as AHRENS' graph-like diagram⁴. We can suppose that KÖNIG's diagram for the problem of bridges in 1905 was influenced by AHRENS' diagram in 1901.

It is interesting that this diagram of KÖNIG in 1905 was still different from his diagram in his treatise in 1936 where, instead of the points indicated with uppercase letters, small circles were used, which represented the vertices of a graph. We will see that the representation of vertices of a graph with small circles and the full notation of the elements of a graph in 1936 betrays an influence different from the problem of bridges.

7.3.2 Polygons, dominoes and the introduction of the flexible strings

In the same section entitled “Das Brücken- und Dominoproblem (The problem of bridges and the problem of dominoes)” in KÖNIG's treatise of 1936, he treated 2 other problems coming from mathematical recreations —one bearing on polygons and another one on dominoes—. He dealt with them as other examples for his theorem on Eulerian circuits. Examining the history of the treatment of these problems and of their relation to each other will

⁴A part of the line between A and B of KÖNIG's diagram is not connected, but it is only an error of printing. It should be continuous for consistency of the text.

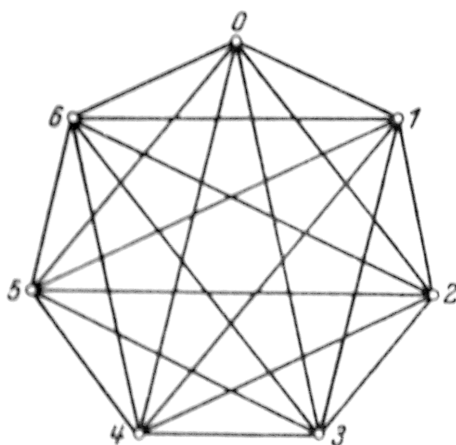


Figure 7.6: Taken from Section 2.2 of KÖNIG's book of 1936 [121].

show how another feature of the diagrams for graphs took shape within this context.

The problem on polygons can be formulated as follows: a polygon being given, can we go along every edge and every diagonal just once with only one stroke?

As for the problem on dominoes, it can be formulated as follows: one set of dominoes consists of 28 pieces; on each piece, a pair of integers from 0 to 6 is shown; we put aside here the double numbered pieces with $(0,0)$, $(1,1)$ etc. because they play no part in the question considered; the question is to arrange all the remaining 21 pieces so that adjacent numbers are equal to each other.

KÖNIG related the three types of problems to each other, which can be done when one can reformulate them in terms of problems related to graphs. Previously, they were not precisely discussed together in the same context. As we will see soon, KÖNIG was not the first one to have perceived their link, but he was the first mathematician to treat them explicitly as related problems, and he did this on the basis of diagrams of graph theory. Moreover, in the context in which the problems were understood as being connected with each other, another feature of the diagram took shape: the nature of the lines representing edges to be “flexible strings”. Let us explain what we mean by these statements.

For the case of a heptagon, KÖNIG represented the problem of polygons by a diagram shown in Figure 7.6. We can trace every edge and every diagonal of this diagram just once with only one stroke.

Here, the diagram was used *for solving* the problem.

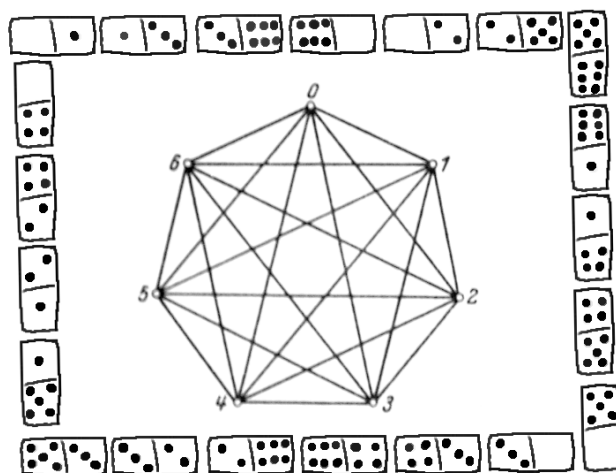


Figure 7.7: Domino pieces which I arranged so as to correspond to KÖNIG's diagram shown in Figure 7.6.

Moreover, it was also by using the same diagram of a heptagon that KÖNIG solved the problem of dominoes, thereby displaying the link between the two. He let each vertex of a heptagon correspond to a number on a domino piece, and each edge of it to one domino piece. By means of this representation, the solution to the problem of dominoes corresponded exactly to the solution to the problem of a heptagon. KÖNIG did not give any specific diagram for dominoes, but we can easily understand the relation of the solutions to these two different problems as I drew in Figure 7.7.

What is important is that the problem of polygons and the problem of dominoes were not treated as being the same in any of the previous mathematical texts in which they both appeared. However, they were progressively shaped as corresponding to the same diagram, to the same question related to this problem and to the same solution. In other words, the diagram played a key part in shaping the identity between the two problems. Let us outline the process of this integration.

In 1809, Louis POINSOT treated the problem of polygons in his lecture about "*les polygones et les polyèdres* (the polygons and the polyhedrons)". This lecture was published as a memoir in 1810 [175]. The problem we consider was described in the section 18 of this memoir.

POINSOT described the problem as follows:

POINSOT (1809/1810) [175], Section 18, pp. 28–29, my translation from French.

[...] The problem is, between points placed in the space as you like, to lead a same flexible string [*fil flexible*] which unites the points two by two in all the possible ways, so that the two ends of the string come to be rejoined at the end, and that the total length⁵ should be equal to the sum of all the mutual distances.

And POINSOT explained why the solution is possible only for an odd number of points. He did so, using the concept of a “flexible string”: when the points are in even number, one can still lead a string which connects the points two by two in all the possible ways, but this string should pass twice from any of the points to any other, before the two ends be rejoined and, the string being closed, the total length be equal to the twice of all the mutual distances of the proposed points.

POINSOT treated this problem with points in a space, which means that the points and the flexible string does not necessarily form a polygon. However, in the succeeding sections in his memoir, he discussed this problem in the case that the points are projected onto a plane. By projection of the points onto a plane, we can consider this problem as of polygons. In fact, in the section 23, POINSOT related this problem in the case of 4 points to a quadrilateral with 2 diagonals; and finally in the sections 24 and 25, he applied this problem to arbitrary polygons.

In his publication, POINSOT used no diagram to discuss this problem. It is nevertheless remarkable that he used the concept of a “flexible string” *to describe* the path and *to solve* the problem.

In fact, the idea of flexible strings can be traced back to an article by Alexandre-Théophile VANDERMONDE (1735–1796), which POINSOT mentioned at the beginning of the memoir. He wrote:

POINSOT (1809/1810) [175], pp. 16–17, my translation.

[...] *Vandermonde* gave, in the Memoirs of the Academy of science for 1771, a simpler solution⁶, which was deduced from a particular notation which he invented for this sort of problems, and which he applied also to the representation of a textile or net formed with the successive knots of several strings. [...]

⁵Despite the fact that POINSOT speaks of a flexible string, he uses the length. This means that one loses the “geometry of situation”.

⁶POINSOT mentioned VANDERMONDE [206] in the context of the problem of knight’s move on a chessboard, as one of the problems concerning the “geometry of situation”. He meant that VANDERMONDE’s solution was simpler than EULER’s [54].

We can therefore suppose that POINSOT got the concept of flexible strings from VANDERMONDE's article "Remarques sur des problèmes de situation (remarks on the problems of situation)" in 1771 [206].

However, VANDERMONDE did not treat polygons in his article of 1771. Therefore POINSOT took his idea of flexible strings, and used it in a completely different context. Moreover, as we saw in the memoir of POINSOT in 1810 (see p. 316), POINSOT did not only use what VANDERMONDE used, but he added measures of the length, that is, "geometry of situation" was lost in POINSOT's memoir.

On the other hand, VANDERMONDE's concern was the notation to be used by the worker who makes a *braid*, a *net*, or *knots*. These workers do not conceive these spatial situations in terms of size, but in terms related to the situation of strings with respect to each other. What the workers see is the order in which the strings are interlaced.

VANDERMONDE attempted to create a system of notation more conform to the process of the worker's mind. This notation was the basis on which he would work out a solution for the problem. For this purpose, he needed a notation which would represent only the idea formed from his work, which could be sufficient for making again a similar thing any time.

The object of VANDERMONDE's article of 1771 was only to make a hint of the possibility of this kind of notation, and its usage in questions related to textiles composed of strings.

For this purpose, VANDERMONDE described each point on a string with its spatial position. To represent the spatial position, one splits a 3-dimensional space into parallelepipeds. each parallelepiped is indicated with a triple of numbers —VANDERMONDE called it "trois nombres assemblés, ainsi c_a^b (three numbers gathered, so that c_a^b)"—, each term of which corresponds to a position of the parallelepiped on each axis of the space. By putting the triples in the order of the parallelepipeds where a string passed through, one gets a sequence of triples, which denotes a form of the string.

From such a sequence of triples, One can reproduce the textile or knots by making a string go through the parallelepipeds indicated by the triples in order.

VANDERMONDE applied this notation to a 2-dimensional space for solving the problem of knight's move on a chessboard:

VANDERMONDE (1771) [206], p. 568, my translation from French.

Let the *knight* go all over the squares of a chessboard without visiting twice the same square, as a result determine a certain trace of the *knight* on the chessboard; or else, supposing a pin fixed at the center of each square, determine the course of a string passed one time around each pin, according to a law of which we will search the expression.

VANDERMONDE let a trace of a knight correspond to a string, each square to a pin.

To a trace of a knight on a chessboard, the above mentioned notation can be applied. Because the trace is on a plane, the sequence corresponding to the trace is a sequence of pairs of numbers, each number of which consists of any of the numbers 1, 2, 3, 4, 5, 6, 7 and 8.

A knight's move on a chessboard can be denoted as $\begin{smallmatrix} b & b\pm 1 \\ a & a\pm 2 \end{smallmatrix}$ or $\begin{smallmatrix} b & b\pm 2 \\ a & a\pm 1 \end{smallmatrix}$.

To simplify the solution, we use the symmetry of the knight's trace: if we create a sequence of knight's move, and interchange the numbers of the pairs: 8 to 1, 7 to 2, 6 to 3, 5 to 4 and vice versa. Then we will get a new sequence denoting a trace of knight symmetry to the original one.

Therefore, to obtain a knight's trace visiting all the squares on a chessboard once and only once, we first need to create only a trace within the squares denoted with a sequence of pairs with numbers 1, 2, 3 and 4, and then we get another sequence by exchanging the numbers of one axis, still another sequence by exchanging the numbers of the other axis, and the other sequence by exchanging the numbers of both axis.

We thus obtain 4 sequences denoting 4 separate traces which, as a whole, visiting all the squares on a chessboard once and only once.

These 4 sequences can be connected, without breaking knight's move, by joining two sequences, or by inserting one sequence between two pairs of another sequence.

We should pay attention to the fact that, *for solving* the problem, VANDERMONDE did not use the concepts of "strings" and "pins", but sequences of numbers which denote strings.

In spite of not using the formulation in terms of a string and of pins *for solving* the problem, VANDERMONDE gave a diagram corresponding to these concepts *to represent his result* regarding "la forme de la trace du cavalier sur l'échiquier, déterminée par cette suite (the form of the trace of the knight on the chessboard, determined by this sequence)", compare Figure 7.8. We can see in this diagram that VANDERMONDE used small circles representing pins fixed on a chessboard. These features of his diagram evoke the form of




Figure 7.8: Taken from VANDERMONDE's article in 1771 [206].

diagram used in KÖNIG's treatise in 1936, as well as in the texts on graph theory of the present day.

Inspired by VANDERMONDE's article of 1771, which POINSOT mentioned, we can suppose that POINSOT had in his mind not only the concept of "flexible string" but also the concept of "pins". In fact, POINSOT led a flexible string between the "points placed in the space as you like", just like VANDERMONDE let a string go through each "pin fixed at the center of each square" on a chessboard. In other terms, POINSOT's "points" played the role devoted to "pins" in VANDERMONDE's geometrical representation.

In terms used in KÖNIG's treatise of 1936, POINSOT applied these concepts to a problem related to Eulerian circuits, whereas VANDERMONDE applied them to a problem related to Hamiltonian circuits. In fact, in 1936, KÖNIG considered both problems as examples of more general problems: the problem of polygons was treated as a problem of Eulerian circuits, while the problem of knight's moves was treated as a problem of Hamiltonian circuits.

However, without identifying the kinds of general problems they were, POINSOT had already recognized that one could formulate these two distinct problems by means of a set of common concepts —a flexible string and pins.

7.3.3 Polygons and dominoes again: a single diagram and a single way of using it for two distinct problems

Later on, KÖNIG went further: he not only described them on the basis of the common concepts of graph theory, but he also formulated the general prob-

lems bearing on the general object of graphs for which they were particular cases.

POINSOT's lecture of 1809 mentioned no relation between the problem of polygons and the problem of dominoes. It is interesting, though the commentary of Orly TERQUEM (1782–1862) on POINSOT's works on polygons, published in 1849 [204], alluded to a relation, since at the end of this article on polygons —After the description of POINSOT's problem of polygons, which we have already examined in 7.3.2— TERQUEM mentioned the question of dominoes:

TERQUEM (1849) [204], p. 74, my translation from French.
 [...] The determination of the *number* of possible solutions for an odd number of points is a problem of which the solution is desired. I proposed it to some distinguished geometers, but I got nothing. The domino game presents a question of this type: in how many ways can one place all the dominoes on only one line obeying the law of the game? One can suppose that the *double*-numbered pieces are put aside.

Clearly, TERQUEM gave neither any precise description of the relation, nor any diagram representing this idea. However, this seems to be the first mention of a relation between the problem of polygons and the problem of dominoes. One may assume that the concepts of pins and strings played a key part in the process of shaping the problems as comparable to each other.

Similarly, regarding the relation between the problem of polygons and the problem of dominoes, already in 1883 LUCAS was aware of the relation between the problem of a heptagon and the problem of dominoes, because he mentioned it in his note to the chapter about “Le jeu de dominos (the domino games)” put at the end of vol. 2 of his series of mathematical recreations [149]. But he did not give any precise description about this relation at that time.

At last in 1894, in the chapter about “La Géométrie des réseaux et le problème des dominos (the geometry of nets and the problem of dominoes)” in vol. 4 of his series of mathematical recreations [152], LUCAS declared that the idea of relating a heptagon to the problem of dominoes mentioned in vol. 2 was given by LAISANT⁷.

If we now go back to the history of the relationship between the problem of bridges and that of polygons, we can note that in 1882, LUCAS treated the problem of polygons with the diagrams shown in Figure 7.9. Further, he included the problem in vol. 1 of his series on mathematical recreations, in the chapter devoted to the problem of bridges [148]. In this case, it is not

⁷Charles-Ange LAISANT (1841–1920) was a mathematician, and was a director of some reviews of mathematics.

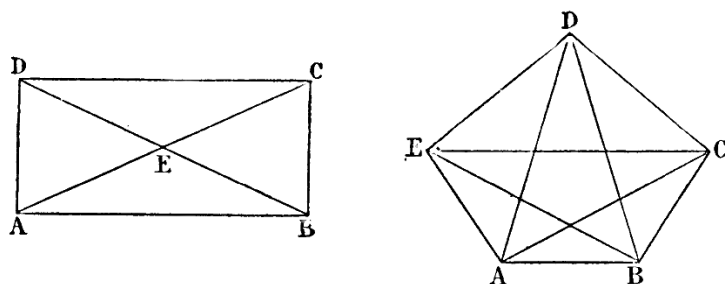


Figure 7.9: Taken from Chapter 2 of LUCAS' vol. 1 in 1882 [148].

by making use of common terms to formulate different problems that LUCAS indicated something common between them. LUCAS did so by classifying them in the same chapter of his book.

This fact indicates that LUCAS recognized that both problems could be treated in the same way, thereby contributing to their integration within a wider chapter devoted to questions having some similarity with each other. We see here a reason why it is meaningful to examine the classification of problems carried out in books of mathematical recreations: when we are interested in a process of integration that led problems to be understood as bearing on similar questions or as related to similar objects, the classification of problems conveys meanings that are important to read since they are not formulated in other ways.

Moreover, LUCAS described in this chapter relationships between a wider set of problems, since he stressed the relations between four different topics of mathematical recreations —bridges, mazes, polygons and dominoes.

However, LUCAS did not discuss these four topics explicitly on the same basis, while KÖNIG did it on the basis of diagrams of graph theory.

The links that LUCAS could establish between these topics depended on ideas that TARRY had presented at a conference in 1886 [201], which we will discuss more precisely in Section 7.4.

Let us simply stress for the moment that again we can identify a mathematical work by means of the impact that can be read in the classification of problems. Let us first consider the history of the treatment of the fourth type of problems that LUCAS linked to the first three considered above.

7.3.4 Mazes of which the junctions became important

KÖNIG's treatise in 1936 also included a chapter entitled "Das Labyrinthproblem (The problem of mazes)". In it, he treated the following problem:

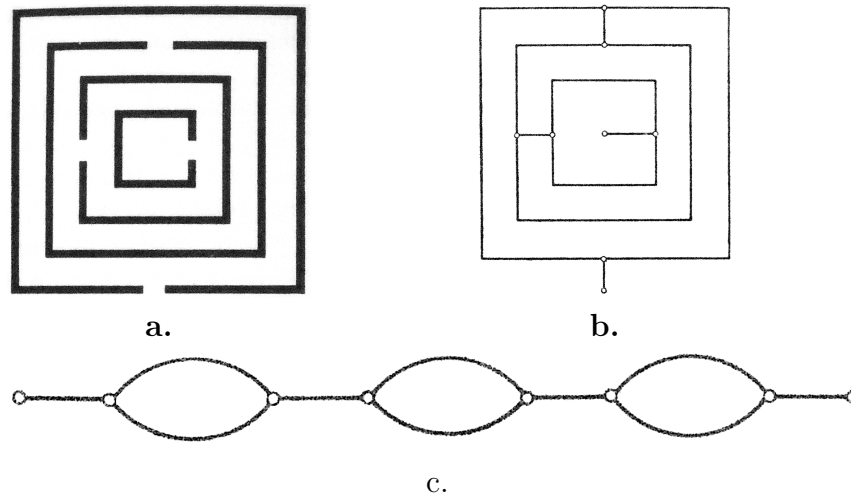


Figure 7.10: Taken from Section 3.1 of KÖNIG's book of 1936 [121].

how can I arrive at a certain place—a branching point or a loop—in walking in a maze without map? He gave 3 different diagrams for the same example: in the diagram **a** in Figure 7.10, the lines are the walls of a maze, I walk therefore the path between the lines; in the diagram **b** in Figure 7.10, the lines and the small circles are paths and junctions of a maze, which is represented by means of the edges and vertices of a graph; the diagram **c** in Figure 7.10 is a transformation of the diagram **b**. With the diagram **c**, KÖNIG showed that the absolute position of vertices and edges are ignored in graph theory, and that only the relation between the vertices and the edges are important for solving the problem.

A solution to this problem had been first published in 1882 by LUCAS in the chapter about “Labyrinthes (mazes)” in vol. 1 of his series on mathematical recreations [148]. LUCAS says about it that this solution had been given by TRÉMAUX, a telegrapher and a former student of the polytechnic school. LUCAS included a proof of the correctness of the solution. However, in KÖNIG's treatise of 1936, he noted that “Dieser Lucassche Beweis ist nicht vollständig (this LUCAS' proof is not complete)”.

Let us concentrate on the diagrams used by LUCAS. In the proof to the solution, LUCAS used diagrams representing a part of a maze. One of LUCAS' diagrams is shown in Figure 7.11. In LUCAS' diagrams, the lines represent “chemins (paths)”, and points to which lines are gathering represent “carrefours (junctions)”.

We can see in this diagram other characteristics: the arrows indicate the directions of the walk; the marks crossing the lines indicate the paths through

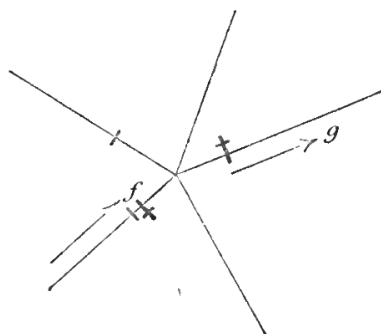


Figure 7.11: Taken from Chapter 3 of LUCAS' vol. 1 in 1882 [148].

which one already walked. In other terms, we have here a graph-like diagram with further marks.

LUCAS used lines representing paths of a maze in 1882, just like KÖNIG did in his treatise of 1936, using for this problem lines which represented edges of a graph. KÖNIG thus used a general type of diagram to represent the maze problem whereas LUCAS drew a diagram specific to the problem considered. However, both diagrams look alike. Moreover, LUCAS did not use small circles in his diagrams for the problem of mazes. This is correlated to the fact that LUCAS does not consider the vertices of the graph as relevant elements for the solution. On the other hand in KÖNIG's diagrams in 1936, small circles represented vertices, corresponding to junctions of a maze, and this representation was used also for all the other problems of bridges, polygons and dominoes. We will see in Section 7.4 how this common form of diagram became used in all the problems of graph theory, and how this detail bears witness to the historical process by means of which KÖNIG adopted these representations.

To sum up our conclusions so far, we saw in this section that KÖNIG, in his treatise of 1936, discussed different problems of mathematical recreations—bridges, polygons, dominoes and mazes—using the same general concepts attached to graph. We saw also the process of the integration of these different problems in the writings of other mathematicians before 1936. Some mathematicians used the same concepts for integrating different problems in various ways: lines for bridges and polygons; points and lines for polygons and dominoes. The concepts of pins and strings of VANDERMONDE, though did not concern directly to the integration, inspired POINSOT to work on polygons in a way different from the usual geometry in his period. These

concepts can be related to the concepts KÖNIG used later on. In earlier writings, different types of diagrams were used for different topics. Among these types of diagrams, a certain type became gradually influential. On the basis of this type of diagrams, the different problems became understood as concerning the same object.

On the basis of these facts, we are led to the hypothesis that the following two historical processes are related each other: one process which shaped the diagrams of graph, and the other process which shaped the concepts of graph.

This remark leads us to focus now in greater detail on the following question: how were different topics of mathematical recreations integrated into graph theory?

7.4 TARRY's roles

I examined texts written by KÖNIG and other mathematicians before 1936, and found that TARRY's talk in a conference in 1886 played two key roles in relation to my two questions —that is, how the representation of graphs in diagrams of graph theory took shape, and how different topics of mathematical recreations were integrated into graph theory.

I shall now establish that the first role played by TARRY's talk related to his way of using diagrams, and its second role relates to the integration of ways of treating different topics —bridges, mazes, polygons and dominoes.

Let us first say a few words on the person. Gaston TARRY (1843–1893) was a public servant working for French financial administration in Alger, and an amateur mathematician. He gave a talk in the 15th session of the *Association française pour l'avancement des sciences* in Nancy in 1886 [201]. Its title was: “Géométrie de situation: nombre de manières distinctes de parcourir en une seule course toutes les allées d'un labyrinthe rentrant, en ne passant qu'une seule fois par chacune des allées (Geometry of situation: number of distinct ways of walking in only one course along all the alleys of a recurring maze, in passing through each of the alley only once).” Here, by “labyrinthe rentrant (recurring maze)” he meant a maze for which the number of alleys leading to each junction is always an even number.

This problem is different from our problem of mazes. The subject of this problem is, in modern terms, the number of all the Eulerian circuits of the maze read as graph. That is, TARRY dealt with something related to the problem of bridges using the concepts attached to mazes, for example “walk”, “alleys”, “junctions” etc.

The proceedings of this session consist of 2 volumes: Volume 1 presents

the abstracts of talks prepared by the secretariat of the Association, and Volume 2 contains the articles written by the speakers and the diagrams corresponding to the articles put at the end of the volume.

The abstract of TARRY's talk was written by someone else⁸, and it reads as follows:

Editor: secrétariat de l'Association (1887) [201], p. 81 of Part 1, my translation from French.

Mr. TARRY, in Alger.

On a problem of the geometry of situation. — Mr. Tarry proves two theorems on the figures⁹ which one can draw with only one continuous stroke, without interruption nor repetition. These two theorems allow one to find the number of solutions¹⁰ in a very large number of cases; he applies his procedure to the problem of Reiss¹¹, on the game of dominoes, and find the results of Doctor Reiss again in two pages, while the much longer solution of Reiss occupies 60 pages in No. 4 of the *Annali di Matematica*.

Discussion. — The president of the section¹² insists on the extreme elegance and the great simplicity of this new method.

Although dominoes are mentioned in this abstract, there is no mention of dominoes in TARRY's text itself. The details of the problem of dominoes were maybe given only to the audience of his talk.

The question we need to tackle then is to understand by means of which concepts and diagrams that became possible.

⁸It is unclear who the authors of the abstracts were, but someone of the bureau of the section which contained TARRY's talk may have been the author: Président d'honneur: M. le Général FROLOW, major général du génie russe (Russian general major of engineer); Président: M. Ed. LUCAS, Prof. de math. spéciale au Lycée Saint-Louis (Professor of higher mathematics at the Saint-Louis High school); Vice-Président: M. Laisant, Député de la Seine, Anc. Él. de l'Éc. Polyt. (Deputy of the Seine, Alumnus of the Polytechnic School); Secrétaire: M. HEITZ, Él. de l'Éc. centr. des Arts et Manufact. (Student of the central school of the Arts and Manufacture).

⁹TARRY talked about figures of mazes according to his article in vol. 2 of the proceedings.

¹⁰The problem treated by TARRY was therefore different from the problem treated by POINSOT, who described the possibility of tracing all the edges and diagonals of a polygon once and only once with one stroke.

¹¹Michel REISS (1805–1869) is a mathematician from Frankfurt who worked mainly on the theory of determinants. He published an article about dominoes "Evaluation du nombre de combinaisons desquelles les 28 dés d'un jeu du domino sont susceptibles d'après la règle de ce jeu" (1871) of 58 pages [179].

¹²That is, Édouard LUCAS.

In the text of the proceedings, TARRY proved 2 theorems and a corollary. He first proved the “Théorème des impasses (Theorem of the dead-ends)”. An alley the both ends of which lead to an identical junction is called an “impasse (dead-end)”. In the terminology of graph theory of today, the “impasse (dead-end)” corresponds to a loop on a vertex. The theorem is as follows:

Theorem of the dead-ends: In a recurring maze, if a dead-end is deleted, then the number of distinct courses of the maze is reduced, and then the number of distinct courses of the reduced maze multiplied by the number of the alleys leading to the junction situated on the deleted dead-end is equal to the number of distinct courses of the primitive maze. Each of the other dead-ends on the junction are also counted as two alleys.

Let N be the number of distinct courses of the reduced maze. Let $2n$ be the number of its alleys leading to the junction that was situated on the deleted dead-ends. The theorem can be written with N and $2n$: the number of distinct course of the primitive maze is equal to $N \times 2n$. The proof is as follows: consider any of the N distinct courses of the reduced maze; in this course, you will pass n times through the junction situated on the deleted dead-end; to walk in the primitive maze, in any of these n passages, you can interrupt the walk when you arrive at the junction of the dead-end, walk entirely this dead-end, which can be done in two different directions, and, after coming back to the junction, complete your walk in the maze; as a result, each of the N distinct courses of the reduced maze will supply $2n$ distinct courses of primitive maze; the N distinct courses of the reduced maze will supply therefore $N \times 2n$ courses of the primitive maze; evidently, these $N \times 2n$ courses of the primitive maze are all distinct, and there is no other way to walk the primitive maze in only one course; the theorem is thus proved.

And then TARRY gave the following corollary:

Corollary: If $2(n+k)$ alleys lead to a junction, and $2k$ of them belong to k dead-ends, then the number of distinct courses of the given maze is equal to the product of $n(n+1)(n+2)\dots(n+k-1)2^k$ and the number of distinct courses of the reduced maze got after deletion of k dead-ends of the given maze.

In fact, if you add successively each of these k dead-ends to the reduced maze, then this procedure brings the numbers of distinct courses successively multiplied by $2n$, $2(n+1)$, $2(n+2)$, ... $2(n+k-1)$.

For calculating the number of distinct courses, using the theorem of the dead-ends, we can eliminate the dead-ends of the given maze, and simplify the calculation to the case of the maze with no dead-end.

TARRY proved then the following theorem:

Theorem (to reduce junctions): A recurring maze consisting of k junctions without dead-end is given; N is one of the junctions of the recurring maze; let $2n$ be the number of alleys leading to N ; the number of distinct courses of the given maze is equal to the sum of the numbers of distinct courses of $1 \times 3 \times 5 \times 7 \dots (2n - 1)$ recurring mazes consisting of not more than $k - 1$ junctions. These $1 \times 3 \times 5 \times 7 \dots (2n - 1)$ new mazes are obtained by the following procedure:

1. group the $2n$ alleys leading to the junction N into n pairs of alleys in all the possible ways;
2. and then, in each of the groups,
 - (a) replace each pair of alleys with a new alley joining the 2 junctions to which the endpoints of the pair of alleys leads, or,
 - (b) in the case that the 2 alleys of the pair lead to an identical junction, replace the pair of alleys with a dead-end at this junction.

TARRY proved this theorem as follows: group the $2n$ alleys leading to the junction N into pairs of alleys in all the possible ways; we will get $(2n - 1)(2n - 3) \dots \times 5 \times 3 \times 1$ different groups; to each of these groups, we relate all the courses of the given maze; in these courses, in each passage through the junction N , the alley leading to and the alley away from belong to a pair of the group considered; we can see easily that the number of courses to be found will be equal to the sum of the numbers of distinct courses corresponding to each group, in the way just shown above; consider the courses of one of these groups, and examine the n pairs of alleys that compose the group; in each of these n pairs of alleys, the 2 alleys, which are considered as ways out of the junction N , lead to two different junctions A, B or to one identical junction C ; in the former case, we can replace the 2 alleys NA, NB with a new alley AB that joins the junctions A and B without changing the number of courses, because this change means replacing the track ANB or BNA with the equivalent tracks AB or BA ; in the latter case, the two alleys joining the junctions N and C can be replaced with a dead-end passing through the junction C ; the theorem is thus proved.

After proving these theorems, TARRY gave a procedure to calculate the number of distinct courses of any recurring maze:

1. Apply the “theorem of dead-ends” and “the theorem to reduce junctions” to a given recurring maze. According to the theorems, the number of junction of the maze will be reduced, and we will get an equation between the number of distinct courses of the reduced maze and that of the maze before reduced.
2. Repeat the process 1 so that we get finally mazes containing only 2 junctions without dead-end.
3. Count the number of the mazes containing only 2 junctions without dead-end: 2 junctions of such a maze are connected with $2n$ alleys, therefore the number of distinct courses is equal to $2(2n - 1)(2n - 2) \dots 4 \times 3 \times 2 \times 1$ if each direction of the walk is count.
4. Substitute for the variable of the last equation the number of distinct courses of the last maze, that is, the maze containing only 2 junctions without dead-end. We will thus get the value of the variable of the preceding equation.
5. Repeat the substitutions, and we will get finally the number of distinct courses of the primitive maze.

To show the application of this procedure, TARRY selected such a recurring maze that the alleys form the edges and the diagonals of a heptagon. We recognize here that this application gives the number of possible solutions to the POINSOT’s problem of polygons.

TARRY used a new kind of diagram as shown in Figures 7.12 and 7.13.

In these diagrams, he made use of several signs such as circles, equilateral triangles joined to a circle.

TARRY gave the explanatory notes to read his diagrams. The sentences between “[” and “]” bellow are my comments.

Circle: Junction of the maze.

[We recognize here that the elements that were to become the vertices of the graph are explicitly noted.]

Straight line connecting two circles: Alley of the maze connecting two junctions.

[A straight line represents any kind of alley and is used from the viewpoint that it is described, as was the case for the polygons above.]

Equilateral triangle having one corner on a circle: Dead-end (alley, both ends of which lead to the same junction corresponding to the circle).

Letter beside each figure: The letter indicates each figure, and at the same time in the equation, represents the number of courses corresponding to this figure. [See the detail bellow.]

In the first diagrams of Figure 7.12, we can see the equation $X = 15H$. X represents the number of distinct courses of the heptagonal maze, which we want to obtain. H represents the number of distinct courses of the hexagonal maze, which is a reduced maze of the heptagonal maze. We can get the number "15" from the number of alleys leading to one of the junctions of the heptagonal maze "6": when we group the 6 alleys leading to the junction into pairs of alleys in all the possible ways, we get $5 \times 3 \times 1$ different groups, that is, 15. Applying the theorem to reduce junctions, we get the equation $X = 15H$. When we delete the junction of the heptagonal maze X , the 6 alleys are reduced to 3 alleys, which form double lines in the figure of the hexagonal maze H .

In the next figures, the hexagonal maze H is reduced to the pentagonal mazes P_1, P_2, P_3, P_4 . These 4 pentagonal mazes are drawn differently because multiple lines are differently connected depending on the ways of grouping of the 6 alleys leading to one of the junctions of the hexagonal maze into 3 pairs of alleys: for P_1 , we count the groups bringing 5 double alleys; for P_2 , we count the groups bringing 3 double alleys and 1 triple alley; for P_3 , we count the groups bringing 4 double alleys; for P_4 , we count the groups bringing 2 triple alleys. Moreover, each of P_3 and P_4 has a dead-end, we therefore apply to them the corollary with $k = 1, n = 2$. We thus multiply the count of groups by $(2 + 1 - 1)2^1 = 4$ to obtain the number of distinct courses. Then we get the equation $H = 8P_1 + 4P_2 + 4 \times 2P_3 + 4 \times P_4$.

We continue the similar procedure, and we get the following equations

successively:

$$X = 15H$$

$$H = 8P_1 + 4P_2 + 8P_3 + 4P_4$$

$$P_1 = 6Q_1 + 4Q_2 + 16Q_3 + 16Q_4$$

$$P_2 = 8Q_1 + 16Q_3 + 2Q_5 + 16Q_6$$

$$P_3 = 2Q_1 + Q_2$$

$$P_4 = 2Q_1 + Q_5$$

$$Q_1 = 6T_1 + 24T_2 + 48T_3$$

$$Q_2 = 8T_1 + 24T_2 + 64T_4$$

$$Q_3 = 2T_1 + 4T_2$$

$$Q_4 = 2T_2 + 4T_3$$

$$Q_5 = 48T_2 + 24T_5$$

$$Q_6 = 2T_2 + 2T_5$$

$$T_1 = 6D_1 + 144D_2$$

$$T_2 = 2D_1 + 16D_2$$

$$T_3 = 12D_2$$

$$T_4 = 2D_2 + 4D_3$$

$$T_5 = D_1$$

$$D_1 = 240$$

$$D_2 = 12$$

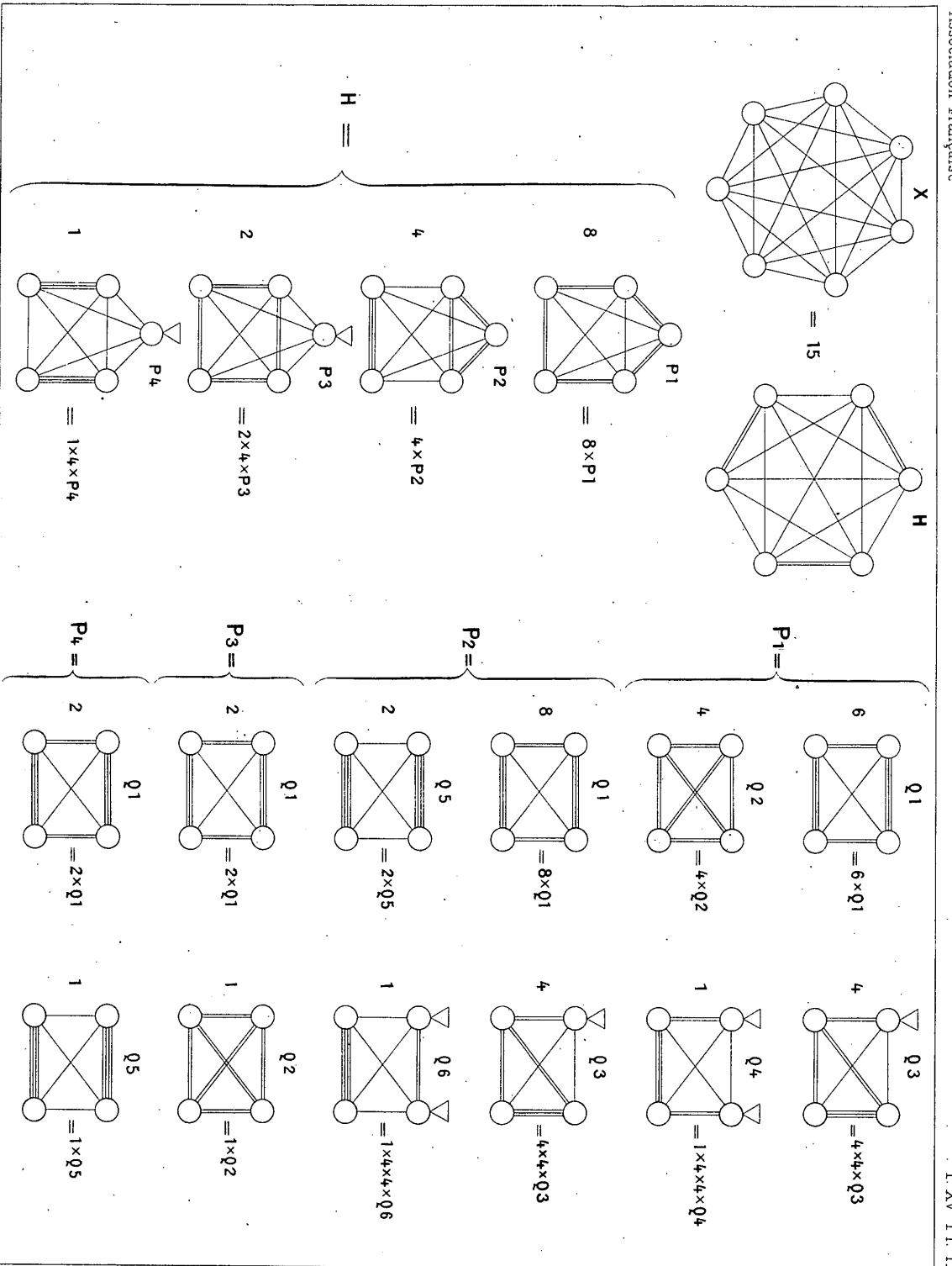
$$D_3 = 2$$

From these equations, we get finally the number of distinct courses of the heptagonal maze $X = 129976320$.

TARRY did not mention the problem of dominoes in his text of the proceedings, but we can see on the diagram sheets the caption “TARRY — PROBLÈME DES DOMINOS (Tarry — problem of dominoes)”. This caption supports the description of the abstract that TARRY applied his theorems to the problem of dominoes. Moreover, we recognize that the diagrams given for the calculation of the number of distinct courses of a heptagonal maze was, in his talk, used for the problem of dominoes. We recognize therefore that TARRY related the problem of polygons with the problem of dominoes.

In TARRY's diagrams, We can find a clear representation of junctions of a maze, which corresponds to vertices of a graph in modern terms, while such a representation was not found in LUCAS's diagram used to solve the problem of maze (Figure 7.11), nor in that of polygons (Figure 7.9). TARRY's representation suggests importance of junctions, which can correspond to vertices of a graph, which is still important in KÖNIG's treatise of 1936.

It is remarkable that TARRY related the problem of bridges to the concepts of mazes, though he, in this talk, did not treat the same problem of mazes as we discussed in 7.3.4. Moreover, he applied his result to the problem of dominoes using diagrams of polygons. However, he did not integrate explicitly all the four problems of bridges, polygons, dominoes and mazes, while KÖNIG did it in his treatise of 1936.

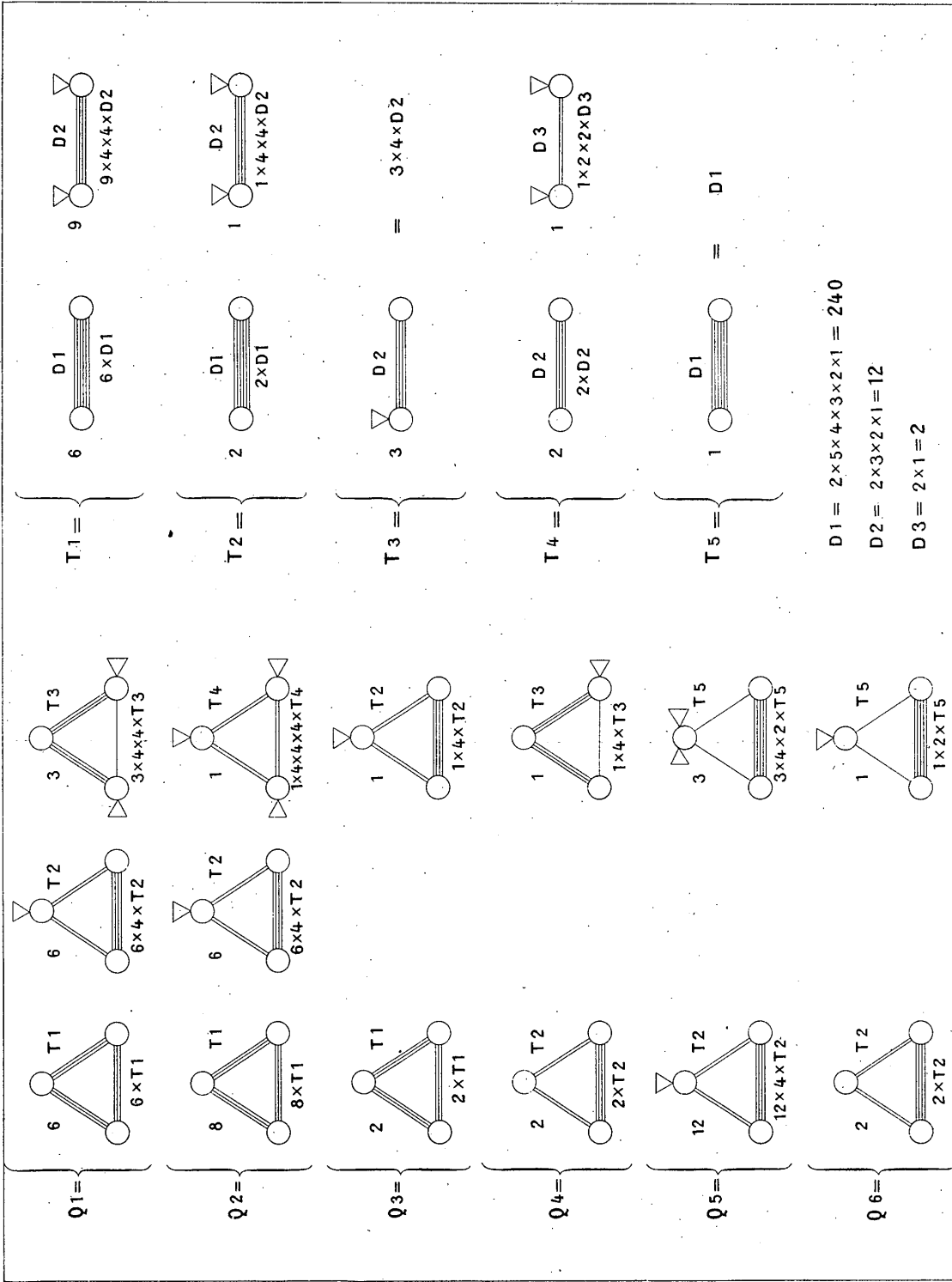


Grâce par E. Morlet, 45 r. Staufr, Paris.

Paris, Edh. Lemerre et Cie

TARRY — PROBLÈME DES DOMINOS

Figure 7.12: TARRY's diagrams [201].



TARRY — PROBLÈME DES DOMINOS

Figure 7.13: TARRY's diagrams (continued) [201].

Chapter 8

Conclusion

Through my examination on documents related to mathematical recreations and those related to graph theory, I considered that mathematical recreations made an important part of the basis on which graph theory was built.

In this chapter, I will give the reasons for this consideration.

8.1 KÖNIG's books on mathematical recreations and that of graph theory

In Chapter 6, we discussed the works of KÖNIG Dénes on mathematical recreations and his works on graph theory.

To consider the relation between his books on mathematical recreations in 1902/1905 and that on graph theory in 1936, we viewed his works before 1936, examined KÖNIG's books in 1902/1905 and 1936, and compared them with each other.

BEKE Manó, one of KÖNIG's teacher in his adolescence, was leading the activities of reforming mathematical educations in Hungary, applying the concepts of Felix KLEIN of Göttingen. KÖNIG published two books on mathematical recreations in 1902 and 1905, which we can regard as one of the activities of reforming mathematical educations led by BEKE.

Between these two publications on mathematical recreations, KÖNIG studied in Göttingen in 1904–1905, where he was interested in the problem of four-colour map lectured by Hermann MINKOWSKI.

In 1905, KÖNIG published an article on this problem, included this problem into the book of 1905. In 1911, he published two articles that were later cited in the book of 1936 for the problem of four-colour map.

Based on these facts, we can suppose that MINKOWSKI's lecture in Göttingen played an important role to bring KÖNIG to the works which were

later related to graph theory.

This hypothesis is supported by our examination on the book of 1902 and that of 1905: The book of 1902 has no relation to the book of 1936; on the other hand, the book of 1905 has remarkable relation to the book of 1936.

We examined also the difference between the books of 1905 and 1936. We focused on one problem treated in both books of 1905 and 1936, and compared the ways of treatment. Although a common problem was treated in both books of 1905 and 1936, the ways of treatment were different from each other.

Because the books on mathematical recreation of 1902 and 1905 were published as one of the activities of reforming mathematical educations of BEKE, KÖNIG wrote these books so as to draw the readers' interest in the topics and the related mathematics of higher level. It was not necessary to describe precisely mathematical theorems nor proofs.

The ways of treatment of a problem in the book of 1905 represented these aspects.

On the other hand, the book of 1936 was a treatise of mathematics for professional use. Therefore, in contrast with the book of 1905, the book of 1936 should consist of theorems and proofs.

8.2 Diagrams used in texts related to graph theory

In Chapter 7, we discussed how the representation of graphs by means of the diagrams of graph theory took shape, and In Chapter 6, we discussed the works of KÖNIG Dénes on mathematical recreations and his works on graph theory.

We examined up some problems KÖNIG treated in his treatise of 1936, and analyzed the diagrams attached to them in the texts before 1936. Earlier, these diagrams did not always have the form of the present day, and the forms were not unique. The features of diagrams in early days were different from each other, depending on the problem in which the diagram was used, while the features of diagrams in the present day are unique in different topics.

This raises two questions: how did these diagrams take shape? Which part did diagrams play in shaping the problems as same and integrating them into a single theoretical body?

In these two respects, we can conclude on the basis of the previous discussion that TARRY's talk in 1886 [201] played two important and related roles: one role in the way of using the diagrams, and the other role in the inte-

gration of the treatments of different topics —bridges, mazes, polygons and dominoes— as bearing on the same kind of diagrammatic object. This thus suggests that the two processes are intimately connected with each other. Let us consider the two roles in turn.

With respect to diagrams, TARRY's key role was that he used a unique type of diagrams in different topics, and that *for solving* the problem of dominoes in his talk, thereby connecting this problem to other problems for which similar diagrams had been introduced and which had been reformulated as problems related to this kind of diagrams.

In fact, we identified another graphical representation and another conception of the object under study used at beginning of 19th century to connect a smaller set of distinct problems now understood as both bearing on graph: a form of diagrams with lines and small circles which already appeared in an article of VANDERMONDE in 1771 [206]. However note that its status was different at that time: VANDERMONDE used the diagram not for stating and then solving a problem, but *for representing his solution* to a problem. The remarkable contribution of VANDERMONDE (1771) to graph theory is that he used the concepts of “épingle (pin)” and “fil (string)” for a problem of knight's move on a chessboard, thereby introducing in particular the line independently from its shape and distinguishing only some points to represent a situation. Moreover, he gave a diagram representing his result using these concepts. In KÖNIG's treatise of 1936, the problem of knight's move on a chessboard was considered, in the context of graph theory, to be a problem of Hamiltonian circuit. But KÖNIG's treatise of 1936 is not the first text in which the same concepts were used as a basis to define problems as referring to questions related to circuits, the circuits being represented by means of the same elements. POINSOT, in his lecture of 1809 [175], applied the concepts of VANDERMONDE to the problem of polygons. In other terms, POINSOT recognized that the same concepts can be used to formulate two apparently different problems, one on a Hamiltonian circuit and another one, which in KÖNIG's treatise in 1936 was mentioned as a problem of Eulerian circuits. It is also remarkable that POINSOT used these concepts *for solving* the problem, and not only representing the solution, though no diagram representing the concepts can be found. It was KÖNIG who, for the first time, explicitly related these two problems in the same chapter, and considered them using the same basis of graph theory.

The second role of TARRY can be perceived through the following facts:

TARRY related the problem of bridges to the concepts of mazes. Moreover, he applied his result to the problem of dominoes using diagrams of polygons. Before TARRY's talk of 1886, no one related these four kinds of topics.

However, TARRY did not integrate explicitly all the four problems of

bridges, polygons, dominoes and mazes, while KÖNIG did it in his treatise of 1936.

It is possible that TARRY's ideas of 1886 influenced somehow —directly or not— the formation of the representation of graphs in KÖNIG's treatise in 1936, as well as the concepts with which graphs were approached.

8.3 Future works

In examining KÖNIG's works, I understood little by little that systems and methods of mathematical education was changing in Hungary in the years around 1900. I suppose that KÖNIG received benefit of new education of mathematics. In fact, KÖNIG won the first prize of mathematical student competition in 1899. Such a competition might be a part of the movement of reforming mathematical education. His first books on mathematical recreations seem to be written in order to be used for education in high-schools. Among the references in these books, many articles from *Középiskolai Matematikai Lapok (High-school mathematical reviews)* were found. He also became a teacher of mathematics, and wrote textbooks for his students. Based on this background, it will be interesting to consider the relation between mathematical education and mathematical recreations in examining KÖNIG's textbooks, articles in *Középiskolai Matematikai Lapok*, publications on mathematical recreations in Hungary, etc.

Examining those documents may give informations about mathematics and educations in Hungary. However, the movement of changing education was not happened in Hungary. In fact, such a movement in Hungary was brought from Göttingen. It will also be interesting to consider the difference of movements related to mathematical education between countries, including acceptance of mathematical recreations into mathematical education.

Bibliography

Primary sources

- [1] Wilhelm AHRENS. *Mathematische Unterhaltungen und Spiele*. B. G. Teubner, Leipzig, 1901.
- [2] Wilhelm AHRENS. Mathematische Spiele. In Wilhelm Franz Meyer, editor, *Encyklopädie der mathematischen Wissenschaften mit Einschluss ihrer Anwendungen*, Vol. Erster Band in zwei Teilen, pp. 1080–1093. B. G. Teubner, Leipzig, Juni 1902.
- [3] Wilhelm AHRENS. *Mathematische Unterhaltungen und Spiele*, Vol. 2. B. G. Teubner, Leipzig, 1918. Zweite, vermehrte und verbesserte Auflage.
- [4] Wilhelm AHRENS. *Mathematische Unterhaltungen und Spiele*, Vol. 1. B. G. Teubner, Leipzig, 1921. Dritte, verbesserte, anastatisch, gedruckte Auflage.
- [5] Récréations mathématiques : Composées, de plusieurs problemes, plaisans & facetieux, d'arithmetique, geometrie, astrologie, optique, perspective, mechanique, chymie, & d'autres rares & curieux secrets... premiere et seconde partie. la troisieme partie, contient un recueil de plusieurs gentilles & recreatives inventions de feux d'artifice : la maniere de faire toutes sortes de fuzées, simples & composées : le tout représenté par figures., 1629. Published anonymously.
- [6] Kenneth APPEL and Wolfgang HAKEN. Solution of the four-color-map problem. *Scientific American*, Vol. 237, pp. 108–121, 1977.
- [7] Claude-Gaspar BACHET. *Problèmes plaisans et délectables qui se font par les nombres*. Pierre Rigaud & associez, Lyon, 1612.

- [8] Claude-Gaspar BACHET. *Problèmes plaisans et délectables qui se font par les nombres*. Pierre Rigaud & associez, Lyon, 1624. Seconde édition revue, corrigée et augmentée de plusieurs propositions, et de plusieurs problèmes par le même auteur.
- [9] Claude-Gaspar BACHET. *Problèmes plaisants et délectables qui se font par les nombres*. Gauthier-Villars, Paris, 1874. Troisième édition, revue, simplifiée et augmentée par A. Labosne.
- [10] Claude-Gaspar BACHET. *Problèmes plaisants et délectables qui se font par les nombres*. Gauthier-Villars, Paris, 1879. Quatrième édition, revue, simplifiée et augmentée par A. Labosne.
- [11] Claude-Gaspar BACHET. *Problèmes plaisants et délectables qui se font par les nombres*. Albert Blanchard, Paris, 1959. Cinquième édition revue, simplifiée et augmentée par A. Labosne, Professeur de Mathématiques; nouveau tirage augmenté d'un avant-propos par J. Itard, agrégé de l'Université, et d'un portrait de l'auteur.
- [12] Walter William Rouse BALL. *Mathematical Recreations and problems of past and present times*. Macmillan, London, 1892. First Edition in February; Second edition in May with no material changes.
- [13] Walter William Rouse BALL. *Mathematical Recreations and problems of past and present times*. Macmillan, London, 1896. Third edition.
- [14] Walter William Rouse BALL. *Récréations et problèmes mathématiques des temps anciens et modernes*. A. Hermann, Paris, 1898. Troisième édition revue et augmentée par l'auteur, traduite par J. Fitz-Patrick.
- [15] Walter William Rouse BALL. *Mathematical Recreations and essays*. Macmillan, London, 1905. Fourth Edition.
- [16] Walter William Rouse BALL. *Récréations et problèmes mathématiques des temps anciens et modernes*, Vol. 1. A. Hermann, Paris, 1907. Deuxième édition française traduite d'après la Quatrième édition anglaise et enrichie de nombreuses additions par J. Fitz-Patrick; Première partie, Arithmétique, Algèbre et théorie des nombres.
- [17] Walter William Rouse BALL. *Récréations et problèmes mathématiques des temps anciens et modernes*, Vol. 2. A. Hermann, Paris, 1908. Deuxième édition française traduite d'après la Quatrième édition anglaise et enrichie de nombreuses additions par J. Fitz-Patrick; Deuxième partie, Questions de géométrie, Questions de mécanique, Questions diverses,

Carrés magiques, Problèmes des tracés continus, Trois problèmes de géométrie, Équation du 3e degré.

- [18] Walter William Rouse BALL. *Récréations et problèmes mathématiques des temps anciens et modernes*, Vol. 3. A. Hermann, Paris, 1909. Deuxième édition française traduite d'après la Quatrième édition anglaise et enrichie de nombreuses additions par J. Fitz-Patrick; Troisième partie avec additions de MM. Margossian, Reinhart, Fitz Patrick et Aubry.
- [19] Walter William Rouse BALL. *Mathematical Recreations and essays*. Macmillan, London, 1911. Fifth edition.
- [20] Walter William Rouse BALL. *Mathematical Recreations and essays*. Macmillan, London, 1920. Ninth Edition.
- [21] Walter William Rouse BALL. *Mathematical Recreations and essays*. Macmillan, London, 1922. Tenth Edition.
- [22] Louis BECQ DE FOUQUIÈRES. *Les jeux des anciens*. C. Reinwald, Paris, 1869.
- [23] Janet BORD. *Mazes and Labyrinths of the World*. Latimer New Dimensions, London, 1976.
- [24] P.Ĝ. BROWN. The magic squares of manuel moschopoulos. In *Loci: Convergence*, p. <http://mathdl.maa.org/mathDL/46/?pa=content&sa=viewDocument&nodeId=528>. 2005.
- [25] Paul BUSSCHOP. Problèmes de géométrie. *Nouvelle Correspondance Mathématique*, Vol. 2, pp. 83–84, 1876.
- [26] Lazare Nicolas Marguerite CARNOT. *Mémoire sur la relation qui existe entre les distances respectives de cinq points quelconques pris dans l'espace; suivi d'un Essai sur la théorie des transversales*. Courcier, Paris, 1806.
- [27] Eugène CATALAN. *Théorèmes et problèmes de géométrie élémentaire*. V. Dalmont, Paris, 1858. 3e éd, rev. et augm.
- [28] Eugène CATALAN. *Théorèmes et problèmes de géométrie élémentaire*. Dunod, successeur de Victor Dalmont, Paris, 1865. 4e éd, considérablement augmentée.

- [29] Eugène CATALAN. *Théorèmes et problèmes de géométrie élémentaire*. Dunod, successeur de Victor Dalmont, Paris, 1872. 5e éd, revue.
- [30] Eugène CATALAN. *Théorèmes et problèmes de géométrie élémentaire*. Dunod, successeur de Victor Dalmont, Paris, 1879. 6e éd, revue et augmentée.
- [31] Teodoro CICCOLINI. *Del cavallo degli scacci*. Bachelier, Paris, 1836.
- [32] Thomas CLAUSEN. De linearum tertii ordinis proprietatibus. *Astronomische Nachrichten*, Vol. 21, pp. 209–216, 1844.
- [33] COATPONT. Sur la géométrie de la règle. *Nouvelle Correspondance Mathématique*, Vol. 3, pp. 204–208, 1877. (Extrait d’une lettre de M. de Coatpont, colonel du Génie, à Rennes.
- [34] COATPONT. Sur un problème de M. Busschop. *Nouvelle Correspondance Mathématique*, Vol. 3, pp. 116–117, 1877.
- [35] COATPONT. Extrait d’une lettre du général de Coatpont. *Nouvelle Correspondance Mathématique*, Vol. 5, p. 438, 1879.
- [36] COATPONT. Questions proposées, 509. *Nouvelle Correspondance Mathématique*, Vol. 5, p. 384, 1879.
- [37] COATPONT. Extrait d’une lettre du Général de Coatpont. *Nouvelle Correspondance Mathématique*, Vol. 6, pp. 34–35, 1880.
- [38] Émile COUPY. Solution de la question 85. *Nouvelles Annales de Mathématiques*, Vol. 3, pp. 404–410, 1844. La question 85: On a un jeu complet de 52 cartes; on les jette successivement sur une table, en les retournant et prononçant à mesure, 1, 2, 3, ...13, et recommençant. Quelle est la probabilité de rencontrer juste?
- [39] Émile COUPY. Solution d’un problème d’algèbre sur les mélanges. *Nouvelles Annales de Mathématiques*, Vol. 6, pp. 14–20, 1847.
- [40] J. (sic) COUPY. Note sur le théorème énoncé. *Nouvelles Annales de Mathématiques*, Vol. 8, pp. 67–68, 1849. Note sur les rapports entre le cylindre équilatéral et le cône équilatéral inscrits ou circonscrits à une même sphère et cette sphère.
- [41] Émile COUPY. Solution d’un problème appartenant à la géométrie de situation, par Euler. *Nouvelles Annales de Mathématiques*, Vol. 10, pp. 106–119, 1851.

- [42] Émile COUPY. *Une excursion à Londres*. Eug. Jourdain., La Flèche, 1851.
- [43] E. COUPY. Solution de la question 128. *Nouvelles Annales de Mathématiques*, Vol. 12, pp. 126–131, 1853. La question 128: Donner la formule générale des quantièmes d'années où février a cinq dimanches.
- [44] Émile COUPY. Mathurin Jousse. *Nouvelles Annales de Mathématiques, augmenté d'un bulletin de bibliographie, d'histoire et de biographie mathématiques*, Vol. 14, pp. 52–55 de la partie du bulletin, 1855.
- [45] COUPY. Note sur les fractions décimales périodiques. *Nouvelles Annales de Mathématiques, augmenté d'un bulletin de bibliographie, d'histoire et de biographie mathématiques*, Vol. 14, p. 233 de la partie de l'annales, 1855.
- [46] E. COUPY. Question 297. *Nouvelles Annales de Mathématiques, augmenté d'un bulletin de bibliographie, d'histoire et de biographie mathématiques*, Vol. 14, p. 117 de la partie de l'annales, 1855.
- [47] Y.. *Marie Dorval, 1789–1849 : documents inédits, biographie critique et bibliographie*. Librairie internationale, Paris, 1868. Y.. is a pseudonym of Coupy.
- [48] Henry Ernst DUDENEY. *Amusements in mathematics*. Thomas Nelson and sons, Ltd., London, Edinburgh, New York, 1917.
- [49] Jenő EGERVÁRY. Matrixok kombinatorius tulajdonságairól. *Matematikai és Fizikai Lapok*, Vol. 38, pp. 16–28, 1931.
- [50] NO AUTHOR NAME ON THE FRONTISPIECE. *Recreation mathematicque, composee de plusieurs problemes plaisants et facetieux, En faict d'Arithmetique, Geometrie, Mechanicque, Opticque, et autres parties de ces belles sciences*. Jean Appier Hanzelet, Pont à Mousson, 1624. The dedication is signed H. van Etten according to Heffer [226].
- [51] Leonhard EULER. Solutio problematis ad geometriam situs pertinentis. *Commentarii Academiae Scientiarum Imperialis Petropolitanae*, Vol. 8, pp. 128–140, 1736. Based on a talk presented to the Academy on 26 August 1735. Printed in 1741. English translation in the book [215].
- [52] Leonhard EULER. Demonstratio nonnullarum insignium proprietatum, quibus solida hedris planis inclusa sunt praedita. *Novi Commentarii academiae scientiarum Petropolitanae*, Vol. 4, pp. 140–160, 1752. Printed in 1758.

- [53] Leonhard EULER. *Elementa doctrinae solidorum. Novi Commentarii academiae scientiarum Petropolitanae*, Vol. 4, pp. 109–140, 1752. Printed in 1758.
- [54] Leonhard EULER. Solution d’une question curieuse qui ne paroît soumise à aucune analyse. *Mémoires de l’Académie Royale des Sciences et Belles Lettres, Année 1759*, Vol. 15, pp. 310–337, 1766.
- [55] Leonhard EULER. Recherches sur une nouvelle espèce de quarrés magiques. *Verhandelingen uitgegeven door het zeeuwsch Genootschap der Wetenschappen te Vlissingen*, Vol. 9, pp. 85–239, 1782. Also available in *Commentationes arithmeticae* **2**, 1849, pp. 302–361; *Opera Omnia*: Series 1, Volume 7, pp. 291–392.
- [56] Leonhard EULER. De quadratis magicis. *Commentationes arithmeticae*, Vol. 2, pp. 593–602, 1849. Also available in *Opera Omnia*: Series 1, Volume 7, pp. 441–457; Reprinted in *Opera postuma* **1**, 1862, pp. 140–151 [E795a].
- [57] Machgielis (Max) EUWE. Mengentheoretische Betrachtungen über das Schachspiel. In *Koninklijke Akademie van Wetenschappen te Amsterdam, Proceedings*, Vol. 32, pp. 633–642, 1929.
- [58] H. FAURE. Rectification de la question 242. *Nouvelles Annales de Mathématiques*, Vol. 12, pp. 336–337, 1853. La question 242: Soit $T_{n+2} = 2T_{n+1} + T_n$, équation d’une série récurrente. Les deux premiers termes étaient 1 et 3, aucun terme n’est un carré, à l’exception de 1.
- [59] J. FITZ-PATRICK. *Exercices d’arithmétique, énoncés et solutions*. A. Hermann, Paris, 1893.
- [60] Émile FOURREY. *Curiosités géométriques*. Vuibert et Nony, Paris, 1907.
- [61] Bernard FRENICLE DE BESSY. *Des Quarrez magiques. Par M. de Frenicle.*, pp. 423–483. Imprimerie royale, Paris, 1693.
- [62] Bernard FRENICLE DE BESSY. *Table générale des Quarrez magiques de quatre de côté. Par de Frenicle.*, pp. 484–507. Imprimerie royale, Paris, 1693.
- [63] Bernard FRENICLE DE BESSY. *Des Quarrez magiques. Table générale des Quarrez magiques de quatre de côté.*, Vol. 5, pp. 209–354. Compagnie des libraires, Paris, 1729.

- [64] Jr. FRINK Orrin. A proof of Petersen's theorem. *Annals of Mathematics, Second Series*, Vol. 27, pp. 491–493, 1926.
- [65] Émile FOURREY. *Récréations arithmétiques*. Nony, Paris, 1899. 1er ed. 1899; 2e ed. 1901; 3e ed. 1904; 4e ed. 1907; 8e ed. 1947; nouvelle ed. augmentée d'une étude de Jean-Louis Nicolas 1994/2001.
- [66] Carl Friedrich GAUSS. Nachlass. I. Zur geometria Situs. In *Werke*, Vol. 8, pp. 271–281. B. G. Teubner, Leipzig, 1900.
- [67] Carl Friedrich GAUSS. Nachlass. II. Zur Geometrie der Lage, für zwei Raumdimensionen. In *Werke*, Vol. 8, pp. 282–286. B. G. Teubner, Leipzig, 1900.
- [68] Siegmund GÜNTHER. *Vermischte Untersuchungen zur Geschichte der mathematischen Wissenschaften*. Teubner, Leipzig, 1876.
- [69] Percy John HEAWOOD. Map-colour theorem. *Quarterly Journal of Pure and Applied Mathematics*, Vol. 24, pp. 332–338, 1890. Reprinted in the book [215].
- [70] Carl Fridolin Bernhard HIERHOLZER. Über die Möglichkeit, einen Linienzug ohne Wiederholung und ohne Unterbrechung zu Umfahen. *Mathematische Annalen*, Vol. 6, pp. 30–32, 1873. English translation in the book [215].
- [71] William George HORNER. On the algebra of magic squares. *Quarterly Journal of pure and applied Mathematics*, Vol. 11, pp. 57–65, 1871.
- [72] Mathurin JOUSSE. *La fidelle ouverture de l'art de serrurier, où l'on void les principaulx préceptes, desseings et figures touchant les expériences et opérations manuelles dudict art, ensemble un petit traicté de diverses trempes, le tout faict et composé*. Georges Griveau, La Flèche, 1627.
- [73] Mathurin JOUSSE. *Le Secret d'architecture, découvrant fidèlement les traits géométriques, coupes et dérobemens nécessaires dans les bastimens*. Georges Griveau, La Flèche, 1642.
- [74] Mathurin JOUSSE. *L'art de charpenterie de Mathurin Jousse, corrigé et augmenté de ce qu'il y a de plus curieux dans cet art, et des machines les plus nécessaires à un charpentier M^R*. D. L. H. Thomas Moette, Paris, 1702.

- [75] László KALMÁR. Zur Theorie der abstrakten Spiele. *Acta litterarum ac scientiarum Regiae Universitatis Hungaricae Francisco-Josephinae. Sectio scientiarum mathematicarum*, Vol. 4, pp. 65–85, 1928.
- [76] Hermann KERN. *Labyrinthe. Erscheinungsformen und Deutungen. 5000 Jahre Gegenwart eines Urbilds*. Prestel-Verlag, München, 1982.
- [77] Gustav Robert KIRCHHOFF. Über die Auflösung der Gleichungen, auf welche man bei der Untersuchung der linearen Verteilung galvanischer Ströme geführt wird. *Annalen der Physik und Chemie*, Vol. 72, pp. 497–508, 1847. Reprinted in *Gesammelte Abhandlungen*, Leipzig, 1882, pp. 22–33.
- [78] Felix KLEIN. *Ueber Riemann's Theorie der Algebraischen Functionen und ihrer Integrale. Eine Ergänzung der Gewöhnlichen Darstellungen*. Teubner, Leipzig, 1882.
- [79] Felix KLEIN and Ernst HELLINGER. *Arithmetik, Algebra, Analysis : Vorlesung gehalten im Wintersemester 1907–08*. Elementarmathematik vom höheren Standpunkte aus, Bd. 1. Teubner, Leipzig, 1908. 2nd ed. in 1911. Editions after the 3rd (1924) were published from Springer in Berlin.
- [80] Felix KLEIN and Ernst HELLINGER. *Geometrie : Vorlesung gehalten im Sommersemester 1908*. Elementarmathematik vom höheren Standpunkte aus, Bd. 2. Teubner, Leipzig, 1908. 2nd ed. in 1914. Editions after the 3rd (1924) were published from Springer in Berlin.
- [81] Felix KLEIN and Conrad Heinrich MÜLLER. Anwendung der Differential- und Integralrechnung auf Geometrie, eine Revision der Principien : Vorlesung, gehalten während des Sommer-Semesters 1901. Teubner, Leipzig, 1902. 2nd ed. in 1907. Editions after the 3rd (1928) were published from Springer in Berlin with renewed title *Präzisions- und Approximationsmathematik (Elementarmathematik vom höheren Standpunkte aus, Bd. 3)* with additions by Fritz Seyfarth.
- [82] Felix KLEIN. Vergleichende Betrachtungen über neuere geometrische Forschungen. *Mathematische Annalen*, Vol. 43, pp. 63–100, 1873.
- [83] Kees KLEIN GOLDEWIJK and Gerard van DRECHT. Hyde 3.0: Current and historical population and land cover. In Alex F. Bouwman, Tom Kram, and Kees Klein Goldewijk, editors, *Integrated modelling*

of global environmental change. *An overview of IMAGE 2.4*, pp. 93–111. Netherlands Environmental Assessment Agency, Bilthoven, The Netherlands, 2006.

- [84] Dénes KÖNIG. Correspondence with Kalmár 1935–1936.
- [85] Dénes KÖNIG. Két maximum-minimum probléma elemi tárgyalása. *Mathematikai és Fizikai Lapok*, Vol. 8, pp. 271–274, 1899.
- [86] Dénes KÖNIG. *Mathematikai mulatságok*, Vol. 1. Terjedelmi adatok, 1902. Reprinted in 1991.
- [87] Dénes KÖNIG. *Mathematikai mulatságok*, Vol. 2. Terjedelmi adatok, 1905. Reprinted in 1992.
- [88] Dénes KÖNIG. A térképszínezésről. *Matematikai és fizikai lapok*, Vol. 14, pp. 193–200, 1905.
- [89] Dénes KÖNIG. A többmértű tér forgásainak és véges forgáscsoportjainak analytikus tárgyalása. *Mathematikai és Fizikai Lapok*, Vol. 16, pp. 313–335, 373–390, 1907.
- [90] Dénes KÖNIG. Zur Theorie der Mächtigkeiten. *Rendiconti del Circolo Matematico di Palermo*, Vol. 26, pp. 339–342, 1908.
- [91] Alfréd HAAR and Dénes KÖNIG. Egyszerűen rendezett halmazokról. *Mathematikai és természettudományi értesítő*, Vol. 27, pp. 138–151, 1909. German translation in 1911 [93].
- [92] Dénes KÖNIG. Logikai ellentmondások. In *Dolgozatok a modern filozófia köréből : emlékkönyv Alexander Bernát hatvanadik születése napjára*. Franklin-Társulat, Budapest, 1910.
- [93] Alfréd HAAR and Dénes KÖNIG. Über einfach geordnete Mengen. *Journal für die reine und angewandte Mathematik*, Vol. 139, pp. 16–28, 1911. Translation of the article [91].
- [94] Dénes KÖNIG. Vonalrendszerek kétoldalú felületeken. *Mathematikai és természettudományi értesítő*, Vol. 29, pp. 112–117, 1911.
- [95] Dénes KÖNIG. A vonalrendszerek nemszámáról. *Mathematikai és természettudományi értesítő*, Vol. 29, pp. 345–350, 1911.
- [96] Dénes KÖNIG. Über Ein- und Zweiseitigkeit mehrdimensionaler Mannigfaltigkeiten. *Archiv der Mathematik und Physik*, Vol. 19, pp. 214–224, 1912. Translation of the article [99].

- [97] Dénes KÖNIG and Adolf SZŰCS. Magára hagyott pont mozgása egy kocka belsejében. *Mathematikai és természettudományi értesítő*, Vol. 31, pp. 545–558, 1913. French translation in 1913 [98].
- [98] Dénes KÖNIG and Adolf SZŰCS. Mouvement d'un point abandonné à l'intérieur d'un cube. *Rendiconti del Circolo Matematico di Palermo*, Vol. 36, pp. 79–90, 1913. Translation of the article [97].
- [99] Dénes KÖNIG. Többmértű alakzatok egy és kétoldalúságáról. *Mathematikai és Fizikai Lapok*, Vol. 22, pp. 40–52, 1913. German translation in 1912 [96].
- [100] Dénes KÖNIG. Zur Analysis Situs der Doppelmannigfaltigkeiten und der projektiven Raume. In A.E.H. Love, editor, *Proceedings of the fifth international congress of mathematicians (Cambridge, 22-28 August 1912)*, Vol. 2, pp. 129–133. University Press, Cambridge, 1913.
- [101] Dénes KÖNIG. Kőnig Gyula utolsó művéről. *Mathematikai és Fizikai Lapok*, Vol. 23, pp. 291–302, 1914.
- [102] Dénes KÖNIG. Vonalrendszerek és determinánsok. *Mathematikai és természettudományi értesítő*, Vol. 33, pp. 221–229, 1915.
- [103] Dénes KÖNIG. Graphok és alkalmazásuk a determinánsok és halmazok elméletére. *Mathematikai és természettudományi értesítő*, Vol. 34, pp. 104–119, 1916. German translation in 1916 [104], English translation in 1976 [215].
- [104] Dénes KÖNIG. Über Graphen und ihre Anwendungen auf Determinantentheorie und Mengenlehre. *Mathematische Annalen*, Vol. 77, pp. 453–465, 1916. Translation of the article [103]. English translation in the book [215].
- [105] Dénes KÖNIG. *Az analysis situs elemei*. A Magyar Tudományos Akadémia, Budapest, 1918.
- [106] Dénes KÖNIG. *Mathematika: Műegyetemi előadás építész- és vegyészhallgatók számára*. Műszaki Könyvkiadó és sokszorosító intézet kiadása, Budapest, 1920. The 2nd ed. in 1922.
- [107] Dénes KÖNIG. Egy tétel a konvex testekről. *Mathematikai és természettudományi értesítő*, Vol. 38, pp. 417–420, 1921. German translation in 1922 [109].

- [108] Dénes KÖNIG. Bizonyos kétindexű számtáblázatokról. *Mathematikai és Fizikai Lapok*, Vol. 29, pp. 4–15, 1922.
- [109] Dénes KÖNIG. Über konvexe Körper. *Mathematische Zeitschrift*, Vol. 14, pp. 208–210, 1922. Translation of the article [107].
- [110] Dénes KÖNIG. Sur un problème de la théorie générale des ensembles et la théorie des graphes. *Revue de métaphysique et de morale*, Vol. 30, pp. 443–449, 1923. The lecture given in 1914 in the *Congrès de philosophie mathématique* in Paris.
- [111] Dénes KÖNIG. Sur les rapports topologiques d'un problème d'analyse combinatoire. *Acta litterarum ac scientiarum Regiae Universitatis Hungaricae Francisco-Josephinae. Sectio scientiarum mathematicarum*, Vol. 2, pp. 32–38, 1924.
- [112] Dénes KÖNIG and István VALKÓ. Halmazok többértelmű leképezéseiről. *Mathematikai és természettudományi értesítő*, Vol. 42, pp. 173–177, 1925. German translation in 1926 [115].
- [113] Dénes KÖNIG. A graphokról. *Középiskolai matematikai és fizikai lapok*, Vol. 2, pp. 253–257, 1926.
- [114] Dénes KÖNIG. Sur les correspondances multivoques des ensembles. *Fundamenta Mathematicae*, Vol. 8, pp. 114–134, 1926.
- [115] Dénes KÖNIG and István VALKÓ. Über mehrdeutige Abbildungen von Mengen. *Mathematische Annalen*, Vol. 95, pp. 135–138, 1926. Translation of the article [112].
- [116] Dénes KÖNIG. Über eine Schlussweise aus dem Endlichen ins Unendliche. *Acta litterarum ac scientiarum Regiae Universitatis Hungaricae Francisco-Josephinae. Sectio scientiarum mathematicarum*, Vol. 3, pp. 121–130, 1927.
- [117] Dénes KÖNIG. Graphok és matrixok. *Matematikai és Fizikai Lapok*, Vol. 38, pp. 116–119, 1931.
- [118] Dénes KÖNIG. Egy végességi tétel és alkalmazásai. *Matematikai és Fizikai Lapok*, Vol. 39, pp. 27–29, 1932.
- [119] Dénes KÖNIG. Kürschák József. *Középiskolai Matematikai és Fizikai Lapok*, Vol. 9, pp. 205–209, 1933.

- [120] Dénes KÖNIG. Über trennende Knotenpunkte in Graphen. *Acta litterarum ac scientiarum Regiae Universitatis Hungaricae Franciscoseptuagintaepiscopalis Josephinae. Sectio scientiarum mathematicarum*, Vol. 6, pp. 155–179, 1933.
- [121] Dénes KÖNIG. *Theorie der endlichen und unendlichen Graphen*. Akademische Verlagsgesellschaft M. R. H., Leipzig, 1936. Republished in 1950 by Chelsea Publishing Company in New York. Republished in 1986 with “Leonhard Eulers Abhandlung über das Königsberger Brückenproblem (1736)”, with preface by Paul Erdős, and with contribution from Tibor Gallai: “Denes König - Ein biographischer Abriss”, edited with an appendix by Horst Sachs, TEUBNER-ARCHIV zur Mathematik, Band 6, S. 3.
- [122] Dénes KÖNIG. Az Eötvös Loránd Matematikai és Fizikai Társulat első ötven éve (1891–1941). titkári beszámoló. *Matematikai és Fizikai Lapok*, Vol. 48, pp. 7–32, 1941.
- [123] Dénes KÖNIG. *Theory of finite and infinite graphs*. Birkhäuser, Boston, 1990. Translated by Richard McCoart; with commentary by W. T. Tutte; with a biographical sketch by T. Gallai.
- [124] Jules KÖNIG. Sur la théorie des ensembles. note de M. Jules König, présentée par M. H. Poincaré. *Comptes rendus hebdomadaires des séances de l'Académie des sciences*, Vol. 143, pp. 110–112, 1906.
- [125] Julius KÖNIG. Ueber eine reale Abbildung der s. g. Nicht-Euklidischen Geometrie. *Nachrichten von der Königl. Gesellschaft der Wissenschaften und der Georg-Augusts-Universität zu Göttingen*, No. 9, pp. 157–164, 1872.
- [126] Julius KÖNIG. *Einleitung in die allgemeine Theorie der algebraischen Größen*. B. G. Teubner, Leipzig, 1903.
- [127] Julius KÖNIG. Über die Grundlagen der Mengenlehre und das Kontinuumproblem. *Mathematische Annalen*, Vol. 61, pp. 156–160, 1905.
- [128] Julius KÖNIG. Zum Kontinuum-Problem. In *Verhandlungen des dritten internationalen Mathematiker-Kongresses in Heidelberg vom 8. bis 13. August 1904*, pp. 144–147, Leipzig, 1905. B. G. Teubner. Reprinted in *Mathematische Annalen* **60**, pp. 177–180, 1905.

- [129] Julius KÖNIG. Über die Grundlagen der Mengenlehre und das Kontinuumproblem (Zweite Mitteilung). *Mathematische Annalen*, Vol. 63, pp. 217–221, 1907.
- [130] Richard E. KORF. Depth-first iterative-deepening: An optimal admissible tree search. *Artificial Intelligence*, Vol. 27, pp. 97–109, 1985.
- [131] Maurice KRAITCHIK. *La mathématique des jeux ou récréations mathématiques*. Stevens Frères, Bruxelles, 1930.
- [132] Harold William KUHN. The Hungarian method for the assignment problem. *Naval Research Logistics Quarterly*, Vol. 2, pp. 83–97, 1955.
- [133] József KÜRSCHÁK. Über eine charakteristische Eigenschaft der Differentialgleichungen der Variationsrechnung. *Mathematische Annalen*, Vol. 60, pp. 157–164, 1905.
- [134] József KÜRSCHÁK. Zur Theorie der Monge-Ampèreschen Differentialgleichungen. *Mathematische Annalen*, Vol. 61, pp. 109–116, 1905.
- [135] József KÜRSCHÁK. Lóugrás a végtelen sakktáblán. *Mathematikai és fizikai lapok*, Vol. 33, pp. 117–119, 1926.
- [136] József KÜRSCHÁK. Rösselsprung auf dem unendlichen Schachbrette. *Acta Litterarum ac Scientiarum (Sectio Scientiarum Mathematicarum)*, Vol. 4, pp. 12–13, 1928.
- [137] LA HIRE. Nouvelles constructions et considerations sur les quarez magiques avec les demonstrations. *Histoire de l'académie royale des sciences. l'année 1705. Avec les mémoires de Mathématique & de Physique, pour la même année, Tirez des registres de cette Académie.*, pp. 166–223, 1707. Partie des mémoires.
- [138] Charles-Ange LAISANT. *Recueil de problèmes de mathématiques, classés par divisions scientifiques*, Vol. 3. Gauthier-Villars et fils, Paris, 1895.
- [139] Simon de LA LOUBÈRE, ENVOYÉ EXTRAORDINAIRE DU ROY AUPRÈS DU ROY DE SIAM EN 1687 & 1688. *Du Royaume de Siam*, Vol. 2 vols. la Veuve de Jean-Baptiste Coignard et Jean-Baptiste Coignard, imprimeur et libraire ordinaire du Roy, Paris, 1691.
- [140] Simon de LA LOUBÈRE, ENVOYÉ EXTRAORDINAIRE DU ROY AUPRÈS DU ROY DE SIAM EN 1687 & 1688. *Du Royaume de Siam*, Vol. 2 vols. Abraham Wolfgang, Paris, 1691.

- [141] Gottfried Wilhelm LEIBNIZ. *Leibnizens gesammelte Werke*. divers, divers, 1843–1863. 13 volumes.
- [142] Simon LHUILIER. *Éléments raisonnés d’algèbre, publiés à l’usage des étudiants en philosophie*, Vol. 1 et 2. J. J. Paschoud, Genève, 1804.
- [143] Simon LHUILIER. Mémoire sur la polyédrométrie; contenant une démonstration directe du Théorème d’Euler sur les polyèdres, et un examen des diverses exceptions auxquelles ce théorème est assujetti. *Annales de mathématiques pures et appliquées*, Vol. 3, pp. 169–189, 1812–1813. Extrait par M. GERGONNE.
- [144] Simon LHUILIER. Démonstration immédiate d’un théorème fondamental d’Euler sur les polyèdres et exceptions dont ce théorème est susceptible. *Mémoires de l’Académie impériale des Sciences de St. Pétersbourg avec l’histoire de l’académie pour l’année 1811.*, Vol. 4, pp. 271–301, 1813. Présenté à la conférence le 4 Sept. 1811.
- [145] Jacobus Hendricus van LINT and Peter Jephson CAMERON. *Graph theory, coding theory and block designs*. Cambridge University Press, London, 1975.
- [146] Johann Benedict LISTING. Vorstudien zur Topologie. *Göttinger Studien (Abteilung 1)*, Vol. 1, pp. 811–875, 1847. Reprinted as a booklet by Vandenhoeck und Ruprecht, Göttingen, 1848.
- [147] Sam LOYD. *Cyclopedia of puzzles*. The Lamb Publishing Company, New York, 1914. p. 341: a square into 6 pieces making 3 small squares.
- [148] Édouard LUCAS. *Récréations mathématiques*, Vol. I. Gauthier-Villars et fils, imprimeurs-libraires, Paris, 1882. 2nd edition 1891.
- [149] Édouard LUCAS. *Récréations mathématiques*, Vol. II. Gauthier-Villars et fils, imprimeurs-libraires, Paris, 1883. 2nd edition 1896.
- [150] Édouard LUCAS. *Théorie des nombres, tome premier*. Gauthier-Villars et fils, imprimeurs-libraires, Paris, 1891. Republished by A. Blanchard in 1958, 1961, 1979; by J. Gabay in 1991.
- [151] Édouard LUCAS. *Récréations mathématiques*, Vol. III. Gauthier-Villars et fils, imprimeurs-libraires, Paris, 1893.
- [152] Édouard LUCAS. *Récréations mathématiques*, Vol. IV. Gauthier-Villars et fils, imprimeurs-libraires, Paris, 1894.

- [153] Édouard LUCAS. *L'Arithmétique amusante*. Gauthier-Villars et fils, imprimeurs-libraires, Paris, 1895.
- [154] Edmond MAILLET. Sur une application de la théorie des groupes de substitutions à celle des carrés magiques. *Mémoires de l'Académie royale des sciences, inscriptions et belles-lettres de Toulouse*, Vol. 6, pp. 258–281, 1894.
- [155] W. H. MATTHEWS. *Mazes and labyrinths: a general account of their history and developments*. Longmans, Green and Co., London, 1922. Re-titled and republished [156].
- [156] W. H. MATTHEWS. *Mazes and labyrinths : their history and development*. Dover Publications, Inc., New York, 1970. An unabridged and unaltered republication of the work originally published by Longmans, Green and Co. in London in 1922, under title *Mazes and labyrinths: a general account of their history and developments*.
- [157] John Calvin MCCOY. Manuel moschopoulos's treatise on magic squares. *Scripta Mathematica*, Vol. 8, pp. 15–26, 1941. Translation of the treatise of Manuel Moschopoulos on magic squares.
- [158] Marini MERSENNI. *Cogitata physico-mathematica. In quibus tam naturae quam artis effectus admirandi certissimis demonstrationibus explicantur*. Antonii Bertier, Paris, 1644.
- [159] Hermann MINKOWSKI. Analysis situs. Manuscript for the winter seminar in 1904/5 in Goettingen. Possessed by the Jewish National and University Library. Box 9, folder 9: j117p. Digitized copy is shown by the European Cultural Heritage Online on http://echo.mpiwg-berlin.mpg.de/content/modernphysics/jnul/mink_box9_9., 1904/5.
- [160] August Ferdinand MÖBIUS. Ueber die Bestimmung des Inhaltes eines Polyeders. In R. Baltzer, F. Klein, and Schiebner, editors, *August Möbius, Gesammelte Werke*, Vol. 2, pp. 473–512. Stuttgart, Leipzig, 1886. Berichte über die Verhandlungen der Königlich Sächsischen Gesellschaft der Wissenschaften, Mathematisch-physikalische Klasse, Bd. 17, pp. 31-68, 1865.
- [161] Manuelis MOSCHOPULI. Manuelis Moschopuli [Nicolai Artavasdi Rhabdæ] libellus de inveniendis quadratis numeris. Fond Supplément Grec 652., 1315(?).

- [162] Manuelis MOSCHOPULI. Manuelis Moschopuli tractatus de inveniendis numeris quadratis. Fond Supplément Grec 652., 1315(?).
- [163] Oystein ORE. An excursion into labyrinths. *The Mathematics Teacher*, Vol. 52, pp. 367–370, May 1959.
- [164] Jacques OZANAM. *Dictionnaire mathématique ou idée générale des mathématiques*. Huguetan, Amsterdam, 1691.
- [165] Jacques OZANAM. *Récréations mathématiques et physiques*, Vol. 1 et 2. J. Jombert, Paris, 1694. Le Traité des horloges élémentaires est traduit de l'italien de Domenico Martinelli.
- [166] Jacques OZANAM. *Traité de fortification contenant les méthodes anciennes & modernes pour la construction & la deffense des places*. J. Jombert, Paris, 1694.
- [167] Jacques OZANAM. *Cours de mathématiques*, Vol. 2. George Gallet, Amsterdam, 1697. Nouvelle édition revue et corrigée.
- [168] Jacques OZANAM. *Cours de mathématiques*, Vol. 4. George Gallet, Amsterdam, 1697. Nouvelle édition revue et corrigée.
- [169] Jacques OZANAM. *Cours de mathématiques*, Vol. 1. Jean Jombert, Paris, 1699. Nouvelle édition revue et corrigée.
- [170] Jacques OZANAM. *Cours de mathématiques*, Vol. 3. Jean Jombert, Paris, 1699. Nouvelle édition revue et corrigée.
- [171] Jacques OZANAM. *Cours de mathématiques*, Vol. 5. Jean Jombert, Paris, 1699. Nouvelle édition revue et corrigée.
- [172] Jacques OZANAM. *Récréations mathématiques et physiques*, Vol. 1–4. Virguin, Paris, 1778. Nouvelle édition, totalement refondue & considérablement augmentée par M. de C. G. F.
- [173] Benjamin PEIRCE. Cyclic solutions of the school-girl puzzle. Vol. 6, pp. 169–174, 1860.
- [174] Julius PETERSEN. Die Theorie der regulären Graphen. *Acta Mathematica*, Vol. 15, pp. 193–220, 1891.
- [175] Louis POINSOT. Mémoire sur les polygones et les polyèdres. *Journal de l'École Polytechnique*, Vol. 4, pp. 16–48 du 10^e cahier, 1810. Lu à la première classe de l'institut le 24 Juillet 1809.

- [176] J. POWER. On the problem of the fifteen school girls. *The Quarterly journal of pure and applied mathematics*, Vol. 8, pp. 236–251, 1867.
- [177] Alphonse REBIÈRE. *Mathématiques et mathématiciens: pensées et curiosités*. Nony, Paris, 1889. 282 pages.
- [178] Alphonse REBIÈRE. *Mathématiques et mathématiciens: pensées et curiosités*. Nony, Paris, 1898. 3e édition. 566 pages.
- [179] Michel REISS. Evaluation du nombre de combinaisons desquelles les 28 dés d'un jeu du domino sont susceptibles d'après la règle de ce jeu. *Annali di matematica pura ed applicata*, Vol. 5, pp. 63–120, 1871–1873.
- [180] Pierre ROSENSTIEHL. Les mots de labyrinthe. In *Cahiers du C.E.R.O.*, Vol. 15, pp. 245–252, Bruxelles, 1973. Colloque sur la théorie des graphes, 26–27 avril 1973.
- [181] Pierre ROSENSTIEHL. Solution algébrique du problème de Gauss sur la permutation des points d'intersection d'une ou plusieurs courbes fermées du plan. *Comptes rendus hebdomadaires des séances de l'Académie des sciences. Séries A et B. Série A, Sciences mathématiques*, Vol. 283, pp. 551–553, 1976.
- [182] Pierre ROSENSTIEHL. Labirinto. In *Enciclopedia Einaudi*, Vol. 8, pp. 3–30. Giulio Einaudi editore s.p.a., Torino, 1979.
- [183] Pierre ROSENSTIEHL. Les mots du labyrinthe. In *Cartes et figures de la terre*, pp. 94–103. Centre Georges Pompidou, Paris, 1980.
- [184] Pierre ROSENSTIEHL. How the “Path of Jerusalem” in Chartres separates birds from fishes. In H. S. M. Coxeter, R. Penrose, M. Teuber, and M. Emmer, editors, *M.C. Escher, art and science, proceedings of the International Congress on M.C. Escher, Rome, Italy, 26–28 March 1985*, Amsterdam, New York, Oxford, 1986. North-Holland.
- [185] Pierre ROSENSTIEHL and Robert E. TARJAN. Gauss codes, planar Hamiltonian graphs, and stack-sortable permutations. *Journal of Algorithms*, Vol. 5, pp. 373–390, 1984.
- [186] Hermann SCHEFFLER. *Die magischen Figuren*. Teubner, Leipzig, 1882. reprinted by Sändig, Wiesbaden, 1981.
- [187] Hermann SCHUBERT. *Mathematische Mußestunden*. G. j. Göschen'sche Verlagshandlung, Hamburg, 1897. English translation [188].

- [188] Hermann SCHUBERT. *Mathematical essays and recreations*. The Open Court Publishing Company, Chicago, 1898. Translated from the German by Thomas J. McCormack.
- [189] Hermann SCHUBERT. *Mathematische Mußestunden*, Vol. I–III. Göschen, Leipzig, 1900. It appeared also in an abbreviated one-volume form in 1904.
- [190] Jacques SESIANO. Le traité d’abū’l-wafā’ sur les carrés magiques. *Zeitschrift für Geschichte der Arabisch-Islamischen Wissenschaften*, Vol. 12, pp. 121–244, 1998.
- [191] James Joseph SYLVESTER. On recent discoveries in mechanical conversion of motion. In *Proceedings of the Royal Institution of Great Britain*, Vol. 7, pp. 179–198, 1873–75. Reprinted in *the Collected mathematical papers of James Joseph Sylvester*, Cambridge, 1904–1912, vol. III, pp. 7–25.
- [192] James Joseph SYLVESTER. Problem 5208, mathematical questions with their solutions. *Educational times*, Vol. 27, , 1877. Reprinted in *the Collected mathematical papers of Arthur Cayley*, Cambridge, 1889–1897 vol. X, p. 598.
- [193] James Joseph SYLVESTER. Chemistry and algebra. *Nature*, Vol. 17, p. 284, 1878. Reprinted in *the Collected mathematical papers of James Joseph Sylvester*, Cambridge, 1904–1912, vol. III, pp. 103–104.
- [194] James Joseph SYLVESTER. On an application of the new atomic theory to the graphical representation of the invariants and covariants of binary quantics. *American journal of mathematics*, Vol. 1, pp. 64–125, 1878. Reprinted in *the Collected mathematical papers of James Joseph Sylvester*, Cambridge, 1904–1912, vol. III, pp. 148–206.
- [195] James Joseph SYLVESTER. On the geometrical forms called trees. *Johns Hopkins University Circulars*, Vol. 1, pp. 202–203, 1882. Reprinted in *the Collected mathematical papers of James Joseph Sylvester*, Cambridge, 1904–1912, vol. III, pp. 640–641.
- [196] Peter Guthrie TAIT. Note on a theorem in geometry of position. *Transactions of the Royal Society of Edinburgh*, Vol. 29, pp. 657–660, 1880. Reprinted in [199].
- [197] Peter Guthrie TAIT. Listing’s Topologie. *Philosophical Magazine, series 5*, Vol. XVII, pp. 30–46, 1884. Reprinted in [198].

- [198] Peter Guthrie TAIT. *Listing's Topologie*, Vol. II, pp. 85–98. University press, Cambridge, 1898–1900. Reprint of [197].
- [199] Peter Guthrie TAIT. *Note on a theorem in geometry of position*, Vol. I, pp. 408–411. University press, Cambridge, 1898–1900. Reprint of [196].
- [200] Paul TANNERY. Le traité de manuel moschopoulos sur les carrés magiques. *Annuaire de l'Association pour l'Encouragement des Etudes Grecques*, Vol. 20, pp. 88–104, 1886. Translation of the treatise of Manuel Moschopoulos on magic squares.
- [201] Gaston TARRY. Géométrie de situation: nombre de manières distinctes de parcourir en une seule course toutes les allées d'un labyrinthe rentrant, en ne passant qu'une seule fois par chacune des allées. In *Association française pour l'avancement des sciences. Compte rendu de la 15e session. Nancy 1886.*, Vol. 1–2, pp. 49–53 de la 2e partie, Paris, 1887. Secrétariat de l'association, Georges Masson. Le résumé: p. 81 de la 1er partie; 2 feuilles de figures à la fin de la 2e partie.
- [202] Gaston TARRY. Le problème des labyrinthes. *Nouvelles annales de Mathématiques*, Vol. 14, pp. 187–190, 1895.
- [203] Orly TERQUEM. Polyèdres réguliers ordinaires et polyèdres réguliers étoilés. *Nouvelles Annales de Mathématiques*, Vol. 8, pp. 132–139, 1849. D'après M. Poinsot. Sections 11–18.
- [204] Orly TERQUEM. Sur les polygones et les polyèdres étoilés, polygones funiculaires. *Nouvelles Annales de Mathématiques*, Vol. 8, pp. 68–74, 1849. D'après M. Poinsot. Sections 1–10.
- [205] TILLY. Extrait d'une lettre de M. le major De Tilly. *Nouvelle Correspondance Mathématique*, Vol. 5, pp. 438–443, 1879.
- [206] Alexandre-Théophile VANDERMONDE. Remarques sur des problèmes de situation. In *Histoire de l'académie royale des sciences. Année M. DCCLXXI. Avec les Mémoires de Mathématique & de Physique, pour la même Année, Tirés des Registres de cette Académie.*, pp. 566–574 de la partie des mémoires. L'Imprimerie Royale, Paris, 1771. Printed in 1774. English translation in the book [215].
- [207] VOLPICELLI. Théorème sur les équations algébriques et sur une progression arithmétique. *Nouvelles Annales de Mathématiques, augmenté d'un bulletin de bibliographie, d'histoire et de biographie mathématiques*, Vol. 14, pp. 120–122 de la partie de l'annales, 1855.

- [208] Christian WIENER. Ueber eine Aufgabe aus der Geometria situs. *Mathematische Annalen*, Vol. 6, pp. 29–30, 1873.
- [209] Hui YANG. *Xu gu zhai qi suan fa [digital source] from Yang Hui collection*. Zhong hua shu ju, Beijing, 1985. The original version was published around 1275, consists of 2 volumes. Vol. 1 contains the method to create magic squares with figures.
- [210] Franck YATES. A new method of arranging variety trials involving a large number of varieties. *Journal of Agricultural Science*, Vol. 26, pp. 424–455, 1936.
- [211] William John YOUNG. Use of incomplete block replications in estimating tobacco-mosaic virus. *Contributions from Boyce Thompson Institute*, Vol. 9, No. 1, pp. 41–48, 1937. Reprinted in the *Journal of Quality Technology* in 1972.
- [212] Ernst ZERMELO. Über eine anwendung der Mengenlehre auf die Theorie des Schachspiels. In E. W. Hobson and A. E. H. Love, editors, *Proceedings of the fifth International congress of mathematicians, Cambridge, 22-28 August 1912*, Vol. 2, pp. 501–504, Cambridge, 1913. University Press. Reprinted by Kraus in Nendeln (Liechtenstein), 1967.

Secondary sources

- [213] J.-M. AUTEBERT, A.-M. DÉCAILLOT, and S. R. SCHWER. Henri-Auguste Delannoy et la publication des oeuvres posthumes d'Édouard Lucas. *SMF Gazette des Mathématiciens*, No. 95, pp. 51–62, January 2003.
- [214] Antoine Aléxandre BARBIER. *Dictionnaire des ouvrages anonymes*, Vol. III. P. Daffis, Paris, 1875. 4 tomes: Tome I, A-D ; Tome II, E-L ; Tome III, M-Q ; Tome IV, R-Z.
- [215] Norman L. BIGGS, E. Keith LLOYD, and Robin J. WILSON. *Graph Theory, 1736–1936*. Oxford University Press Inc., New York, 1976. First published 1976; Reprinted with corrections 1997; First published in paperback 1986; Reprinted with corrections 1998.
- [216] Florian CAJORI. History of the exponential and logarithmic concept-history of the exponential and logarithmic concepts. *The American*

- Mathematical Monthly*, Vol. 20, pp. 5–14, 35–47, 75–84, 107–117, 148–151, 173–182, 205–210, 1913.
- [217] Anne-Marie DÉCAILLOT. L'arithméticien Édouard Lucas (1842-1891): théorie et instrumentation. *Revue d'Histoire des Mathématiques*, Vol. 4, No. fascicule 2, pp. 191–236, 1998.
- [218] Anne-Marie DÉCAILLOT. *Édouard Lucas (1842-1891) : le parcours original d'un scientifique dans la deuxième moitié du XIXe siècle*. PhD thesis, L'université René Descartes - Paris V, 1999.
- [219] Anne-Marie DÉCAILLOT. Géométrie des tissus. Mosaïques. Échiquiers. Mathématiques curieuses et utiles. *Revue d'Histoire des Mathématiques*, Vol. 8, No. fascicule 2, pp. 145–206, 2003.
- [220] A. DEROUET. Rapport général sur les travaux de la société des sciences et des lettres de Blois de novembre 1847 à novembre 1854. *Mémoires de la société des sciences et des lettres de la ville de Blois*, Vol. 5, pp. 1–115, 1856.
- [221] Moritz EPPLE. Branch points of algebraic functions and the beginnings of modern knot theory. *HISTORIA MATHEMATICA*, Vol. 22, pp. 371–401, 1995.
- [222] Moritz EPPLE. Topology, matter, and space I : topological notions in 19th-century natural philosophy. *Archive for History of Exact Sciences*, Vol. 52, pp. 297–392, 1998.
- [223] Moritz EPPLE. Knot invariants in vienna and princeton during the 1920s: Epistemic configurations of mathematical research. *Science in Context*, Vol. 17, pp. 131–164, 2004.
- [224] Tibor GALLAI. Kőnig Dénes (1884–1944). *Matematikai Lapok*, Vol. 15, No. 4, pp. 277–293, 1965. Vol. 15 is published in 1964/1965.
- [225] Harald GROPP. Thomas clausen – a danish astronomer and/or mathematician in altona and tartu. In *Astronomische Gesellschaft Abstract Series, Vol. 17. Abstracts of Contributed Talks and Posters presented at the Annual Scientific Meeting of the Astronomische Gesellschaft at Bremen, September 18-23, 2000*, 2000. Abstract at <http://adsabs.harvard.edu/abs/2000AGM...17..F05G>.
- [226] Albrecht HEEFFER. *Récréations mathématiques (1624)*, a study on its authorship, sources and influence. *Gibecière*, Vol. 1, pp. 77–167, 2006.

- [227] Georges d' HEILLY. *Dictionnaire des pseudonymes, deuxième édition, entièrement refondue et augmentée*. E. Dentu, Libraire-Éditeur, Paris, 1869.
- [228] Henri LEBESGUE. L'œuvre mathématique de Vandermonde. *Thales, recueil des travaux de l'Institut d'histoire des sciences*, Vol. 4, pp. 28–42, 1937–1939.
- [229] Henri LEBESGUE. L'œuvre mathématique de Vandermonde. *Enseignement Mathématique*, Vol. 1, pp. 203–223, 1956.
- [230] Józsefné LIBOR. Megemlékezés Kőnig Dénesről. *Alkalmazott Matematikai Lapok*, Vol. 23, pp. 191–201, 2006. English title: In commemoration of Dénes Kőnig.
- [231] Jean-Pierre NICERON. *Mémoires pour servir à l'histoire des hommes illustres dans la république des lettres, Avec un catalogue raisonné De leurs ouvrages*, Vol. 26. Briasson, Paris, 1734. article on La Loubère: pp. 151–160.
- [232] Jean-Claude PONT. *La topologie algébrique des origines à Poincaré*. Presses Universitaires de France, Paris, 1974.
- [233] Józef H. PRZYTYCKI. Knot theory from Vandermonde to Jones. An extended version of talks given at U.C. Riverside (April 18, 1991), at the Mexican National Congress of Mathematicians (November 1991), and at the Minisemester on Knot Theory at Banach Center (July 18, 1995), 1991.
- [234] Gert SCHUBRING. *Pure and Applied Mathematics in Divergent Institutional Settings in Germany: the Role and Impact of Felix Klein*, Vol. 2, pp. 171–220. Academic Press, Boston, 1989.
- [235] Gert SCHUBRING. O primeiro movimento internacional de reforma curricular em matemática e o papel da Alemanha: um estudo de caso na transmissão de conceitos. *Zetetiké*, Vol. 7, No. 11, pp. 29–50, 1999.
- [236] Gert SCHUBRING. Felix Kleins Gutachten zur Schulkonferenz 1900: Initiativen für den Systemzusammenhang von Schule und Hochschule, von Curriculum und Studium. *Der Mathematikunterricht*, Vol. 46, No. 3, pp. 62–76, 2000. Felix Klein und die Berliner Schulkonferenz des Jahres 1900.

- [237] Gert SCHUBRING and Tünde KÁNTOR. Emanuel beke: Pápa, 24 april 1862 –budapest, 27 june 1946. An article contributed to the website devoted to the 100th anniversary of The International Congress on Mathematical Education (ICME): <http://www.icmihistory.unito.it/portrait/beke.php>, 2008.
- [238] Jacques SESIANO. Les carrés magiques de manuel moschopoulos. *Archive for History of Exact Sciences*, Vol. 53, pp. 377–397, 1998.
- [239] Jacques SESIANO. Construction of magic squares using the knight’s move in islamic mathematics. *Archive for History of Exact Sciences*, Vol. 58, pp. 1–20, 2003.
- [240] David SINGMASTER. Walter William Rouse Ball, *Mathematical recreations and problems of past and present times*, first edition (1892). In I. Grattan-Guinness, editor, *Landmark Writings in Western Mathematics, 1640–1940*, chapter 50, pp. 653–663. Elsevier B.V., Amsterdam, 2005.
- [241] Orly TERQUEM. Simon Lhuilier. *Nouvelles Annales de Mathématiques, augmenté d’un bulletin de bibliographie, d’histoire et de biographie mathématiques*, Vol. 15, pp. 140–146 de la partie du bulletin, 1856.
- [242] E. T. WHITTAKER. Obituary: W. W. Rouse Ball. *The mathematical gazette*, Vol. 12, No. 178, pp. 449–454, October 1925. Photo of Rouse Ball between p. 449 and p. 450.
- [243] Franz WOEPCKE. Analyse et extrait d’un recueil de constructions géométriques par Aboûl Wafâ. (Manuscrit persan, n° 169, ancien fonds de la Bibliothèque impériale.). *Journal Asiatique*, Vol. 5, pp. 309–359, 1855. (Extrait du traité des constructions géométriques par Aboûl Wafâ: pp. 318–359.).
- [244] Rudolf WOLF. Notizen zur Geschichte der Mathematik und Physik in der Schweiz. *Mittheilungen der Naturforschenden Gesellschaft in Bern*, No. 221–223, pp. 209–224, 1851. Traduction d’extraits: pp. 140–146 de la partie Bulletin, *Nouvelle Annales de Mathématiques* 15, augmenté d’un bulletin de bibliographie, d’histoire et de biographie mathématiques, 1856.
- [245] Rudolf WOLF. Simon Lhuilier von Genf. In *Biographien zur Kulturgeschichte der Schweiz*, Vol. 1, pp. 401–422. Orell, füssli & Comp., Zürich, 1858.