



THALES

# Resource Allocation for HARQ based Mobile Ad hoc Networks

Sébastien Marcille

February 21st, 2013

*Supervisors:*

Prof. Philippe CIBLAT, *Telecom ParisTech*

Dr. Christophe LE MARTRET, *Thales Communications & Security*

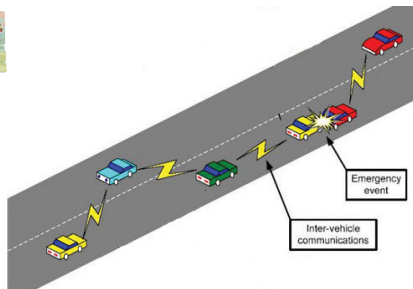
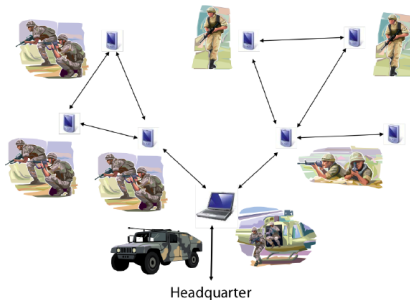
# Introduction

Mobile Ad Hoc Networks (MANETs): infrastructure-free

# Introduction

Mobile Ad Hoc Networks (MANETs): infrastructure-free

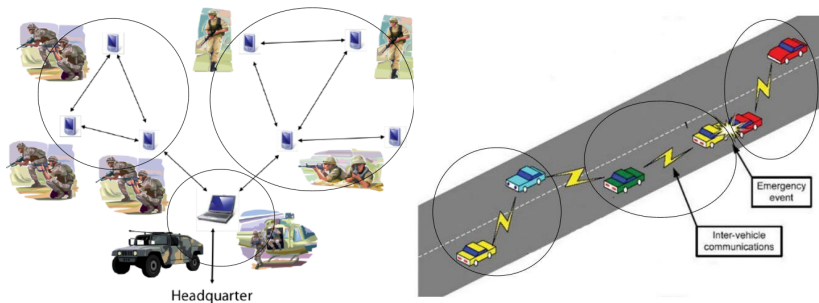
- Highly flexible
- Fast and short-lived communications deployment



# Introduction

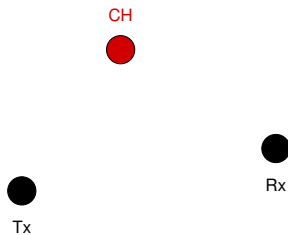
Mobile Ad Hoc Networks (MANETs): infrastructure-free

- Highly flexible
- Fast and short-lived communications deployment

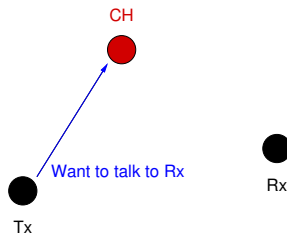


Solution: **Clustered MANET**

# Main assumptions



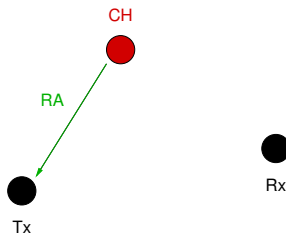
# Main assumptions



Clustered MANET

⇒ **Centralized** coordination of the **pairwise** communications

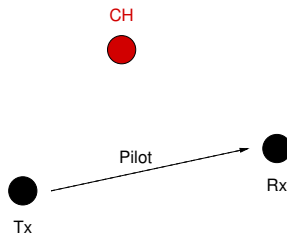
# Main assumptions



Clustered MANET

⇒ **Centralized** coordination of the **pairwise** communications

# Main assumptions

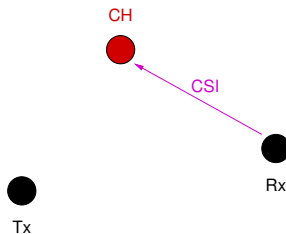


Clustered MANET

⇒ **Centralized** coordination of the **pairwise** communications



# Main assumptions



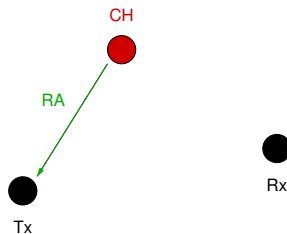
Clustered MANET

⇒ **Centralized** coordination of the **pairwise** communications

Feedback latency in MANETs

⇒ Channel **statistics** known at the cluster head

# Main assumptions



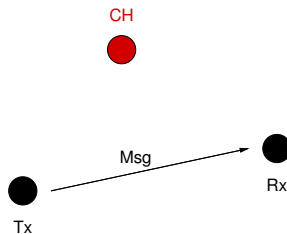
Clustered MANET

⇒ **Centralized** coordination of the **pairwise** communications

Feedback latency in MANETs

⇒ Channel **statistics** known at the cluster head

# Main assumptions



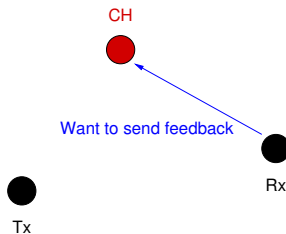
Clustered MANET

⇒ **Centralized** coordination of the **pairwise** communications

Feedback latency in MANETs

⇒ Channel **statistics** known at the cluster head

# Main assumptions



Clustered MANET

⇒ **Centralized** coordination of the **pairwise** communications

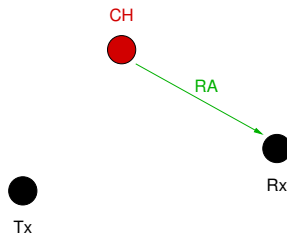
Feedback latency in MANETs

⇒ Channel **statistics** known at the cluster head

Statistical CSI

⇒ **HARQ** to manage fast channel variations

# Main assumptions



Clustered MANET

⇒ **Centralized** coordination of the **pairwise** communications

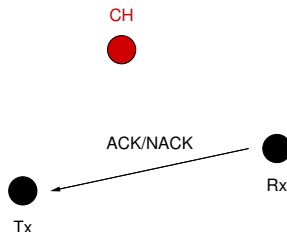
Feedback latency in MANETs

⇒ Channel **statistics** known at the cluster head

Statistical CSI

⇒ **HARQ** to manage fast channel variations

# Main assumptions



## Clustered MANET

⇒ **Centralized** coordination of the **pairwise** communications

## Feedback latency in MANETs

⇒ Channel **statistics** known at the cluster head

## Statistical CSI

⇒ **HARQ** to manage fast channel variations

# Thesis contributions

## Resource allocation

Allocate the power and bandwidth for Type-I HARQ based users:

- for various PHY layer: finite-length Gaussian codes / practical modulations and codes
- for various Quality of Service (QoS) constraints: rate, rate+PER, rate+delay

## Cross-layer Hybrid ARQ optimization (single-user case)

- New closed-form expressions for ARQ metrics
- New MAC packet management: Early-Drop (ED)
- New cross-layer scheme in imperfect feedback context: Report Credit Strategy (RCS)

# Thesis contributions

## Resource allocation

Allocate the power and bandwidth for Type-I HARQ based users:

- for various PHY layer: finite-length Gaussian codes / practical modulations and codes
- for various Quality of Service (QoS) constraints: rate, rate+PER, rate+delay

## Cross-layer Hybrid ARQ optimization (single-user case)

- New closed-form expressions for ARQ metrics
- New MAC packet management: Early-Drop (ED)
- New cross-layer scheme in imperfect feedback context: Report Credit Strategy (RCS)



# Outline

- 1 Hybrid ARQ at IP level with imperfect feedback
- 2 Resource allocation in HARQ-based mobile ad hoc networks
- 3 Resource allocation for HARQ with finite-length Gaussian codes
- 4 Resource allocation for HARQ with practical MCS

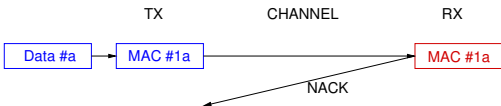
# Outline

- 1 Hybrid ARQ at IP level with imperfect feedback
- 2 Resource allocation in HARQ-based mobile ad hoc networks
- 3 Resource allocation for HARQ with finite-length Gaussian codes
- 4 Resource allocation for HARQ with practical MCS

# Hybrid Automatic Repeat reQuest

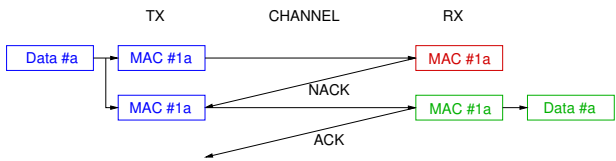
# Hybrid Automatic Repeat reQuest

**ARQ**  
Retransmission of the data until correct decoding (or credit used)



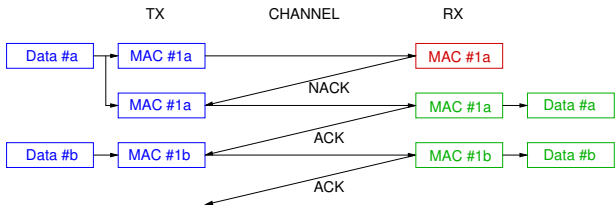
# Hybrid Automatic Repeat reQuest

**ARQ**  
Retransmission of the data until correct decoding (or credit used)



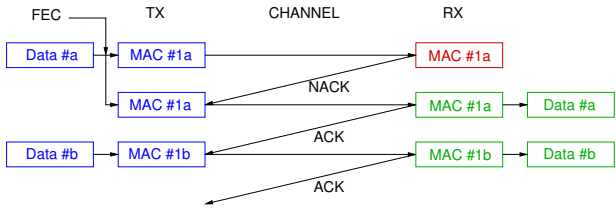
# Hybrid Automatic Repeat reQuest

**ARQ**  
Retransmission of the data until correct decoding (or credit used)



# Hybrid Automatic Repeat reQuest

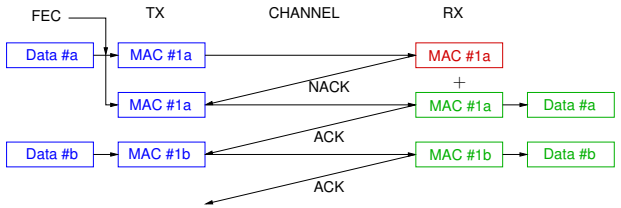
## Type-I Hybrid ARQ ARQ + Forward Error Correction (FEC)



# Hybrid Automatic Repeat reQuest

## Type-II Hybrid ARQ

Type-I HARQ + Combination at the receiver side





# HARQ performance metrics

# HARQ performance metrics

Packet error rate (PER)

Probability of packet transmission failure

# HARQ performance metrics

## Packet error rate (PER)

Probability of packet transmission failure

## Efficiency

Average number of correctly received bits per transmitted bit

# HARQ performance metrics

## Packet error rate (PER)

Probability of packet transmission failure

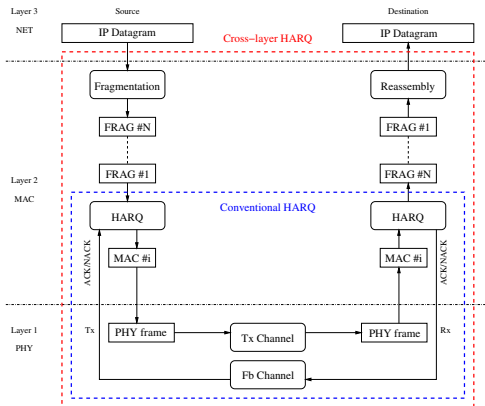
## Efficiency

Average number of correctly received bits per transmitted bit

## Delay

Average number of MAC packets needed to receive an information packet without error

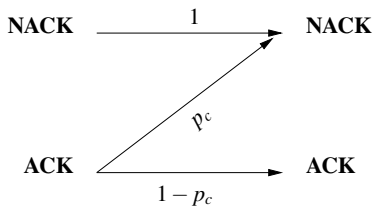
# Layer model



## Assumptions

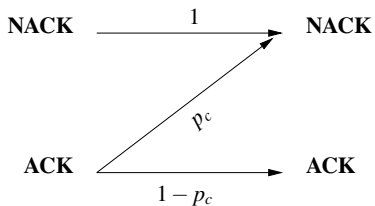
- IP packets are fragmented into  $N$  fragments of equal length
- Credit  $L$  per fragment (FBS) / Credit  $C$  for  $N$  fragments (IBS)
- HARQ feedback may be erroneous/delayed in the feedback channel

# Feedback model

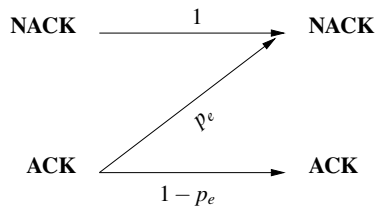


**Delayed or erased** feedback  
(Random arrival and Time-out  $\tau_0$ )

# Feedback model



**Delayed or erased** feedback  
(Random arrival and Time-out  $\tau_0$ )



**Noisy** feedback channel  
(ACK/NACK errors can be detected)

# State of the art and contributions

Feedback \ Layer		MAC	IP
Ideal		[lin'84,wicker'95]	[le duc'12]
Imperfect	Noisy	[wicker'95,malk'00,wu'09]	
	Deterministic Delayed	[lin'84]	
	Random Delayed		
	Noisy + Delayed		

 Existing works



# State of the art and contributions

Feedback \ Layer		MAC	IP
Ideal		[lin'84,wicker'95]	[le duc'12]
Imperfect	Noisy	[wicker'95,malk'00,wu'09]	
	Deterministic Delayed	[lin'84]	
	Random Delayed		
	Noisy + Delayed		

■ Existing works      ■ Missing

- ### Contributions
- Closed-form expressions for HARQ performance metrics
  - Analysis of imperfect feedback on the performance
  - New cross-layer scheme to counteract imperfect feedback

# State of the art and contributions

Feedback \ Layer		MAC	IP
Ideal		[lin'84,wicker'95]	[le duc'12]
Imperfect	Noisy	[wicker'95,malk'00,wu'09]	
	Deterministic Delayed	[lin'84]	
	Random Delayed		
	Noisy + Delayed		

■ Existing works      ■ Missing

### Contributions

- Closed-form expressions for HARQ performance metrics
- Analysis of imperfect feedback on the performance
- **New cross-layer scheme to counteract imperfect feedback**

# A new cross-layer HARQ strategy: definition

## Idea

- Initial credit per fragment:  $L_n^{(0)}$  for fragment # $n$  (as FBS)
- When initial credit  $L_n^{(0)}$  not used by fragment # $n$ , then remaining credit added to that of fragment # $(n+1)$  (Report Credit Strategy –RCS–)

Mathematically:

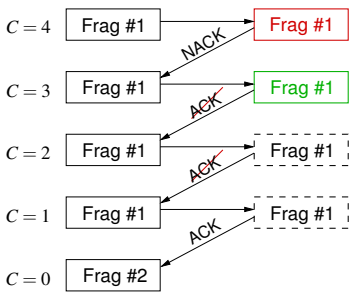
$$L_n \leftarrow L_n^{(0)} + (L_{n-1} - k_{n-1}), \forall n > 1$$

where:

- $L_n$  is the credit for fragment # $n$  after RCS
- $k_n \leq L_n$  is the number of transmissions consumed by fragment # $n$

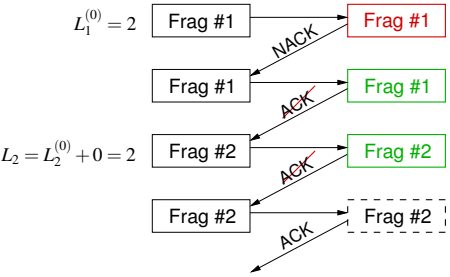
# A new cross-layer HARQ strategy: example

IBS  
 $N = 2, C = 4$



IP is KO

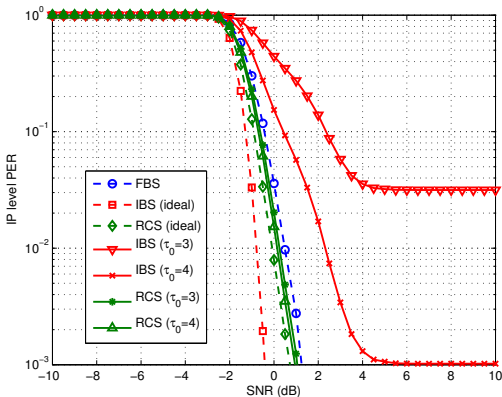
RCS  
 $N = 2, L^{(0)} = [2, 2]$



IP is OK

# RCS performance (1/2)

Non-instantaneous feedback ( $N = 6, L = 3, C = 18, \mathbf{L}^{(0)} = [3, 3, 3, 3, 3, 3]$ )

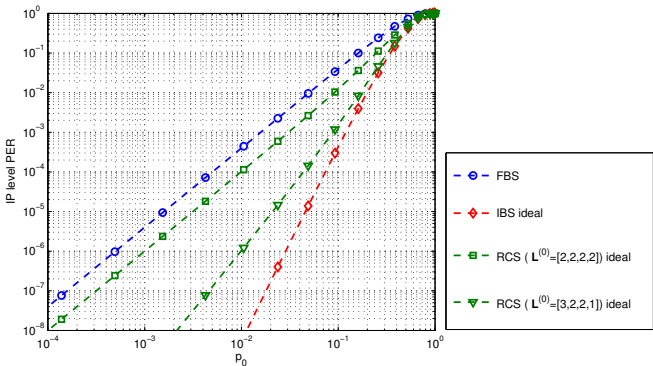


## Remark

RCS is more robust to delayed feedback

# RCS performance (2/2)

Instantaneous feedback ( $N = 4, L = 2, C = 8$ )

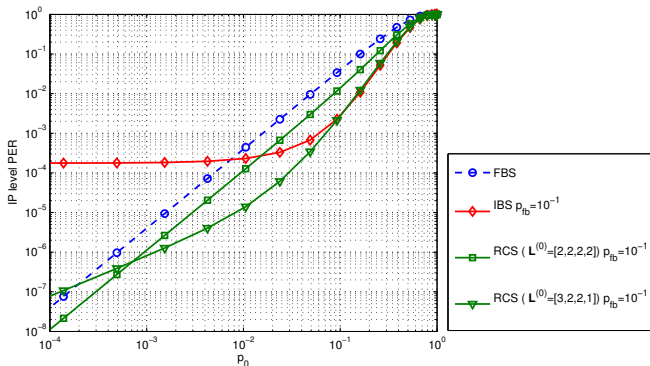


## Remarks

- Ideal feedback: protecting head fragments gives better performance

# RCS performance (2/2)

Instantaneous feedback ( $N = 4, L = 2, C = 8$ )



## Remarks

- Ideal feedback: protecting head fragments gives better performance
- Nonideal feedback: uniform  $L^{(0)}$  is more robust

# Summary

Works done for HARQ with imperfect feedback:



# Summary

Works done for HARQ with imperfect feedback:

- Definition of RCS, which generalizes the existent cross-layer scheme

# Summary

Works done for HARQ with imperfect feedback:

- Definition of RCS, which generalizes the existent cross-layer scheme
- Closed-form expressions of PER, delay, efficiency for RCS with imperfect feedback

# Summary

Works done for HARQ with imperfect feedback:

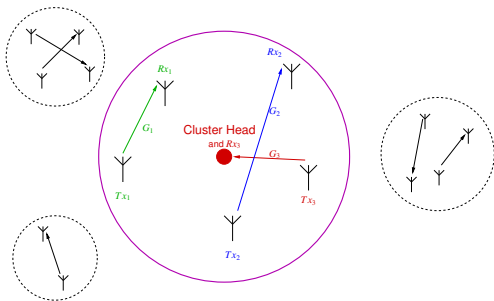
- Definition of RCS, which generalizes the existent cross-layer scheme
- Closed-form expressions of PER, delay, efficiency for RCS with imperfect feedback
- Choice of  $L^{(0)}$  in RCS offers a trade-off from cross-layer gain to robustness against imperfect feedback

# Outline

- 1 Hybrid ARQ at IP level with imperfect feedback
- 2 Resource allocation in HARQ-based mobile ad hoc networks**
- 3 Resource allocation for HARQ with finite-length Gaussian codes
- 4 Resource allocation for HARQ with practical MCS

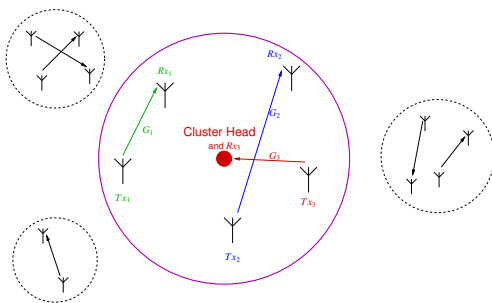
# Context

- **Clustered** wireless ad hoc network
- **Statistical CSI** centralized at the Cluster Head
- **HARQ** with finite  $L$  to manage fast channel variations



# Context

- **Clustered** wireless ad hoc network
- **Statistical CSI** centralized at the Cluster Head
- **HARQ** with finite  $L$  to manage fast channel variations



## Wireless channel: OFDMA

- PHY layer: cancel ISI due to multipath spread
- Multiple access: cancel multiuser interference inside a cluster

# Signal model

- Received signal  $Y_k(i, n)$  at subcarrier  $n$  of OFDM symbol  $i$  for link  $k$ :

$$Y_k(i, n) = H_k(i, n)X_k(i, n) + B_k(i, n)$$

with

- $X_k(i, n)$  coded symbol
- $H_k(i, n)$  filter frequency response
- $B_k(i, n)$  additive white Gaussian Noise ( $\sim \mathcal{CN}(0, N_0)$ )

# Signal model

- Received signal  $Y_k(i, n)$  at subcarrier  $n$  of OFDM symbol  $i$  for link  $k$ :

$$Y_k(i, n) = H_k(i, n)X_k(i, n) + B_k(i, n)$$

with

- $X_k(i, n)$  coded symbol
- $H_k(i, n)$  filter frequency response
- $B_k(i, n)$  additive white Gaussian Noise ( $\sim \mathcal{CN}(0, N_0)$ )
- Statistical channel model: let  $h_k(i, m)$  be the  $m$ -th filter tap
  - $h_k(i, m)$  independent process (but not i.i.d.)  $\sim \mathcal{CN}(0, \zeta_{k,m}^2)$
  - $H_k(i, n)$  non-independent in  $n$  but i.i.d.  $\sim \mathcal{CN}(0, \zeta_k^2)$  with  $\zeta_k^2 = \sum_m \zeta_{k,m}^2$
  - ⇒ Rayleigh fading channel
  - ⇒ Channel statistics (for  $H_k(i, n)$ ) independent of subcarrier  $n$
  - ⇒ Subcarriers are statistically equivalent



# Signal model

- Received signal  $Y_k(i, n)$  at subcarrier  $n$  of OFDM symbol  $i$  for link  $k$ :

$$Y_k(i, n) = H_k(i, n)X_k(i, n) + B_k(i, n)$$

with

- $X_k(i, n)$  coded symbol
  - $H_k(i, n)$  filter frequency response
  - $B_k(i, n)$  additive white Gaussian Noise ( $\sim \mathcal{CN}(0, N_0)$ )
- Statistical channel model: let  $h_k(i, m)$  be the  $m$ -th filter tap
    - $h_k(i, m)$  independent process (but not i.i.d.)  $\sim \mathcal{CN}(0, \zeta_{k,m}^2)$
    - $H_k(i, n)$  non-independent in  $n$  but i.i.d.  $\sim \mathcal{CN}(0, \zeta_k^2)$  with  $\zeta_k^2 = \sum_m \zeta_{k,m}^2$
    - $\Rightarrow$  Rayleigh fading channel
    - $\Rightarrow$  Channel statistics (for  $H_k(i, n)$ ) independent of subcarrier  $n$
    - $\Rightarrow$  Subcarriers are statistically equivalent

## Consequence


Bandwidth proportion and energy per subcarrier identical for link  $k$

## Resource allocation: design parameters

- $Q_k$ : Energy of link  $k$  in OFDM symbol
- $\gamma_k$ : Bandwidth proportion assigned to link  $k$
- $E_k$ : Energy of link  $k$  in entire bandwidth
- Modulation (order  $2^m$ ) and coding scheme (rate  $R$ )

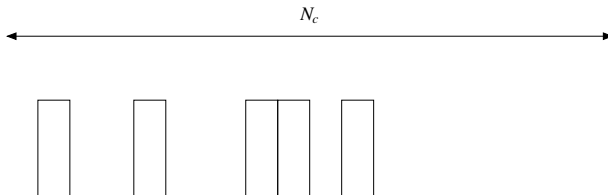
## Resource allocation: design parameters

- $Q_k$ : Energy of link  $k$  in OFDM symbol
- $\gamma_k$ : Bandwidth proportion assigned to link  $k$
- $E_k$ : Energy of link  $k$  in entire bandwidth
- Modulation (order  $2^m$ ) and coding scheme (rate  $R$ )



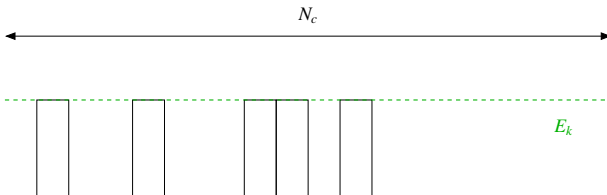
# Resource allocation: design parameters

- $Q_k$ : Energy of link  $k$  in OFDM symbol
- $\gamma_k$ : Bandwidth proportion assigned to link  $k$
- $E_k$ : Energy of link  $k$  in entire bandwidth
- Modulation (order  $2^m$ ) and coding scheme (rate  $R$ )



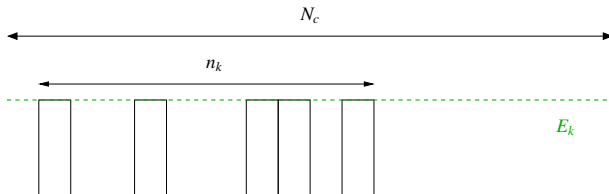
# Resource allocation: design parameters

- $Q_k$ : Energy of link  $k$  in OFDM symbol
- $\gamma_k$ : Bandwidth proportion assigned to link  $k$
- $E_k$ : Energy of link  $k$  in entire bandwidth
- Modulation (order  $2^m$ ) and coding scheme (rate  $R$ )



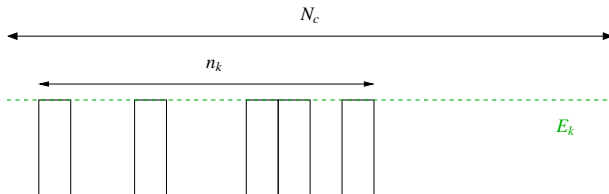
# Resource allocation: design parameters

- $Q_k$ : Energy of link  $k$  in OFDM symbol
- $\gamma_k$ : Bandwidth proportion assigned to link  $k \Rightarrow \gamma_k = n_k/N_c$
- $E_k$ : Energy of link  $k$  in entire bandwidth
- Modulation (order  $2^m$ ) and coding scheme (rate  $R$ )



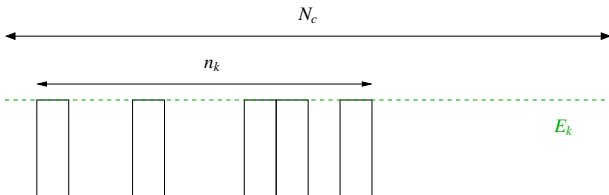
# Resource allocation: design parameters

- $Q_k$ : Energy of link  $k$  in OFDM symbol
- $\gamma_k$ : Bandwidth proportion assigned to link  $k \Rightarrow \gamma_k = n_k/N_c$
- $E_k$ : Energy of link  $k$  in entire bandwidth  $\Rightarrow Q_k = \gamma_k E_k$
- Modulation (order  $2^m$ ) and coding scheme (rate  $R$ )



# Resource allocation: design parameters

- $Q_k$ : Energy of link  $k$  in OFDM symbol
- $\gamma_k$ : Bandwidth proportion assigned to link  $k \Rightarrow \gamma_k = n_k/N_c$
- $E_k$ : Energy of link  $k$  in entire bandwidth  $\Rightarrow Q_k = \gamma_k E_k$
- Modulation (order  $2^m$ ) and coding scheme (rate  $R$ )



**Objective function:**

$$\min \sum_{k=1}^K Q_k \Leftrightarrow \min \sum_{k=1}^K \gamma_k E_k$$



# Resource allocation: optimization problem

$$\min_{(\gamma, E)} \sum_{k=1}^K \gamma_k E_k \quad \text{s.t.} \quad \mathbf{QoS}_k(\gamma_k, E_k) \geq \mathbf{QoS}_k^{(0)}, \forall k$$

$$\sum_{k=1}^K \gamma_k \leq 1$$

$$\gamma_k \geq 0, E_k \geq 0, \forall k$$

# Resource allocation: optimization problem

$$\min_{(\gamma, E)} \sum_{k=1}^K \gamma_k E_k \quad \text{s.t.} \quad \mathbf{QoS}_k(\gamma_k, E_k) \geq \mathbf{QoS}_k^{(0)}, \forall k$$

$$\sum_{k=1}^K \gamma_k \leq 1$$

$$\gamma_k \geq 0, E_k \geq 0, \forall k$$

## QoS and PHY

- Different QoS requirements: rate, rate+PER, rate+delay
- Two PHY implementations: finite-length Gaussian codes, practical MCS

## Type-I HARQ QoS metrics

### Packet Error Rate:

Probability of packet failure

$$p_0 = g_{m,R}(\text{SNR})$$

# Type-I HARQ QoS metrics

## Packet Error Rate:

Probability of packet failure

$$p_0 = g_{m,R}(\text{SNR})$$

## Goodput:

Average number of received bits / symbol

$$\eta = mR(1 - p_0)$$

## Type-I HARQ QoS metrics

### Packet Error Rate:

Probability of packet failure

$$p_0 = g_{m,R}(\text{SNR})$$

### Goodput:

Average number of received bits / symbol

$$\eta = mR(1 - p_0)$$

### Delay:

Average number of ARQ transmissions to receive a data packet

$$d = \frac{1}{1 - p_0} - \frac{Lp_0^L}{1 - p_0^L}$$

# Outline

- 1 Hybrid ARQ at IP level with imperfect feedback
- 2 Resource allocation in HARQ-based mobile ad hoc networks
- 3 Resource allocation for HARQ with finite-length Gaussian codes**
- 4 Resource allocation for HARQ with practical MCS

# Optimization problem

$$\min_{(\boldsymbol{\gamma}, \mathbf{E})} \sum_{k=1}^K \gamma_k E_k \quad \text{s.t.} \quad \eta_k(\gamma_k, E_k) \geq \eta_k^{(0)}, \forall k$$
$$\sum_{k=1}^K \gamma_k \leq 1$$
$$\gamma_k \geq 0, E_k \geq 0, \forall k$$

# Optimization problem

$$\min_{(\gamma, \mathbf{E})} \sum_{k=1}^K \gamma_k E_k \quad \text{s.t.} \quad \eta_k(\gamma_k, E_k) \geq \eta_k^{(0)}, \forall k$$

$$\sum_{k=1}^K \gamma_k \leq 1$$

$$\gamma_k \geq 0, E_k \geq 0, \forall k$$

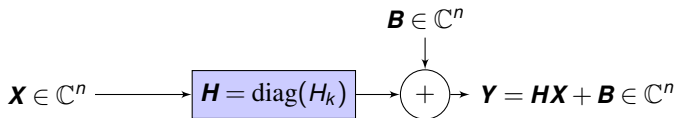
## Goodput expression

$$\eta_k(\gamma_k, E_k) = \gamma_k r_k (1 - P_e^{(n, r_k)}(\underbrace{G_k E_k}_{\text{SNR}_k}))$$

$P_e^{(n, r)}$  is the error probability of a  $(n, r)$  Gaussian code



# Error probability of a $(n, r)$ Gaussian code (1/2)

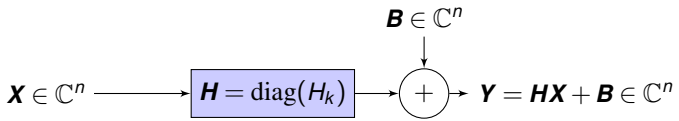


$$X_k \sim \mathcal{CN}(0, E_k)$$

$$H_k \sim \mathcal{CN}(0, \sigma_h^2)$$

$$B_k \sim \mathcal{CN}(0, N_0)$$

# Error probability of a $(n, r)$ Gaussian code (1/2)



$$X_k \sim \mathcal{CN}(0, E_k)$$

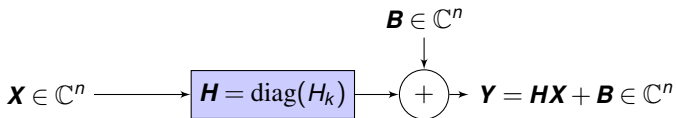
$$H_k \sim \mathcal{CN}(0, \sigma_h^2)$$

$$B_k \sim \mathcal{CN}(0, N_0)$$

$P_e^{(n,r)}$  well approximated by the outage probability defined by

$$\Pr \left\{ \underbrace{\frac{1}{n} \sum_{k=1}^n i(X_k; Y_k)}_{\text{mutual information rate } (Z_n)} \leq r \right\}$$

# Error probability of a $(n, r)$ Gaussian code (1/2)



$$X_k \sim \mathcal{CN}(0, E_k)$$

$$H_k \sim \mathcal{CN}(0, \sigma_h^2)$$

$$B_k \sim \mathcal{CN}(0, N_0)$$

$P_e^{(n,r)}$  well approximated by the outage probability defined by

$$\Pr \left\{ \underbrace{\frac{1}{n} \sum_{k=1}^n i(X_k; Y_k)}_{\text{mutual information rate } (Z_n)} \leq r \right\}$$

## Problem

$Z_n$  is random for finite  $n$  and its cdf has still to be obtained in closed-form

## Error probability of a $(n, r)$ Gaussian code (2/2)

For  $n$  large enough, Central-Limit Theorem leads to consider that

$$Z_n \sim \mathcal{N}(\mu_n, \sigma_n^2)$$

with

$$\begin{aligned}\mu_n &= e^{1/\overline{\text{SNR}}} E_1(1/\overline{\text{SNR}}) \\ \sigma_n^2 &\approx \frac{1}{n} \left( \log^2(1 + \overline{\text{SNR}}) - \mu_n^2 + 2 - \frac{2}{\overline{\text{SNR}}} e^{1/\overline{\text{SNR}}} E_1(1/\overline{\text{SNR}}) \right)\end{aligned}$$

## Error probability of a $(n, r)$ Gaussian code (2/2)

For  $n$  large enough, Central-Limit Theorem leads to consider that

$$Z_n \sim \mathcal{N}(\mu_n, \sigma_n^2)$$

with

$$\mu_n = e^{1/\overline{\text{SNR}}} E_1(1/\overline{\text{SNR}})$$

$$\sigma_n^2 \approx \frac{1}{n} \left( \log^2(1 + \overline{\text{SNR}}) - \mu_n^2 + 2 - \frac{2}{\overline{\text{SNR}}} e^{1/\overline{\text{SNR}}} E_1(1/\overline{\text{SNR}}) \right)$$

### Error probability approximation

$$P_e^{(n,r)}(\overline{\text{SNR}}) \approx Q \left( \frac{\mu_n(\overline{\text{SNR}}) - r}{\sigma_n(\overline{\text{SNR}})} \right)$$

# Optimal solution

A solution exists if, and only if,

$$\sum_{k=1}^K \frac{\eta_k^{(0)}}{r_k} < 1$$

Optimization problem:

$$\min_{(\gamma, \mathbf{E})} \sum_{k=1}^K \gamma_k E_k \quad \text{s.t.} \quad \gamma_k r_k (1 - P_e^{(n, r_k)}(G_k E_k)) \geq \eta_k^{(0)}, \forall k$$

$$\sum_{k=1}^K \gamma_k \leq 1$$

$$\gamma_k \geq 0, E_k \geq 0, \forall k$$

# Optimal solution

A solution exists if, and only if,

$$\sum_{k=1}^K \frac{\eta_k^{(0)}}{r_k} < 1$$

**Biconvex** optimization problem:

$$\min_{(\gamma, \mathbf{E})} \sum_{k=1}^K \gamma_k E_k \quad \text{s.t.} \quad \log \gamma_k r_k (1 - P_e^{(n, r_k)}(G_k E_k)) \geq \log \eta_k^{(0)}, \quad \forall k$$

$$\sum_{k=1}^K \gamma_k \leq 1$$

$$\gamma_k \geq 0, E_k \geq 0, \quad \forall k$$

# Optimal solution

A solution exists if, and only if,

$$\sum_{k=1}^K \frac{\eta_k^{(0)}}{r_k} < 1$$

**Biconvex** optimization problem:

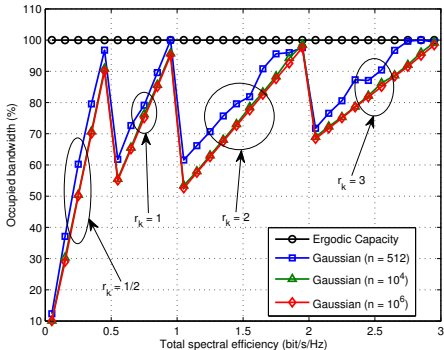
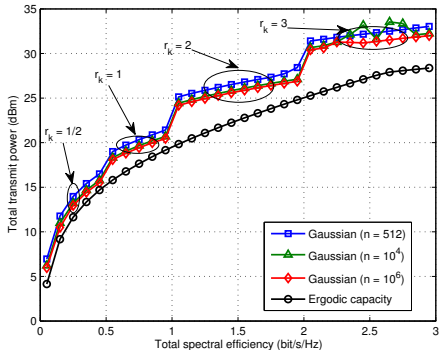
$$\begin{aligned}
 \min_{(\gamma, E)} \sum_{k=1}^K \gamma_k E_k \quad \text{s.t.} \quad & \log \gamma_k r_k (1 - P_e^{(n, r_k)}(G_k E_k)) \geq \log \eta_k^{(0)}, \forall k \\
 & \sum_{k=1}^K \gamma_k \leq 1 \\
 & \gamma_k \geq 0, E_k \geq 0, \forall k
 \end{aligned}$$

Optimal algorithm  
 Biconvex optimization problems can be solved optimally [floudas'93]



# Allocation results

$K = 2, G_1 = 10 \text{ dB}, G_2 = 30 \text{ dB}$

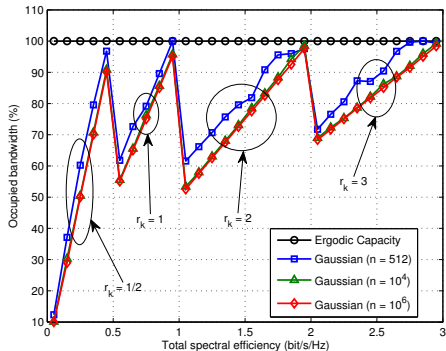
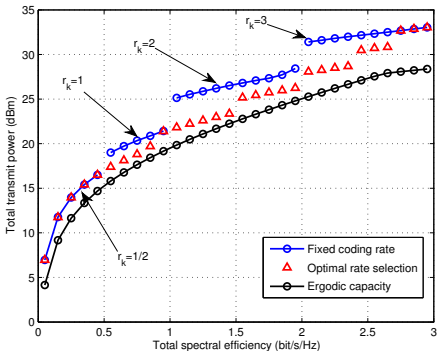


## Remarks

- Still a gap for large  $n$  to ergodic capacity
- Goodput-based allocation saves up to 90% bandwidth

# Allocation results

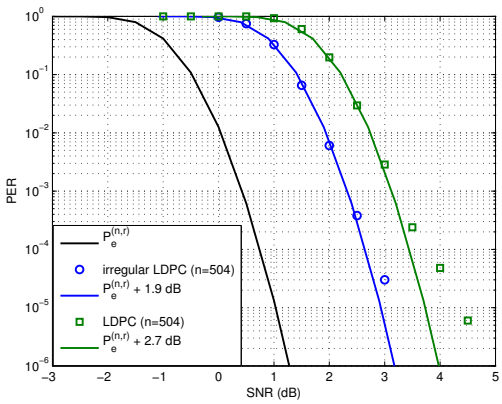
$K = 2, G_1 = 10 \text{ dB}, G_2 = 30 \text{ dB}$



## Remarks

- Still a gap for large  $n$  to ergodic capacity
- Goodput-based allocation saves up to 90% bandwidth
- Choosing  $r_k$  relevantly for being closer to ergodic capacity

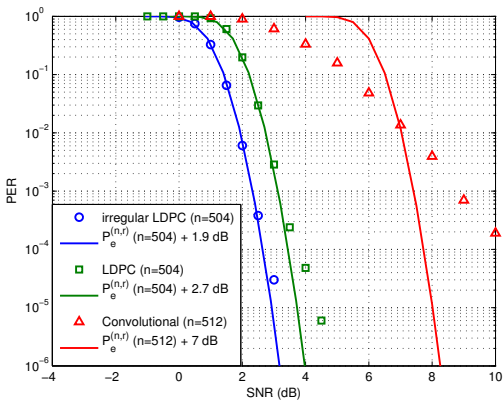
# How close are powerful FEC codes? ( $r = 1/2$ )



## Remark

- Powerful FEC performance well predicted by using an SNR gap

# How close are powerful FEC codes? ( $r = 1/2$ )



## Remark

- Powerful FEC performance well predicted by using an SNR gap
- Not adapted to convolutional codes

# Summary

Works done for HARQ-based resource allocation with Gaussian codes:

# Summary

Works done for HARQ-based resource allocation with Gaussian codes:

- Closed-form approximation of the error probability of finite-length Gaussian codes on Rayleigh channels

# Summary

Works done for HARQ-based resource allocation with Gaussian codes:

- Closed-form approximation of the error probability of finite-length Gaussian codes on Rayleigh channels
  
- Optimal algorithm for multiuser power/bandwidth allocation in Type-I HARQ-based MANETs with statistical CSI

# Summary

Works done for HARQ-based resource allocation with Gaussian codes:

- Closed-form approximation of the error probability of finite-length Gaussian codes on Rayleigh channels
- Optimal algorithm for multiuser power/bandwidth allocation in Type-I HARQ-based MANETs with statistical CSI
- Framework for OFDMA resource allocation in HARQ-based MANETs when LDPC coding is used



# Outline

- 1 Hybrid ARQ at IP level with imperfect feedback
- 2 Resource allocation in HARQ-based mobile ad hoc networks
- 3 Resource allocation for HARQ with finite-length Gaussian codes
- 4 Resource allocation for HARQ with practical MCS**

# PHY layer abstraction

# PHY layer abstraction

## Goodput expression

$$\eta_k(\gamma_k, E_k) = \gamma_k m_k R_k (1 - P_k(G_k E_k))$$

where  $P_k(\text{SNR}) = g_{m_k, R_k}(\text{SNR})$  is the PHY level PER

# PHY layer abstraction

## Goodput expression

$$\eta_k(\gamma_k, E_k) = \gamma_k m_k R_k (1 - P_k(G_k E_k))$$

where  $P_k(\text{SNR}) = g_{m_k, R_k}(\text{SNR})$  is the PHY level PER

## PER expression

Results are valid for any MCS admitting a parametric PER modelling

# PHY layer abstraction

## Goodput expression

$$\eta_k(\gamma_k, E_k) = \gamma_k m_k R_k (1 - P_k(G_k E_k))$$

where  $P_k(\text{SNR}) = g_{m_k, R_k}(\text{SNR})$  is the PHY level PER

## PER expression

Results are valid for any MCS admitting a parametric PER modelling

## Example for simulations

- $M$ -QAM ( $m = \log_2(M)$  bits/symb) + Rate- $R$  convolutional code
- Increase diversity to  $d_{\min}$   
 $\Rightarrow$  Frequency Hopping (FH) + Bit Interleaved Coded Modulation (BICM)
- PER:  $P_k(\text{SNR}) \propto \text{SNR}^{-d_{\min}}$

# Optimization problem 1: rate constrained

$$\min_{(\gamma, E)} \sum_{k=1}^K \gamma_k E_k \quad \text{s.t.} \quad \eta_k(\gamma_k, E_k) \geq \eta_k^{(0)}, \forall k$$
$$\sum_{k=1}^K \gamma_k \leq 1$$
$$\gamma_k \geq 0, E_k \geq 0, \forall k$$

# Optimization problem 1: rate constrained

$$\min_{(\gamma, E)} \sum_{k=1}^K \gamma_k E_k \quad \text{s.t.} \quad \eta_k(\gamma_k, E_k) \geq \eta_k^{(0)}, \forall k$$

$$\sum_{k=1}^K \gamma_k \leq 1$$

$$\gamma_k \geq 0, E_k \geq 0, \forall k$$

Rewritten using  $Q_k = \gamma_k E_k$ :

$$\min_{(\gamma, Q)} \sum_{k=1}^K Q_k \quad \text{s.t.} \quad \gamma_k m_k R_k (1 - P_k(G_k Q_k / \gamma_k)) \geq \eta_k^{(0)}, \forall k$$

$$\sum_{k=1}^K \gamma_k \leq 1$$

$$\gamma_k \geq 0, Q_k \geq 0, \forall k$$

## Problem 1: Results

A solution exists if, and only if,  $\sum_{k=1}^K \eta_k^{(0)} / (m_k R_k) < 1$



## Problem 1: Results

A solution exists if, and only if,  $\sum_{k=1}^K \eta_k^{(0)} / (m_k R_k) < 1$

### Power and bandwidth allocation

- We prove that the problem is convex in  $(\gamma, \mathbf{Q})$   
(assuming the PER are convex functions of the SNR)
- Optimal solutions have been exhibited in closed-form (from KKT) given  $\text{mcs}_k = (m_k, R_k)$

# Problem 1: Results

A solution exists if, and only if,  $\sum_{k=1}^K \eta_k^{(0)} / (m_k R_k) < 1$

## Power and bandwidth allocation

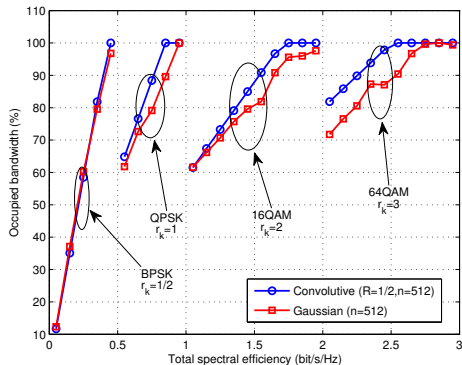
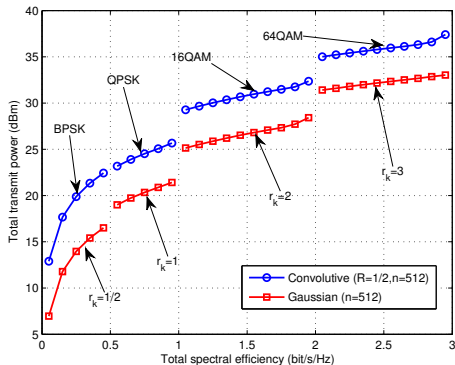
- We prove that the problem is convex in  $(\gamma, \mathbf{Q})$  (assuming the PER are convex functions of the SNR)
- Optimal solutions have been exhibited in closed-form (from KKT) given  $\mathbf{mcs}_k = (m_k, R_k)$

## MCS selection

- $(\gamma^*, \mathbf{Q}^*) = \arg \min_{(\gamma, \mathbf{Q})} Q_T(\mathbf{mcs})$
- $\mathbf{mcs} \in \mathcal{M}^K \times \mathcal{R}^K \Rightarrow$  Combinatorial Problem
- Greedy heuristic:
  - Modify MCS user by user:  $\mathbf{mcs}^{(k)}$
  - Select  $k^* = \arg \min_k Q_T(\mathbf{mcs}^{(k)})$
  - Update MCS if  $Q_T(\mathbf{mcs}^{(k^*)}) < Q_T^*$

# Gap to optimal coding of length $n = 512$

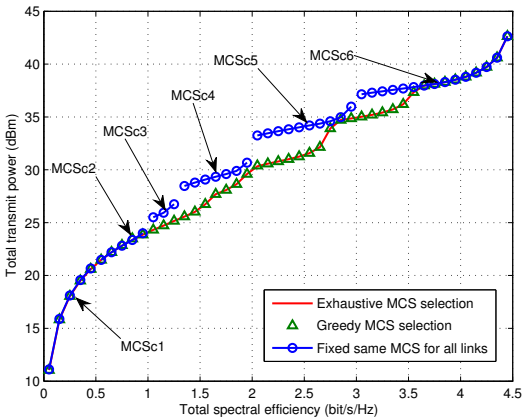
$$K = 2, G_1 = 10 \text{ dB}, G_2 = 30 \text{ dB}, R_k = 1/2$$



## Remarks

- QAM + CC near 4 dB from Gaussian codes
- Same bandwidth saving behavior

# MCS selection based on the optimal power/bandwidth policy



## Simulation:

- $K = 4$  links
- Free-space path loss
- Random distances in  $[50, 1000]$  m

MCS name	MCS1	MCS2	MCS3	MCS4	MCS5	MCS6
$m$	1	2	2	4	6	6
$R$	1/2	1/2	2/3	1/2	1/2	3/4
max bit/s/Hz	0.5	1	1.33	2	3	4.5

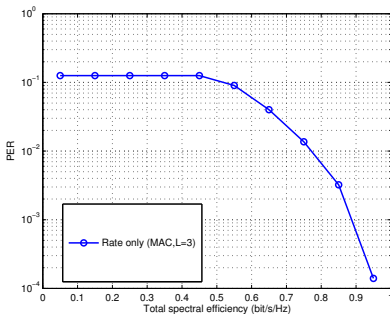
# Optimization problem 2: rate + PER constrained

## Problem 1: rate only

$$\min_{(\gamma, \mathbf{Q})} \sum_{k=1}^K Q_k \quad \text{s.t.} \quad \eta_k(\gamma_k, Q_k) \geq \eta_k^{(0)}, \forall k$$

$$\sum_{k=1}^K \gamma_k \leq 1$$

$$\gamma_k \geq 0, Q_k \geq 0, \forall k$$



# Optimization problem 2: rate + PER constrained

Problem 1: rate only

$$\min_{(\gamma, \mathbf{Q})} \sum_{k=1}^K Q_k \quad \text{s.t.} \quad \eta_k(\gamma_k, Q_k) \geq \eta_k^{(0)}, \forall k$$

$$\sum_{k=1}^K \gamma_k \leq 1$$

$$\gamma_k \geq 0, Q_k \geq 0, \forall k$$

PER constraint added:

$$\min_{(\gamma, \mathbf{Q})} \sum_{k=1}^K Q_k \quad \text{s.t.} \quad \eta_k(\gamma_k, Q_k) \geq \eta_k^{(0)}, \forall k$$

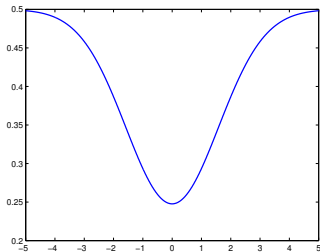
$$P_k(Q_k/\gamma_k) \leq P_k^{(0)}, \forall k$$

$$\sum_{k=1}^K \gamma_k \leq 1$$

$$\gamma_k \geq 0, Q_k \geq 0, \forall k$$

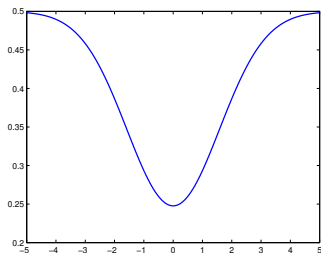
## Problem 2: Results

- $P_k$  is a quasi-convex function of  $(\gamma_k, Q_k)$



## Problem 2: Results

- $P_k$  is a quasi-convex function of  $(\gamma_k, Q_k)$

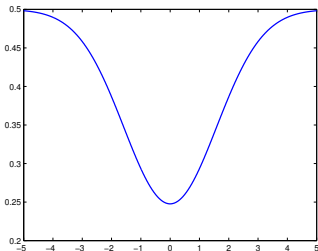


- KKT are optimal [lasserre'10]  
⇒ We extracted the optimal algorithm, but it is  $O(2^{K-1})\dots$



## Problem 2: Results

- $P_k$  is a quasi-convex function of  $(\gamma_k, Q_k)$

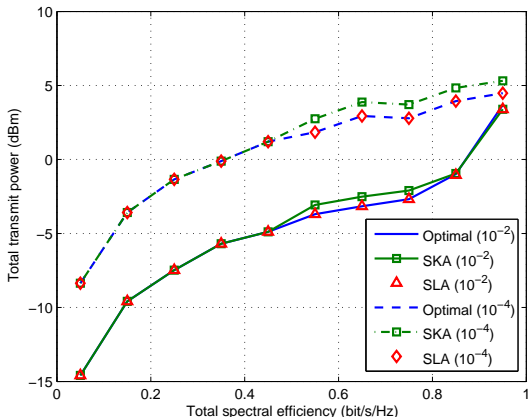


- KKT are optimal [lasserre'10]  
⇒ We extracted the optimal algorithm, but it is  $O(2^{K-1})\dots$

### Two suboptimal approaches

- Suboptimal KKT resolution (SKA)
- Suboptimal alternate directional descent ⇒ Linear Program (SLA)

## Problem 2: Numerical Results (1/2)



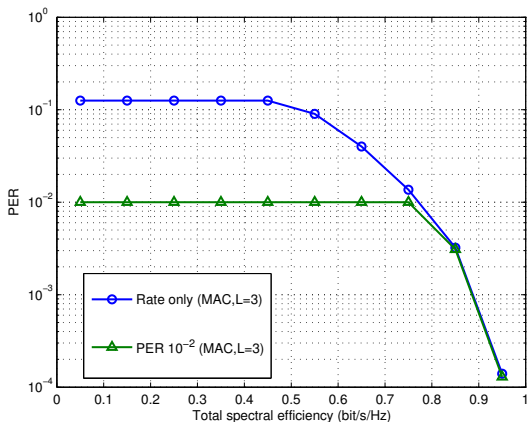
### Simulation:

- $K = 4$  links
- Free-space path loss
- Random distances in  $[50, 1000]$  m
- Uncoded packets of 128 bits
- BPSK

### Remark

SLA offers almost the same performance as KKT

## Problem 2: Numerical Results (2/2)



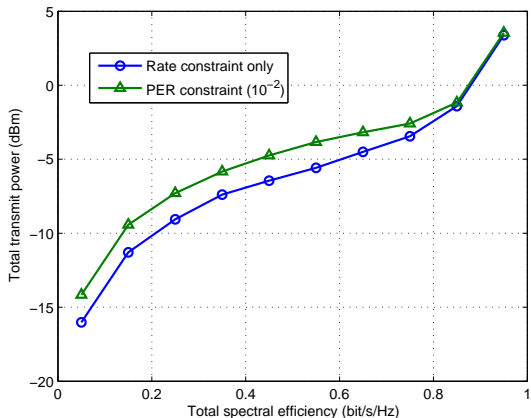
### Simulation:

- $K = 4$  links
- Free-space path loss
- Random distances in  $[50, 1000]$  m
- Uncoded packets of 128 bits
- BPSK
- $L = 3$

### Remark

- No PER control after allocation defined by Problem 1

## Problem 2: Numerical Results (2/2)



### Simulation:

- $K = 4$  links
- Free-space path loss
- Random distances in  $[50, 1000]$  m
- Uncoded packets of 128 bits
- BPSK
- $L = 3$

### Remark

- No PER control after allocation defined by Problem 1
- Constraining the PER to  $10^{-2}$  adds an energy cost of about 2 dB

# Optimization problem 3: rate + delay constrained

Problem 1: rate only

$$\min_{(\gamma, E)} \sum_{k=1}^K \gamma_k E_k \quad \text{s.t.} \quad \eta_k(\gamma_k, E_k) \geq \eta_k^{(0)}, \forall k$$

$$\sum_{k=1}^K \gamma_k \leq 1$$

$$\gamma_k \geq 0, E_k \geq 0, \forall k$$

# Optimization problem 3: rate + delay constrained

## Problem 1: rate only

$$\min_{(\gamma, \mathbf{E})} \sum_{k=1}^K \gamma_k E_k \quad \text{s.t.} \quad \eta_k(\gamma_k, E_k) \geq \eta_k^{(0)}, \forall k$$

$$\sum_{k=1}^K \gamma_k \leq 1$$

$$\gamma_k \geq 0, E_k \geq 0, \forall k$$

Delay constraint added:

$$\min_{(\gamma, \mathbf{E})} \sum_{k=1}^K \gamma_k E_k \quad \text{s.t.} \quad \eta_k(\gamma_k, E_k) \geq \eta_k^{(0)}, \forall k$$

$$d_k(\gamma_k, E_k) \leq d_k^{(0)}, \forall k$$

$$\sum_{k=1}^K \gamma_k \leq 1$$

$$\gamma_k \geq 0, E_k \geq 0, \forall k$$

## Problem 3: Results

A solution exists if, and only if,  $\sum_{k=1}^K \max \left( \eta_k^{(0)} / (m_k R_k), 1 / d_k^{(0)} \right) < 1$

## Problem 3: Results

A solution exists if, and only if,  $\sum_{k=1}^K \max \left( \eta_k^{(0)} / (m_k R_k), 1/d_k^{(0)} \right) < 1$

Delay function:

$$d_k(\gamma_k, E_k) = \frac{1}{\gamma_k} \left( \frac{1}{1 - P_k(G_k E_k)} - \frac{L P_k(G_k E_k)^L}{1 - P_k(G_k E_k)^L} \right)$$

- $d_k$  is quasi-convex in  $E_k$
- $d_k$  is convex in  $\gamma_k$
- no information in joint directions



## Problem 3: Results

A solution exists if, and only if,  $\sum_{k=1}^K \max\left(\eta_k^{(0)} / (m_k R_k), 1/d_k^{(0)}\right) < 1$

Delay function:

$$d_k(\gamma_k, E_k) = \frac{1}{\gamma_k} \left( \frac{1}{1 - P_k(G_k E_k)} - \frac{L P_k(G_k E_k)^L}{1 - P_k(G_k E_k)^L} \right)$$

- $d_k$  is quasi-convex in  $E_k$
- $d_k$  is convex in  $\gamma_k$
- no information in joint directions

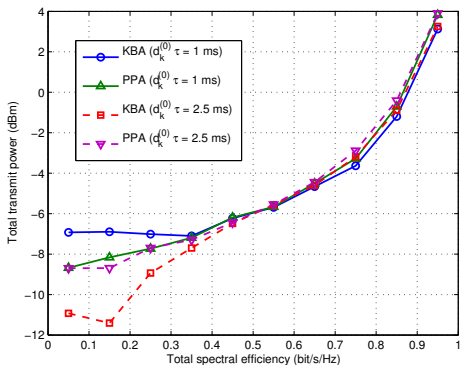
### KKT-based algorithm (KBA)

The KKT have been efficiently solved, but no optimality theorem for the designed algorithm

### Ping-Pong algorithm (PPA)

Suboptimal algorithm that optimizes alternately in both directions (quasi-convex objective)

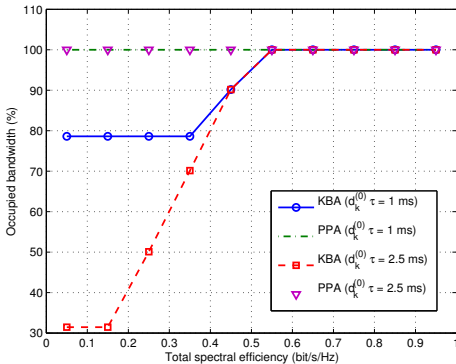
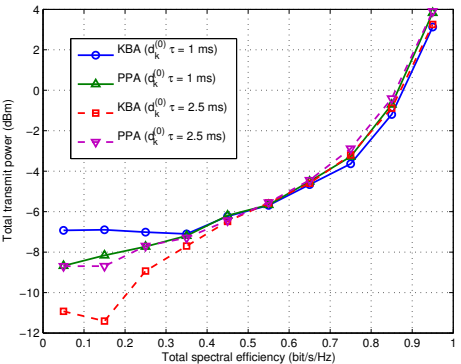
## Problem 3: Numerical Results



### Remarks

- KBA is optimal when the delay constraint is strictly satisfied

# Problem 3: Numerical Results



## Remarks

- KBA is optimal when the delay constraint is strictly satisfied
- PPA fills the bandwidth, KBA saves it

# Conclusions

# Conclusions

## HARQ at IP level with imperfect feedback

- Definition of RCS, which generalizes the existing cross-layer scheme

# Conclusions

## HARQ at IP level with imperfect feedback

- Definition of RCS, which generalizes the existing cross-layer scheme
- Closed-form expressions of PER, delay, efficiency for RCS with imperfect feedback

# Conclusions

## HARQ at IP level with imperfect feedback

- Definition of RCS, which generalizes the existing cross-layer scheme
- Closed-form expressions of PER, delay, efficiency for RCS with imperfect feedback
- Choice of  $L^{(0)}$  in RCS offers a trade-off from cross-layer gain to robustness against imperfect feedback

# Conclusions

## HARQ at IP level with imperfect feedback

- Definition of RCS, which generalizes the existing cross-layer scheme
- Closed-form expressions of PER, delay, efficiency for RCS with imperfect feedback
- Choice of  $L^{(0)}$  in RCS offers a trade-off from cross-layer gain to robustness against imperfect feedback

## Resource allocation in HARQ-based MANETs

- General frameworks for multiuser power/bandwidth allocation in Type-I HARQ-based MANETs with statistical CSI



# Conclusions

## HARQ at IP level with imperfect feedback

- Definition of RCS, which generalizes the existing cross-layer scheme
- Closed-form expressions of PER, delay, efficiency for RCS with imperfect feedback
- Choice of  $\mathbf{L}^{(0)}$  in RCS offers a trade-off from cross-layer gain to robustness against imperfect feedback

## Resource allocation in HARQ-based MANETs

- General frameworks for multiuser power/bandwidth allocation in Type-I HARQ-based MANETs with statistical CSI
- Different QoS: rate, PER, delay

# Conclusions

## HARQ at IP level with imperfect feedback

- Definition of RCS, which generalizes the existing cross-layer scheme
- Closed-form expressions of PER, delay, efficiency for RCS with imperfect feedback
- Choice of  $L^{(0)}$  in RCS offers a trade-off from cross-layer gain to robustness against imperfect feedback

## Resource allocation in HARQ-based MANETs

- General frameworks for multiuser power/bandwidth allocation in Type-I HARQ-based MANETs with statistical CSI
- Different QoS: rate, PER, delay
- Finite-length Gaussian codes  $\Rightarrow$  powerful FEC (LDPC)

# Conclusions

## HARQ at IP level with imperfect feedback

- Definition of RCS, which generalizes the existing cross-layer scheme
- Closed-form expressions of PER, delay, efficiency for RCS with imperfect feedback
- Choice of  $\mathbf{L}^{(0)}$  in RCS offers a trade-off from cross-layer gain to robustness against imperfect feedback

## Resource allocation in HARQ-based MANETs

- General frameworks for multiuser power/bandwidth allocation in Type-I HARQ-based MANETs with statistical CSI
- Different QoS: rate, PER, delay
- Finite-length Gaussian codes  $\Rightarrow$  powerful FEC (LDPC)
- Practical MCS  $\Rightarrow$  noncapacity-achieving (convolutional + QAM)

# Conclusions

## HARQ at IP level with imperfect feedback

- Definition of RCS, which generalizes the existing cross-layer scheme
- Closed-form expressions of PER, delay, efficiency for RCS with imperfect feedback
- Choice of  $L^{(0)}$  in RCS offers a trade-off from cross-layer gain to robustness against imperfect feedback

## Resource allocation in HARQ-based MANETs

- General frameworks for multiuser power/bandwidth allocation in Type-I HARQ-based MANETs with statistical CSI
- Different QoS: rate, PER, delay
- Finite-length Gaussian codes  $\Rightarrow$  powerful FEC (LDPC)
- Practical MCS  $\Rightarrow$  noncapacity-achieving (convolutional + QAM)
- Efficient heuristics for MCS selection

# Thesis perspectives

# Thesis perspectives

## Short-term perspectives

- From Type-I to Type-II HARQ

# Thesis perspectives

## Short-term perspectives

- From Type-I to Type-II HARQ
- From MAC level to IP level

# Thesis perspectives

## Short-term perspectives

- From Type-I to Type-II HARQ
- From MAC level to IP level
- Practical OFDM with desynchronization



# Thesis perspectives

## Short-term perspectives

- From Type-I to Type-II HARQ
- From MAC level to IP level
- Practical OFDM with desynchronization

## Mid-term perspectives

- Extend works for outdated CSI to multiuser schemes

# Thesis perspectives

## Short-term perspectives

- From Type-I to Type-II HARQ
- From MAC level to IP level
- Practical OFDM with desynchronization

## Mid-term perspectives

- Extend works for outdated CSI to multiuser schemes
- Combine instantaneous/statistical CSI

# Thesis perspectives

## Short-term perspectives

- From Type-I to Type-II HARQ
- From MAC level to IP level
- Practical OFDM with desynchronization

## Mid-term perspectives

- Extend works for outdated CSI to multiuser schemes
- Combine instantaneous/statistical CSI

## Long-term perspectives

- Multi-criteria optimization for multiple design objectives

# Thesis perspectives

## Short-term perspectives

- From Type-I to Type-II HARQ
- From MAC level to IP level
- Practical OFDM with desynchronization

## Mid-term perspectives

- Extend works for outdated CSI to multiuser schemes
- Combine instantaneous/statistical CSI

## Long-term perspectives

- Multi-criteria optimization for multiple design objectives
- Distributed allocation to relax the need of CH

# Publications

- J1. C.J. Le Martret, A. Le Duc, S. Marcille and P. Ciblat: "Analytical performance derivation of Hybrid ARQ schemes at IP layer", *IEEE Trans. Commun.*, vol. 60, no. 5, pp. 1305-1314, May 2012.
- J2. S. Marcille, P. Ciblat, and C.J. Le Martret: "Resource Allocation for Type-I HARQ based Wireless Ad Hoc Networks", *IEEE Wireless Commun. Lett.*, vol. 1, no. 6, pp. 597-600, December 2012.
- C1. S. Marcille, P. Ciblat, and C.J. Le Martret: "Early-Drop based Hybrid ARQ in a Cross-layer context", *IEEE PIMRC*, September 2011.
- C2. S. Marcille, P. Ciblat, and C.J. Le Martret: "Performance computation of cross-layer Hybrid ARQ schemes at IP layer in the presence of corrupted acknowledgments", *IEEE IWCLD*, December 2011.
- C3. S. Marcille, P. Ciblat, and C.J. Le Martret: "Stop-and-Wait Hybrid ARQ performance at IP level under imperfect feedback", *IEEE VTC Fall*, September 2012.
- C4. S. Marcille, P. Ciblat, and C.J. Le Martret: "Optimal resource allocation in HARQ-based OFDMA wireless networks", *IEEE MILCOM*, October 2012.
- C5. S. Marcille, P. Ciblat, and C.J. Le Martret: "A robust cross-layer HARQ scheme for imperfect feedback context", *Asilomar Conference*, November 2012.
- C6. S. Marcille, P. Ciblat, and C.J. Le Martret: "On OFDMA resource allocation for delay constrained HARQ systems", *Asilomar Conference*, November 2012.
- P1. S. Marcille, C.J. Le Martret, P. Ciblat: "Procédé de retransmission de paquets fragmentés", Patent no. 11/03948.