

# Vehicle Sharing Systems Pricing Optimization

Optimisation des systèmes de véhicules en libre service  
par la tarification

**Ariel Waserhole**



**Rhône-Alpes** Région

*Travaux encadrés par*

N. Brauner (professeur UJF)

V. Jost (chargé de recherche CNRS)

*Présentés devant*

L.-M. Rousseau (Polytechnique Montréal)

T. Raviv (Tel Aviv University)

F. Meunier (ENPC Paris)

F. Gardi (Bouygues Paris)

# One-way Vehicle Sharing Systems (VSS)

## Bike Sharing Systems

e.g. Vélib' Paris (2007)

### Protocol

1. Take a bike at a station
2. Use it
3. Return it to the chosen station

In more than 400 cities !



# One-way Vehicle Sharing Systems (VSS)

## Bike Sharing Systems

e.g. Vélib' Paris (2007)

### Protocol

1. Take a bike at a station
2. Use it
3. Return it to the chosen station

In more than 400 cities !



## Car Sharing Systems

–

Same protocol

- Car2Go (2008) > 15 cities



- Autolib' Paris (dec. 2011)



## Is it really freedom?

Frequent and uncontrolled dissatisfaction

- Taking impossible (no vehicle available)
- Returning impossible (no free parking spot)



## Is it really freedom?

Frequent and uncontrolled dissatisfaction

- Taking impossible (no vehicle available)
- Returning impossible (no free parking spot)

Causes

- *Gravitation* (Topography – Montmartre hill, Vélib' Paris)



## Is it really freedom?

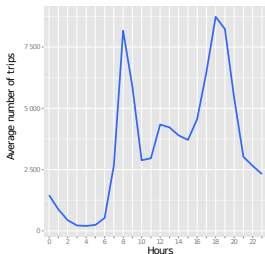
Frequent and uncontrolled dissatisfaction

- Taking impossible (no vehicle available)
- Returning impossible (no free parking spot)

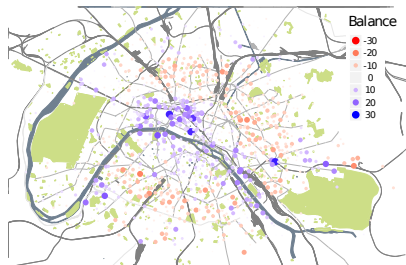
Causes

- *Gravitation* (Topography – Montmartre hill, Vélib' Paris)
- *Tides* (Home  $\leftrightarrow$  Work)

Source Côme (2012) on Vélib', Paris



A day



Spatial distribution of morning tides

## Is it really freedom?

Frequent and uncontrolled dissatisfaction

- Taking impossible (no vehicle available)
- Returning impossible (no free parking spot)

Causes

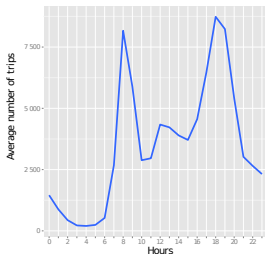
- *Gravitation* (Topography – Montmartre hill, Vélib' Paris)
- *Tides* (Home ↔ Work)

Current optimization

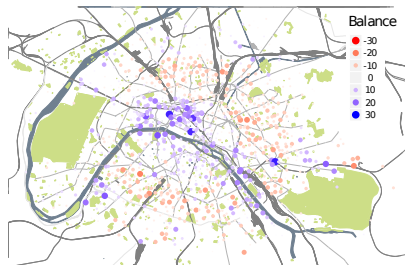
- Fleet/station sizing
- Truck redistribution

Bikes ✓, Cars ✓

Bikes ✓, ~~Cars~~



A day



Spatial distribution of morning tides

## Is it really freedom?

Frequent and uncontrolled dissatisfaction

- Taking impossible (no vehicle available)
- Returning impossible (no free parking spot)

Causes

- *Gravitation* (Topography – Montmartre hill, Vélib' Paris)
- *Tides* (Home ↔ Work)

Current optimization

- Fleet/station sizing                      Bikes ✓, Cars ✓
- Truck redistribution                      Bikes ✓, ~~Cars~~
  - Chemla, Meunier, and Wolfler Calvo (2012)
  - Raviv, Tzur, and Forma (2013)
  - Contardo, Morency, and Rousseau (2012)



## Is it really freedom?

Frequent and uncontrolled dissatisfaction

- Taking impossible (no vehicle available)
- Returning impossible (no free parking spot)

Causes

- *Gravitation* (Topography – Montmartre hill, Vélib' Paris)
- *Tides* (Home ↔ Work)

Current optimization

- Fleet/station sizing                      Bikes ✓, Cars ✓
- Truck redistribution                      Bikes ✓, ~~Cars~~
  - Chemla, Meunier, and Wolfler Calvo (2012)
  - Raviv, Tzur, and Forma (2013)
  - Contardo, Morency, and Rousseau (2012)

## Our approach - An alternative

⇒ Self regulation through incentives (pricing)                      Bikes ✓, Cars ✓

# On models' metaphysics

## Mental abstraction

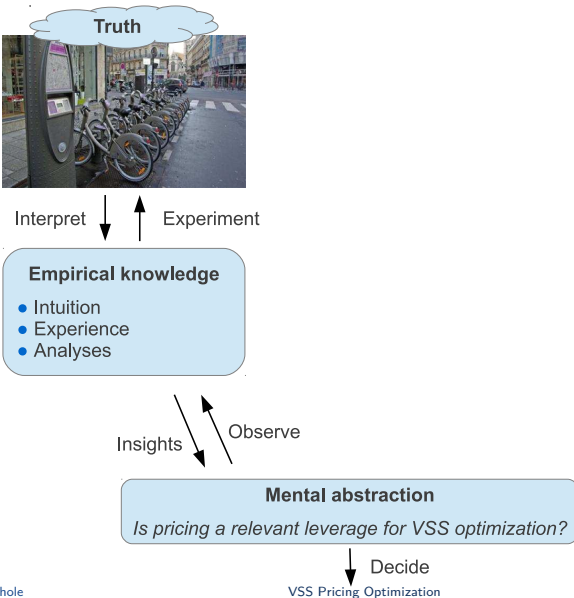
*Is pricing a relevant leverage for VSS optimization?*



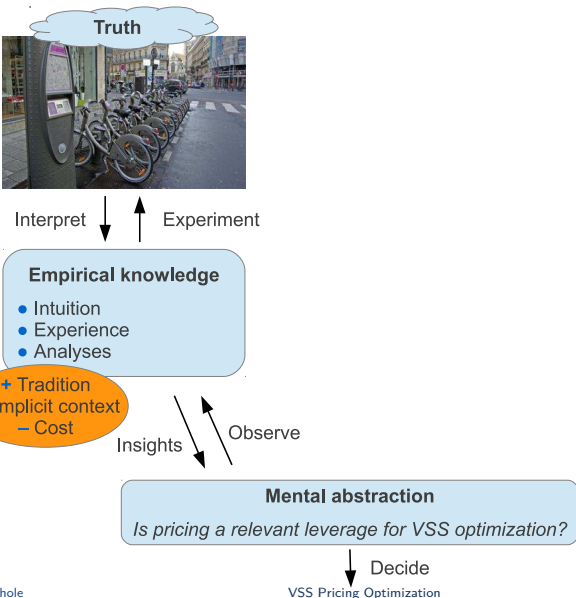
Decide

VSS Pricing Optimization

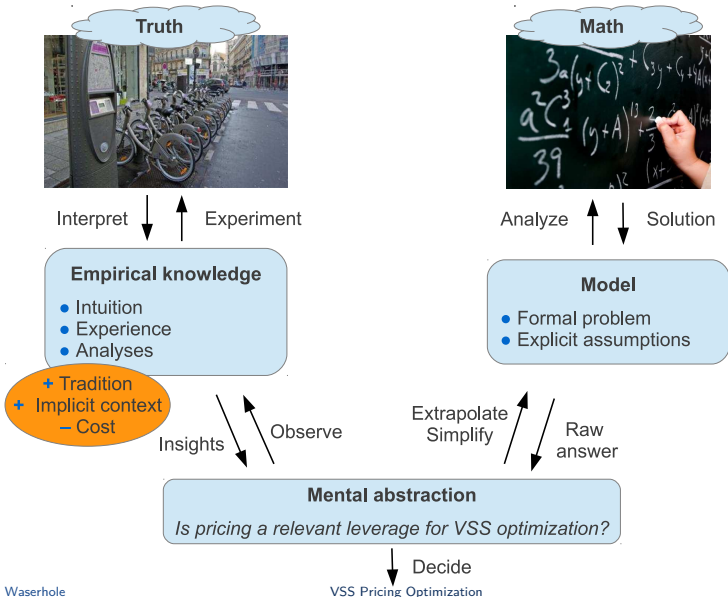
# On models' metaphysics



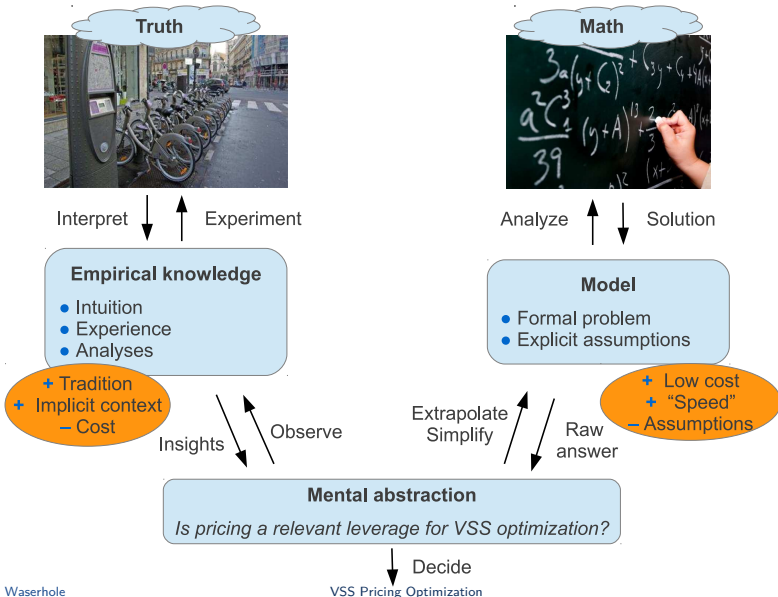
# On models' metaphysics



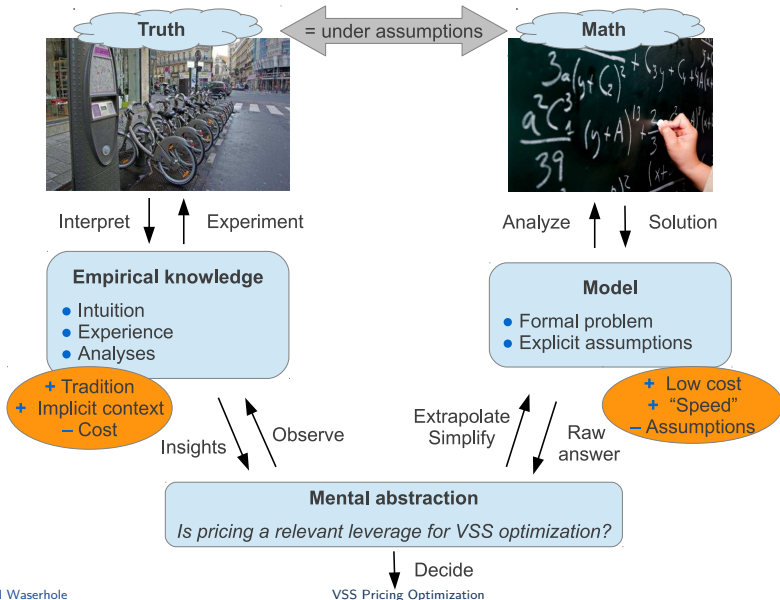
# On models' metaphysics



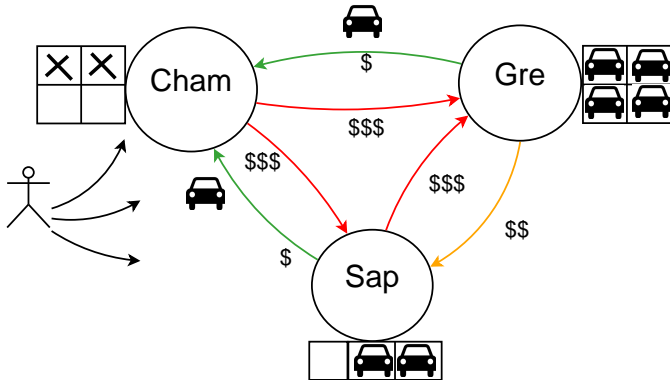
# On models' metaphysics



# On models' metaphysics



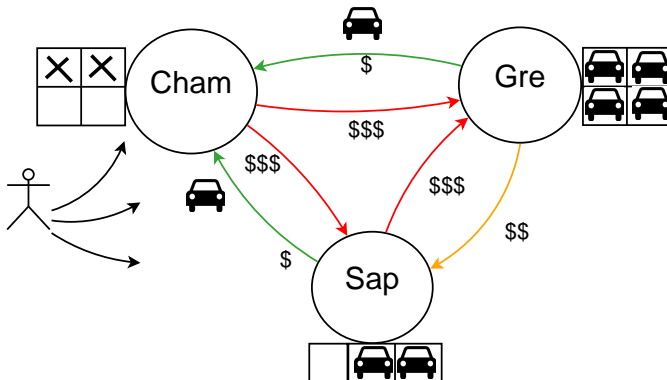
## Study assumptions



- Stochastic demand

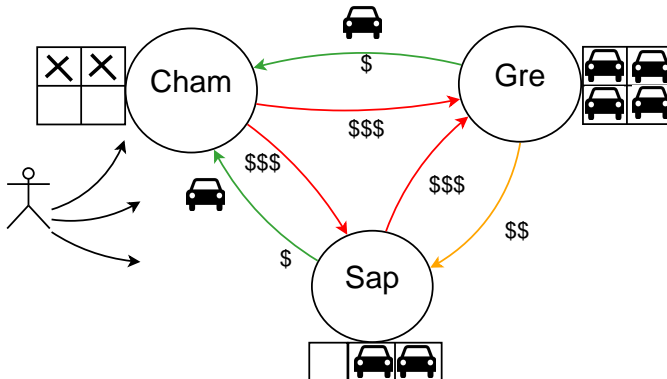


## Study assumptions



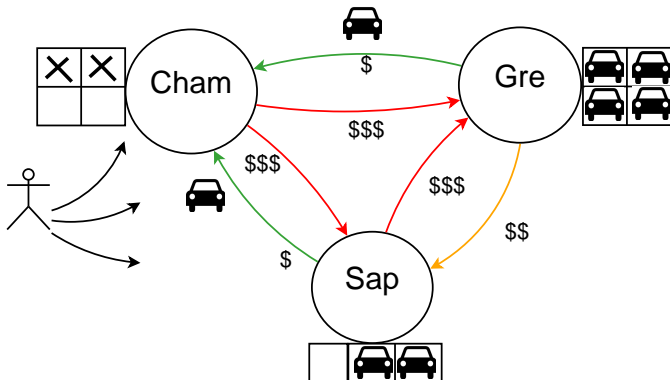
- Stochastic demand
- For a station to station trip

## Study assumptions



- Stochastic demand
- For a station to station trip
- In real-time

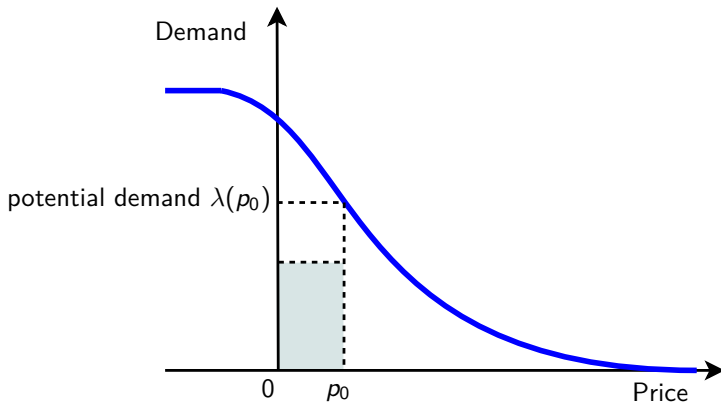
## Study assumptions



- Stochastic demand
- For a station to station trip
- In real-time
- With reservation of parking spot at destination

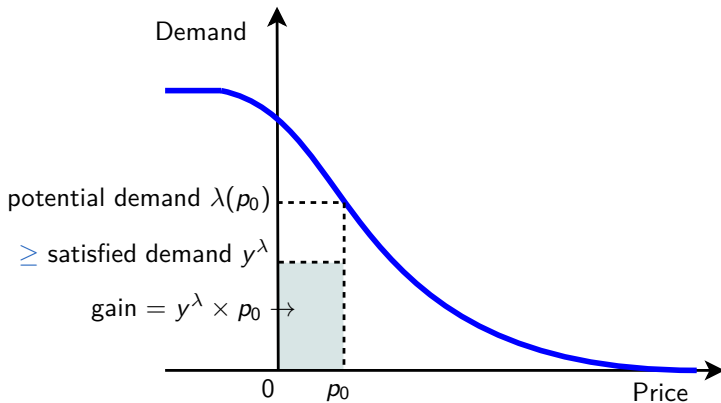
# Study assumptions

## An elastic demand



# Study assumptions

## An elastic demand



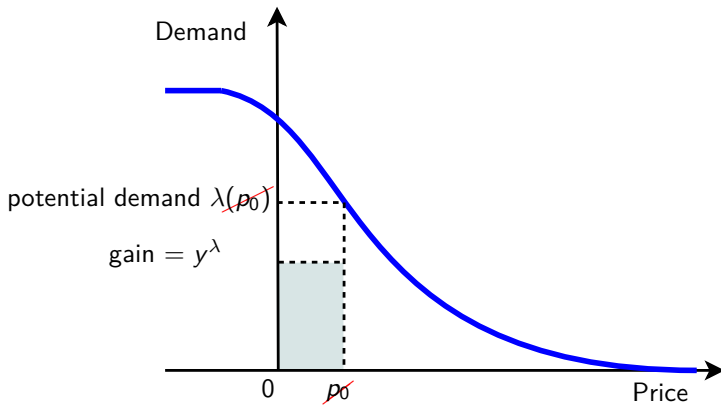
# Study assumptions

## An elastic demand

Objective: Maximize transit

→ Implicit pricing/incentive

⇒ Set demand rate  $\lambda$



# Study assumptions

## An elastic demand

Objective: Maximize transit

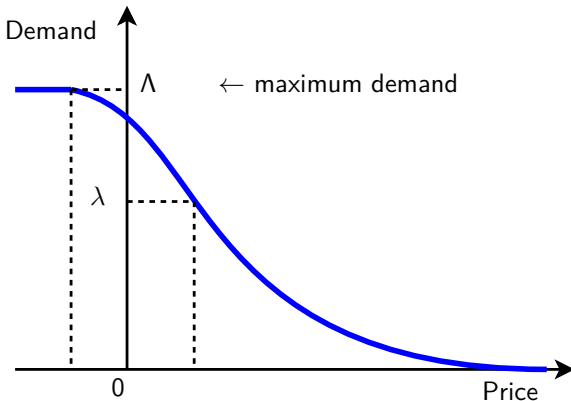
→ Implicit pricing/incentive

⇒ Set demand rate  $\lambda$

Continuous demand

- Maximum demand  $\Lambda$

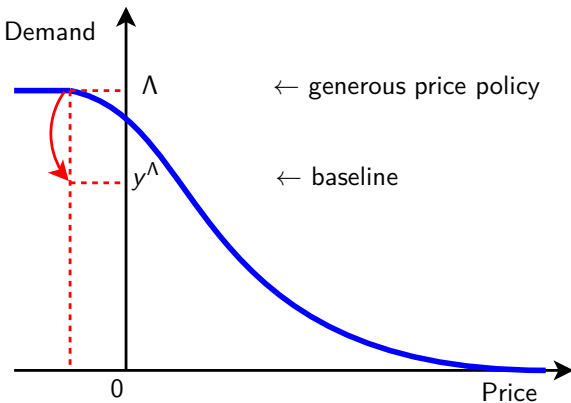
⇒ Any demand  $\lambda \in [0, \Lambda]$  reachable



# Research question

Can pricing improve on the **transit** of the generous policy?

$$\sum_{a,b} y_{a,b}^{\Lambda}$$

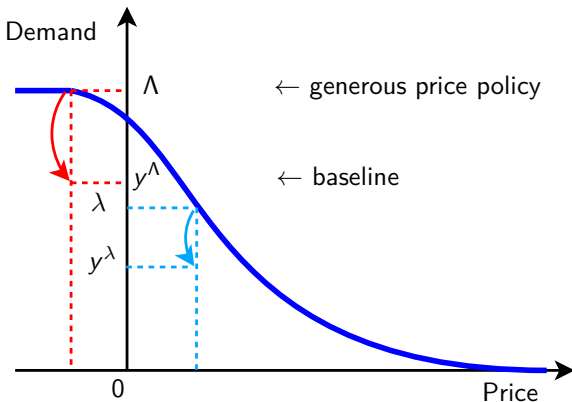




# Research question

Can pricing improve on the **transit** of the generous policy?

$\Leftrightarrow \exists ?$  pricing policy  $\lambda$  such that  $\sum_{a,b} y_{a,b}^{\lambda} > \sum_{a,b} y_{a,b}^{\Lambda}$



# VSS stochastic optimization problem

## Input

- **Time-dependent** continuous stochastic demand bounded by  $\Lambda^t$
- A fleet of  $N$  vehicles
- A set of  $M$  stations with capacity  $\mathcal{K}_a$

**Output** Set the demand (= price) on each trip  $(a, b)$  at each instant  $t$

- $\lambda_{a,b}^t \in [0, \Lambda_{a,b}^t]$

## Objective

⇒ Maximize the number of trips sold

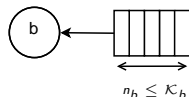
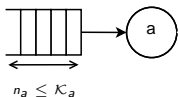
# VSS stochastic evaluation model

Closed queuing network – Finite capacities – Time-varying rates  $\lambda^t$

- $M$  stations of size  $\mathcal{K}_a$
- $N$  vehicles

# VSS stochastic evaluation model

Closed queuing network – Finite capacities – Time-varying rates  $\lambda^t$



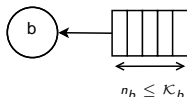
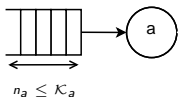
- $M$  stations of size  $\mathcal{K}_a$  (servers)
- $N$  vehicles (jobs)

(example with  $M = 2$ )

$$\left( \sum_{a \in \mathcal{M}} n_a = N \right)$$

# VSS stochastic evaluation model

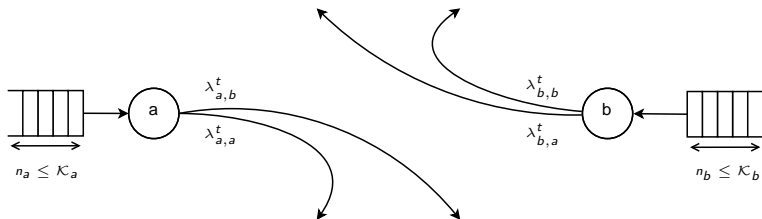
Closed queuing network – Finite capacities – Time-varying rates  $\lambda^t$



- $M$  stations of size  $K_a$  (servers) (example with  $M = 2$ )
- $N$  vehicles (jobs) ( $\sum_{a \in \mathcal{M}} n_a = N$ )
- Users arrivals following a time-dependent Poisson process  
 $\rightsquigarrow \lambda_{a,b}^t$  for trips from  $a$  to  $b$  at time-step  $t$

# VSS stochastic evaluation model

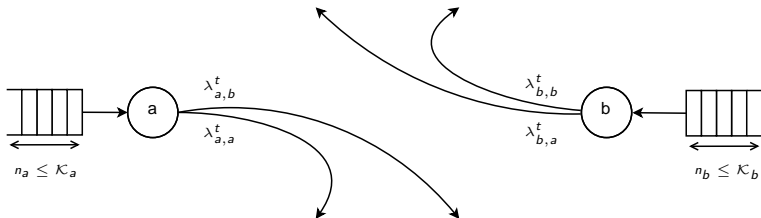
Closed queuing network – Finite capacities – Time-varying rates  $\lambda^t$



- $M$  stations of size  $K_a$  (servers) (example with  $M = 2$ )
- $N$  vehicles (jobs) ( $\sum_{a \in \mathcal{M}} n_a = N$ )
- Users arrivals following a time-dependent Poisson process  
 $\rightsquigarrow \lambda_{a,b}^t$  for trips from  $a$  to  $b$  at time-step  $t$  (service time and routing)

# VSS stochastic evaluation model

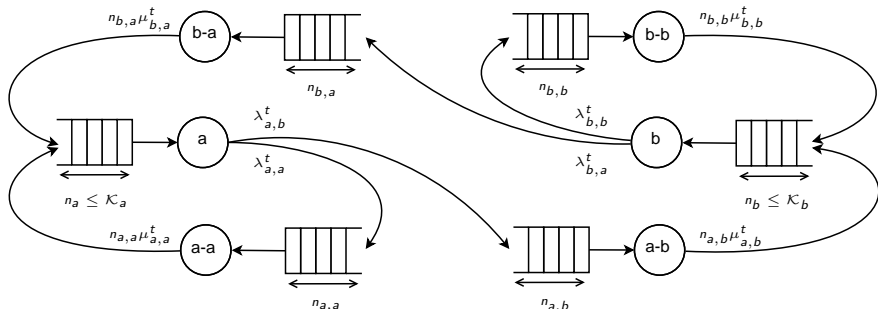
Closed queuing network – Finite capacities – Time-varying rates  $\lambda^t$



- $M$  stations of size  $\mathcal{K}_a$  (servers) (example with  $M = 2$ )
- $N$  vehicles (jobs) ( $\sum_{a \in \mathcal{M}} n_a = N$ )
- Users arrivals following a time-dependent Poisson process  
 $\rightsquigarrow \lambda_{a,b}^t$  for trips from  $a$  to  $b$  at time-step  $t$  (service time and routing)
- Exponential transportation time of mean  $\mu_{a,b}^t^{-1}$

## VSS stochastic evaluation model

Closed queuing network – Finite capacities – Time-varying rates  $\lambda^t$

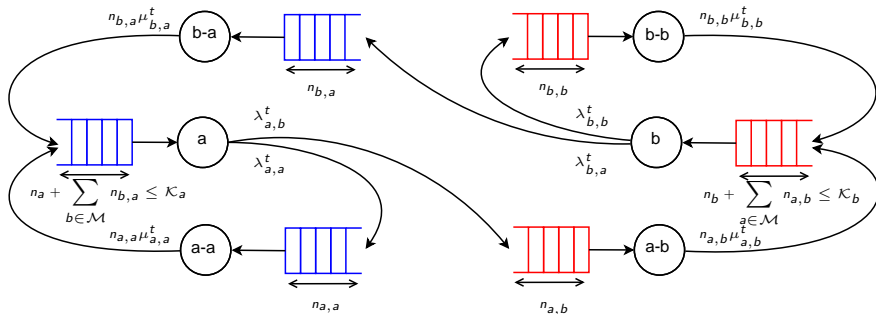


- $M$  stations of size  $K_a$  (servers) (example with  $M = 2$ )
- $N$  vehicles (jobs)  $(\sum_{a \in \mathcal{M}} n_a + \sum_{b \in \mathcal{M}} n_{a,b} = N)$
- Users arrivals following a time-dependent Poisson process  
 $\rightsquigarrow \lambda_{a,b}^t$  for trips from  $a$  to  $b$  at time-step  $t$  (service time and routing)
- Exponential transportation time of mean  $\mu_{a,b}^t^{-1}$  (infinite server  $a-b$ )



## VSS stochastic evaluation model

Closed queuing network – Finite capacities – Time-varying rates  $\lambda^t$

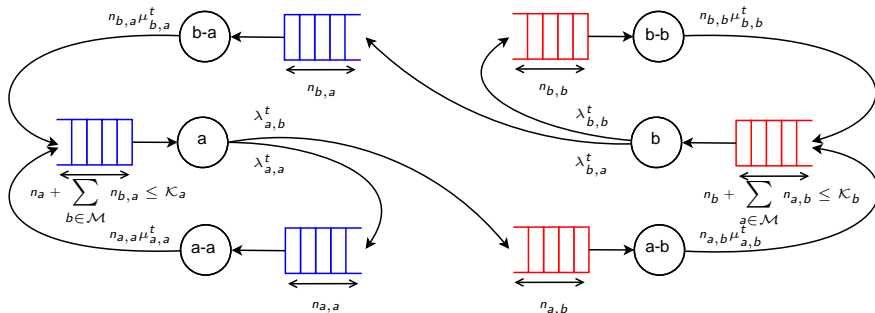


### Blocking issues

- Parking spot reservation at destination
  - *Blocking Before Service* type
  - Joint constraint on “station” and “transport” queue sizes

## VSS stochastic evaluation model

Closed queuing network – Finite capacities – Time-varying rates  $\lambda^t$

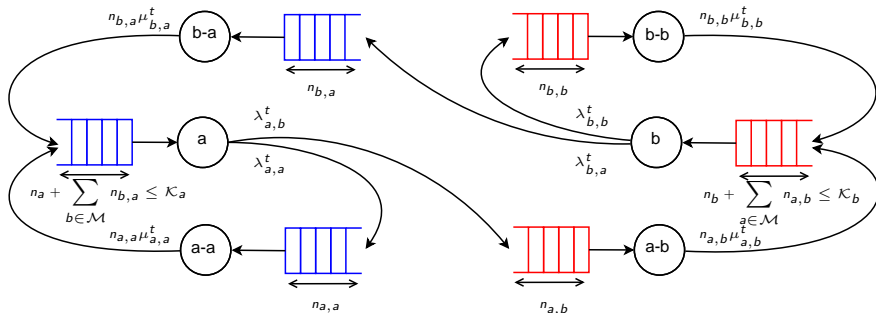


### State of the art – Another optimization: Fleet sizing

- Only fixed stationary demand  $\lambda^t = \lambda$  (**NOT** pricing)
- George and Xia (2011)
  - Infinite station capacities
- Fricker and Gast (2012)
  - Perfect cities  $\lambda_{a,b}^t = \lambda$  and  $\mu_{a,b}^t = \mu$

# VSS stochastic evaluation model

Closed queuing network – Finite capacities – Time-varying rates  $\lambda^t$



## An intractable model

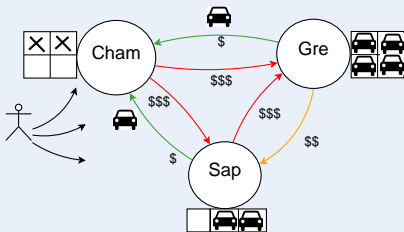
With all our assumptions

- Exact evaluation of the transit for a given demand “hard”
  - Curse of dimensionality

⇒ Easy to evaluate by simulation

# VSS pricing optimization

An “intractable” stochastic model

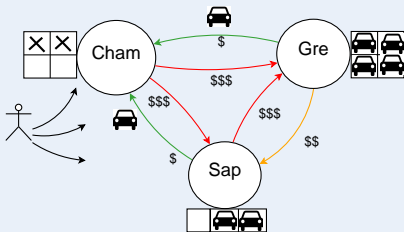


Simplified stochastic model already hard to evaluate (exactly)

*“Keep it as simple as possible but not simpler”* (A. Einstein)

# VSS pricing optimization

## An “intractable” stochastic model



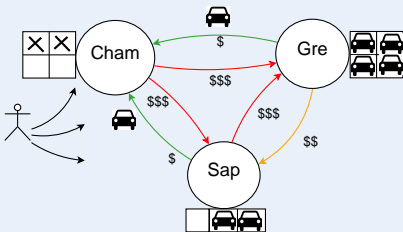
Optimization on approximations ↓↓

## “Tractable” models

	Heuristic	Upper bound	
• Simplified stoch. models	✓	✓	W. and Jost (2013a)
• Scenario-based approach	APX-hard	✓	W., Jost, and Brauner (2013b)
• Fluid approximation	✓	✓	W. and Jost (2013b)

# VSS pricing optimization

## An “intractable” stochastic model



Preliminary  
answer

Optimization on approximations ↓



↑ Evaluation by simulation

## “Tractable” models

- Simplified stoch. models
- Scenario-based approach
- Fluid approximation

Heuristic

✓  
APX-hard  
✓

Upper bound

✓  
✓  
✓

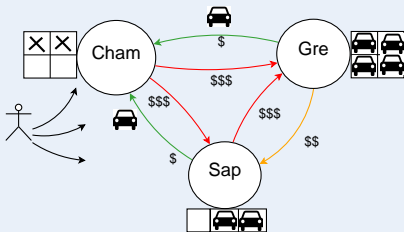
W. and Jost (2013a)

W., Jost, and Brauner (2013b)

W. and Jost (2013b)

# VSS pricing optimization

## (1) An “intractable” stochastic model



⇒ (6) Preliminary answer

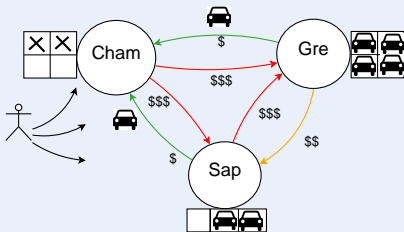
Optimization on approximations ↓ (5) Evaluation by simulation

### “Tractable” models

	Heuristic	Upper bound	
(2) Simplified stoch. models	✓	✓	W. and Jost (2013a)
(3) Scenario-based approach	APX-hard	✓	W., Jost, and Brauner (2013b)
(4) Fluid approximation	✓	✓	W. and Jost (2013b)

# VSS pricing optimization

An “intractable” stochastic model



⇒ (6) Preliminary answer

Optimization on approximations ↓ ↑ (5) Evaluation by simulation

“Tractable” models

	Heuristic	Upper bound	
(2) Simplified stoch. models	✓	✓	W. and Jost (2013a)
(3) Scenario-based approach	APX-hard	✓	W., Jost, and Brauner (2013b)
(4) Fluid approximation	✓	✓	W. and Jost (2013b)

• Decomposable MDP      Exact Solution      W., Gayon, and Jost (2013a)



# Looking for “tractable” solution methods

## 1. Simplified stochastic model

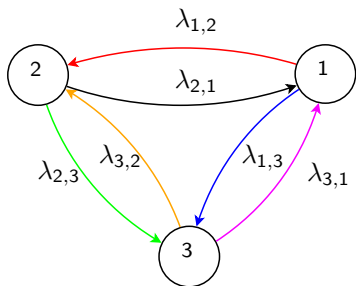
- No station capacity and no time-varying demand  
as in [George and Xia \(2011\)](#) + no transportation times
- Evaluate exactly a pricing policy
- ⇒ “Feel” stochastic optimization

## 2. Scenario based approach

## 3. Fluid approximation

# Stochastic optimization of a simplified model

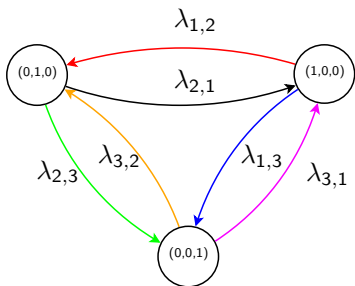
Null transportation times, stationary demand ( $\lambda^t = \lambda$ ), infinite station capacity ( $\mathcal{K} = \infty$ )



Demand graph,  $M = 3$  stations

# Stochastic optimization of a simplified model

Null transportation times, stationary demand ( $\lambda^t = \lambda$ ), infinite station capacity ( $\mathcal{K} = \infty$ )



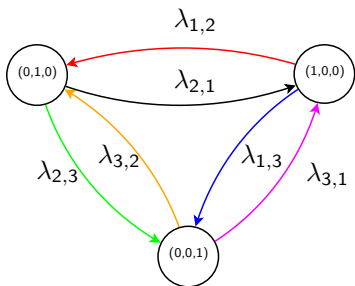
State graph,  $M = 3$ ,  $N = 1$  vehicle

Evaluation: a Continuous-Time Markov Chain (CTMC)

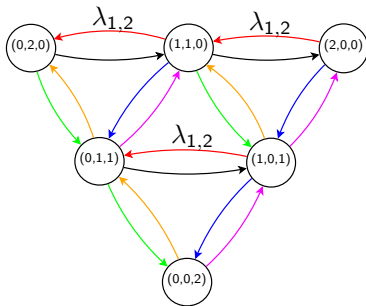
- State:  $(n_1, \dots, n_M)$ ,  $\sum n_a = N$
- $n_a$ : number of vehicles in station  $a$

# Stochastic optimization of a simplified model

Null transportation times, stationary demand ( $\lambda^t = \lambda$ ), infinite station capacity ( $\mathcal{K} = \infty$ )



State graph,  $M = 3$ ,  $N = 1$  vehicle



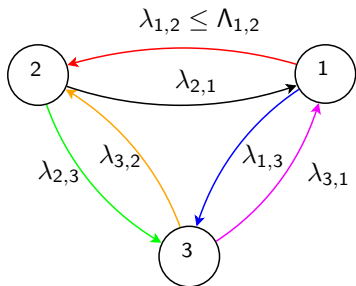
State graph,  $M = 3$  stations,  $N = 2$  vehicles

Evaluation: a Continuous-Time Markov Chain (CTMC)

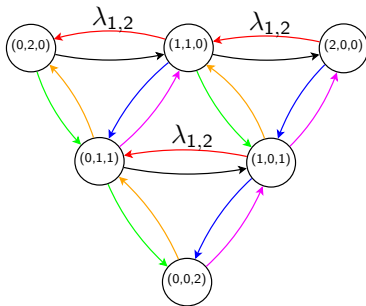
- State:  $(n_1, \dots, n_M)$ ,  $\sum n_a = N$
  - $n_a$ : number of vehicles in station  $a$
- State graph of exponential size:  $|\mathcal{S}| = \binom{N+M-1}{N}$  states

# Stochastic optimization of a simplified model

Null transportation times, stationary demand ( $\lambda^t = \lambda$ ), infinite station capacity ( $\mathcal{K} = \infty$ )



Demand graph,  $M = 3$  stations

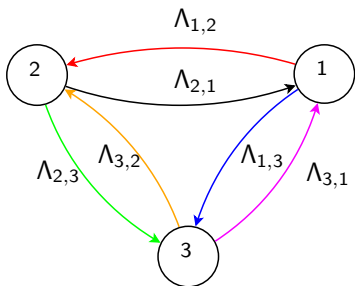


State graph,  $M = 3$  stations,  $N = 2$  vehicles

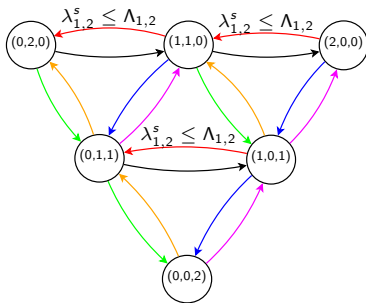
- Static policy
  - = Not state dependent
  - Decisions on the demand graph

# Stochastic optimization of a simplified model

Null transportation times, stationary demand ( $\lambda^t = \lambda$ ), infinite station capacity ( $\mathcal{K} = \infty$ )



Demand graph,  $M = 3$  stations



State graph,  $M = 3$  stations,  $N = 2$  vehicles

- Static policy

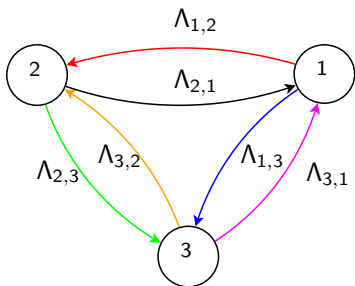
- = Not state dependent
  - Decisions on the demand graph

- Dynamic policy

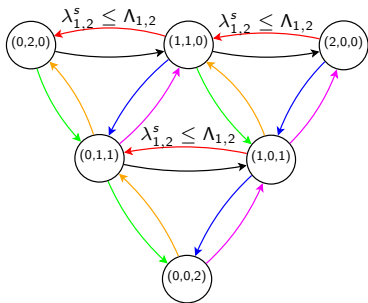
- = State dependent
  - Decisions on the state graph

# Stochastic optimization of a simplified model

Null transportation times, stationary demand ( $\lambda^t = \lambda$ ), infinite station capacity ( $\mathcal{K} = \infty$ )



Demand graph,  $M = 3$  stations



State graph,  $M = 3$  stations,  $N = 2$  vehicles

- **Static policy**

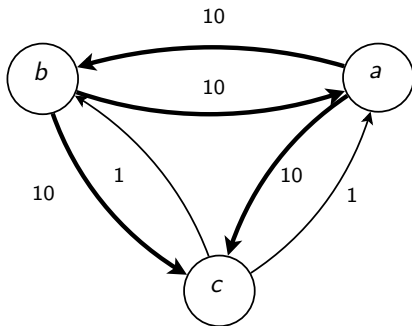
- = Not state dependent
- Decisions on the demand graph

- **Dynamic policy**

- = State dependent
- Decisions on the state graph

# Can static policies improve on the generous policy?

$N = 1$  vehicle

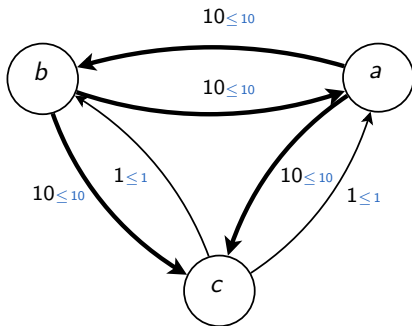


Demand graph



# Can static policies improve on the generous policy?

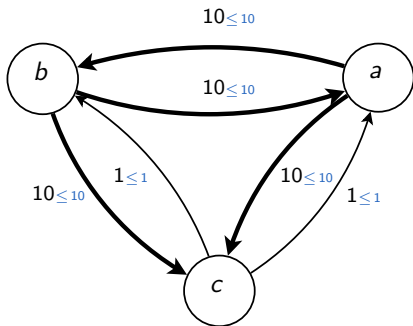
$N = 1$  vehicle



Generous policy ( $\lambda \leq \wedge$ )

# Can static policies improve on the generous policy?

$N = 1$  vehicle



Generous policy ( $\lambda \leq \wedge$ )

**Availability**

$A_a^N$ : probability to have a vehicle in station  $a$

**Transit on trip**

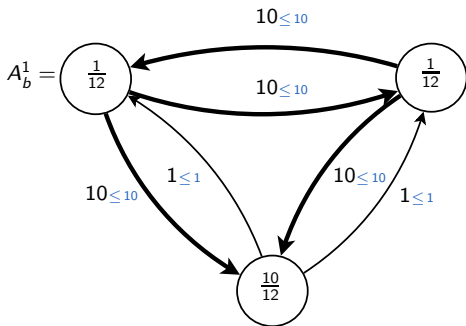
$y_{a,b} = A_a^N \lambda_{a,b}$ : expected transit for trip  $(a, b)$

**Total transit**

$$\sum_{(a,b) \in \mathcal{D}} y_{a,b}$$

# Can static policies improve on the generous policy?

$N = 1$  vehicle



Generous policy ( $\lambda \leq \wedge$ )

- Generous policy
  - 1 vehicle  $\rightarrow$  5 trips/hour

**Availability**

$A_a^N$ : probability to have a vehicle in station  $a$

**Transit on trip**

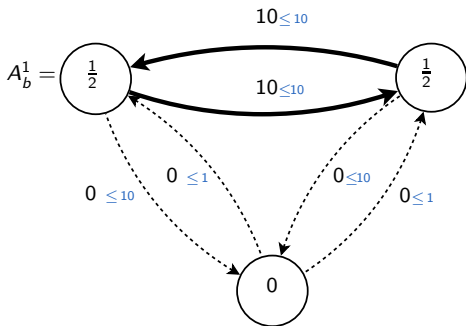
$y_{a,b} = A_a^N \lambda_{a,b}$ : expected transit for trip  $(a, b)$

**Total transit**

$$\sum_{(a,b) \in \mathcal{D}} y_{a,b}$$

# Can static policies improve on the generous policy?

$N = 1$  vehicle



Policy closing station  $c$  ( $\lambda \leq \Lambda$ )

- Generous policy
  - 1 vehicle  $\rightarrow$  5 trips/hour
- Policy closing station  $c$ 
  - 1 vehicle  $\rightarrow$  10 trips/hour

**Availability**

$A_a^N$ : probability to have a vehicle in station  $a$

**Transit on trip**

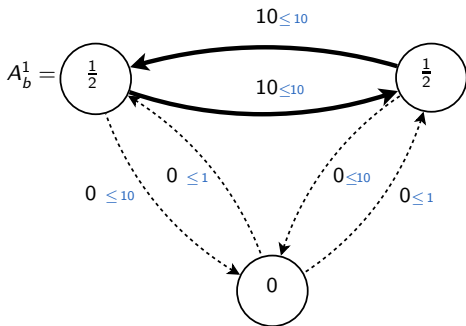
$y_{a,b} = A_a^N \lambda_{a,b}$ : expected transit for trip  $(a, b)$

**Total transit**

$$\sum_{(a,b) \in \mathcal{D}} y_{a,b}$$

# Can static policies improve on the generous policy?

$N = 1$  vehicle



Policy closing station  $c$  ( $\lambda \leq \Lambda$ )

- Generous policy
  - 1 vehicle  $\rightarrow$  5 trips/hour
  - $\Rightarrow \infty$  vehicles  $\rightarrow$  dominant?
- Policy closing station  $c$ 
  - 1 vehicle  $\rightarrow$  10 trips/hour
  - $\Rightarrow$  **Optimal policy**  $\forall N$ ?

**Availability**

$A_a^N$ : probability to have a vehicle in station  $a$

**Transit on trip**

$y_{a,b} = A_a^N \lambda_{a,b}$ : expected transit for trip  $(a, b)$

**Total transit**

$$\sum_{(a,b) \in \mathcal{D}} y_{a,b}$$

# Optimizing static policies

Exact optimization for  $N$  vehicles

$A_a^N$ : probability to have a vehicle in station  $a$

$y_{a,b}$ : expected transit for trip  $(a, b)$  with demand  $\lambda_{a,b}$

**Maximize**  $\sum_{(a,b) \in \mathcal{D}} y_{a,b}$  (Expected flow)

# Optimizing static policies

Exact optimization for  $N$  vehicles

$A_a^N$ : probability to have a vehicle in station  $a$

$y_{a,b}$ : expected transit for trip  $(a, b)$  with demand  $\lambda_{a,b}$

Maximize  $\sum_{(a,b) \in \mathcal{D}} y_{a,b}$  (Expected flow)

s.t.  $\sum_{(a,b) \in \mathcal{D}} y_{a,b} = \sum_{(b,a) \in \mathcal{D}} y_{b,a} \quad \forall a \in \mathcal{M}$  (Flow conservation)

$y_{a,b} = A_a^N \lambda_{a,b} \quad \forall (a, b) \in \mathcal{D}$  (Satisfied demand)

# Optimizing static policies

Exact optimization for  $N$  vehicles

$A_a^N$ : probability to have a vehicle in station  $a$

$y_{a,b}$ : expected transit for trip  $(a, b)$  with demand  $\lambda_{a,b}$

Maximize  $\sum_{(a,b) \in \mathcal{D}} y_{a,b}$  (Expected flow)

s.t.  $\sum_{(a,b) \in \mathcal{D}} y_{a,b} = \sum_{(b,a) \in \mathcal{D}} y_{b,a} \quad \forall a \in \mathcal{M}$  (Flow conservation)

$y_{a,b} = A_a^N \lambda_{a,b} \quad \forall (a, b) \in \mathcal{D}$  (Satisfied demand)

$0 \leq A_a^N \leq 1 \quad \forall a \in \mathcal{M}$  (Probability)

$A^N \in \mathcal{A}^N$  (Admissible Proba)



# Optimizing static policies

Exact optimization for  $N$  vehicles

$A_a^N$ : probability to have a vehicle in station  $a$

$y_{a,b}$ : expected transit for trip  $(a, b)$  with demand  $\lambda_{a,b}$

Maximize  $\sum_{(a,b) \in \mathcal{D}} y_{a,b}$  (Expected flow)

s.t.  $\sum_{(a,b) \in \mathcal{D}} y_{a,b} = \sum_{(b,a) \in \mathcal{D}} y_{b,a} \quad \forall a \in \mathcal{M}$  (Flow conservation)

$y_{a,b} = A_a^N \lambda_{a,b} \quad \forall (a, b) \in \mathcal{D}$  (Satisfied demand)

$0 \leq A_a^N \leq 1 \quad \forall a \in \mathcal{M}$  (Probability)

$A^N \in \mathcal{A}^N$  (Admissible Proba)

$0 \leq \lambda_{a,b} \leq \Lambda_{a,b} \quad \forall (a, b) \in \mathcal{D}$  (Max Demand)

# Optimizing static policies

Exact optimization for  $N$  vehicles

$A_a^N$ : probability to have a vehicle in station  $a$

$y_{a,b}$ : expected transit for trip  $(a, b)$  with demand  $\lambda_{a,b}$

$$\text{Maximize } \sum_{(a,b) \in \mathcal{D}} y_{a,b} \quad (\text{Expected flow})$$

$$\text{s.t. } \sum_{(a,b) \in \mathcal{D}} y_{a,b} = \sum_{(b,a) \in \mathcal{D}} y_{b,a} \quad \forall a \in \mathcal{M} \quad (\text{Flow conservation})$$

$$y_{a,b} = A_a^N \lambda_{a,b} \quad \forall (a, b) \in \mathcal{D} \quad (\text{Satisfied demand})$$

$$0 \leq A_a^N \leq 1 \quad \forall a \in \mathcal{M} \quad (\text{Probability})$$

$$A^N \in \mathcal{A}^N \quad (\text{Admissible Proba})$$

$$0 \leq \lambda_{a,b} \leq \Lambda_{a,b} \quad \forall (a, b) \in \mathcal{D} \quad (\text{Max Demand})$$

- Evaluation of a policy  $\lambda$  polynomial in  $N$  and  $M$  [George and Xia \(2011\)](#)  
 → Optimization problem  $\in$  NP ... exact complexity remains open

# Optimizing static policies

Relaxation for  $N$  vehicles

$A_a^N = 1$ : always a vehicle available

$y_{a,b}$ : expected transit for trip  $(a, b)$  with demand  $\lambda_{a,b}$

Maximize  $\sum_{(a,b) \in \mathcal{D}} y_{a,b}$  (Expected flow)

s.t.  $\sum_{(a,b) \in \mathcal{D}} y_{a,b} = \sum_{(b,a) \in \mathcal{D}} y_{b,a} \quad \forall a \in \mathcal{M}$  (Flow conservation)

~~$y_{a,b} = A_a^N \lambda_{a,b}$~~   $\forall (a,b) \in \mathcal{D}$  (Satisfied demand)

~~$A_a^N = 1$~~   $\forall a \in \mathcal{M}$  (Probability)

~~$A^N \in \mathcal{A}^N$~~  (Admissible Proba)

$0 \leq \lambda_{a,b} \leq \Lambda_{a,b} \quad \forall (a,b) \in \mathcal{D}$  (Max Demand)

# Optimizing static policies

Relaxation for  $N$  vehicles

$A_a^N = 1$ : always a vehicle available

$y_{a,b}$ : expected transit for trip  $(a, b)$  with demand  $\lambda_{a,b}$

Maximize  $\sum_{(a,b) \in \mathcal{D}} y_{a,b}$  (Flow)

s.t.  $\sum_{(a,b) \in \mathcal{D}} y_{a,b} = \sum_{(b,a) \in \mathcal{D}} y_{b,a} \quad \forall a \in \mathcal{M}$  (Flow conservation)

$y_{a,b} = \lambda_{a,b} \quad \forall (a, b) \in \mathcal{D}$  (Satisfied demand)

$0 \leq \lambda_{a,b} \leq \Lambda_{a,b} \quad \forall (a, b) \in \mathcal{D}$  (Max Demand)

# Optimizing static policies

## MAXIMUM CIRCULATION

$A_a^N = 1$ : **always a vehicle available**

$\lambda_{a,b}$ : **expected transit for trip  $(a, b)$**

Maximize  $\sum_{(a,b) \in \mathcal{D}} \lambda_{a,b}$  (Flow)

s.t.  $\sum_{(a,b) \in \mathcal{D}} \lambda_{a,b} = \sum_{(b,a) \in \mathcal{D}} \lambda_{b,a} \quad \forall a \in \mathcal{M}$  (Flow conservation)

$0 \leq \lambda_{a,b} \leq \Lambda_{a,b} \quad \forall (a, b) \in \mathcal{D}$  (Max. demand)

## Relaxation

$\Rightarrow$  MAXIMUM CIRCULATION is an **upper bound** on static policies

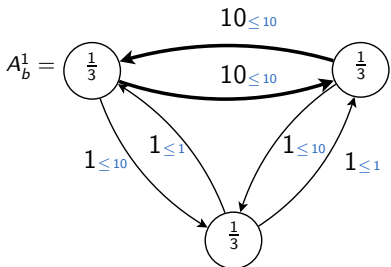
# Optimizing static policies

## MAXIMUM CIRCULATION policy

$$\text{Maximize } \sum_{(a,b) \in \mathcal{D}} \lambda_{a,b} \quad (\text{Flow})$$

$$\text{s.t. } \sum_{(a,b) \in \mathcal{D}} \lambda_{a,b} = \sum_{(b,a) \in \mathcal{D}} \lambda_{b,a} \quad \forall a \in \mathcal{M} \quad (\text{Flow conservation})$$

$$0 \leq \lambda_{a,b} \leq \Lambda_{a,b} \quad \forall (a,b) \in \mathcal{D} \quad (\text{Max. demand})$$



Circulation policy ( $\lambda \leq \Lambda$ )

- Generous policy
  - 1 vehicle  $\rightarrow$  5 trips/hour
- Policy closing station c
  - 1 vehicle  $\rightarrow$  10 trips/hour
- Circulation policy
  - 1 vehicle  $\rightarrow$  8 trips/hour

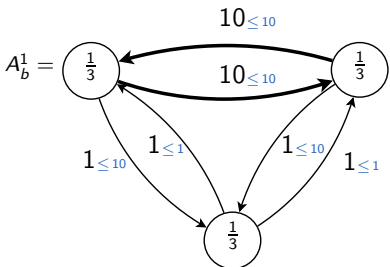
# Optimizing static policies

## MAXIMUM CIRCULATION policy

$$\text{Maximize } \sum_{(a,b) \in \mathcal{D}} \lambda_{a,b} \quad (\text{Flow})$$

$$\text{s.t. } \sum_{(a,b) \in \mathcal{D}} \lambda_{a,b} = \sum_{(b,a) \in \mathcal{D}} \lambda_{b,a} \quad \forall a \in \mathcal{M} \quad (\text{Flow conservation})$$

$$0 \leq \lambda_{a,b} \leq \Lambda_{a,b} \quad \forall (a,b) \in \mathcal{D} \quad (\text{Max. demand})$$

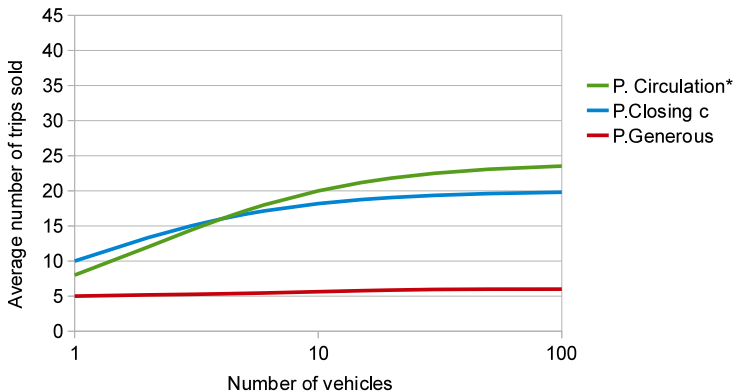


Circulation policy ( $\lambda \leq \Lambda$ )

- Generous policy
    - 1 vehicle → 5 trips/hour
  - Policy closing station c
    - 1 vehicle → 10 trips/hour
  - Circulation policy
    - 1 vehicle → 8 trips/hour
- ⇒ **N vehicles?**

# Policies performance for $N$ vehicles

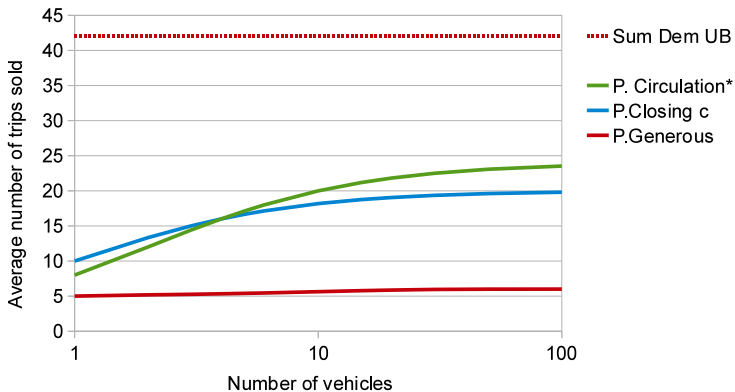
Quantifying policies quality → Upper Bound (UB)





# Policies performance for $N$ vehicles

Quantifying policies quality → Upper Bound (UB)



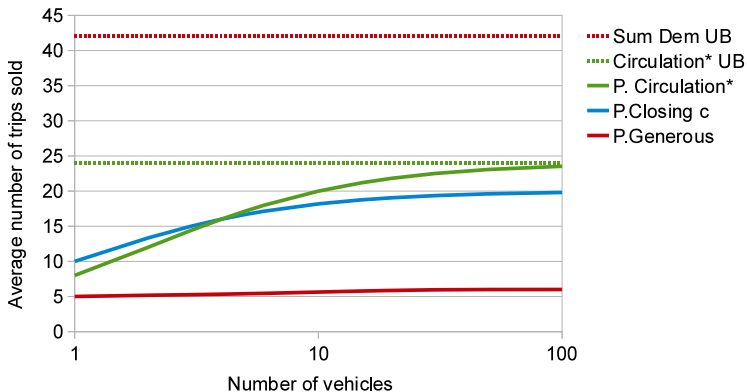
Upper bounds on optimal dynamic policy  $P_{dyn}^*$

- (Trivial) Satisfying all demands

$$P_{dyn}^* \leq \sum \Lambda_{a,b} = 42$$

# Policies performance for $N$ vehicles

Quantifying policies quality → Upper Bound (UB)



Upper bounds on optimal dynamic policy  $P_{dyn}^*$

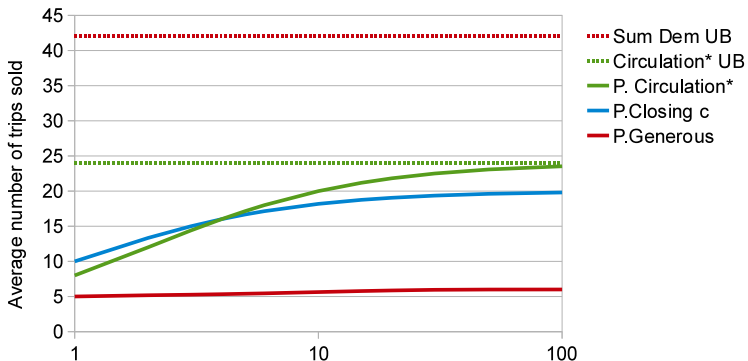
- (Trivial) Satisfying all demands
- MAXIMUM CIRCULATION value

$$P_{dyn}^* \leq \sum \Lambda_{a,b} = 42$$

$$P_{dyn}^* \leq \sum \lambda_{a,b}^{P.Circ^*} = 24$$

# Policies performance for $N$ vehicles

Quantifying policies quality → Upper Bound (UB)

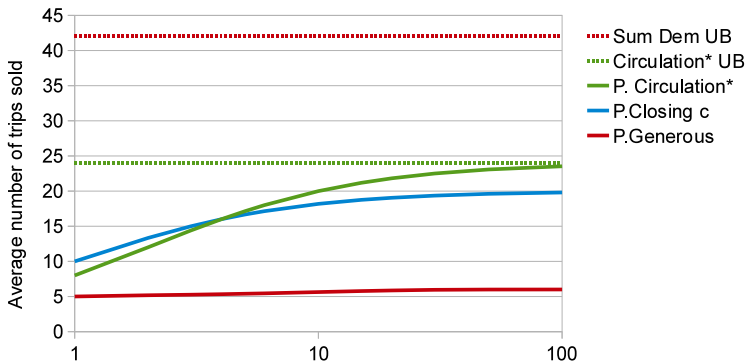


**Theorem** (For  $M$  stations and  $N$  vehicles)

MAXIMUM CIRCULATION policy is a  $\frac{N}{N+M-1}$ -approximation on  $P_{dyn}^*$

# Policies performance for $N$ vehicles

Quantifying policies quality → Upper Bound (UB)



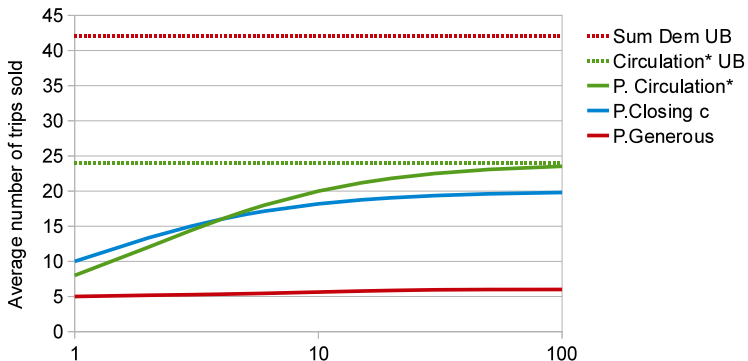
**Theorem** (For  $M$  stations and  $N$  vehicles)

MAXIMUM CIRCULATION policy is a  $\frac{N}{N+M-1}$ -approximation on  $P_{dyn}^*$

- For 9 vehicles per station ( $N = 9M$ )  $\Rightarrow \frac{9}{10}$ -approximation

# Policies performance for $N$ vehicles

Quantifying policies quality → Upper Bound (UB)



**Theorem** (For  $M$  stations and  $N$  vehicles)

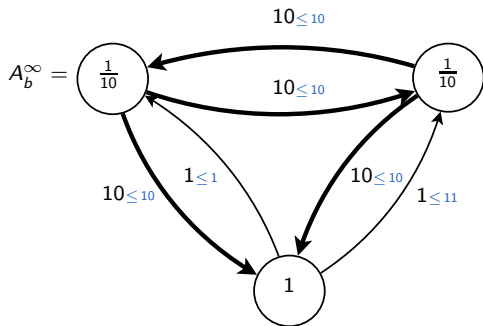
MAXIMUM CIRCULATION policy is a  $\frac{N}{N+M-1}$ -approximation on  $P_{dyn}^*$

• For 9 vehicles per station ( $N = 9M$ )  $\Rightarrow \frac{9}{10}$ -approximation

○ Sketch of proof

# Availability when number of vehicle $N \rightarrow \infty$

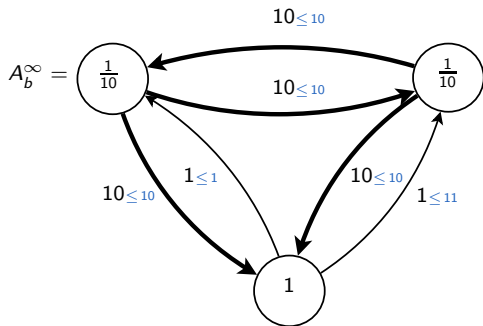
Why generous so bad?



Generous policy ( $\lambda \leq \Lambda$ )

# Availability when number of vehicle $N \rightarrow \infty$

Why generous so bad?



Generous policy ( $\lambda \leq \lambda$ )

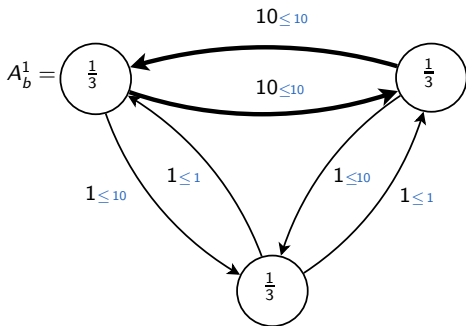
$$\lim_{N \rightarrow \infty} A_a^N = \frac{A_a^1}{\max_{b \in \mathcal{M}} A_b^1}$$

George and Xia (2011)

$$\lim_{N \rightarrow \infty} \text{Transit} = 6$$

# Availability when number of vehicle $N \rightarrow \infty$

Why circulation so good?



Circulation policy ( $\lambda \leq \Lambda$ )

Circulation “balances” demand

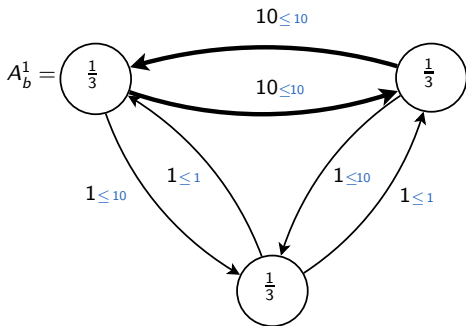
$$\forall a \quad \sum_{(a,b) \in \mathcal{D}} \lambda_{a,b} = \sum_{(b,a) \in \mathcal{D}} \lambda_{b,a}$$

→ Availabilities  $A$  is the same for all stations



# Availability when number of vehicle $N \rightarrow \infty$

Why circulation so good?



Circulation policy ( $\lambda \leq \Lambda$ )

Circulation “balances” demand

$$\forall a \quad \sum_{(a,b) \in \mathcal{D}} \lambda_{a,b} = \sum_{(b,a) \in \mathcal{D}} \lambda_{b,a}$$

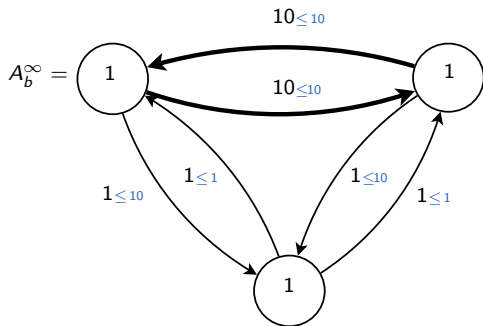
→ Availabilities  $A$  is the same for all stations

## Availabilities for $N$ vehicles and $M$ stations

$$\forall a \in \mathcal{M}, \quad A_a^N = A^N = \frac{N}{N + M - 1}$$

# Availability when number of vehicle $N \rightarrow \infty$

Why circulation so good?



Circulation policy ( $\lambda \leq \Lambda$ )

$$\lim_{N \rightarrow \infty} A_a^N = \frac{A_a^1}{\max_{b \in \mathcal{M}} A_b^1}$$

George and Xia (2011)

$$\lim_{N \rightarrow \infty} \text{Transit} = 24$$

## Availabilities for $N$ vehicles and $M$ stations

$$\forall a \in \mathcal{M}, \quad A_a^N = A^N = \frac{N}{N + M - 1}$$

# Circulation policy approximation

## Analytic transit evaluation

$Circ^*$  = value of MAXIMUM CIRCULATION

$P_{Circ^*}$  = value of the static circulation policy

$A^N = \frac{N}{N+M-1}$  = Availability at any station

# Circulation policy approximation

## Analytic transit evaluation

$Circ^*$  = value of MAXIMUM CIRCULATION

$P_{Circ^*}$  = value of the static circulation policy

$A^N = \frac{N}{N+M-1}$  = Availability at any station

## Analytic transit of circulation policy

$$P_{Circ^*} = \sum_{(a,b) \in \mathcal{D}} A_a^N \lambda_{a,b}^{Circ^*}$$

# Circulation policy approximation

## Analytic transit evaluation

$Circ^*$  = value of MAXIMUM CIRCULATION

$P_{Circ^*}$  = value of the static circulation policy

$A^N = \frac{N}{N+M-1}$  = Availability at any station

## Analytic transit of circulation policy

$$P_{Circ^*} = \sum_{(a,b) \in \mathcal{D}} A_a^N \lambda_{a,b}^{Circ^*} = A^N \sum_{(a,b) \in \mathcal{D}} \lambda_{a,b}^{Circ^*}$$

# Circulation policy approximation

## Analytic transit evaluation

$Circ^*$  = value of MAXIMUM CIRCULATION

$P_{Circ^*}$  = value of the static circulation policy

$A^N = \frac{N}{N+M-1}$  = Availability at any station

## Analytic transit of circulation policy

$$P_{Circ^*} = \sum_{(a,b) \in \mathcal{D}} A_a^N \lambda_{a,b}^{Circ^*} = A^N \sum_{(a,b) \in \mathcal{D}} \lambda_{a,b}^{Circ^*} = \frac{N}{N+M-1} Circ^*$$

# Circulation policy approximation

## Analytic transit evaluation

$Circ^*$  = value of MAXIMUM CIRCULATION

$P_{Circ^*}$  = value of the static circulation policy

$A^N = \frac{N}{N+M-1}$  = Availability at any station

## Analytic transit of circulation policy

$$P_{Circ^*} = \sum_{(a,b) \in \mathcal{D}} A_a^N \lambda_{a,b}^{Circ^*} = A^N \sum_{(a,b) \in \mathcal{D}} \lambda_{a,b}^{Circ^*} = \frac{N}{N+M-1} Circ^*$$

**Claim**  $Circ^*$  is an UB on optimal dynamic policy  $P_{Dyn^*}$

$$P_{Dyn^*} \leq Circ^*$$

# Circulation policy approximation

## Analytic transit evaluation

$Circ^*$  = value of MAXIMUM CIRCULATION

$P_{Circ^*}$  = value of the static circulation policy

$A^N = \frac{N}{N+M-1}$  = Availability at any station

## Analytic transit of circulation policy

$$P_{Circ^*} = \sum_{(a,b) \in \mathcal{D}} A_a^N \lambda_{a,b}^{Circ^*} = A^N \sum_{(a,b) \in \mathcal{D}} \lambda_{a,b}^{Circ^*} = \frac{N}{N+M-1} Circ^*$$

**Claim**  $Circ^*$  is an UB on optimal dynamic policy  $P_{Dyn^*}$

$$P_{Dyn^*} \leq Circ^*$$

$$\Leftrightarrow \frac{N}{N+M-1} P_{Dyn^*} \leq \frac{N}{N+M-1} Circ^* = P_{Circ^*}$$



# Circulation policy approximation

## Analytic transit evaluation

$Circ^*$  = value of MAXIMUM CIRCULATION

$P_{Circ^*}$  = value of the static circulation policy

$A^N = \frac{N}{N+M-1}$  = Availability at any station

## Analytic transit of circulation policy

$$P_{Circ^*} = \sum_{(a,b) \in \mathcal{D}} A_a^N \lambda_{a,b}^{Circ^*} = A^N \sum_{(a,b) \in \mathcal{D}} \lambda_{a,b}^{Circ^*} = \frac{N}{N+M-1} Circ^*$$

**Claim**  $Circ^*$  is an UB on optimal dynamic policy  $P_{Dyn^*}$

$$\begin{aligned} P_{Dyn^*} &\leq Circ^* \\ \Leftrightarrow \frac{N}{N+M-1} P_{Dyn^*} &\leq \frac{N}{N+M-1} Circ^* = P_{Circ^*} \end{aligned}$$

$P_{Circ^*}$  cannot be worse than  $\frac{N}{N+M-1} P_{Dyn^*} \Rightarrow \frac{N}{N+M-1}$ -approximation □

# Looking for “tractable” solution methods

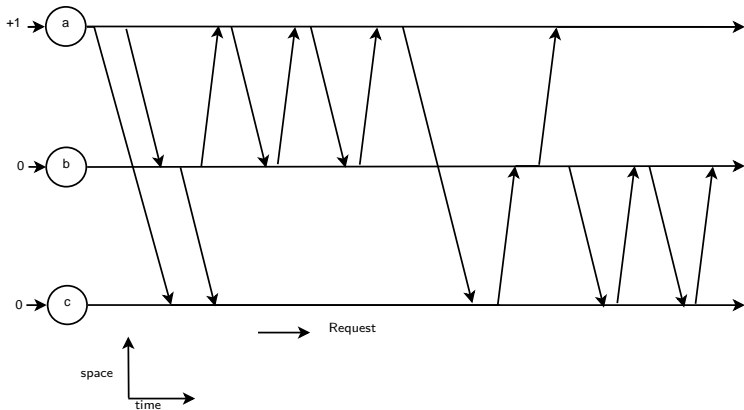
1. Simplified stochastic model
  - ▲ Good approximation algorithm
  - ▼ No transportation times, No time-varying demand, No station capacity
2. Scenario based approach
3. Fluid approximation

# Looking for “tractable” solution methods

1. Simplified stochastic model
  - ▲ Good approximation algorithm
  - ▼ No transportation times, No time-varying demand, No station capacity
2. Scenario based approach
  - Deterministic problem
  - Optimize on a scenario → off line optimization problem
3. Fluid approximation

# Scenario approach

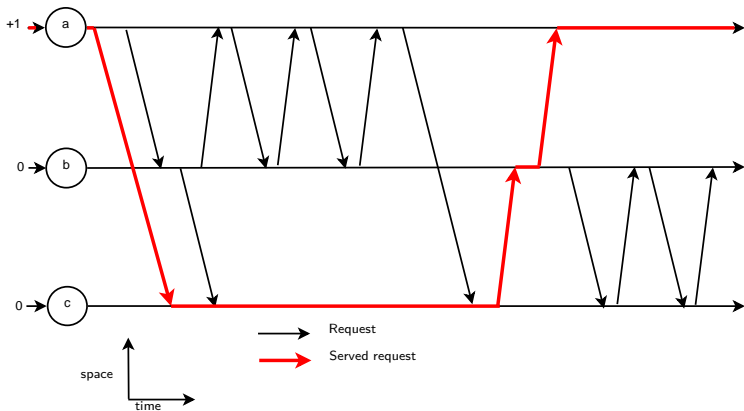
## First Come First Served Flow (FCFS)



15 requests

# Scenario approach

## First Come First Served Flow (FCFS)

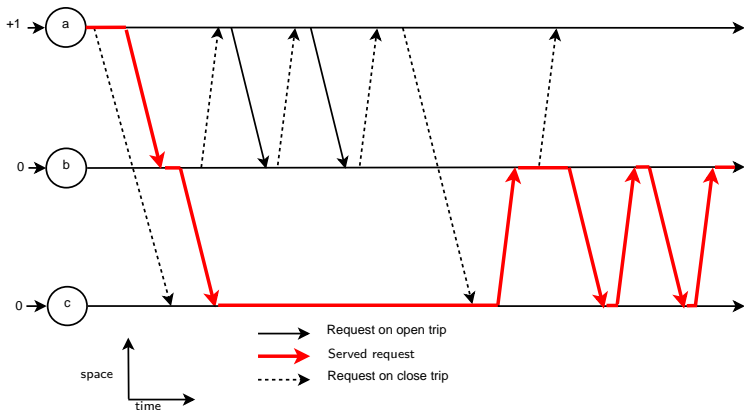


15 requests

⇒ 3 trips sold with Generous policy

# Scenario approach

## First Come First Served Flow (FCFS)

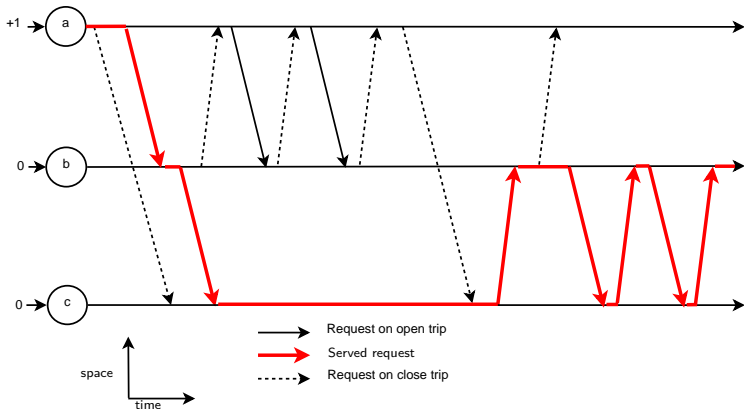


15 requests

⇒ 7 trips sold with FCFS “{Open,Close}” trip pricing policy  
 – Closing always trips (a, c) and (b, a)

# Scenario approach

## First Come First Served Flow (FCFS)

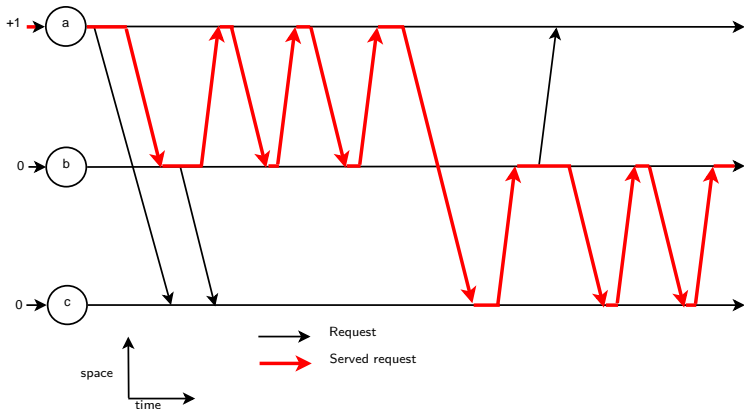


Complexity of computing the best static policy?

⇒ FCFS FLOW TRIP PRICING is APX-Hard

# Scenario approach

MAX FLOW UB



MAX FLOW serves 12 trips  $\gg$  7 sold in optimal FCFS policy





# Looking for “tractable” solution methods

1. Simplified stochastic model
  - ▲ Good approximation algorithm
  - ▼ No realistic assumptions
2. Scenario based approach
  - ▲ Upper bound considering all our constraints
  - ▼ No good heuristic policy
3. Fluid approximation

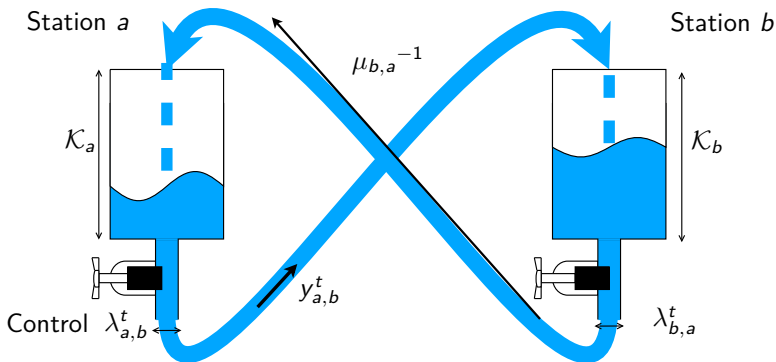
# Looking for “tractable” solution methods

1. Simplified stochastic model
  - ▲ Good approximation algorithm
  - ▼ No realistic assumptions
2. Scenario based approach
  - ▲ Upper bound considering all our constraints
  - ▼ No good heuristic policy
3. Fluid approximation
  - Another deterministic approach
  - A plumbing problem

## Fluid approximation

Known technique but not directly usable

- Discrete stochastic demand  $\rightarrow$  deterministic continuous
- Stations  $\rightarrow$  tanks linked by pipes
- Vehicles  $\rightarrow$  fluid evolving deterministically
- Pricing control  $\rightarrow$  pipe sizing (tap)  $\lambda^t \in [0, \Lambda^t]$

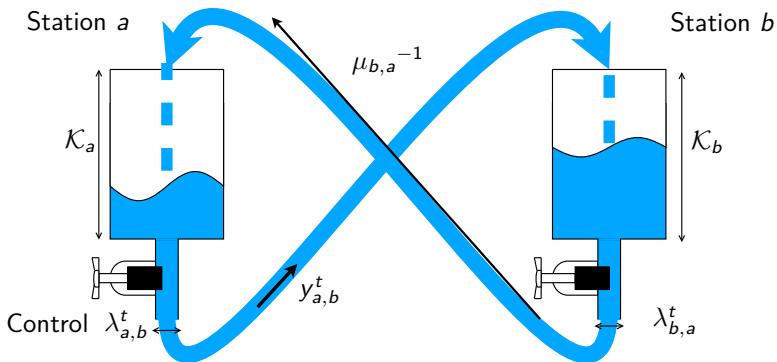


## Fluid approximation

Known technique but not directly usable

- Discrete stochastic demand  $\rightarrow$  deterministic continuous
- Stations  $\rightarrow$  tanks linked by pipes
- Vehicles  $\rightarrow$  fluid evolving deterministically
- Pricing control  $\rightarrow$  pipe sizing (tap)  $\lambda^t \in [0, \Lambda^t]$

$\Rightarrow$  Static policy & Upper Bound(?)



# Fluid model

## Continuous Linear Program (CLP)

$$\max \int_0^T \sum_{(a,b) \in D} y_{a,b}^t dt \quad (\text{Flow})$$

s.t. (Continuous periodic conservation flow)

(Number of vehicles)

(Reservation & Station capacities)

$$0 \leq y_{a,b}^t \leq \lambda_{a,b}^t \leq \Lambda_{a,b}^t \quad \forall (a, b) \quad (\text{Max demand})$$

# Fluid model

Continuous Linear Program (CLP)

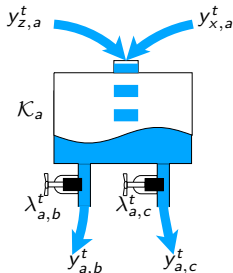
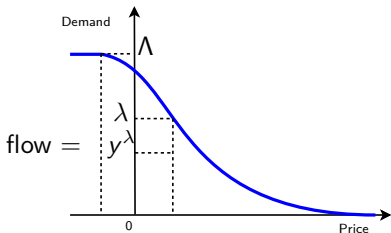
$$\max \int_0^T \sum_{(a,b) \in D} y_{a,b}^t dt \quad (\text{Flow})$$

s.t. (Continuous periodic conservation flow)

(Number of vehicles)

(Reservation & Station capacities)

$$0 \leq y_{a,b}^t \leq \lambda_{a,b}^t \leq \Lambda_{a,b}^t \quad \forall (a, b) \quad (\text{Max demand})$$



# Fluid model

Continuous Linear Program (CLP)

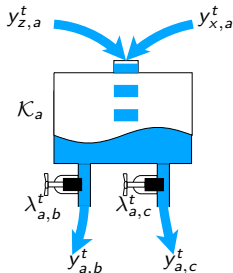
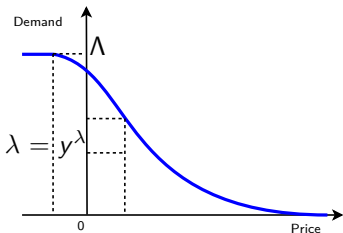
$$\max \int_0^T \sum_{(a,b) \in D} \lambda_{a,b}^t dt \quad (\text{Flow})$$

s.t. (Continuous periodic conservation flow)

(Number of vehicles)

(Reservation & Station capacities)

$$0 \leq \lambda_{a,b}^t \leq \Lambda_{a,b}^t \quad \forall (a, b) \quad (\text{Max demand})$$





# Fluid model

## Continuous Linear Program (CLP)

$$\max \int_0^T \sum_{(a,b) \in \mathcal{D}} \lambda_{a,b}^t dt \quad (\text{Flow})$$

s.t. (Continuous periodic conservation flow)

(Number of vehicles)

(Reservation & Station capacities)

$$0 \leq \lambda_{a,b}^t \leq \Lambda_{a,b}^t \quad \forall (a, b) \quad (\text{Max demand})$$

## Generalization of flow constraints

$s_a^t$ : stock of vehicle at instant  $t$  in station  $a$

$$s_a^t = s_a^0 + \int_0^t \sum_{(b,a) \in \mathcal{D}} \lambda_{b,a}^{\theta - \mu_{b,a}^{-1}} - \lambda_{a,b}^{\theta} d\theta \quad \forall a \in \mathcal{M}, \forall t \in [0, T]$$

# Fluid model

## State Constrained Separated Continuous Linear Program (SCSCLP)

$$\max \int_0^T \sum_{(a,b) \in D} \lambda_{a,b}^t dt \quad (\text{Flow})$$

s.t. (Continuous periodic circulation flow)

(Number of vehicles)

(Reservation & Station capacities)

(Maximum demand)

- CLP  $\in$  SCSCLP class,  $\exists$  efficient algorithms (Luo and Bertsimas (1999))
- Static heuristic policy
- CLP value conjectured to be an UB on dynamic policies

# Fluid model

State Constrained Separated Continuous Linear Program (SCSCLP)

$$\max \int_0^T \sum_{(a,b) \in D} \lambda_{a,b}^t dt \quad (\text{Flow})$$

s.t. (Continuous periodic circulation flow)

(Number of vehicles)

(Reservation & Station capacities)

(Maximum demand)

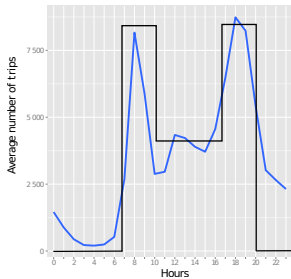
- CLP  $\in$  SCSCLP class,  $\exists$  efficient algorithms (Luo and Bertsimas (1999))
- Static heuristic policy
- CLP value conjectured to be an UB on dynamic policies

SCSCLP still complicated to compute...

Interest of considering time-dependent demand?

# S-Fluid PSA

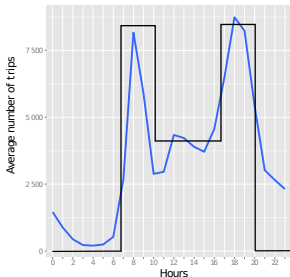
Pointwise Stationnary Approximation (Green and Kolesar, 1991)



# S-Fluid PSA

Pointwise Stationnary Approximation (Green and Kolesar, 1991)

1 LP for each  
time-step  $t$



$$\max \sum_{(a,b) \in \mathcal{D}} \lambda_{a,b}^t \quad (\text{Flow})$$

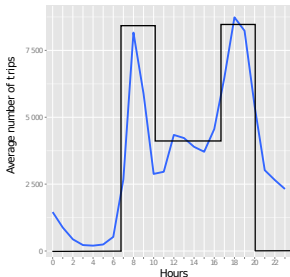
$$\text{s.t.} \quad \sum_{(a,b)} \lambda_{a,b}^t = \sum_{(b,a)} \lambda_{b,a}^t \quad \forall a \quad (\text{Circulation})$$

$$0 \leq \lambda_{a,b}^t \leq \Lambda_{a,b}^t \quad \forall (a,b) \quad (\text{Max. demand})$$

# S-Fluid PSA

Pointwise Stationnary Approximation (Green and Kolesar, 1991)

1 LP for each  
time-step  $t$



$$\max \sum_{(a,b) \in \mathcal{D}} \lambda_{a,b}^t \quad (\text{Flow})$$

$$\text{s.t.} \quad \sum_{(a,b)} \lambda_{a,b}^t = \sum_{(b,a)} \lambda_{b,a}^t \quad \forall a \quad (\text{Circulation})$$

$$0 \leq \lambda_{a,b}^t \leq \Lambda_{a,b}^t \quad \forall (a,b) \quad (\text{Max. demand})$$

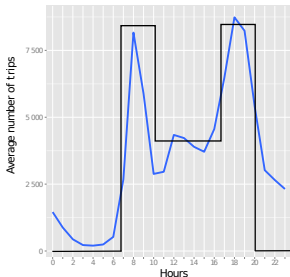
$$\sum_{(a,b)} \frac{1}{\mu_{a,b}^t} \lambda_{a,b}^t \leq N \quad (\text{Nb. vehicles})$$

$$\sum_b \frac{1}{\mu_{a,b}^t} \lambda_{a,b}^t \leq \mathcal{K}_a \quad \forall a \quad (\text{Reservation})$$

# S-Fluid PSA

Pointwise Stationnary Approximation (Green and Kolesar, 1991)

1 LP for each  
time-step  $t$



$$\max \sum_{(a,b) \in \mathcal{D}} \lambda_{a,b}^t \quad (\text{Flow})$$

$$\text{s.t.} \quad \sum_{(a,b)} \lambda_{a,b}^t = \sum_{(b,a)} \lambda_{b,a}^t \quad \forall a \quad (\text{Circulation})$$

$$0 \leq \lambda_{a,b}^t \leq \Lambda_{a,b}^t \quad \forall (a,b) \quad (\text{Max. demand})$$

$$\sum_{(a,b)} \frac{1}{\mu_{a,b}^t} \lambda_{a,b}^t \leq N \quad (\text{Nb. vehicles})$$

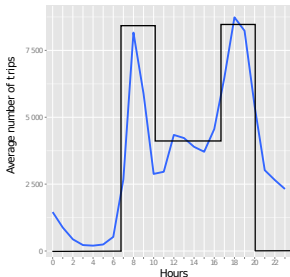
$$\sum_b \frac{1}{\mu_{a,b}^t} \lambda_{a,b}^t \leq \mathcal{K}_a \quad \forall a \quad (\text{Reservation})$$

- Concatenate the solution of each independent LP  
⇒ Static heuristic policy

# S-Fluid PSA

Pointwise Stationnary Approximation (Green and Kolesar, 1991)

1 LP for each  
time-step  $t$



$$\max \sum_{(a,b) \in \mathcal{D}} \lambda_{a,b}^t \quad (\text{Flow})$$

$$\text{s.t.} \quad \sum_{(a,b)} \lambda_{a,b}^t = \sum_{(b,a)} \lambda_{b,a}^t \quad \forall a \quad (\text{Circulation})$$

$$0 \leq \lambda_{a,b}^t \leq \Lambda_{a,b}^t \quad \forall (a,b) \quad (\text{Max. demand})$$

$$\sum_{(a,b)} \frac{1}{\mu_{a,b}^t} \lambda_{a,b}^t \leq N \quad (\text{Nb. vehicles})$$

$$\sum_b \frac{1}{\mu_{a,b}^t} \lambda_{a,b}^t \leq \mathcal{K}_a \quad \forall a \quad (\text{Reservation})$$

- Concatenate the solution of each independent LP  
 $\Rightarrow$  Static heuristic policy

**Theorem** LP value is an UB on dynamic policies on each time step

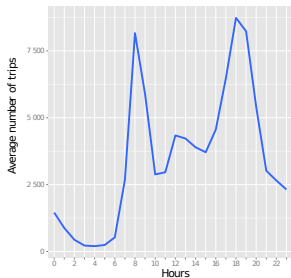
( Not the case when concatenated )



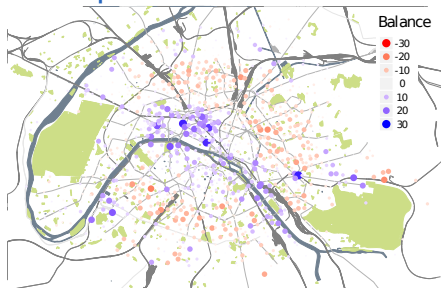
# Looking for “tractable” solution methods

1. Simplified stochastic model
  - ▲ Good approximation algorithm
  - ▼ No realistic assumptions
2. Scenario based approach
  - ▲ Upper bound
  - ▼ No heuristic policy
3. Fluid approximation
  - ▲ Heuristic policy considering time-dependent demand
  - ▼ No proved upper bound
  - Interest of a time-dependent model?

## Evaluation on simple instances



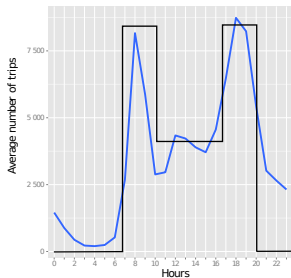
A day



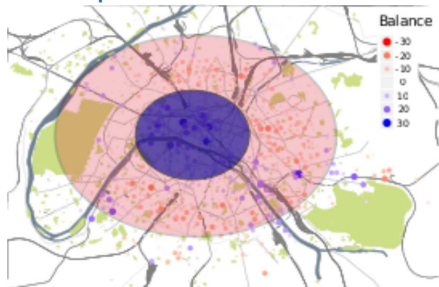
Spatial distribution of morning tides

Source Côme (2012) on Vélib', Paris

## Evaluation on simple instances



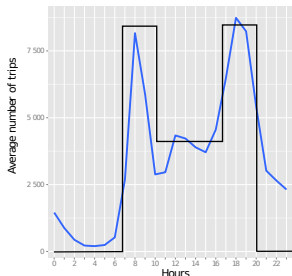
Trips → Demand



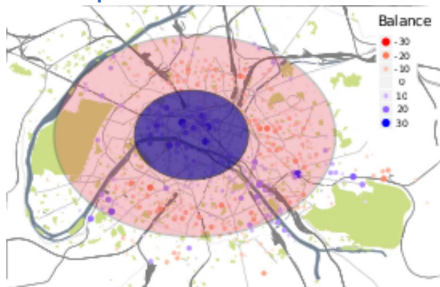
Spatial distribution of morning tides

Source Côme (2012) on Vélib', Paris

## Evaluation on simple instances



Trips → Demand



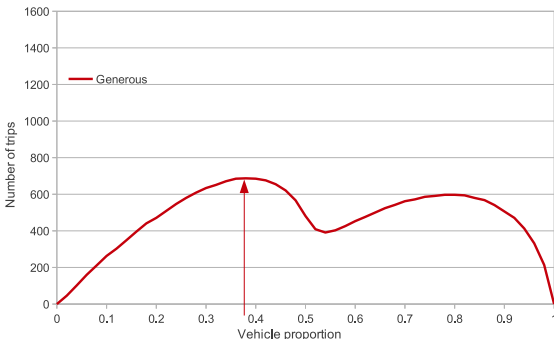
Spatial distribution of morning tides

### Reproducible benchmark

- Start with uniform demand
- + Tides
- + Gravitation
- Stations on a grid
- Manhattan distances
- Stations of size  $\mathcal{K} = 10$

# Simulation results

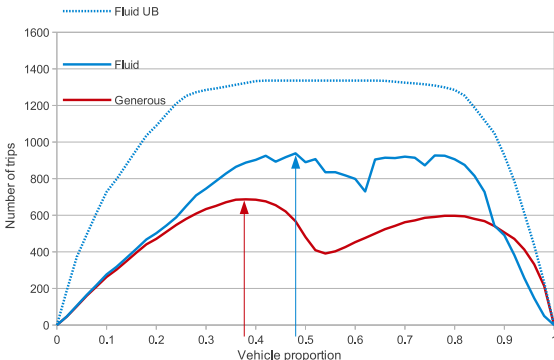
24 stations – Tide – Demand  $\Lambda = 18$  users/hour/station



Reference: the **Generous** policy (minimum price  $\rightarrow \lambda^t = \Lambda^t$ )

# Simulation results

24 stations – Tide – Demand  $\Lambda = 18$  users/hour/station



Reference: the **Generous** policy (minimum price  $\rightarrow \lambda^t = \Lambda^t$ )

Heuristic    Upper Bound

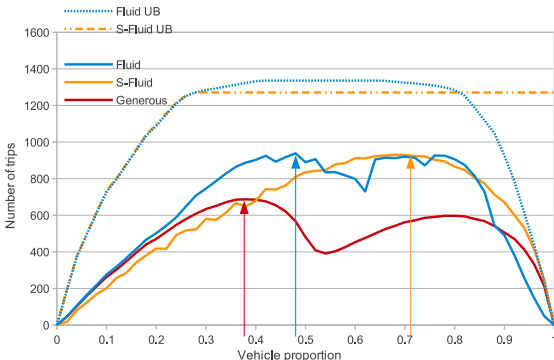
• Fluid Approximation

✓

✓?

# Simulation results

24 stations – Tide – Demand  $\Lambda = 18$  users/hour/station



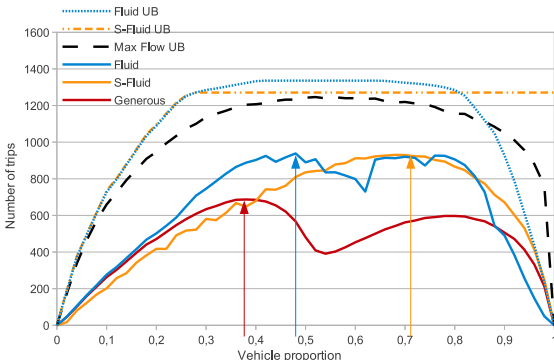
Reference: the **Generous** policy (minimum price  $\rightarrow \lambda^t = \Lambda^t$ )

- Fluid Approximation
- Stable Fluid PSA

	Heuristic	Upper Bound
✓	✓	✓?
✓	✓	✓ $\lambda^t = \lambda$

# Simulation results

24 stations – Tide – Demand  $\Lambda = 18$  users/hour/station



Reference: the **Generous** policy (minimum price  $\rightarrow \lambda^t = \Lambda^t$ )

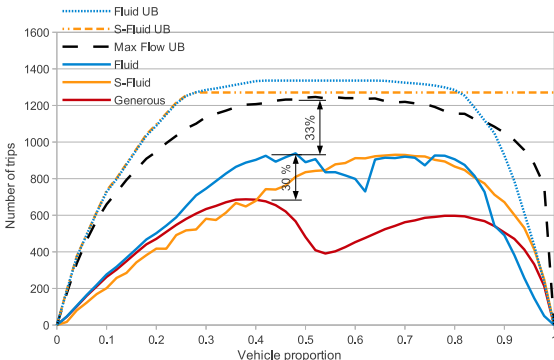
- Fluid Approximation
- Stable Fluid PSA
- **Max-Flow** on a scenario

	Heuristic	Upper Bound
• Fluid Approximation	✓	✓?
• Stable Fluid PSA	✓	✓ $\lambda^t = \lambda$
• <b>Max-Flow</b> on a scenario		✓



# Simulation results

24 stations – Tide – Demand  $\Lambda = 18$  users/hour/station



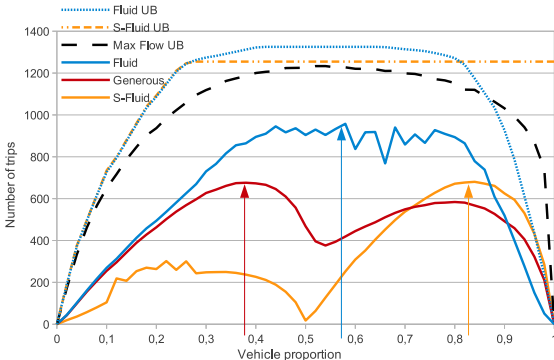
Reference: the **Generous** policy (minimum price  $\rightarrow \lambda^t = \Lambda^t$ )

- Fluid Approximation
- Stable Fluid PSA
- **Max-Flow** on a scenario

	Heuristic	Upper Bound
✓	✓	✓?
✓	✓	✓ $\lambda^t = \lambda$
		✓

# Simulation results

## Another tide type – S-Fluid PSA blindness



Reference: the **Generous** policy (minimum price  $\rightarrow \lambda^t = \Lambda^t$ )

- Fluid Approximation
- Stable Fluid PSA
- Max-Flow on a scenario

	Heuristic	Upper Bound
• Fluid Approximation	✓	✓?
• Stable Fluid PSA	✓	✓ $\lambda^t = \lambda$
• Max-Flow on a scenario		✓

# Conclusion

1. A pioneer study on a real-practical problem
  - Development of a methodology
  - Dissection into sub-problems

# Conclusion

1. A pioneer study on a real-practical problem
  - Development of a methodology
  - Dissection into sub-problems
2. Study of a (simple) stochastic model (however intractable)
  - Development of “tractable” solution methods (static policies)
    - Fluid approximation
    - Stable fluid PSA
  - Information on remaining optimization gap (dynamic policies)
    - MAX CIRCULATION approximation algorithm
    - MAX FLOW UB
    - Fluid UBs

# Conclusion

1. A pioneer study on a real-practical problem
  - Development of a methodology
  - Dissection into sub-problems
2. Study of a (simple) stochastic model (however intractable)
  - Development of “tractable” solution methods (static policies)
    - Fluid approximation
    - Stable fluid PSA
  - Information on remaining optimization gap (dynamic policies)
    - MAX CIRCULATION approximation algorithm
    - MAX FLOW UB
    - Fluid UBs
3. Development of an open source simulator (ongoing)
  - Specification
  - Creation of benchmarks
  - Estimation of potential optimization gaps

# Conclusion

1. A pioneer study on a real-practical problem
    - Development of a methodology
    - Dissection into sub-problems
  2. Study of a (simple) stochastic model (however intractable)
    - Development of “tractable” solution methods (static policies)
      - Fluid approximation
      - Stable fluid PSA
    - Information on remaining optimization gap (dynamic policies)
      - MAX CIRCULATION approximation algorithm
      - MAX FLOW UB
      - Fluid UBs
  3. Development of an open source simulator (ongoing)
    - Specification
    - Creation of benchmarks
    - Estimation of potential optimization gaps
- ⇒ YES pricing can improve Vehicle Sharing Systems performance

# Conclusion

1. A pioneer study on a real-practical problem
    - Development of a methodology
    - Dissection into sub-problems
  2. Study of a (simple) stochastic model (however intractable)
    - Development of “tractable” solution methods (static policies)
      - Fluid approximation
      - Stable fluid PSA
    - Information on remaining optimization gap (dynamic policies)
      - MAX CIRCULATION approximation algorithm
      - MAX FLOW UB
      - Fluid UBs
  3. Development of an open source simulator (ongoing)
    - Specification
    - Creation of benchmarks
    - Estimation of potential optimization gaps
- ⇒ YES pricing can improve Vehicle Sharing Systems performance
- Under assumptions...

# Perspectives

- Optimization
  - Extend MAX CIRCULATION approximation to consider transportation times
  - Develop heuristics for scenario approach
  - Incorporate availabilities in the fluid approximation
  - Optimization by simulation (e.g. dynamic threshold policies)



# Perspectives

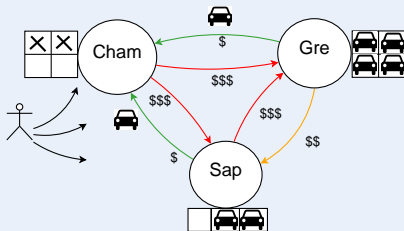
- Optimization
  - Extend MAX CIRCULATION approximation to consider transportation times
  - Develop heuristics for scenario approach
  - Incorporate availabilities in the fluid approximation
  - Optimization by simulation (e.g. dynamic threshold policies)
- More realistic models (utility models / economics)
  - Spatio-temporal flexibilities
  - Demand elasticity

# Perspectives

- Optimization
  - Extend MAX CIRCULATION approximation to consider transportation times
  - Develop heuristics for scenario approach
  - Incorporate availabilities in the fluid approximation
  - Optimization by simulation (e.g. dynamic threshold policies)
- More realistic models (utility models / economics)
  - Spatio-temporal flexibilities
  - Demand elasticity
- Improving the benchmark (statistics / data mining)
  - Estimate uncensored demand ( $\lambda \neq y$  trips sold)

# VSS pricing optimization

## An “intractable” stochastic model



⇒ Preliminary answer

Optimization on approximation ↓ ↑ Evaluation by simulation

## “Tractable” models

	Heuristic	Upper bound	
• Simplified stoch. models	✓	✓	W. and Jost (2013a)
• Scenario-based approach	APX-hard	✓	W., Jost, and Brauner (2013b)
• Fluid approximation	✓	✓	W. and Jost (2013b)
• Decomposable MDP	Exact Solution		W., Gayon, and Jost (2013a)

# References

- D. Chemla, F. Meunier, and R. Wolfier Calvo. Bike sharing systems: Solving the static rebalancing problem. *Discrete Optimization*, 2012.
- E. Côme. Model-based clustering for BSS usage mining: a case study with the vélib' system of paris. In *International workshop on spatio-temporal data mining for a better understanding of people mobility: The Bicycle Sharing System (BSS) case study. Dec 2012*, 2012.
- C. Contardo, C. Morency, and L-M. Rousseau. Balancing a dynamic public bike-sharing system. Technical Report 09, CIRRELT, 2012.
- C. Fricker and N. Gast. Incentives and regulations in bike-sharing systems with stations of finite capacity. *arXiv :1201.1178v1*, January 2012.
- D. K. George and C. H. Xia. Fleet-sizing and service availability for a vehicle rental system via closed queueing networks. *European Journal of Operational Research*, 211(1):198 – 207, 2011.
- L. Green and P. Kolesar. The pointwise stationary approximation for queues with nonstationary arrivals. *Management Science*, 37(1):84–97, 1991.
- X. Luo and D. Bertsimas. A new algorithm for state-constrained separated continuous linear programs. *S/AM Journal on control and optimization*, pages 177–210, 1999.
- T. Raviv, M. Tzur, and I. A. Forma. Static repositioning in a bike-sharing system: models and solution approaches. *EURO Journal on Transportation and Logistics*, 2(3):187–229, 2013.
- A. W. and V. Jost. Pricing in vehicle sharing systems: Optimization in queueing networks with product forms. 2013a. URL <http://hal.archives-ouvertes.fr/hal-00751744>.
- A. W. and V. Jost. Vehicle sharing system pricing regulation: A fluid approximation. 2013b. URL <http://hal.archives-ouvertes.fr/hal-00727041>.
- A. W., J. P. Gayon, and V. Jost. Linear programming formulations for queueing control problems with action decomposability. 2013a. URL <http://hal.archives-ouvertes.fr/hal-00727039>.
- A. W., V. Jost, and N. Brauner. Vehicle sharing system optimization: Scenario-based approach. 2013b. URL <http://hal.archives-ouvertes.fr/hal-00727040>.

## Circulation policy approximation

Theorem – For  $M$  stations and  $N$  vehicles

MAXIMUM CIRCULATION policy is a  $\frac{N}{N+M-1}$ -approximation on optimal dynamic policy.

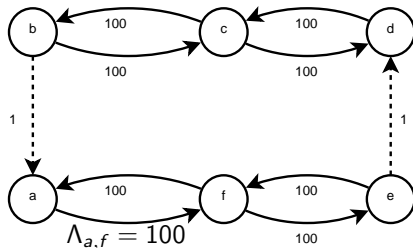
## Circulation policy approximation

Theorem – For  $M$  stations and  $N$  vehicles

MAXIMUM CIRCULATION policy is a  $\frac{N}{N+M-1}$ -approximation on optimal dynamic policy.

Sketch of proof

- We assume MAXIMUM CIRCULATION policy is strongly connected
- Otherwise need to spread vehicles in the clustered city



Demand graph

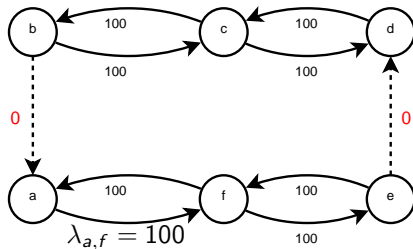
## Circulation policy approximation

Theorem – For  $M$  stations and  $N$  vehicles

MAXIMUM CIRCULATION policy is a  $\frac{N}{N+M-1}$ -approximation on optimal dynamic policy.

Sketch of proof

- We assume MAXIMUM CIRCULATION policy is strongly connected
- Otherwise need to spread vehicles in the clustered city



Maximum Circulation policy

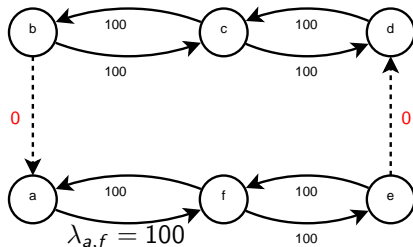
## Circulation policy approximation

Theorem – For  $M$  stations and  $N$  vehicles

MAXIMUM CIRCULATION policy (together with its optimal vehicle distribution) is a  $\frac{N}{N+M-1}$ -approximation on optimal dynamic policy.

Sketch of proof

- We assume MAXIMUM CIRCULATION policy is strongly connected
- Otherwise need to spread vehicles in the clustered city

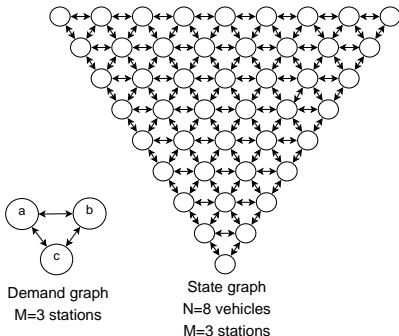


Maximum Circulation policy



# Circulation policy approximation (1/3)

Circulation policy  $\leftrightarrow$  uniform stationary distribution



$\pi_s$ : probability to be in state  $s \in \mathcal{S}$

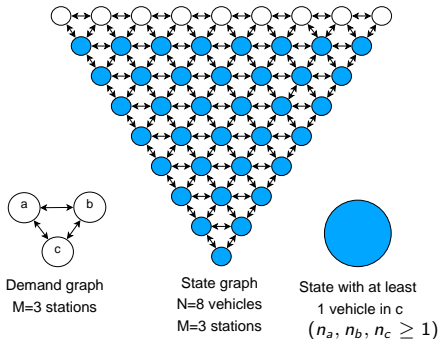
Circulation policies have a uniform stationary distribution

$$\rightarrow \forall s \in \mathcal{S}, \pi_s = \frac{1}{|\mathcal{S}|}$$

# Circulation policy approximation (2/3)

Availability  $\Leftrightarrow$  number of states

$A_a^N$ : probability to find a vehicle available in station  $a$



# Circulation policy approximation (2/3)

Availability  $\Leftrightarrow$  number of states

$A_a^N$ : probability to find a vehicle available in station  $a$

For  $M$  stations &  $N$  vehicles

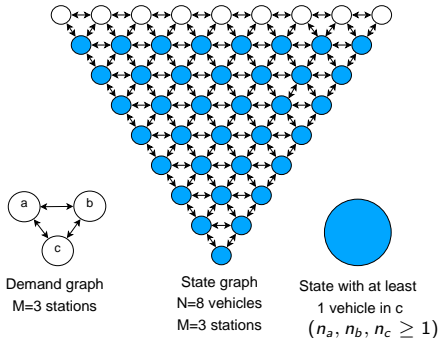
$$|\mathcal{S}| = |\mathcal{S}(N, M)| = \binom{N + M - 1}{N}$$

Here

$$|\mathcal{S}(7, 3)| = 36$$

$$|\mathcal{S}(8, 3)| = 45$$

$$\rightarrow A_c^8 = \frac{36}{45} = \frac{8}{10}$$



# Circulation policy approximation (2/3)

Availability  $\Leftrightarrow$  number of states

$A_a^N$ : probability to find a vehicle available in station  $a$

For  $M$  stations &  $N$  vehicles

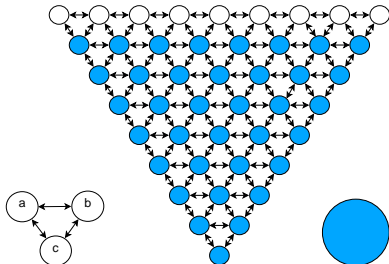
$$|\mathcal{S}| = |\mathcal{S}(N, M)| = \binom{N + M - 1}{N}$$

Here

$$|\mathcal{S}(7, 3)| = 36$$

$$|\mathcal{S}(8, 3)| = 45$$

$$A_c^8 = \frac{36}{45} = \frac{8}{10}$$



Demand graph  
 $M=3$  stations

State graph  
 $N=8$  vehicles  
 $M=3$  stations

State with at least  
1 vehicle in  $c$   
( $n_a, n_b, n_c \geq 1$ )



## Availability for $N$ vehicles and $M$ stations

$$A^N = \frac{|\mathcal{S}(N-1, M)|}{|\mathcal{S}(N, M)|} = \frac{N}{N + M - 1}$$

# Circulation policy approximation (3/3)

## Analytic transit evaluation

$Circ^*$  = value of MAXIMUM CIRCULATION

$P_{Circ^*}$  = value of the static circulation policy

$A_a^N = A^N = \frac{N}{N+M-1}$  = Availability at station  $a$

# Circulation policy approximation (3/3)

## Analytic transit evaluation

$Circ^*$  = value of MAXIMUM CIRCULATION

$P_{Circ^*}$  = value of the static circulation policy

$A_a^N = A^N = \frac{N}{N+M-1}$  = Availability at station  $a$

## Analytic transit of circulation policy

$$P_{Circ^*} = \sum_{(a,b) \in \mathcal{D}} A_a^N \lambda_{a,b}^{Circ^*}$$

# Circulation policy approximation (3/3)

## Analytic transit evaluation

$Circ^*$  = value of MAXIMUM CIRCULATION

$P_{Circ^*}$  = value of the static circulation policy

$A_a^N = A^N = \frac{N}{N+M-1}$  = Availability at station  $a$

## Analytic transit of circulation policy

$$P_{Circ^*} = \sum_{(a,b) \in \mathcal{D}} A_a^N \lambda_{a,b}^{Circ^*} = A^N \sum_{(a,b) \in \mathcal{D}} \lambda_{a,b}^{Circ^*}$$

# Circulation policy approximation (3/3)

## Analytic transit evaluation

$Circ^*$  = value of MAXIMUM CIRCULATION

$P_{Circ^*}$  = value of the static circulation policy

$A_a^N = A^N = \frac{N}{N+M-1}$  = Availability at station  $a$

## Analytic transit of circulation policy

$$P_{Circ^*} = \sum_{(a,b) \in \mathcal{D}} A_a^N \lambda_{a,b}^{Circ^*} = A^N \sum_{(a,b) \in \mathcal{D}} \lambda_{a,b}^{Circ^*} = \frac{N}{N+M-1} Circ^*$$



# Circulation policy approximation (3/3)

## Analytic transit evaluation

$Circ^*$  = value of MAXIMUM CIRCULATION

$P_{Circ^*}$  = value of the static circulation policy

$A_a^N = A^N = \frac{N}{N+M-1}$  = Availability at station  $a$

## Analytic transit of circulation policy

$$P_{Circ^*} = \sum_{(a,b) \in \mathcal{D}} A_a^N \lambda_{a,b}^{Circ^*} = A^N \sum_{(a,b) \in \mathcal{D}} \lambda_{a,b}^{Circ^*} = \frac{N}{N+M-1} Circ^*$$

**Claim**  $Circ^*$  is an UB on optimal dynamic policy  $P_{Dyn^*}$

$$P_{Dyn^*} \leq Circ^*$$

# Circulation policy approximation (3/3)

## Analytic transit evaluation

$Circ^*$  = value of MAXIMUM CIRCULATION

$P_{Circ^*}$  = value of the static circulation policy

$A_a^N = A^N = \frac{N}{N+M-1}$  = Availability at station  $a$

## Analytic transit of circulation policy

$$P_{Circ^*} = \sum_{(a,b) \in \mathcal{D}} A_a^N \lambda_{a,b}^{Circ^*} = A^N \sum_{(a,b) \in \mathcal{D}} \lambda_{a,b}^{Circ^*} = \frac{N}{N+M-1} Circ^*$$

**Claim**  $Circ^*$  is an UB on optimal dynamic policy  $P_{Dyn^*}$

$$P_{Dyn^*} \leq Circ^*$$

$$\Leftrightarrow \frac{N}{N+M-1} P_{Dyn^*} \leq \frac{N}{N+M-1} Circ^* = P_{Circ^*}$$

# Circulation policy approximation (3/3)

## Analytic transit evaluation

$Circ^*$  = value of MAXIMUM CIRCULATION

$P_{Circ^*}$  = value of the static circulation policy

$A_a^N = A^N = \frac{N}{N+M-1}$  = Availability at station  $a$

## Analytic transit of circulation policy

$$P_{Circ^*} = \sum_{(a,b) \in \mathcal{D}} A_a^N \lambda_{a,b}^{Circ^*} = A^N \sum_{(a,b) \in \mathcal{D}} \lambda_{a,b}^{Circ^*} = \frac{N}{N+M-1} Circ^*$$

**Claim**  $Circ^*$  is an UB on optimal dynamic policy  $P_{Dyn^*}$

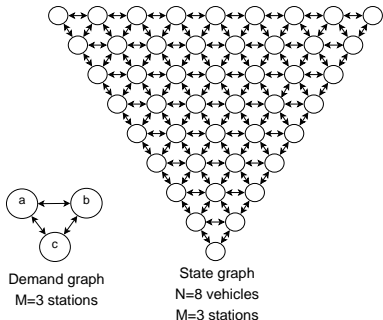
$$\begin{aligned} P_{Dyn^*} &\leq Circ^* \\ \Leftrightarrow \frac{N}{N+M-1} P_{Dyn^*} &\leq \frac{N}{N+M-1} Circ^* = P_{Circ^*} \end{aligned}$$

$P_{Circ^*}$  cannot be worse than  $\frac{N}{N+M-1} P_{Dyn^*} \Rightarrow \frac{N}{N+M-1}$ -approximation □

# Dynamic policies optimization

Decomposable CTMDP – (W., Gayon, and Jost (2013a))

Continuous-Time Markov Decision Process (CTMDP) → Dynamic policy



- $M$  stations, 2 prices per trip  
→  $\lambda_{a,b}^s \in \{0, \Lambda_{a,b}\}$
- “Classic” CTMDP  
→  $2^{M^2}$  decisions per state

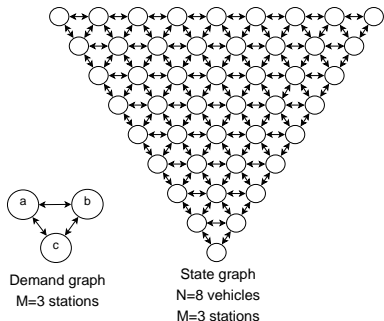
State graph

$M = 3$  stations,  $N = 8$  vehicles

# Dynamic policies optimization

Decomposable CTMDP – (W., Gayon, and Jost (2013a))

Continuous-Time Markov Decision Process (CTMDP) → Dynamic policy



- $M$  stations, 2 prices per trip  
→  $\lambda_{a,b}^s \in \{0, \Lambda_{a,b}\}$
- “Classic” CTMDP  
→  $2^{M^2}$  decisions per state
- Action Decomposable CTMDP  
→ Reduced to  $2 \times M^2$  decisions

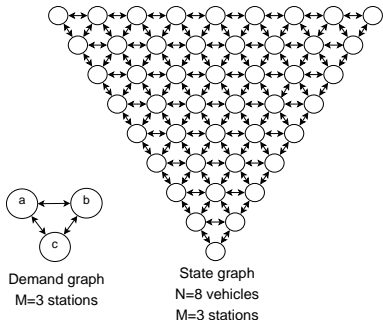
State graph

$M = 3$  stations,  $N = 8$  vehicles

# Dynamic policies optimization

Decomposable CTMDP – (W., Gayon, and Jost (2013a))

Continuous-Time Markov Decision Process (CTMDP) → Dynamic policy



- $M$  stations, 2 prices per trip  
→  $\lambda_{a,b}^s \in \{0, \Lambda_{a,b}\}$
- “Classic” CTMDP  
→  $2^{M^2}$  decisions per state
- Action Decomposable CTMDP  
→ Reduced to  $2 \times M^2$  decisions

State graph

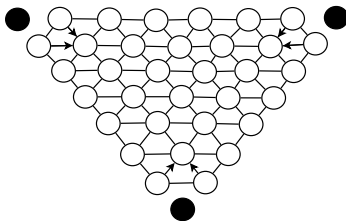
$M = 3$  stations,  $N = 8$  vehicles

Still exponential number of states  
... Work only for toy systems

# Dynamic policies optimization

Optimal dynamic policies characterization?

In homogeneous cities  $\rightarrow \Lambda_{a,b}^t = 1, \forall (a,b) \in D$



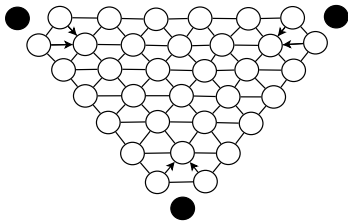
State graph for 8 vehicles

- Refusing 8 vehicles in a station
- Refusing trip if passing from states  $(6,1,1) \rightarrow (7,1,0)$

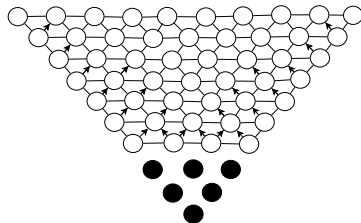
# Dynamic policies optimization

Optimal dynamic policies characterization?

In homogeneous cities  $\rightarrow \Lambda_{a,b}^t = 1, \forall (a,b) \in D$



State graph for 8 vehicles



“Spike” for 30 vehicles

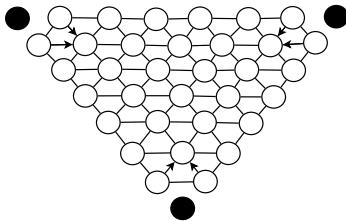
- Refusing 28, 29 or 30 vehicles in a station
- Refusing trip if ...



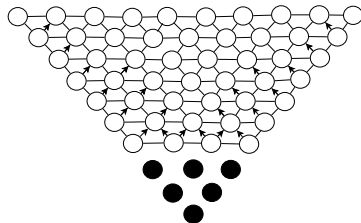
# Dynamic policies optimization

Optimal dynamic policies characterization?

In homogeneous cities  $\rightarrow \Lambda_{a,b}^t = 1, \forall (a,b) \in D$



State graph for 8 vehicles



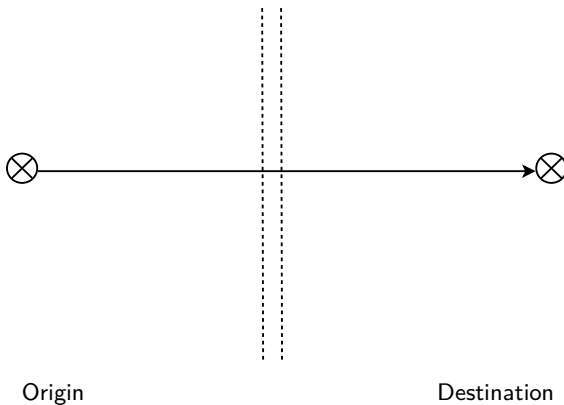
"Spike" for 30 vehicles

"Simple" threshold policies sub-optimal...  
Representation of optimal policies?

Dynamic policies optimization problem  $\in$  NP?

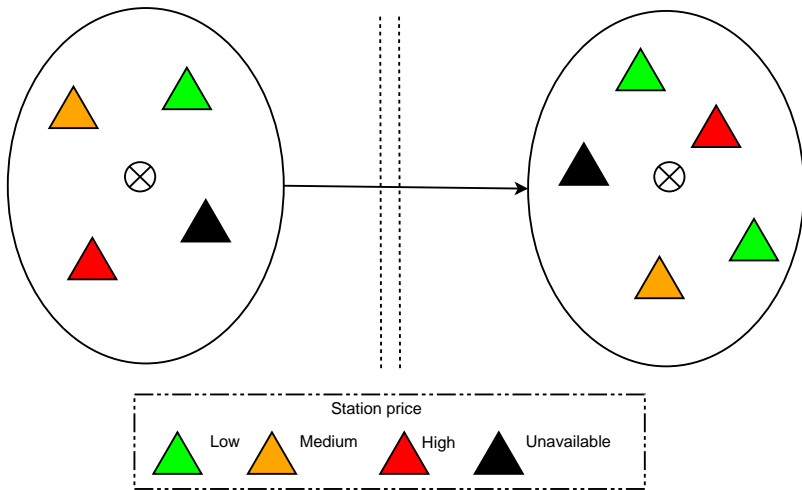
# Study assumptions

A station to station demand



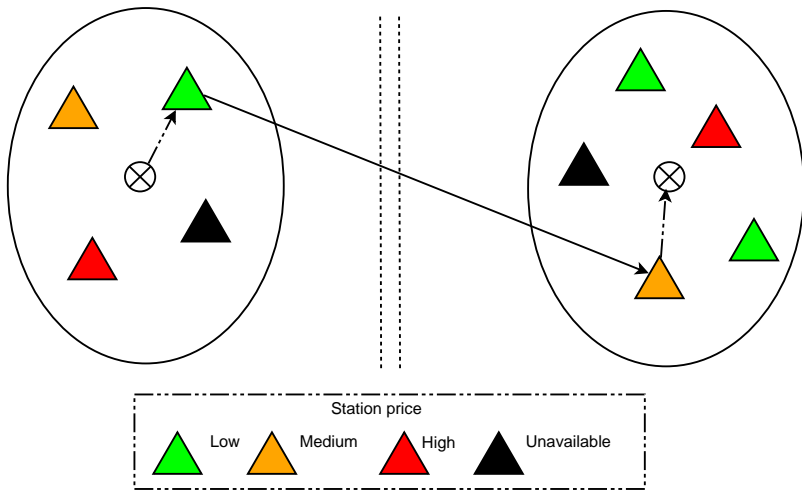
# Study assumptions

A station to station demand



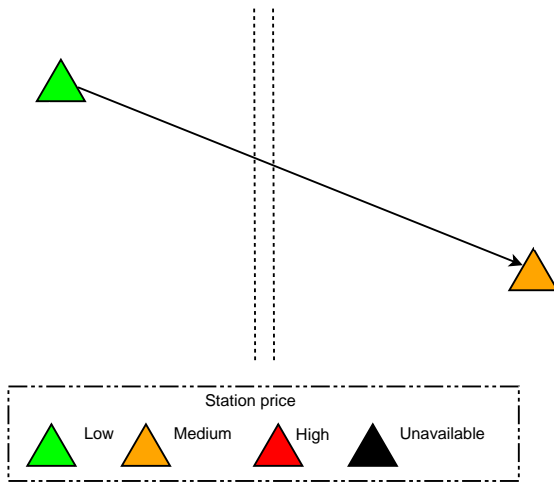
# Study assumptions

A station to station demand



# Study assumptions

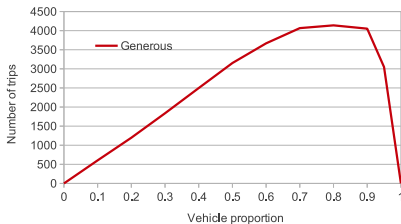
A station to station demand



# A real case analysis

## Capital bikeshare, Washington DC

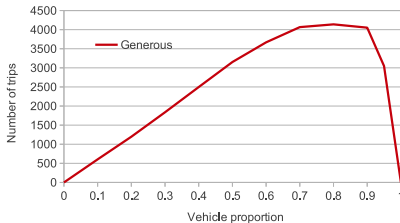
### Simulation results



# A real case analysis

## Capital bikeshare, Washington DC

### Simulation results

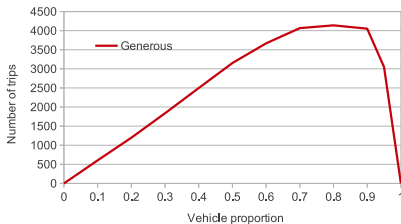


- 30 000 trips sold per week in real-life... 4000 in the simulation

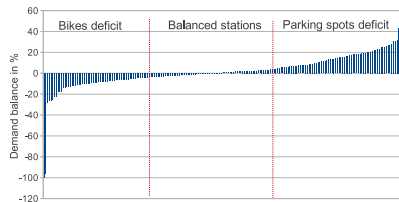
# A real case analysis

## Capital bikeshare, Washington DC

### Simulation results



### Stations average balance



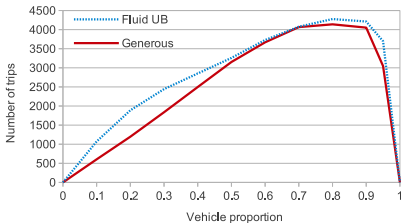
- 30 000 trips sold per week in real-life... 4000 in the simulation
- Use of truck



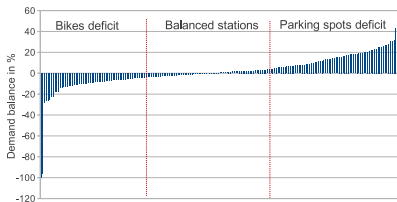
# A real case analysis

Capital bikeshare, Washington DC

A  $\approx$  null optimization gap



Stations average balance

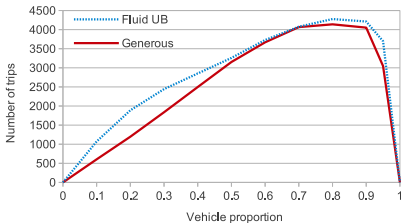


- 30 000 trips sold per week in real-life... 4000 in the simulation
- Use of truck
- Fluid UB information: no optimization gap for these data

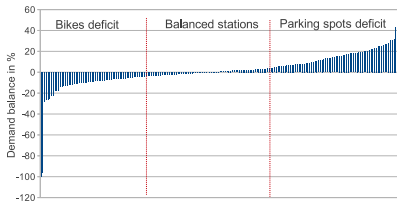
# A real case analysis

## Capital bikeshare, Washington DC

### A $\approx$ null optimization gap



### Stations average balance



- 30 000 trips sold per week in real-life... 4000 in the simulation
- Use of truck
- Fluid UB information: no optimization gap for these data
  - Corrupted data, only the trips sold
    - Need to isolate problems
  - ⇒ Work on toy instances to provide information

## Fluid approximation =? $\infty$ -scaled problem

Modèle fluide – espace d'état continu

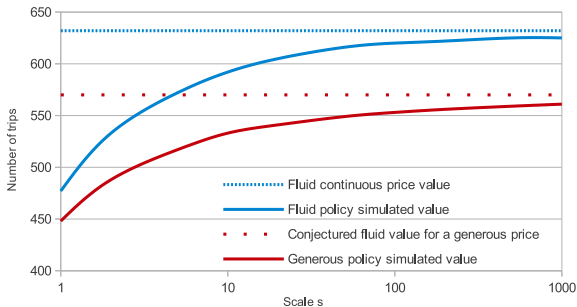
$$\mathcal{S}^F = \left\{ \left( n_a \in \mathbb{R} : a \in \mathcal{M}, n_{a,b} \in \mathbb{R} : (a,b) \in \mathcal{D}, t \in [0, T] \right) \right. \\ \left. / \sum_{i \in \mathcal{M} \cup \mathcal{D}} n_i = N \ \& \ n_a + \sum_{b \in \mathcal{M}} n_{b,a} \leq K_a, \ \forall a \in \mathcal{M}, \ \forall t \in [0, T] \right\}$$

$s$ -scaled problème à prix continu – espace d'état discret ( $R = \{1, \dots, s\}$ )

$$\mathcal{S}(s) = \left\{ \left( s \cdot n_a \in \mathbb{N} : a \in \mathcal{M}, n_{a,b}^r \in \mathbb{N} : ((a,b), r) \in \mathcal{D} \times R, s \cdot t \in \mathcal{T} \right) \right. \\ \left. / \sum_{i \in \mathcal{M} \cup \mathcal{D} \times R} n_i = N \ \& \ n_a + \sum_{r \in R} \sum_{b \in \mathcal{M}} n_{b,a}^r \leq K_a, \ \forall a \in \mathcal{M}, \ \forall s \cdot t \in \mathcal{T} \right\}$$

- Espace d'état rescalé, unité entier  $\rightarrow$  unité fraction  $1/s$
- Chaque pas de temps divisé en  $s$  parties  $\rightarrow$  durée  $(s\mathcal{T})^{-1}$
- Temps de transport  $\rightarrow$   $s$  serveurs en série avec taux  $s\mu_{a,b}^t$
- Transitions accélérées par un facteur  $s \rightarrow \Lambda_{a,b}^t(s) = s\Lambda_{a,b}^t$
- Contrôle continu sur les prix  
 $\rightarrow$  demande  $\lambda_{a,b}^t(s) \in [0, \Lambda_{a,b}^t(s)]$  obtenue au prix  $\frac{1}{s}p_{a,b}^t(\frac{1}{s}\lambda_{a,b}^t(s))$ .

# Fluid approximation =? $\infty$ -scaled problem



## Conjecture

*SCSCLP policies*

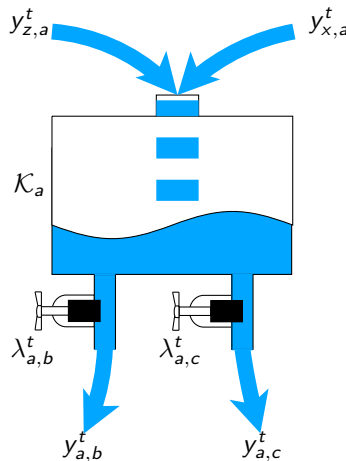
= asymptotic limit of  $s$ -scaled problem

- Upper Bound on dynamic policies

## A plumbing problem with *equity* (FCFS rule)

Flow evaluation  $y$  for fixed demand  $\lambda$

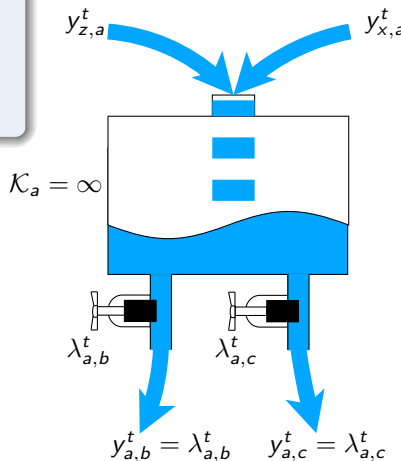
- Departure equity  $\Leftrightarrow$  Arrival equity?



## A plumbing problem with *equity* (FCFS rule)

### Flow evaluation $y$ for fixed demand $\lambda$

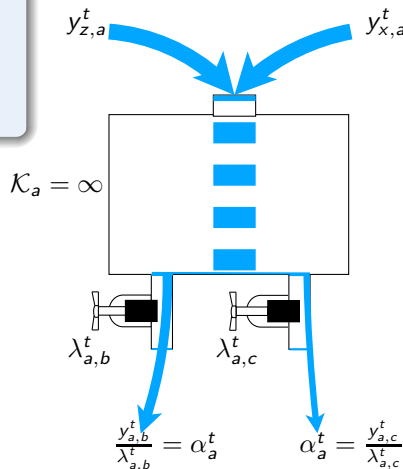
- Departure equity  $\Leftrightarrow$  Arrival equity?
- Infinite size – Only departure equity



## A plumbing problem with *equity* (FCFS rule)

### Flow evaluation $y$ for fixed demand $\lambda$

- Departure equity  $\Leftrightarrow$  Arrival equity?
- Infinite size – Only departure equity

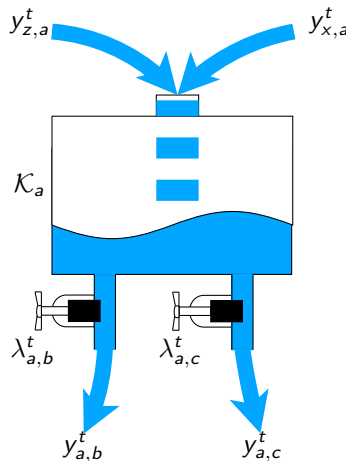


## A plumbing problem with *equity* (FCFS rule)

### Flow evaluation $y$ for fixed demand $\lambda$

- Departure equity  $\Leftrightarrow$  Arrival equity?
  - Infinite size – Only departure equity
  - Finite size – Non linear dynamic!
- Steady state evaluation “hard”

... Optimization “hard” with discrete prices ...





## A plumbing problem with *equity* (FCFS rule)

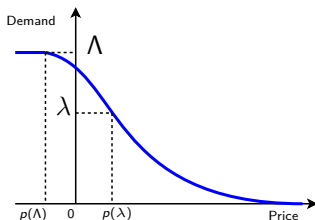
### Flow evaluation $y$ for fixed demand $\lambda$

- Departure equity  $\Leftrightarrow$  Arrival equity?
  - Infinite size – Only departure equity
  - Finite size – Non linear dynamic!
- Steady state evaluation “hard”

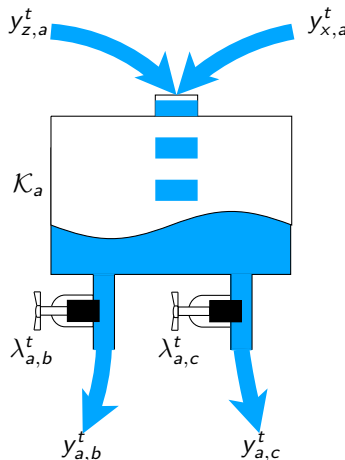
... Optimization “hard” with discrete prices ...

⇒ Use of continuous prices

Always fill the pipes:  $y_{a,b}^t = \lambda_{a,b}^t$



Elastic demand  $\lambda_{a,b}^t \in [0, \Lambda_{a,b}^t]$



# Fluid approximation – Continuous control

Continuous **Non Linear** Program

$$\max \sum_{(a,b) \in \mathcal{D}} \int_0^T \lambda_{a,b}(\theta) p(\lambda_{a,b}(\theta)) d\theta \quad (\text{Gain})$$

$$\text{s.t.} \quad \sum_{a \in \mathcal{M}} s_a(0) = N \quad (\text{Nb. vehicles})$$

$$s_a(0) = s_a(T) \quad \forall a \quad (\text{Flow stabilization})$$

$$s_a(t) = s_a(0) + \int_0^t \sum_{(b,a) \in \mathcal{D}} \lambda_{b,a}(\theta - \mu_{b,a}^{-1}) - \lambda_{a,b}(\theta) d\theta \quad \forall a, t \quad (\text{Flow conservation})$$

$$0 \leq \lambda_{a,b}(t) \leq \Lambda_{a,b}^t \quad \forall a, b, t \quad (\text{Max demand})$$

$$r_a(t) = \sum_{b \in \mathcal{M}} \int_0^{\mu_{b,a}^{-1}} \lambda_{b,a}(t - \theta) d\theta \quad \forall a, t \quad (\text{Reservation})$$

$$0 \leq s_a(t) + r_a(t) \leq \mathcal{K}_a \quad \forall a, t \quad (\text{Station capacity})$$

$$\lambda_{a,b}^t = y_{a,b}^t$$

# Fluid approximation – Continuous control

State-Constrained Separated Continuous **Linear** Program (SCSCLP)

$$\max \sum_{(a,b) \in \mathcal{D}} \int_0^T \lambda_{a,b}(\theta) p(\lambda_{a,b}(\theta)) d\theta \quad (\text{Flow})$$

$$\text{s.t.} \quad \sum_{a \in \mathcal{M}} s_a(0) = N \quad (\text{Nb. vehicles})$$

$$s_a(0) = s_a(T) \quad \forall a \quad (\text{Flow stabilization})$$

$$s_a(t) = s_a(0) + \int_0^t \sum_{(b,a) \in \mathcal{D}} \lambda_{b,a}(\theta - \mu_{b,a}^{-1}) - \lambda_{a,b}(\theta) d\theta \quad \forall a, t \quad (\text{Flow conservation})$$

$$0 \leq \lambda_{a,b}(t) \leq \Lambda_{a,b}^t \quad \forall a, b, t \quad (\text{Max demand})$$

$$r_a(t) = \sum_{b \in \mathcal{M}} \int_0^{\mu_{b,a}^{-1}} \lambda_{b,a}(t - \theta) d\theta \quad \forall a, t \quad (\text{Reservation})$$

$$0 \leq s_a(t) + r_a(t) \leq \mathcal{K}_a \quad \forall a, t \quad (\text{Station capacity})$$

$$\lambda_{a,b}^t = y_{a,b}^t$$

# Fluid approximation – Continuous control

State-Constrained Separated Continuous **Linear** Program (SCSCLP)

$$\max \sum_{(a,b) \in \mathcal{D}} \int_0^T \lambda_{a,b}(\theta) d\theta \quad (\text{Flow})$$

$$\text{s.t.} \quad \sum_{a \in \mathcal{M}} s_a(0) = N \quad (\text{Nb. vehicles})$$

$$s_a(0) = s_a(T) \quad \forall a \quad (\text{Flow stabilization})$$

$$s_a(t) = s_a(0) + \int_0^t \sum_{(b,a) \in \mathcal{D}} \lambda_{b,a}(\theta - \mu_{b,a}^{-1}) - \lambda_{a,b}(\theta) d\theta \quad \forall a, t \quad (\text{Flow conservation})$$

$$0 \leq \lambda_{a,b}(t) \leq \Lambda_{a,b}^t \quad \forall a, b, t \quad (\text{Max demand})$$

$$r_a(t) = \sum_{b \in \mathcal{M}} \int_0^{\mu_{b,a}^{-1}} \lambda_{b,a}(t - \theta) d\theta \quad \forall a, t \quad (\text{Reservation})$$

$$0 \leq s_a(t) + r_a(t) \leq \mathcal{K}_a \quad \forall a, t \quad (\text{Station capacity})$$

- $\in$  SCSCLP class,  $\exists$  efficient algorithms (Luo and Bertsimas (1999))

→ Static heuristic policy

# Fluid approximation – Continuous control

State-Constrained Separated Continuous **Linear** Program (SCSCLP)

$$\max \sum_{(a,b) \in \mathcal{D}} \int_0^T \lambda_{a,b}(\theta) d\theta \quad (\text{Flow})$$

$$\text{s.t.} \quad \sum_{a \in \mathcal{M}} s_a(0) = N \quad (\text{Nb. vehicles})$$

$$s_a(0) = s_a(T) \quad \forall a \quad (\text{Flow stabilization})$$

$$s_a(t) = s_a(0) + \int_0^t \sum_{(b,a) \in \mathcal{D}} \lambda_{b,a}(\theta - \mu_{b,a}^{-1}) - \lambda_{a,b}(\theta) d\theta \quad \forall a, t \quad (\text{Flow conservation})$$

$$0 \leq \lambda_{a,b}(t) \leq \Lambda_{a,b}^t \quad \forall a, b, t \quad (\text{Max demand})$$

$$r_a(t) = \sum_{b \in \mathcal{M}} \int_0^{\mu_{b,a}^{-1}} \lambda_{b,a}(t - \theta) d\theta \quad \forall a, t \quad (\text{Reservation})$$

$$0 \leq s_a(t) + r_a(t) \leq \mathcal{K}_a \quad \forall a, t \quad (\text{Station capacity})$$

¿ Upper bound on dynamic policies ?

# Fluid approximation – Continuous control

State-Constrained Separated Continuous **Linear** Program (SCSCLP)

$$\max \sum_{(a,b) \in \mathcal{D}} \int_0^T \lambda_{a,b}(\theta) d\theta \quad (\text{Flow})$$

$$\text{s.t.} \quad \sum_{a \in \mathcal{M}} s_a(0) = N \quad (\text{Nb. vehicles})$$

$$s_a(0) = s_a(T) \quad \forall a \quad (\text{Flow stabilization})$$

$$s_a(t) = s_a(0) + \int_0^t \sum_{(b,a) \in \mathcal{D}} \lambda_{b,a}(\theta - \mu_{b,a}^{-1}) - \lambda_{a,b}(\theta) d\theta \quad \forall a, t \quad (\text{Flow conservation})$$

$$0 \leq \lambda_{a,b}(t) \leq \Lambda_{a,b}^t \quad \forall a, b, t \quad (\text{Max demand})$$

$$r_a(t) = \sum_{b \in \mathcal{M}} \int_0^{\mu_{b,a}^{-1}} \lambda_{b,a}(t - \theta) d\theta \quad \forall a, t \quad (\text{Reservation})$$

$$0 \leq s_a(t) + r_a(t) \leq \mathcal{K}_a \quad \forall a, t \quad (\text{Station capacity})$$

¿ Upper bound on dynamic policies ?

¿ Interest of considering time dependant demand ?

# Fluid approximation – Stationary demand

## Stable Fluid Linear Program

$$\begin{aligned}
 \max \quad & \sum_{(a,b) \in \mathcal{D}} \lambda_{a,b} && \text{(Flow)} \\
 \text{s.t.} \quad & \sum_{(a,b) \in \mathcal{D}} \lambda_{a,b} = \sum_{(b,a) \in \mathcal{D}} \lambda_{b,a} && \forall a \in \mathcal{M} \quad \text{(Flow conservation)} \\
 & 0 \leq \lambda_{a,b} \leq \Lambda_{a,b} && \forall (a,b) \in \mathcal{D} \quad \text{(Max. demand)} \\
 & \sum_{(a,b) \in \mathcal{D}} \frac{1}{\mu_{a,b}} \lambda_{a,b} + \sum_{a \in \mathcal{M}} s_a = N && \text{(Nb. vehicles)} \\
 & \sum_{b \in \mathcal{M}} \frac{1}{\mu_{a,b}} \lambda_{a,b} + s_a \leq \mathcal{K}_a && \forall a \in \mathcal{M} \quad \text{(Reservation)}
 \end{aligned}$$

- $\lambda_{a,b} = y_{a,b}$

# Fluid approximation – Stationary demand

## Stable Fluid Linear Program

$$\begin{aligned}
 \max \quad & \sum_{(a,b) \in \mathcal{D}} \lambda_{a,b} && \text{(Flow)} \\
 \text{s.t.} \quad & \sum_{(a,b) \in \mathcal{D}} \lambda_{a,b} = \sum_{(b,a) \in \mathcal{D}} \lambda_{b,a} && \forall a \in \mathcal{M} \quad \text{(Flow conservation)} \\
 & 0 \leq \lambda_{a,b} \leq \Lambda_{a,b} && \forall (a,b) \in \mathcal{D} \quad \text{(Max. demand)} \\
 & \sum_{(a,b) \in \mathcal{D}} \frac{1}{\mu_{a,b}} \lambda_{a,b} + \sum_{a \in \mathcal{M}} s_a = N && \text{(Nb. vehicles)} \\
 & \sum_{b \in \mathcal{M}} \frac{1}{\mu_{a,b}} \lambda_{a,b} + s_a \leq \mathcal{K}_a && \forall a \in \mathcal{M} \quad \text{(Reservation)}
 \end{aligned}$$

- $\lambda_{a,b} = y_{a,b}$
- If  $N \leq \sum_{a \in \mathcal{M}} \mathcal{K}_a$



# Fluid approximation – Stationary demand

## Stable Fluid Linear Program

$$\begin{aligned} \max \quad & \sum_{(a,b) \in \mathcal{D}} \lambda_{a,b} && \text{(Flow)} \\ \text{s.t.} \quad & \sum_{(a,b) \in \mathcal{D}} \lambda_{a,b} = \sum_{(b,a) \in \mathcal{D}} \lambda_{b,a} \quad \forall a \in \mathcal{M} && \text{(Flow conservation)} \\ & 0 \leq \lambda_{a,b} \leq \Lambda_{a,b} \quad \forall (a,b) \in \mathcal{D} && \text{(Max. demand)} \\ & \sum_{(a,b) \in \mathcal{D}} \frac{1}{\mu_{a,b}} \lambda_{a,b} \leq N && \text{(Nb. vehicles)} \\ & \sum_{b \in \mathcal{M}} \frac{1}{\mu_{a,b}} \lambda_{a,b} \leq \mathcal{K}_a \quad \forall a \in \mathcal{M} && \text{(Reservation)} \end{aligned}$$

### Theorem (W. and Jost (2013b))

*Stable fluid LP value is an upper bound on dynamic policies.*

### Sketch of proof

- Any dynamic policy is giving a solution of stable fluid with same value

# Fluid approximation – Stationary demand

## Stable Fluid Linear Program

$$\begin{aligned}
 \max \quad & \sum_{(a,b) \in \mathcal{D}} \lambda_{a,b} && \text{(Flow)} \\
 \text{s.t.} \quad & \sum_{(a,b) \in \mathcal{D}} \lambda_{a,b} = \sum_{(b,a) \in \mathcal{D}} \lambda_{b,a} \quad \forall a \in \mathcal{M} && \text{(Flow conservation)} \\
 & 0 \leq \lambda_{a,b} \leq \Lambda_{a,b} \quad \forall (a,b) \in \mathcal{D} && \text{(Max. demand)} \\
 & \sum_{(a,b) \in \mathcal{D}} \frac{1}{\mu_{a,b}} \lambda_{a,b} \leq N && \text{(Nb. vehicles)} \\
 & \sum_{b \in \mathcal{M}} \frac{1}{\mu_{a,b}} \lambda_{a,b} \leq \mathcal{K}_a \quad \forall a \in \mathcal{M} && \text{(Reservation)}
 \end{aligned}$$

Adaptation to time dependent demands

⇒ Pointwise Stationary Approximation (PSA) (Green and Kolesar, 1991)