



HAL
open science

Biological versus chemical leaching of electronic waste for copper and gold recovery

Arda Isildar

► **To cite this version:**

Arda Isildar. Biological versus chemical leaching of electronic waste for copper and gold recovery. Environmental Engineering. Université Paris-Est; Università degli studi (Cassino, Italie), 2016. English. NNT : 2016PESC1125 . tel-01738056

HAL Id: tel-01738056

<https://theses.hal.science/tel-01738056v1>

Submitted on 20 Mar 2018

HAL is a multi-disciplinary open access archive for the deposit and dissemination of scientific research documents, whether they are published or not. The documents may come from teaching and research institutions in France or abroad, or from public or private research centers.

L'archive ouverte pluridisciplinaire **HAL**, est destinée au dépôt et à la diffusion de documents scientifiques de niveau recherche, publiés ou non, émanant des établissements d'enseignement et de recherche français ou étrangers, des laboratoires publics ou privés.

Biological versus chemical leaching of electronic waste for copper and gold recovery

**BIOLOGICAL VERSUS CHEMICAL LEACHING OF ELECTRONIC WASTE FOR
COPPER AND GOLD RECOVERY**

Submitted in fulfillment of the requirements of the doctoral schools of Université Paris-Est Marne-la-Vallée (France), Università degli Studi di Cassino e del Lazio Meridionale (Italy) and UNESCO-IHE Institute for Water Education (the Netherlands).

Arda Işıldar

Joint PhD degree in Environmental Technology

UNIVERSITÉ —
— PARIS-EST

Docteur de l'Université Paris-Est
Spécialité: Science et Technique de l'Environnement



Dottore di Ricerca in Tecnologie Ambientali



UNESCO-IHE
Institute for Water Education

Doctor of Philosophy in Environmental Technology

Tesi di Dottorato – Thèse – PhD thesis

Arda Işıldar

Biological versus chemical leaching of electronic waste for copper and gold
recovery

Defended on November 18th, 2016
and approved by

the PhD committee

Professor Erkan Şahinkaya	Reviewer
Associate Professor Jaco Huisman	Reviewer
Associate Professor Ester van der Voet	Reviewer
Professor Kenneth Irvine	Examiner
Professor Piet N. L. Lens	Promotor
Associate Professor Eric D. van Hullebusch	Co-Promotor
Associate Professor Giovanni Esposito	Co-Promotor

Thesis committee:

Thesis Promotor:

Prof. Dr. ir. Piet N. L. Lens

Professor of Environmental Biotechnology

UNESCO-IHE Institute for Water Education, Delft, the Netherlands

Thesis Co-promotors:

Dr. Hab. Eric D. van Hullebusch

Hab. Associate Professor of Biogeochemistry

Université Paris-Est Marne-la-Vallée, Paris, France

Dr. Giovanni Esposito

Associate Professor of Sanitary and Environmental Engineering

Università degli Studi di Cassino e del Lazio Meridionale, Cassino, Italy

Other members:

Prof. Erkan Şahinkaya

Professor of Environmental Engineering

Faculty of Bioengineering, Istanbul Medeniyet University, Istanbul, Turkey

Dr. Jaco Huisman

Associate Professor of Design for Sustainability and Product Innovation Management

Faculty of Industrial Design Engineering, TU Delft, Delft, the Netherlands

Dr. Ester van der Voet

Associate Professor of Industrial Ecology

Institute of Environmental Sciences (CML), Leiden University, Leiden, the Netherlands

Prof. Kenneth Irvine

Professor of Aquatic Systems

UNESCO-IHE Institute for Water Education, Delft, the Netherlands

Thesis mentors:

Dr. Eldon R. Rene

UNESCO-IHE Institute for Water Education, Delft, the Netherlands

Dr. Jack van de Vossenberg

UNESCO-IHE Institute for Water Education, Delft, the Netherlands

This research was conducted under the auspices of Erasmus Mundus Joint Doctorate Environmental Technologies for Contaminated Solids, Solids and Sediments (ETeCoS³) and the Graduate School for Socio-Economic and Natural Sciences of the Environment (SENSE).

“Look deeper into the nature, and then you will understand everything better.”

Albert Einstein

Acknowledgments

This PhD work would have not been successfully and joyfully completed without the contributions of many exceptional people, who made this journey a life experience rather than a mere research project.

My sincere gratitude goes to my promoter Prof. Piet N.L. Lens who acutely dedicated his time, effort, and valuable experience to this research project. My academic path and learning journey would not have shaped without his indispensable mentorship, training, and guidance.

When it comes to gratitude, my co-promoter Prof. Eric D. van Hullebusch deserves a special reservation, who undeniably formed my professional development and helped me open many new frontiers in my career. Without doubts, Eric will remain a lifelong counsel, an esteemed colleague, and a friend, beyond this PhD project.

The contribution of Dr. Eldon Rene shaped the skeleton of this PhD work and bequeathed virtually all parts of this journey. His outstanding ability to balance professionalism and extracurricular activities made an excellent example of an esteemed researcher and an engineer. Dr. Jack van de Vossenbergh was a source of inspiration, without whom this work would have not been completed, and a keen, detail-oriented, critical reviewer of scientific findings.

Dr. Venkata Nancharaiah Yarlagadda facilitated the laboratory sessions in the best way any PhD fellow can dream of. Prof. Giovanni Esposito was always promptly available for any issue that may rise, and organized the enjoyable Summer School evenings in Cassino. Thank you, Giovanni, for coordinating the ETeCoS³ programme.

The data would have not been accurately delivered without the tireless support of Ferdi, Peter Frank, Berend, Fred in Delft, and Chloé and Yoan in Paris. Especially the impressive teamwork of the UNESCO-IHE lab staff showed that a whole was more than the sum of its individual parts.

I had the exceptional privilege to work with excellent M.Sc. students Bienvenu Mizero, Thresa Musongo, Marco Villares, Yaowen Wang, and Nuria Caseres. Neither the data would have been comprehensive, nor the discussion would have been in-depth without their valuable contribution. Special thanks go to Mr. Marco Villares, who not only shaped the course of this PhD work but also became an indispensable companion in professional and off-work environments.

Many thanks to all the ETeCoS³ and ABWET colleagues; Chiara, Joy, Rohan, Suthee, Carlos, Susma, Anna, Manivannan, Lucian, Joana, Clément, Soliu, Douglas, Francesco, Ludovico, Kirki, Lea, Shrutika, Suchanya, Anna, who are not only fellow researchers but also friends and a source of a collective aura. The Summer Schools would have not been the same without the spontaneous sangria parties. Friends scattered around cities; Eirini, Iosif, Marco, Chris, Paulo, Mohaned, Alex, Poolad, Paolo, Maria, Sanaz, Ali, Germana, Angélica, Paulo, Maria, Nico, Veronica, Xiaoxia, Alessandra, Ekin, Omar, I celebrate our lifelong friendship built on invaluable memories acquired in Delft, Leiden, Paris, and Cassino. Special thanks go to Clément, Chiara, and Dave who helped in translating the summary of this thesis.

Special thanks go to the colleagues at SIMS Recycling in Eindhoven, and at UNESCO-IHE IT department, colleagues at UNESCO-IHE, and the citizens of city of Delft for kindly providing the WEEE samples. And finally, I would like to address my appreciation to the sponsor of this work, the European Commission, which financially supported the project.

Summary

The well-being of the society depends on several metals, including base metals, precious metals, and increasingly rare earth elements (REE). The usage of these metals increased in numerous applications, including electrical and electronic equipment (EEE), and their interrupted supply is at stake. Modern electronic devices contain up to 60 metals. There is an increasing interest in the secondary sources of these metals, particularly waste electrical and electronic equipment (WEEE) in order to compensate their potential supply deficit. This PhD thesis demonstrates the advantages and bottlenecks of biological and chemical approaches, as well as the advances and perspectives in the development of sustainable processes for metal recovery from WEEE. Furthermore, a novel process for the recovery of metals from WEEE is described, and a techno-economic assessment is given.

Discarded printed circuit boards (PCB) from personal computers (PC), laptops, mobile phones and telecom servers were studied. Following an extensive literature review, a novel characterization and total metal assay method was introduced and applied to the waste board materials. Discarded PCB contained metals in the range of (% , by weight): copper (Cu) 17.6 - 39.0, iron (Fe) 0.7 - 7.5, aluminum (Al) 1.0 - 5.5, nickel (Ni) 0.2 - 1.1, zinc (Zn) 0.3 - 1.2, as well as gold (Au) (in ppm) 21 - 320. Multi-criteria analysis (MCA) using the analytical hierarchical process (AHP) methodology was applied for selection of the best-suited metal recovery technology. A proof-of-concept for a two-step bioleaching extraction is given, in which 98.4% and 44.0% of the Cu and Au, respectively, were extracted. The two-step extraction procedure was also applied in the chemical leaching of metals from discarded PCB. Cu leaching was carried in an acidic oxidative mixture of H_2SO_4 and H_2O_2 , whereas Au was leached by $\text{S}_2\text{O}_3^{2-}$ in a NH_4^+ medium, catalyzed by CuSO_4 . Under the optimized conditions, 99.2% and 92.2% of Cu and Au, respectively, were extracted from the board material. Selective recovery of Cu from the bioleaching leachate using sulfidic precipitation and electrowinning was studied. Cu was selectively recovered on the cathode electrode at a 50 mA current density in 50 min., with a 97.8% efficiency and 65.0% purity. The techno-economic analysis and environmental sustainability assessment of the new technology at an early stage of development was investigated.

Sommario

Il benessere della società dipende dal numero di metalli, compresi i metalli vili, i metalli preziosi e sempre di più le terre rare (rare earth elements, REE). L'uso di questi metalli è aumentato in varie applicazioni, anche nelle apparecchiature elettriche ed elettroniche (AEE) e la loro ininterrotta provvista è a rischio. Vi è un crescente interesse nelle fonti secondarie di questi metalli, particolarmente nei rifiuti delle apparecchiature elettriche ed elettroniche (RAEE), per compensare il loro potenziale deficit di approvvigionamento. Questa tesi di dottorato dimostra i vantaggi e le difficoltà delle strategie chimiche e biologiche, nonché i progressi e le prospettive dello sviluppo dei processi sostenibili per il recupero dei metalli dai RAEE. Inoltre, viene qui descritto un nuovo processo per il recupero dei metalli dai RAEE e ne viene fornita una valutazione tecnico-economica.

Sono stati investigati circuiti stampati (printed circuit boards, PCB) che vengono scartati da personal computer (PC), computer portatili, telefoni cellulari e server di telecomunicazioni. A seguito di un'ampia revisione letteraria, un nuovo metodo per la caratterizzazione e per il dosaggio dei metalli è stato introdotto e applicato ai materiali di rifiuto da PCB. I PCB scartati contenevano metalli in diversa percentuale di peso (%), compresa tra: 17.6 - 39.0 di rame (Cu), 0.7 - 7.5 di ferro (Fe), 1.0 - 5.5 di alluminio (Al), 0.2 - 1.1 di nichel (Ni), 0.3 - 1.2 di zinco (Zn), così come 21 - 320 (in ppm) di oro (Au). Inoltre, per selezionare la tecnologia più appropriata è stata applicata un'analisi multi-criterio (AMC) utilizzando un processo d'analisi gerarchico (analytical hierarchical process, AHP). Una verifica teorica è stata eseguita sulla biolisciviazione a due fasi per l'estrazione dei metalli, nella quale sono stati estratti rispettivamente il 98.0% e il 44.0% di Cu e Au. La procedura di estrazione a due fasi è stata applicata alla lisciviazione chimica dei metalli dai PCB. La lisciviazione di Cu è stata effettuata in una miscela acido-ossidativa di H_2SO_4 e H_2O_2 , mentre per l' Au è stato usato il $\text{S}_2\text{O}_3^{2-}$ in una soluzione di coltura con NH_4^+ , catalizzato da CuSO_4 . Nelle condizioni ottimali, il 99.2% di Cu e il 92.2% di Au sono stati estratti dai PCB. È stato investigato il recupero selettivo di Cu dal percolato di biolisciviazione attraverso la precipitazione con il solfuro e l'elettrorefinazione. Il Cu è stato selettivamente recuperato al catodo ad una densità di corrente di 50 mA in 50 minuti, con un'efficienza del 97.8% e il 65.0% di purezza. Sono state effettuate l'analisi tecnico-economica e la valutazione sulla sostenibilità ambientale di questa nuova tecnologia nuova tecnologia nella sua fase primordiale di sviluppo.

Samenvatting

Het welzijn van onze samenleving is afhankelijk van verscheidene metalen, inclusief onedele metalen, edele metalen, en in toenemende mate zeldzame aardmetalen. Het gebruik van deze metalen is toegenomen in vele toepassingen, inclusief elektrische en elektronische apparatuur (EEA), en hun onderbroken aanvoer staat op het spel. Moderne elektronische apparaten kunnen tot wel 60 metalen bevatten. Er is een toenemende interesse in secundaire bronnen voor deze metalen, vooral afgedankte elektrische en elektronische apparatuur (AEEA), om het mogelijke tekort in aanvoer te compenseren. Dit proefschrift demonstreert de voordelen en knelpunten van biologische en chemische aanpakken, alsmede de vooruitgang en perspectieven in de ontwikkeling van processen voor het herwinnen van metaal uit AEEA. Bovendien wordt een nieuwe methode voor de herwinning van metalen uit AEEA beschreven en een technisch-economische beoordeling gegeven.

Afgedankte printplaten uit persoonlijke computers (PC), laptops, mobiele telefoons, en telecom servers zijn bestudeerd. Na een extensieve literatuurstudie is een nieuwe karakterisatie en totale metaal keuring geïntroduceerd en toegepast op de afgedankte platen. De afgedankte printplaten bevatten de volgende metalen (% van het gewicht): koper (Cu) 17.6 -39.0, ijzer (Fe) 0.7 -7.5, aluminium (Al) 1.0 - 5.5, nikkel (Ni) 0.2 - 1.1, zink (Zn) 0.3 - 1.2, en goud (Au) (in ppm) 21 - 320. Daarnaast is een multicriteria analyse (MCA), met gebruik van de analytische hiërarchisch proces (AHP) methode, toegepast voor de keuze van de meest geschikte technologie. Een 'proof of concept' voor een 'bioleaching' extractie in twee stappen wordt beschreven, waarbij 98.4% van de koper, en 44.0% van het zilver onttrokken werd. De extractieprocedure werd toegepast voor het chemisch uitloggen van metalen uit printplaten. Uitloging van Cu werd uitgevoerd in een zuur, oxidatief mengsel van H_2SO_4 en H_2O_2 , terwijl Au werd uitgeloogd door $\text{S}_2\text{O}_3^{2-}$ in een NH_4^+ medium, gekatalyseerd door CuSO_4 . Onder geoptimaliseerde omstandigheden werd 99.2% Cu en 92.2% Au uit de printplaat onttrokken. Selectieve herwinning van Cu uit de 'bioleaching' loging met behulp van sulfidische neerslag en electrowinning is bestudeerd. Cu werd selectief herwonnen van de kathode bij een stroom van 50 mA gedurende 50 minuten, met een effectiviteit van 97.8% en een puurheid van 65.0%. De technisch-economische analyse en duurzaamheid van de nieuwe technologie in een vroeg stadium van de ontwikkeling zijn onderzocht.

Résumé

Le bien-être de notre société dépend directement de plusieurs métaux tels que les métaux communs, les métaux précieux et, de plus en plus, les terres rares (TR). L'utilisation de ces métaux s'est développée dans de nombreuses applications, notamment pour les équipements électriques et électroniques (EEE), et leur approvisionnement interrompu est un enjeu majeur. Les appareils électroniques modernes contiennent jusqu'à 60 métaux différents. Il y a un intérêt grandissant pour les sources secondaires de ces métaux, en particulier les déchets d'équipements électriques et électroniques (DEEE), afin de compenser des potentiels manques d'approvisionnement. Cette thèse de doctorat montre les avantages et les inconvénients des approches biologiques et chimiques, ainsi que des avancées et perspectives dans le développement de procédés viables for la récupération des métaux des DEEE. Un nouveau procédé for la récupération des métaux des DEEE est décrit et une évaluation économique est fournie.

Les cartes de circuits imprimés (CCI) des ordinateurs de bureau, des ordinateurs portables, des téléphones mobiles et des serveurs de télécommunications ont été étudiées. Les CCI jetées contenaient des concentration en métaux dans la gamme (% du poids) cuivre (Cu) 17,6 - 39,0 / fer (Fe) 0,7 - 7,5 / aluminium (Al) 1,0 - 5,5 / nickel (Ni) 0,2 - 1,1 / zinc (Zn) 0,3 - 1,2 , ainsi que de l'or (Au) (en ppm) 21 - 320. Une analyse multicritère (AMC) utilisant la méthodologie du processus d'analyse hiérarchique (PAH) a été appliquée pour la sélection de la technologie de récupération des métaux la plus adaptée. Une preuve du concept d'extraction par une double étape de biolixiviation est fournie, dans laquelle 98,4% et 44,0% de cuivre et d'or, respectivement, ont été extrait. Cette procédure d'extraction à deux étapes a aussi été appliquée pour la lixiviation chimique des métaux des CCI. La lixiviation du Cu a été effectuée dans un mélange acide d' H_2SO_4 et d' H_2O_2 , alors que l'Au a été extrait par du $\text{S}_2\text{O}_3^{2-}$ dans un milieu NH_4^+ , catalysé par CuSO_4 . Avec les conditions opératoires optimales, 99,2% et 92,2% de Cu et d'Au, respectivement, ont été extrait de ces matériaux. La récupération sélective du Cu du lixiviat de biolixiviation a été étudiée en utilisant la précipitation sulfurée et l'extraction électrolytique (electrowinning). Le Cu a été récupéré de manière sélective en 50 min sur la cathode à une densité de courant de 50 mA, avec une efficacité de 97,8% et une pureté de 65,0%. L'analyse technico-économique et l'évaluation de la viabilité environnementale de la nouvelle technologie à un stade précoce de développement ont été étudiées.

Contents

1	Introduction	1
1.1	Introduction	1
1.1.1	Waste electrical and electronic equipment (WEEE) as a secondary source of metals	1
1.2	Research goals and questions	4
1.3	Research approach and methodology	5
1.4	Structure of this dissertation	6
2	Electronic waste as a secondary source of metals, its management and recovery technologies	8
	Abstract	9
2.1	Introduction	9
2.1.1	Definition of waste electrical and electronic equipment (WEEE)	9
2.1.2	Generation of WEEE	9
2.2	Global and regional WEEE generation	10
2.2.1	Electronic waste as a secondary source of metals	12
2.3	Management of WEEE	13
2.3.1	Disposal and processing of WEEE	13
2.3.2	Transboundary movement of WEEE	14
2.3.3	WEEE regulations	16
2.4	Composition of metals in WEEE	17
2.4.1	Critical metal content of electrical and electronic equipment (EEE)	17
2.4.2	Material composition of electronic waste	17
2.4.3	Printed circuit boards (PCB)	18
2.4.4	Hard disk drives	25
2.4.5	Displays	25
2.5	Metal recovery from WEEE	28
2.5.1	Metal recovery technologies	28
2.5.1.1	Physical pretreatment of electronic waste	30
2.5.1.2	Manual sorting and separation	31
2.5.1.3	Size reduction/comminution	31
2.5.1.4	Corona-electrostatic and Eddy-current separation	32

2.5.1.5	Magnetic separation	32
2.5.1.6	Gravity separation	33
2.5.2	Treatment and refining of WEEE	33
2.5.2.1	Thermal treatment	33
2.5.2.2	Pyrolysis and gasification	34
2.5.3	Electrochemical metal recovery	34
2.5.4	Hydrometallurgical treatment of WEEE for metal recovery	36
2.5.4.1	Oxidative acid leaching	36
2.5.4.2	Cyanide leaching of precious metals	36
2.5.4.3	Thiosulfate leaching of gold	37
2.5.4.4	Thiourea leaching of gold	38
2.5.4.5	Halide leaching of gold	38
2.5.5	Biohydrometallurgical treatment of WEEE	39
2.5.5.1	Biohydrometallurgy	39
2.5.5.2	Bioprocessing of WEEE for metal recovery	40
2.5.5.3	Single step biohydrometallurgical processes	40
2.5.5.4	Multi-step biohydrometallurgical processes	41
2.6	Conclusions	44
3	Biorecovery of metals from electronic waste – A review	45
	Abstract	46
3.1	Introduction	46
3.2	Microbial mobilization of metals from electronic waste	47
3.2.1	Extraction of metals through biologically mediated reactions	47
3.2.2	Principles and mechanisms of microbial leaching	49
3.2.2.1	Dissolution mechanism of metal sulfides: the thiosulfate and polysulfide mechanisms	50
3.2.2.2	Physical contact mechanism: Contact, non-contact, and cooperative leaching	51
3.2.3	Metal mobilization mechanisms	53
3.2.3.1	Acidolysis	53
3.2.3.2	Complexolysis	53
3.2.3.3	Redoxolysis	54
3.2.4	Bioleaching of metals from electronic waste material	55
3.2.5	Microorganisms	57

3.2.5.1	Chemolithoautotrophs	58
3.2.5.2	Heterotrophs	64
3.2.6	Bioreactors	66
3.3	Biorecovery of metals	68
3.3.1	Biosorption	73
3.3.2	Reductive bioprecipitation	74
3.3.3	Biom mineralization	78
3.3.4	Biogenic sulfide precipitation of metals	79
3.4	Conclusions	81
4	Characterization of discarded printed circuit boards and a multi-criteria analysis approach for metal recovery technology selection	82
	Abstract	83
4.1	Introduction	83
4.2	Methodology	86
4.2.1	Source and preparation of the materials	86
4.2.2	Waste characterization and total metal assay	87
4.2.3	Analytical methods	87
4.2.4	Multi-criteria analysis for technology selection	88
4.2.4.1	Metal recovery technology alternatives	89
4.2.4.2	Selection of the criteria and establishing criteria hierarchy	91
4.2.4.3	Establishing criteria weights	93
4.2.4.4	Construction of the evaluation matrix	94
4.3	Results	95
4.3.1	Morphology of the discarded PCB	95
4.3.2	Particle size of the boards	95
4.3.3	Metal concentrations	96
4.3.4	Intrinsic value of the metals and total value of discarded printed circuit boards	97
4.3.5	Multi-criteria analysis and technology selection	97
4.4	Discussion	98
4.4.1	Metal concentrations and their intrinsic value	98
4.4.2	Importance of particle size in the metal extraction step	106
4.4.3	Technology selection for metal recovery	107
4.5	Conclusions	109

5 Bioleaching of copper and gold from discarded printed circuit boards	110
Abstract	111
5.1 Introduction	111
5.2 Materials and methods	113
5.2.1 Source and preparation of the waste material	113
5.2.2 Microorganisms and cultivation	113
5.2.3 Copper bioleaching experiments	114
5.2.4 Gold mobilization experiments	114
5.2.5 Characterization of discarded PCB	115
5.2.6 Detection of cyanide production by the cultures	115
5.2.7 Analytical methods	116
5.3 Results	117
5.3.1 Copper bioleaching by acidophiles	117
5.3.2 Morphology and chemical structure of the particulates	120
5.3.3 Cyanide production by <i>Pseudomonas</i> strains	120
5.3.4 Mobilization of gold	122
5.4 Discussion	122
5.4.1 Copper bioleaching from PCB by acidophiles	122
5.4.2 Cyanide production and gold bioleaching by i strains	125
5.4.3 Metal concentration of PCB	126
5.5 Conclusions	128
6 Two-step leaching of valuable metals from discarded printed circuit boards, process kinetics, and optimization using response surface methodology	129
Abstract	130
6.1 Introduction	130
6.2 Materials and methods	133
6.2.1 Source, preparation and characterization of the printed circuit boards (PCB)	133
6.2.2 Design of experiments (DoE) and optimization	133
6.2.3 Confirmatory leaching experiments	135
6.2.4 Analytical methods	136
6.3 Results	137

6.3.1	Metal concentrations and intrinsic value of the discarded PCB	137
6.3.2	Optimization of the metal extraction process using response surface methodology (RSM)	137
6.3.2.1	Optimization and desirability function	137
6.3.3	Interaction plots and surface plots	139
6.4	Leaching of copper in oxidative medium	145
6.5	Leaching of gold in ammoniacal thiosulfate medium	146
6.6	Discussion	147
6.6.1	Optimization of the process parameters for copper and gold leaching from discarded PCB	147
6.6.2	Characterization of discarded PCB	149
6.6.3	Leaching of Cu from the discarded PCB	150
6.6.4	Leaching of Au from the discarded telecom PCB	150
6.7	Conclusions	152
7	Selective recovery of copper from the leachate solution by sulfide precipitation and electrowinning	153
	Abstract	154
7.1	Introduction	154
7.2	Materials and methods	157
7.2.1	The leachate solution and its characterization	157
7.2.2	Sulfidic precipitation experiments	158
7.2.3	Electrowinning experiments	159
7.2.3.1	Voltammetry tests	160
7.2.3.2	Electrodeposition tests	160
7.2.3.3	Current (Faradic) efficiency and power consumption	161
7.2.4	Properties of the final products	161
7.2.5	Analytical methods	162
7.3	Results	163
7.3.1	Sulfidic precipitation of metals	163
7.3.2	Zeta potential and particle size distribution	164
7.3.3	Electrodeposition of metals	166
7.3.4	Energy consumption and current (Faradaic) efficiency	167
7.3.5	Final products	167
7.4	Discussion	170

7.4.1	Selective recovery of metals from the leachate solution	170
7.4.2	Energy consumption and process efficiency	172
7.4.3	The final products	173
7.5	Conclusions	175
8	Techno-economic assessment and environmental sustainability analysis of a newly developed metal recovery technology	176
	Abstract	177
8.1	Introduction	177
8.2	Methodology	181
8.2.1	Simulation of an ex ante metal recovery process	181
8.2.1.1	The biological route	183
8.2.1.2	The chemical route	184
8.2.1.3	The hybrid route	184
8.3	Sustainability assessment of the newly developed technology	186
8.3.1	Description of the life-cycle assessment system	186
8.3.2	Inventory analysis and data collection	187
8.3.3	Life-cycle impact system, classification and characterization	187
8.3.4	LCA data quality	188
8.3.5	Sensitivity analysis and uncertainty	188
8.4	Techno-economic assessment of the processes	190
8.5	Results and discussion	198
8.5.1	Economic evaluation	198
8.5.2	Environmental sustainability	200
8.5.2.1	Life-cycle impact assessment	200
8.5.2.2	Process contributions	202
8.5.3	Techno-economic analysis and feasibility of the processes	203
8.5.4	Environmental sustainability of the metal recovery processes	204
8.6	Conclusions	206
9	General discussion and conclusions	207
9.1	Introduction	208
9.2	Motivation for metal recovery from WEEE	209
9.3	Electronic waste as a secondary source of metals	211
9.3.1	Characterization of the discarded PCB from various sources	211

9.3.2	Economic value and prioritization of metal recovery	212
9.3.3	Factors influencing metal recovery technology development and application of multi-criteria assessment prior to research activities	213
9.4	Metal extraction from the discarded PCB	213
9.4.1	Biohydrometallurgy versus hydrometallurgy	213
9.4.2	Cyclic bioleaching reaction and iron speciation	215
9.5	Recovery: electrowinning versus sulfidic precipitation	216
9.6	Techno-economic assessment and environmental sustainability analysis of an emerging technology at an early stage of development	217
9.7	Strategies for the development of a sustainable technology to recover metals from electronic waste	218
9.8	Overall conclusions	219
	References	221

Nomenclature

AHP	Analytic hierarchy process
AMD	Acid mine drainage
BAT	Best available technologies
BFRs	Brominated flame retardants
CCD	Central composite design
CSTR	Continous stirred tank reactor
CPU	Central processign unit
CRT	Cathode ray tube
EEE	Electric and electronic equipment
ELCD	European life cycle database
EoL	End-of-life
EPR	Extended producer responsibility
EW	Electrowinning
GDP	Gross domestic product
GHG	Greenhouse gas emissions
HDD	Hard disc drive
ICT	Information and communication technology
ITO	Indium tin oxide
MCA	Multi-criteria assesment
MCDA	Multi-criteria decision analysis
LoC	Loss on comminution
LCA	Life-cycle assessment
LCD	Liquid crystal display
LCI	Life-cycle impact
LCIA	Life-cycle impact assessment
LED	Light emitting diode
LME	London metal exchange
LS	Leachate solution
MLCC	Multi-layer ceramic chip capacitors
NADH	Nicotinamide adenine dinucleotide
NdFeB	Neodymium iron boron

ORP	Oxidation and reduction potential
PAHs	Polycyclic aromatic hydrocarbons
PBB	Polybrominated biphenyls
PBDD/Fs	Polybrominated dibenzo-p-dioxins and dibenzofurans
PBDEs	Polybrominated diphenyl ethers
PCB	Printed circuit board
PCBs	polychlorinated biphenyls
PGM	Platinum group metals
PSD	Particle size distribution
RoHS	Restriction on the use of hazardous substances
RSM	Response surface methodology
REE	Rare earth elements
SEM	Scanning electron microscope
StEP	Solving the E-waste problem initiative
SRB	Sulfate-reducing bacteria
SS	Synthetic solution
TCI	Total capital investment
TCIC	Total capital investment costs
TIIC	Total indirect investment costs
TPEC	Total purchased equipment costs
TRL	Technology readiness level
TOC	Total operational costs
WEEE	Waste electrical and electronic equipment
WtE	Waste-to-energy
XRD	X-ray diffraction

Chapter 1

Introduction

1.1 Introduction

1.1.1 Waste electrical and electronic equipment (WEEE) as a secondary source of metals

Global waste electrical and electronic equipment (WEEE) generation was 41.8 million tons (Mt) in 2014, of which 9.5, 7.0 and 6.0 Mt belonged to EU-28, USA and China, respectively (StEP, 2015), and is likely to increase to 50 Mt in 2018 (Baldé et al., 2015). Low lifespan of electronic devices, perpetual innovation in electronics (Ongondo et al., 2015) and affordability of the devices (Wang et al., 2013) resulted in an unprecedented increase of WEEE. Despite the growing awareness and deterring legislation, most of the WEEE is disposed improperly, mostly landfilled (Cucchiella et al., 2015) or otherwise shipped overseas (Ladou and Lovegrove, 2008) to be treated in substandard conditions. Illegal shipping of such waste is a very important problem, currently dealt at an international level. When exported to the developing economies, the costs of WEEE treatment are externalized (McCann and Wittmann, 2015).

Management of WEEE is of environmental and social concern with global implications due to its hazardous nature. The nature of the production, distribution and disposal of electronic devices include global chains (Breivik et al., 2014). The source of the global WEEE problem has its roots in lack of technologically mature solutions, poor enforcement and high costs of legal operations, and waste being a global commodity in contrast with the regulations (Baird et al., 2014). It is simply cheaper for the end users to ship the waste material overseas. Lack of an effective technical solution, so as to efficiently and selectively recover metals plays a major role (Lundgren, 2012). In addition to all the hazards originating from WEEE, manufacturing electrical and electronic equipment (EEE) consumes considerable amounts of minerals, particularly metals. Electronics industry is the third largest consumer of gold (Au), responsible for 12% of the global demand, along with 30% for copper (Cu), silver (Ag) and tin (Sn) (McCann and Wittmann, 2015). More than one million people in 26 countries across Africa, Asia and South America work in gold mining, mostly in unregistered substandard conditions (Schipper and Haan, 2015).

The rapid increase of EEE production and consequent WEEE generation are reliant on access to a number of raw materials. Many of them are critical due to their limited supply, potential usage in other applications and economic importance (Bakas et al., 2014). The number of materials used in hi-tech products tremendously increased. WEEE is a complex mixture of

different materials in various concentrations. Modern devices encompass up to 60 elements, with an increase of complexity with various mixtures of compounds (Bloodworth, 2014). These elements go into the manufacture of microprocessors, circuit boards, displays, and permanent magnets usually in tiny quantities and often in complex alloys (Reck and Graedel, 2012). Discarded printed circuit boards (PCB) are an important secondary source of valuable metals. All EEE contains PCB (Marques, 2013) of various size, type and composition (Duan et al., 2011). These materials are a complex mixture of metals, polymers and ceramics (Yamane et al., 2011).

WEEE contains considerable quantities of valuable metals such as base metals, precious metals and rare earth elements (REE). These ‘specialty’ metals are used to enable enhanced performance in modern high-tech applications and are collectively termed technology metals (Reck and Graedel, 2012). Typically, a PCB includes very high concentrations of metals such as copper (Cu), iron (Fe), aluminum (Al), and nickel (Ni) along with precious metals such as gold (Au), silver (Ag), platinum (Pt), and palladium (Pd). Metal concentrations of discarded PCB are much higher than those of the natural ores. Metal recovery from discarded WEEE is conventionally carried out by pyrometallurgical and hydrometallurgical methods, which have their own drawbacks and limitations (Cui and Zhang, 2008). The composition of PCB after processing from a WEEE treatment plant is (by weight) 38.1% ferrous metals, 16.5% non-ferrous metals, and 26.5% plastic, and 18.9% others (Bigum et al., 2012). Precious metals are the main driver of recycling (Hagelüken, 2006), Au has the highest recovery priority; followed by copper (Cu), palladium (Pd), aluminium (Al), tin (Sn), lead (Pb), platinum (Pt), nickel (Ni), zinc (Zn) and silver (Ag) (Wang and Gaustad, 2012). On the other hand, the intrinsic value of non-precious technology (speciality) metals is increasing (Tanskanen, 2013) owing to decreasing concentration of precious metals in PCB (Luda, 2011; Yang et al., 2011).

Informal recycling of WEEE has catastrophic effects on the people and the environment. In Europe, where there is a tradition of preventative legislation and robust policy measures, only 35% (3.3 Mt) of WEEE is reported to be officially collected (Huisman et al., 2015), and the rest is speculated to be exported, treated under substandard conditions, or simply thrown in waste bins (Figure 1-1). The hazards associated with improper WEEE management come twofold: degradation of the environment (Song and Li, 2014) and loss of valuable resources (Oguchi et al., 2013). Despite its toxicity, PCB contains valuable materials that could be recovered to yield both environmental and economic benefits (Kumari et al., 2016; Liang et al., 2010).



Figure 1-1: Informal processing of electronic waste; discarded central processing units (CPU) for recycling (a), electronic waste dump in Ghana (b), substandard processing in Shanghai, China (c) discarded electronic waste collection in Guiyu, China (d).

Urban areas are densely populated by obsolete end-of-life (EoL) electronic devices. These waste materials are an important secondary source of technology metals (Ongondo et al., 2015). However, their inclusion back in the economy has several bottlenecks, including technological limitations, and low collection rates of the devices and poor enforcement of the law concerning their management. These obstacles are interconnected, and amendment of one positively affects the other. In a circular economy, material loops are closed by recycling of discarded products, urban mining of EoL products and mining of current and future urban waste streams (Jones et al., 2013).

In this PhD research, novel metal recovery technologies from WEEE are investigated. An emphasis is given to biological methods. Biohydrometallurgy or urban biomineralization, using microbes for processing metals, enables environmentally sound and cost-effective processes to recover metals from waste materials (Ilyas and Lee, 2014a). In this context, microbial leaching (bioleaching) of metals from waste materials is an attractive field of research with vast potential. Moreover, conventional chemical technologies, despite their several bottlenecks and disadvantages, are effective in the leaching of metals from primary ores. However, their effectiveness in polymetallic, anthropogenic WEEE is largely unexplored. This research addresses the knowledge gap on two metal extraction approaches, namely chemical and biological, from a recent secondary source of metals, the essential parameters of these metal

recovery processes, subsequent selective recovery techniques, techno-economic and sustainability assessment, and scale up potential of the technology.

1.2 Research goals and questions

The main objective of this work is to develop a sustainable method to recover metals from electronic waste. Moreover, the optimum process parameters are studied, different routes, e.g. biological and chemical, are explored and compared, as well an overall techno-economic and sustainability assessment of the newly developed technology were given. Application of biological methods in production of metals from primary sources is an established technology: more than 15% of Cu production is carried out by bacteria (Schlesinger et al., 2011). These biological processes are typically environmentally friendly, and cost effective processes, where the pollutant production is minimal and process input are simply the nutrient requirements.

The following hypotheses are formulated and tested:

1. What is the best effective method to recover metals selectively?

Recovery of metals from WEEE is a necessity, in order to meet the demand for raw materials (Gu et al., 2016). Currently, there are several alternatives, such as pyrometallurgical, hydrometallurgical routes and recently emerging bio-based route, a technique that employs microbial cells to extract and recover metals from waste. Pyrometallurgy is an advanced refining technology, currently employed at full scale in commercial plants (Akcil et al., 2015). In this research, the most effective method is investigated and benchmarked to best available technologies (BAT).

2. Which metals should be given priority to be recovered?

Metals in WEEE are of variable abundance, chemical composition and form. They include base metals, precious metals and specialty metals (Reck and Graedel, 2012). The concentration and occurrence of individual metals depend on the type of waste, manufacture years and the source (Marques, 2013). There is no one-sizes-fits-all strategy to recover metals from electronic waste. Thus, it is essential to develop a waste- and metal-specific technology to recover metals from electronic waste. A number of relevant selection criteria include economic value of the metals, the criticality and technological barriers. This research question addresses the prioritizing of metal recovery from WEEE.

3. How effective are biological and chemical approaches?

Biological methods, leaching of metals mediated by microbial cells (bioleaching), are proven feasible for primary ores. Over 20% of Cu is produced by bacteria (Schlesinger et al., 2011). However, its application to secondary ores is largely unknown. Chemical processing, on the other hand, is an established technology for the primary ores and a number of approaches have been suggested to recover from secondary ores, including WEEE (Cui and Zhang, 2008). However, due to dissimilar chemical composition of the materials to natural ores and large variety of metals, the recovery processes are fundamentally different. This research question investigates the effectiveness of two approaches, namely chemical and biological routes, in terms of selectivity, efficiency and scale-up potential.

4. How sustainable and feasible are the selected methods to recover metals from electronic waste?

Emerging bio-based technologies are regarded as environmentally friendly, as they do not emit hazardous gases or exploit corrosive reagents, and often autonomously remediate their potential hazards (Watling, 2015). Moreover, their energy requirement is minimal, as microbial cells require low energy to maintain their metabolism. This gives the biological route an advantage over conventional technologies. In this research, the sustainability assessment and techno-economic assessment of the newly developed technology are investigated.

1.3 Research approach and methodology

Complexity of the waste material requires innovative approaches in order to sustainably and selectively recover metals from WEEE. Therefore, a multidisciplinary approach is aimed, entrenching fields of environmental engineering, metallurgical engineering, environmental biotechnology, process development and industrial ecology. In this dissertation, the main dimensions were included for research goal achievement, namely, technology, sustainability, and the environment. For instance, components of leaching of metals from WEEE and its subsequent recovery are fundamentally different. Similarly, methods to develop a process, carry out cost analysis, and evaluate the environmental profile of a future technology are dissimilar. Nonetheless, it is required that those interrelated elements are analyzed altogether. Thus, a multidisciplinary approach was taken due to the complexity of the material, and this allowed to come out with a holistic overview of the collective outcome of all dimensions of sustainability.

1.4 Structure of this dissertation

The structure of this dissertation closely follows the research approach as discussed in section 1.3. Figure 1-2 illustrates the interaction of the chapters. The contents of the individual chapters are as follows:

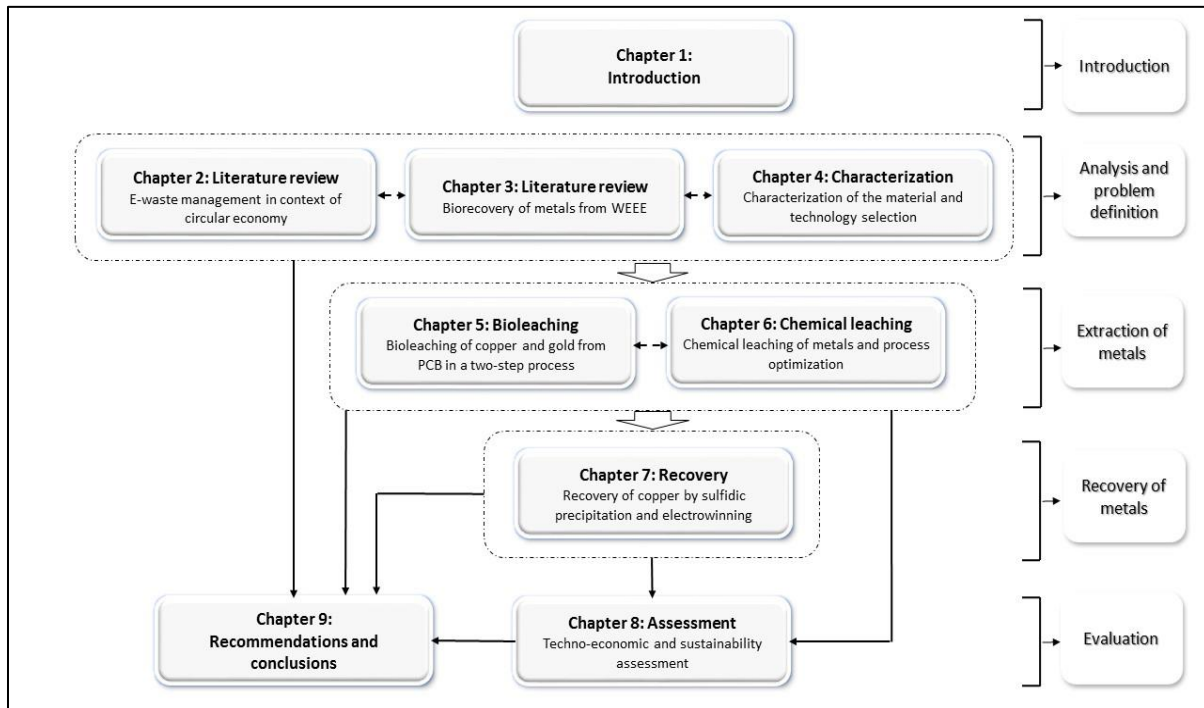


Figure 1-2: Structure of this PhD dissertation.

Chapter 1: Introduction presents an overarching view of the entire dissertation, including a brief background of WEEE as a secondary source of metals and research methodology. The research goals and questions, the research approach and methodology, the scope and boundaries, the targeted audience are also given in this introductory chapter.

Chapter 2: Literature review gives a comprehensive literature analysis of the status of WEEE and state of research on metal recovery. A holistic approach is taken and all elements of WEEE management are investigated. In this chapter, research gaps are identified after a critical analysis of the published literature.

Chapter 3: Biorecovery of metals from WEEE investigates the state-of-the-art on emerging biorecovery methods of metals from WEEE including novel bioleaching, bioprecipitation and biosorption technologies. In this chapter, perspectives on the knowledge gap on bioprocessing of a valuable secondary source is identified in the light of the recent developments in this field.

Chapter 4: Characterization and technology selection gives a comprehensive description of the discarded PCB materials from various devices, namely desktop computers, laptop computers, mobile phones and telecommunication devices. Also, technology selection using multi-criteria analysis (MCA) is given in this chapter.

Chapter 5: Bioleaching of metals presents the findings of multi-step bioleaching of Cu and Au from discarded PCB. This chapter demonstrates and discusses the experimental data from experiments of leaching Cu and Au in a two-step process by using *Acidithiobacillus ferrivorans* and *Acidithiobacillus thiooxidans*, followed by *Pseudomonas putida* and *Pseudomonas fluorescens* in the second step.

Chapter 6: Chemical leaching of metals discussed the results of an optimization study for the chemical leaching of metals from electronic waste using a two-step concept for Cu and Au. In this work, design of experiments (DoE) were conducted by central composite design methodology (CCD) for the two-step leaching of Cu and Au from electronic waste by using a mixture of sulfuric acid (H_2SO_4) and hydrogen peroxide (H_2O_2) in the first step, followed by mixture of thiosulfate ($\text{S}_2\text{O}_3^{2-}$) and ammonium hydroxide (NH_4OH) catalyzed by copper sulfate (CuSO_4).

Chapter 7: Recovery of metals from bioleaching solution studies the selective recovery of Cu from the real bioleaching solution obtained from the experiments performed in Chapter 5. In this work, two methods, namely sulfidic precipitation and electrowinning were selected, so as to recover Cu from the bioleaching leachate solution. The process parameters and the final products were studied in detail.

Chapter 8: Techno-economic and sustainability assessment of a newly developed technology focusses on the development of a scale-up procedure and sustainability assessment of the newly developed technology using life-cycle assessment (LCA) methodology. Three alternative process route scenarios were developed in order to assess the various options.

Chapter 9: The final chapter summarizes the main findings and outcomes of the PhD research. Furthermore, several suggestions and perspectives for future research are given. The original contribution of this PhD work to the scientific community is disseminated and critically discussed in this chapter.

Chapter 2

Electronic waste as a secondary source of metals, its management and recovery technologies

This chapter is based on: Işıldar, A., Rene, E.R., van Hullebusch, E.D., Lens, P.N.L., 2017. Electronic waste as a secondary source of critical metals: Management and recovery technologies. *Resources Conservation and Recycling*. 10.1016/j.resconrec.2017.07.031.

Abstract

The wealth of the society depends on several metals, including base metals, precious metals and increasingly rare earth elements (REE). They are collectively termed as technology metals. Numerous applications stimulated the use of technology metals, and their supply is at stake, owing to the high demand and uneven geographical distribution of these metals. Their stable supply is crucial for the transition to a sustainable, circular economy. There is an increasing interest in secondary sources of these metals. This chapter outlines the global state of electronic waste, its management and the latest technological developments in metal recovery from various streams of electronic waste. An emphasis is given to printed circuit boards (PCB), hard disc drives (HDD) and displays regarding their critical metal content. Physical, pyrometallurgical and (bio)hydrometallurgical metal recovery technologies are overviewed. In addition, perspectives on electronic waste as a secondary source of critical metals are given.

2.1 Introduction

2.1.1 Definition of waste electrical and electronic equipment (WEEE)

Electronic waste refers to discarded electrical and electronic equipment that is at the end of its economic life span and no longer used by consumers. It is commonly shortened as e-waste, and referred to as Waste Electric and Electronic Equipment (WEEE). The WEEE Directive of the European Commission (2012/19/EU) grouped all WEEE into 10 primary categories. These 10 major product groups are classified per product type and legislative relevancy category. They are broken down into 58 sub-categories, approximately 900 products, in which all discarded devices are represented. They are also linked to 5 to 7 collection categories, which exists in actual WEEE practice (Wang et al., 2012a).

2.1.2 Generation of WEEE

Generation of WEEE is associated to rapid technological innovations and coupled to the demand growth in the electronics sector. In addition, decreasing economic lifespan of electronic devices (K. Zhang et al., 2012), lack of international consensus on WEEE management (Friege, 2012), and inadequate user awareness play a role in the unprecedented increase of WEEE generation. In the period 2000 to 2010, the lifespan of electrical and electronic devices

decreased from an average of 8 years to 2 years for large EEE and from 4 years to 9 months for mobile phone (Kasper et al., 2011; K. Zhang et al., 2012). Electrical and electronic equipment (EEE) demand increased considerably in line with the economic growth, particularly in developing countries (Zeng et al., 2015). These issues, coupled with an ever-increasing spectrum of devices, exacerbate the alarming global WEEE problem.

The quantification of WEEE volumes is challenging due to the lack of appropriate waste tracking systems. Challenges include the lack of data accuracy concerning the collection and treatment of WEEE, as well as the dynamic behavior of the waste flows and their constituents (Schluep et al., 2013). WEEE quantification is particularly cumbersome in developing countries as informal waste management systems are poorly documented (Wang et al., 2013). There is a strong correlation between gross domestic product (GDP) and WEEE generation, and the economic development of a country is proportional to the amount of WEEE generated per person (Huisman, 2010). Thus, a sharp increase of WEEE generation in virtually all developing countries is expected in the coming decades.

2.2 Global and regional WEEE generation

WEEE is the fastest growing type of solid waste, occupying an increasing fraction of the global municipal waste (Kiddee et al., 2013). Global WEEE generation reached 41.8 million tons in 2014, and is forecasted to rise to 50 million tons in 2018 (Baldé et al., 2015). An overview of EEE put on the market, WEEE generation, and their projections until 2020 per country is given in Table 2-1 (Ilyas and Lee, 2014a; Schluep et al., 2009; StEP, 2015). The exponential increase in WEEE generation is particularly prevalent in countries with developed economies, in which EEE markets are saturated. In developed countries, WEEE makes up to 8% of the municipal waste by weight (B. Robinson, 2009), with an increasing relative fraction.

China plays a key role in the global EEE industry, in the manufacturing, the refurbishment, and reuse of EEE and recycling of WEEE. An increase in EEE usage and consequent WEEE generation is expected in China, and in other developing economies such as Brazil, Russia, India (BRIC countries) as well as Turkey and South Africa (Schluep et al., 2009). In the coming years, China will become the major WEEE producer, next to its status as a primary EEE producer (Wang et al., 2013).

Table 2-1: Global growth of WEEE (Sources: Schluep et al., 2013; Ilyas and Lee, 2014b; StEP, 2015).

Country	EEE put on market in 2012 (Mt)	Annual estimated WEEE in 2013 (Mt)	WEEE per inhabitant (kg/person)	Estimated WEEE in 2020	Increase between 2013 and 2020
EU-28	9,800	10,205	19.6	11,430	12%
United States	9,350	9,359	29.3	10,050	7%
China	12,405	6,033	4.4	12,066	98%
Japan	3,300	3,022	23.8	3,200	5%
India	3,026	2,751	2.2	6,755	145%
Germany	1,752	1,696	21.9	1,974	16%
Russia	1,599	1,556	10.9	2,000	28%
Brazil	1,850	1,530	7.1	1,850	20%
France	1,520	1,224	21.6	1,625	32%
Italy	1,124	1,154	19.3	1,343	16%
Korea	959	961.3	19.2	1,050	9%
Turkey	726	661	8.8	800	21%
Netherlands	432	394	23.3	421	6%
Romania	217	157	7.9	227	44%
Norway	175	127	25.8	136	7%
Bulgaria	86	62	8.6	89	43%

2.2.1 Electronic waste as a secondary source of metals

The perspective in solid waste management has shifted in the last decade from semi-engineered landfill disposal to the recovery of materials and energy from secondary resources. In a circular zero-waste economy, material flows are closed by the recycling of discarded products and urban mining of current and future waste streams (Jones et al., 2013). Waste materials that are reprocessed to generate raw materials, potentially substituting the use of primary materials, are regarded as secondary raw materials (Ongondo et al., 2015).

The use of secondary raw material for resource recovery allows the conservation of primary ores, thus significantly reducing the carbon and ecological footprints (Tuncuk et al., 2012). Additionally, up to 95% and 85% energy is saved when recycling, respectively, aluminum (Al) and copper (Cu) compared to the production from primary ores (Cui and Forsberg, 2003). Currently, 50% of the semi-finished copper products come from recycled materials (Schlesinger et al., 2011).

In addition to all the hazards originating from WEEE, manufacturing of mobile phones and personal computers consumes considerable fractions of the gold (Au), silver (Ag) and palladium (Pd) mined annually worldwide (Hadi et al., 2015). The electronics industry is the third largest consumer of gold, accounting for 12% of the total gold demand (about 282 tons) in 2014 (Schipper and Haan, 2015). Worldwide, more than one million people in 26 countries across Africa, Asia and South America work in gold mining, mostly in unregistered substandard conditions (McCann and Wittmann, 2015), driven by the demand of this precious metal for electronics.

An illustrative explanation of the role of landfill mining, recycling and urban mining is given in Figure 2-1. The reintegration of wastes and by-products back in the economy strongly relies on the concept of waste as a secondary raw material (Jones et al., 2013). In urban mining of end-of-life (EOL) devices, WEEE is a primary target owing to its high content of valuable critical metals. In addition to being a hazardous waste, WEEE is an important secondary source of metals in the transition to a circular economy.

Several technical and non-technical tools have been developed to manage WEEE sustainably, taking a holistic approach that encompasses the entire chain of WEEE management, including collection, pretreatment, recovery and final disposal (Kiddee et al., 2013). Distinctive to primary mines, most secondary raw materials are rich in complex mixtures of metals, multi-

element alloys, and polymetallic structures (Ongondo et al., 2015; Tuncuk et al., 2012). The complexity of WEEE increased with the development of technology as the production of electronic devices relies on a great number of elements. Modern devices consist of up to 60 elements in various mixtures of metals (Bloodworth, 2014). From the recyclers point of view, highly complex alloys pose a challenge to develop efficient metal recovery technologies from WEEE.

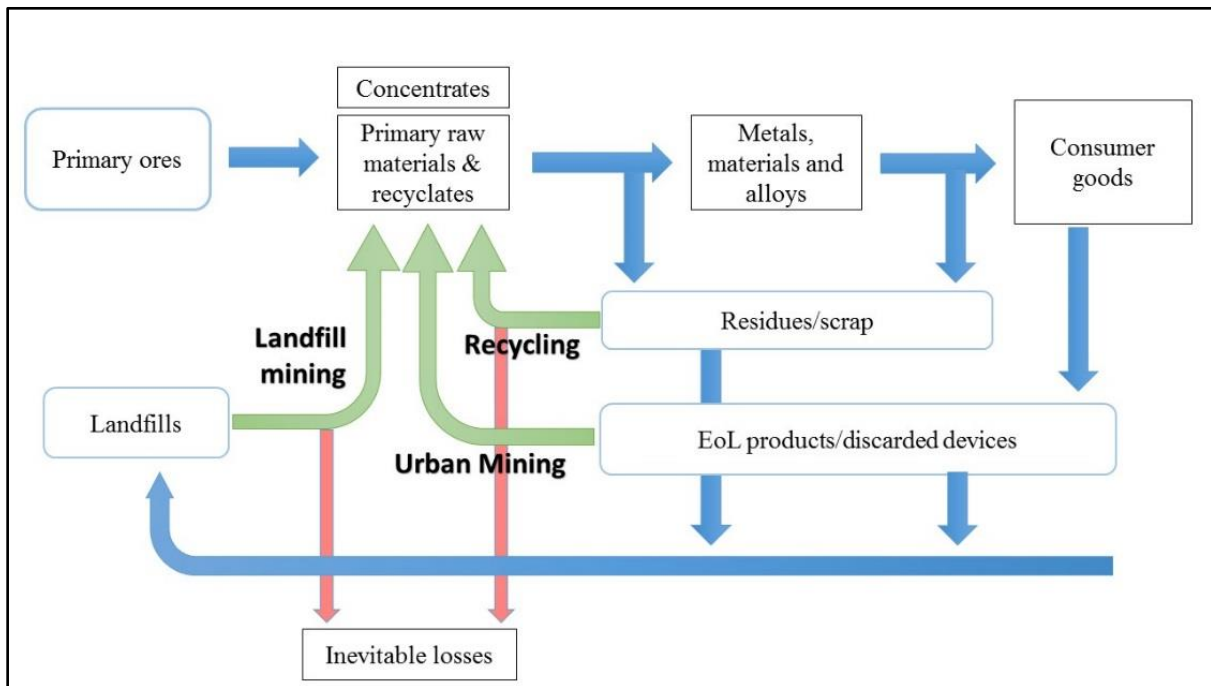


Figure 2-1: Closing material loops in a circular economy (EoL: End-of-life devices) (Reproduced from Jones et al., 2013).

2.3 Management of WEEE

2.3.1 Disposal and processing of WEEE

In addition to the increasing volumes of WEEE generated, also the list of WEEE-associated toxicants has expanded (Zhang et al., 2012a). WEEE includes a large number of hazardous substances including lead-containing glass, brominated flame retardants (BFRs), polybrominated biphenyls (PBB), polychlorinated biphenyls (PCBs) and polybrominated diphenyl ethers (PBDEs) (Herat and Agamuthu, 2012; Tsydenova and Bengtsson, 2011; K. Zhang et al., 2012). Environmental risks include the leaching of heavy metals (Lee and Pandey, 2012) and organic micro-pollutants (Oturán et al., 2015) into the groundwater from the landfill

and stockpiles, and dioxin release from thermal processing of the waste material (Yang et al., 2013).

Handling and sustainable recycling of WEEE require the development of state-of-the-art collection, and treatment strategies as well as novel metal recovery technologies, given its peculiar material composition. Incineration of WEEE is dangerous due to the emission of potential airborne pollutants (Wang and Xu, 2014). There are concerns regarding the end-products of WEEE thermal treatment, e.g. heavy metal vapors, dioxins, furans, PBB, PCBs and polycyclic aromatic hydrocarbons (PAHs) (Akcil et al., 2015). Moreover, highly toxic polybrominated dibenzo-p-dioxins and dibenzofurans (PBDD/Fs) can be generated not only during incineration, but also through thermal treatment below 300°C (Duan et al., 2011) or even by natural light (Kajiwara et al., 2008).

Handling of WEEE in developing countries encompasses repair, reuse and substandard processing within a largely informal recycling sector (Ongondo et al., 2011). Solely in China, 690,000 people are estimated to be involved in informal collection and recycling (B. Robinson, 2009). Informal substandard WEEE processing activities include acid stripping and open burning, heating circuit boards for dismantling, melting of plastics which release the hazardous chemicals contained in WEEE as secondary pollutants (Tue et al., 2014). Substandard techniques are carried out in locations such as Guiyu in Guangdong Province of China, Taizhou in Zhejiang Province of China, Bangalore in India and Agbogbloshie in Ghana which are the major recipients of global WEEE (Breivik et al., 2014).

Landfilling is the most common disposal method for WEEE, not only in developing countries but also in many developed countries, and approximately 40% of the WEEE goes often to uncontrolled landfills (Cucchiella et al., 2015). WEEE sites are 100 times more contaminated by PBDEs, heavy metals, and polycyclic aromatic hydrocarbons (PAHs) than residential areas (Ghosh et al., 2015). They can impact the local environmental quality. High concentrations of heavy metals (e.g. Pb, Zn, Ni) in freshwaters and groundwater and high dioxin concentrations in the air are prevalent in the vicinity of the recycling areas (Hadi et al., 2015).

2.3.2 Transboundary movement of WEEE

A decade ago, the WEEE traffic routes were towards Asia, particularly China. The introduction of a tighter legislation urged the emergence of new WEEE transport destinations, such as Ghana, Nigeria, South Africa, Vietnam, India and the Philippines (Li et al., 2013; Zeng et al.,

2016). An overview of suspected and known routes of WEEE trade is given in Table 2-2. Between 16 - 38% of the WEEE collected in the EU (Huisman et al., 2012) and 80% in the US (Sthiannopkao and Wong, 2013) are sent to developing countries, mostly in the form of used or discarded devices, and eventually undergoing substandard recycling practices. When exported to the developing economies, the costs of WEEE treatment are externalized causing serious damage to public health, ecosystem functions and primary resources (McCann and Wittmann, 2015).

Table 2-2: Global suspected and proven WEEE import and export per region (Breivik et al., 2014; Fonti et al., 2015; Huisman et al., 2015).

Country / Region	Domestic generation (10⁶ tons)	WEEE export (10⁶ tons)	WEEE import (10⁶ tons)
Exporters			
USA	6.6 - 9.4	3.3 - 5.6	-
EU-28	9.8	1.9 - 3.9	-
Japan	3.1	0.62	-
Importers			
China	3.1	-	2.0 - 6.0
India	0.36	-	0.85 - 4.2
West Africa	0.5	-	1.5 - 3.5

Despite the deterring legislation, its imperfect enforcement gives space for so-called waste crime (Baird et al., 2014). The legal treatment of waste is more expensive than illegal operations, particularly in the developed countries. The source of the problem derives from technologically immature solutions, poor or non-existing enforcement of the law, and heterogeneities of the regulations across countries that do not regard waste as a commodity. Vulnerabilities exist throughout the entire WEEE supply chain, including collection, consolidation, transport, and treatment (Li et al., 2013). Theft, lack of required permits, smuggling, and false load declarations are reported (Huisman et al., 2015).

2.3.3 WEEE regulations

The collection and treatment of WEEE is regulated by an increasing number of countries. In the European Union (EU), the recast of the WEEE Directive (2012/19/EU) brought higher standards compared to the earlier directive (2002/96/EC) in terms of collection objectives. The European-level legally binding directive aims to solve the problems associated with improper management of WEEE, which alongside the ‘‘Restriction of Hazardous Substances’’ (RoHS) Directive (2002/95/EC) complements the measures on preventing landfilling and incineration of hazardous waste. Moreover, the EU WEEE directive introduced the so-called ‘‘take-back system’’ conferring the responsibility of WEEE collection on producers. In the EU, at least 85% of the waste generated should be separately collected from municipal waste by 2020. Transboundary movement of WEEE is restricted by the Basel Convention ratified by most countries of the world (Huisman et al., 2015). Within Europe, pollution-based environmental crime, including illegal trade and disposal of hazardous waste is monitored by Interpol.

In the United States (US), WEEE has long been not regulated and the producers are not required to contribute to the environmental and social costs of the WEEE disposal problem (Ladou and Lovegrove, 2008). As of 2015, approximately half of the federal states of the US regulate the WEEE in a patchwork of heterogeneous policies. China’s legislative regulation entitled ‘‘Regulations on the Administration of Recycling and Treatment of Waste Electrical and Electronic Equipment’’ came into force on January 2011. It dictated mandatory recycling of WEEE, implementation of extended producer responsibility (EPR), established subsidies for formal recycling and obligated certification for second hand equipment, aiming to limit the extent of the informal sector (Li et al., 2015).

In India, where there is no separate collection system, WEEE is treated as municipal waste and the relevant regulation named ‘‘Hazardous Material Laws and Rules’’ aims to address the country’s serious WEEE problem. South Korea, Japan and Taiwan follow a similar ‘‘take-back’’ trend as in the EU, ensuring manufacturer responsibility by setting an aim of 75% recycling of their annual production. In Japan, selective fractions of the WEEE stream are regulated, and the extent of the regulation is limited. A few countries in south East Asia, such as Malaysia, the Philippines, and Singapore, require pre-shipment procedures for the trade of used electronics, accepting imports for reuse purposes (Wendell, 2011).

2.4 Composition of metals in WEEE

2.4.1 Critical metal content of electrical and electronic equipment (EEE)

Critical raw materials have high economic importance and a high risk associated with their supply and economic usage. Many of them are metals and listed as critical (European Commission, 2014, Figure 2-2). Secure supply of REE is an essential issue for the emerging green technologies, where they play a key role in the manufacturing of electric cars, wind turbines, and photovoltaics (Ongondo et al., 2015). In the tide of decoupling economic growth from hydrocarbon dependency, the circular economy is under risk of technology metal shortage. In the scope of this chapter, the critical metal content of three WEEE components, namely displays, printed circuit boards (PCB), and hard disc drives (HDD) are detailed. Moreover, discarded PCB as a secondary source of platinum group metals (PGM), liquid crystal displays (LCD) as a secondary source of indium, and hard disc drives (HDD) as a secondary source of light rare earth elements are presented.

2.4.2 Material composition of electronic waste

WEEE consists of a diverse range of materials and their concentrations largely depend on the type, manufacturer and age of the equipment (Stenvall et al., 2013). From a material flow point of view, four categories of materials are grouped, namely (1) ferrous metals, (2) non-ferrous metals, (3) plastics, and (4) others. After processing, the overall output from a WEEE treatment plant is 38.1% ferrous metals, 16.5% non-ferrous metals, 26.5% plastic, and 18.9% others (Bigum et al., 2012). An overview of the many uses of metals in electrical devices is given in Table 2-3. Most metals in WEEE are found either in their native metallic form or as alloys of multiple elements embedded in non-metallic components (Sun et al., 2015; Tuncuk et al., 2012). An illustrative explanation of the occurrence of metals in these units of electronic waste is given in Figure 2-3.

Modern devices encompass up to 60 elements, with an increase in complexity with various mixtures of compounds (Graedel, 2011). The number of metals used in devices increased over the years, as the fluorescent, conductive and alloying properties of technology metals were uncovered (Tunsu et al., 2015). These elements are used to manufacture microprocessors, printed circuit boards (PCB), displays, i.e. cathode ray tubes (CRT), liquid crystal displays

(LCD) light emitting diodes (LED), and permanent magnets, usually in tiny quantities and often in complex alloys (Bloodworth, 2014).

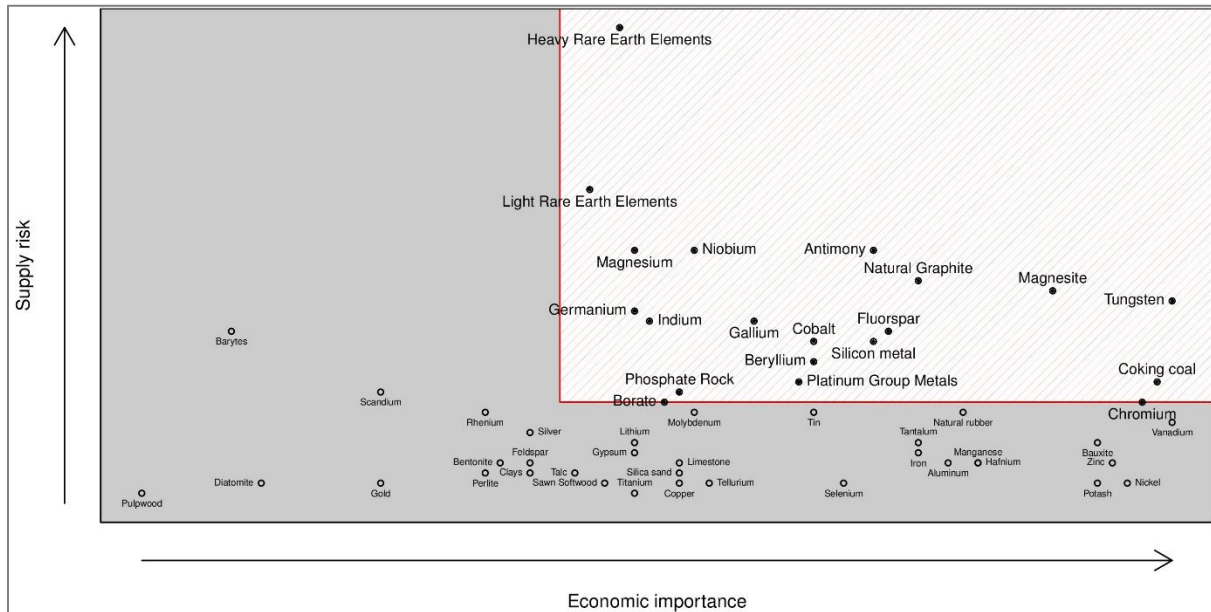


Figure 2-2: The list of critical raw materials as identified by the ad hoc group of the European Commission (EC) (European Commission, 2014).

2.4.3 Printed circuit boards (PCB)

Printed circuit boards (PCB) support and connect the electronic components via conductive tracks, on etched copper sheets laminated onto a non-conductive glass-fiber reinforced epoxy resin substrate (Hall and Williams, 2007). PCB are a complex mixture of plastics, silicates, non-ferrous and ferrous metals, with variable concentrations. An overview of the metal concentrations of PCB is given in Table 2-4. All EEE, and most of their components, contain PCB differing in design and complexity (Cucchiella et al., 2015). PCB differ in size and properties per their manufacture year, source device, and type of board. PCB with earlier manufacture year typically contain higher metal concentrations compared to one manufactured later.

Bare PCB substrates represent in average 23% of the total board weight (Duan et al., 2011). The weight fraction varies from 2% for large electronic devices (Dalrymple et al., 2007) to 11% for laptop computers (Fan et al., 2013) and up to 22% for mobile phones (Chancerel et al., 2009) of the total device weight. It is typically the major fraction of the total mass of a notebook, weighing around 250-300 g, coming third after the LCD displays, and the battery (Fan et al., 2013). Many existing customized PCB designs make it cumbersome to standardize a general PCB profile.

hydrogen 1 H 1.0079												helium 2 He 4.0026																							
lithium 3 Li 6.941		beryllium 4 Be 9.0122												boron 5 B 10.811		carbon 6 C 12.011		nitrogen 7 N 14.007		oxygen 8 O 15.999		fluorine 9 F 18.998		neon 10 Ne 20.180											
sodium 11 Na 22.990		magnesium 12 Mg 24.305												aluminum 13 Al 26.982		silicon 14 Si 28.086		phosphorus 15 P 30.974		sulfur 16 S 32.065		chlorine 17 Cl 35.453		argon 18 Ar 39.948											
potassium 19 K 39.098		calcium 20 Ca 40.078		scandium 21 Sc 44.956		titanium 22 Ti 47.867		vanadium 23 V 50.942		chromium 24 Cr 51.996		manganese 25 Mn 54.938		iron 26 Fe 55.845		cobalt 27 Co 58.933		nickel 28 Ni 58.693		copper 29 Cu 63.546		zinc 30 Zn 65.39		gallium 31 Ga 69.723		germanium 32 Ge 72.61		arsenic 33 As 74.922		selenium 34 Se 78.96		bromine 35 Br 79.904		krypton 36 Kr 83.80	
rubidium 37 Rb 85.468		strontium 38 Sr 87.62		yttrium 39 Y 88.906		zirconium 40 Zr 91.224		niobium 41 Nb 92.906		molybdenum 42 Mo 95.94		technetium 43 Tc [98]		ruthenium 44 Ru 101.07		rhodium 45 Rh 102.91		palladium 46 Pd 106.42		silver 47 Ag 107.87		cadmium 48 Cd 112.41		indium 49 In 114.82		tin 50 Sn 118.71		antimony 51 Sb 121.76		tellurium 52 Te 127.60		iodine 53 I 126.90		xenon 54 Xe 131.29	
caesium 55 Cs 132.91		barium 56 Ba 137.33		lanthanum 57 La 138.91		cerium 58 Ce 140.12		praseodymium 59 Pr 140.91		neodymium 60 Nd 144.24		promethium 61 Pm [145]		samarium 62 Sm 150.36		europium 63 Eu 151.96		gadolinium 64 Gd 157.25		terbium 65 Tb 158.93		dysprosium 66 Dy 162.50		holmium 67 Ho 164.93		erbium 68 Er 167.26		thulium 69 Tm 168.93		ytterbium 70 Yb 173.04					
francium 87 Fr [223]		radium 88 Ra [226]		actinium 89 Ac [227]		thorium 90 Th 232.04		protactinium 91 Pa 231.04		uranium 92 U 238.03		neptunium 93 Np [237]		plutonium 94 Pu [244]		americium 95 Am [243]		curium 96 Cm [247]		berkelium 97 Bk [247]		californium 98 Cf [251]		einsteinium 99 Es [252]		fermium 100 Fm [257]		mendelevium 101 Md [258]		nobelium 102 No [259]					

* Lanthanide series													
lanthanum 57 La 138.91	cerium 58 Ce 140.12	praseodymium 59 Pr 140.91	neodymium 60 Nd 144.24	promethium 61 Pm [145]	samarium 62 Sm 150.36	europium 63 Eu 151.96	gadolinium 64 Gd 157.25	terbium 65 Tb 158.93	dysprosium 66 Dy 162.50	holmium 67 Ho 164.93	erbium 68 Er 167.26	thulium 69 Tm 168.93	ytterbium 70 Yb 173.04
** Actinide series													
actinium 89 Ac [227]	thorium 90 Th 232.04	protactinium 91 Pa 231.04	uranium 92 U 238.03	neptunium 93 Np [237]	plutonium 94 Pu [244]	americium 95 Am [243]	curium 96 Cm [247]	berkelium 97 Bk [247]	californium 98 Cf [251]	einsteinium 99 Es [252]	fermium 100 Fm [257]	mendelevium 101 Md [258]	nobelium 102 No [259]

Figure 2-3: Presence of elements in printed circuit boards (PCB ●), liquid crystal displays (LCD ●) and hard disc drives (HDD ●) and their concentration (Iron is excluded). The ones with multiple color in stripes (Al, Ni, Mo, Sn, Tb) indicate the occurrence of the element in multiple sources.

PCB are classified per their number of layers: (a) single layer, (b) double layer board in which circuits with two layers of copper are linked by metallized holes, and (c) multi-layered boards in which the circuits are placed in multiple layers on a single board. This is crucial in defining its material composition, in particular the copper (Cu) content, the dominant material in PCB (Rubin et al., 2014). Metal concentrations of PCB depend on their source, type of the board, manufacturer, and period of production. Ever-changing manufacturing techniques, device-specific board designs and soldering technologies are the main drivers of diversity in discarded PCB (Marques, 2013).

Cu, the predominant metal in PCB, forms the conducting layer for electrical connections. The Cu concentration of PCB positively correlates with the number of its layers and the capacity of the conductor current (Hadi et al., 2015). Metals are accumulated on certain PCB components, i.e. microprocessors, chips, connectors and capacitors. The Cu concentrations of PCB are between 15 and 35% by weight. Platinum group metals (PGM) are used as contact materials in joints relays, switches or in sensors due to their high chemical stability and their good conducting properties. Palladium (Pd) is used for multi-layer ceramic chip capacitors (MLCC) and microprocessors (CPU).

Gold (Au) is used as a thin film in contacts, soldered joints and connecting wires. Au is often alloyed with small amounts of nickel (Ni) or cobalt (Co) to increase the durability of the alloy (Luda, 2011). CPU are the components of PCB on which Au is mainly accumulated, these units may contain up to 1900 ppm Au (Birloaga et al., 2013). The Au content reasonably decreased in years from a contact layer of 1 - 2.5 μm in the 1980s to a 300 - 600 nm thick layer in modern appliances (Cui and Zhang, 2008; Widmer and Oswald-Krapf, 2005).

Integrated circuits and semiconductors consist of small amounts of gallium (Ga), indium (In), titanium (Ti), germanium (Ge), arsenic (As), selenium (Se) and tellurium (Te). Ni is used in its pure form and increasingly used in contacts as additive. Lead (Pb) in solders has been replaced following the restriction of its use in electronics by the “Restriction of Hazardous Substances in Electrical and Electronic Equipment (RoHS)” directive (2011/65/EC). Heat sinks are predominantly beryllium (Be) in form of beryllium oxide and Al, two compounds used for their heat conductivity. Sn is also located on the surface of PCB (Marques, 2013). Chromium (Cr) and (Zn) are used as additives to steel (Ghosh et al., 2015).

Table 2-3: Metals used in electrical and electronic equipment (EEE), their crustal concentration, concentration in primary ores, primary production, concentration in discarded devices, abundance and recycling rate.

Metal	Form	Usage in EEE ¹	Crustal concentration (ppm)	Concentration in primary ores (% w/w)	Production from primary ores (kTons)	Demand for electronics (%)	Recycling rate (%)	Concentration in WEEE ² (%)	References
Base metals									
Cu	Elemental/alloy	PCB ³ , alloys, wiring, connectors, transformers	60	0.5 - 3	15,000	30	31	12 - 35	Graedel et al., 2011a; Yamasue et al., 2007; Ongondo et al., 2011; Hadi et al., 2015
Fe	Alloy	Steel, casing, magnets, casings	58,000	30 - 60	1,100,000	3	28	5 - 11	Graedel et al., 2011a; Yamasue et al., 2007; Hadi et al., 2015
Zn	Alloy/oxide	Steel, Zn-Al-Cu alloy (94%), plating	80	0.15 - 0.65	13,000	12	18	0.1 - 2.5	Graedel et al., 2011a; Yamasue et al., 2007; Hadi et al., 2015
Cr	Alloy	Steel (18%)	100	0.1 - 0.5	7,900	25	20	0.1 - 2.9	Graedel et al., 2011a; Yamasue et al., 2007; Hadi et al., 2015
Ni	Elemental/alloy	Steel (8%)	80	1 - 5	2,100	5	29	1 - 7.2	Graedel et al., 2011a; Yamasue et al., 2007; Hadi et al., 2015

¹ EEE: Electrical and electronic equipment

² WEEE: Waste electrical and electronic equipment

³ PCB: Printed circuit boards

Table 2-3 continued.

Metal	Form	Usage in EEE	Crustal concentration (ppm)	Concentration in primary ores (% w/w)	Production from primary ores (kTons)	Demand for electronics (%)	Recycling rate (%)	Concentration in WEEE (%)	References
--------------	-------------	---------------------	------------------------------------	--	---	-----------------------------------	---------------------------	----------------------------------	-------------------

Post-transition metals

Al	Elemental/alloy	Alloys, wiring, casing, heat sink	80,000	20 - 24	44,900	14	34	1.5 - 5	Graedel et al., 2011a; Yamasue et al., 2007; Hadi et al., 2015
In	Alloy/oxide	LCD ⁴ , semiconductors	0.5	0.1 - 0.2	0.6	79	<1	0.05 - 1	Graedel et al., 2011a; Zhang et al., 2015
Pb	Alloy	CRT ⁵ funnel (14.7%), CRT neck (14.7%), solder (40%)	15	3 - 15	5,200	No data	63	0.9 - 5	Graedel et al., 2011a; Yamasue et al., 2007

Metalloids

Bi	Alloy	Solders, capacitor, heat sink	0.05	0.5 - 1	7.4	16	<1	0.05 - 3.5	Graedel et al., 2011a; Hadi et al., 2015
Sb	Alloy	Flame retardant, CRT glass	0.2	0.1 - 10	180	50	20	0.1 - 0.7	Graedel et al., 2011a; Yamasue et al., 2007; Ongondo et al., 2011

⁴ LCD: Liquid crystal display

⁵ CRT: Cathode ray tube

Table 2-3 continued.

Metal	Form	Usage in EEE	Crustal concentration (ppm)	Concentration in primary ores (%<i>, w/w</i>)	Production from primary ores (kTons)	Demand for electronics (%)	Recycling rate (%)	Concentration in WEEE (%)	References
Sn	Alloy	CRT, PCB	2.2	0.5 - 3	275	33	22	0.3 - 3	Graedel et al., 2011a; Yamasue et al., 2007; Ongondo et al., 2011

Precious metals

Au	Alloy/elemental	PCB, contacts, integrated circuits (ICs)	0.002	5 - 10	2.35	12	43	30 - 350	Graedel et al., 2011a; Ongondo et al., 2011
Ag	Alloy	PCB, brazing alloy (3%), lead-free solder (3%)	0.08	5 - 10	20	30	16	80 - 1000	Graedel et al., 2011a; Yamasue et al., 2007; Ongondo et al., 2011
Pd	Alloy/elemental	MLCC ⁶ , PCB	0.0005	1 - 10	0.3	14	50	30 - 200	Graedel et al., 2011a; Herat and Agamuthu, 2012

Lanthanides

La	Alloy/Oxide	Lenses, batteries, alloys	18	0.5 - 20	32	No data	<1%	-	Binnemans et al., 2013; Simoni et al., 2015
-----------	-------------	---------------------------	----	----------	----	---------	-----	---	--

⁶ MLCC: Multi-layer ceramic capacitor

Table 2-3 continued.

Metal	Form	Usage in EEE	Crustal concentration (ppm)	Concentration in ores (% w/w)	Production from primary ores (kTons)	Demand for electronics (%)	Recycling rate (%)	Concentration in WEEE (%)	References
Dy	Alloy/Oxide	Permanent magnets, HDD ⁷	0.3	0.1 - 8.6	0.1	No data	<1%	1.4	Cotton, 2006; Ueberschaar and Rotter, 2015; Binnemans et al., 2013
Nd	Alloy/Oxide	Permanent magnets, HDD	24	0.1 - 15	19	82	<1%	5.0-22.9	Cotton, 2006, Ueberschaar and Rotter, 2015; Binnemans et al., 2013
Pr	Alloy/Oxide	Permanent magnets, HDD	5.5	0.1 - 4.5	6.1	No data	<1%	1.5 - 2.5	Ueberschaar and Rotter, 2015; Binnemans et al., 2013; Simoni et al., 2015
Y	Alloy/Oxide	Florescent phosphors, alloys, LCD	n/a	0.05 - 2.5	No data	No data	<1%	5 - 15.5	Cotton, 2006; Binnemans et al., 2013; Innocenzi et al., 2014; Simoni et al., 2015

⁷ HDD: Hard disc drives

2.4.4 Hard disk drives

Hard disk drives (HDD) are an important secondary source of rare earth elements (REE), particularly neodymium (Nd), praseodymium (Pr), and dysprosium (Dy). These elements are used for their magnetic properties in various complex alloys employed in permanent magnets. The most widely used alloy is a mixture of Nd, Fe and boron (B), with the acronym NdFeB. The concentrations of Nd, Pr and Dy in permanent magnets are (in %, by weight) 22.9, 2.7 and 1.4, respectively (Ueberschaar and Rotter, 2015). In 2008, six hundred million HDD were manufactured, each containing approximately 20 g of NdFeB (Tunsu et al., 2015).

Typically, a desktop PC HDD weights around 542 (± 68) g, a share of 3.3% of an average PC with a weight of 10.0 kg. Unlike PCB, the weight fraction of HDD of PC and laptops is comparable, as a HDD occupies 3.6% of the total weight (134 ± 26 g) of the laptop device, in average 3.2 kg HDD (Ueberschaar and Rotter, 2015). Storage technologies currently undergo an upgrade and HDD are being phased out and replaced by Solid State Disks (SSD) (Cucchiella et al., 2015). SSD technology relies on a different principle than HDD and their metal concentration is different. Their substitution is, however, slower than the replacement of cathode ray tubes CRT by LCD. Recovery of metals from HDD is very low due to thermodynamic limitations, dense and complex structures of the permanent magnets, and lack of efficient liberation and separation technologies. Separating the permanent magnets is an uneasy task due to compact product design and the magnets being strongly attached to other components (Tunsu et al., 2015). This applies especially for the NdFeB magnets that are difficult to access when dismantling WEEE.

2.4.5 Displays

Display technology have been upgraded in recent years, in line with the rapid innovations in the electronics sector. Liquid crystal displays (LCD) are increasingly used and replaced the CRT technology in the last decade (Kalmykova et al., 2015). The popularity of LCD is owed to their smaller size and lower costs compared to CRT monitors. LCD are made of in average 85% glass and are used in various pieces of equipment such as televisions, PC monitors, laptops, tablets and mobile phones (Rotter et al., 2013). Light Emitting Diode (LED) screens are the upgraded product of LCD screens and are expected to replace LCD in the short to medium term (Cucchiella et al., 2015). Thus, a trend of critical metal recovery from discarded LCD and other displays such as LED can be expected in the coming years.

Table 2-4: Metal content of various PCB per pretreatment and assay method.

PCB type	Pre-treatment	Particle size (mm)	Dissolution method	Analytical instrument	Weight (%)					Weight (mg/kg)			References
					Cu	Fe	Al	Pb	Ni	Au	Ag	Pd	
PC ¹	Magnetic separation	0.25 - 0.5	A.R. ²	AAS ³	23.5	0.1	1.6	1.0	0.2	n.m.	n.m.	n.m.	Veit et al., 2006
PC	Manual dismantling	Not specified	Fire assay	ICP ⁴	20	7	5	1.5	1	250	1000	110	Hagelüken, 2006
PC	Mechanical + magnetic separation	Various <2 mm	A.R. at room temperature for 24 h	ICP-OES ⁵	20.2	7.3	5.7	5.5	0.4	0.21	0.16	n.m.	Yamane et al., 2011
PC	Manual dismantling + magnetic separation	<0.5	A.R. at room temperature for 18 h	ICP-MS ⁶	17.3	2.1	2.1	12.5	7.2	0.210	n.m. ⁷	n.m.	Janyasuthiwong et al., 2015
Mobile	Manual dismantling	Not specified	Fire assay	ICP	13	5	1	0.3	0.1	350	1340	210	Hagelüken, 2006

¹ PC: Printed circuit boards

² A.R.: Aqua Regia: Nitro-hydrochloric acid (a mixture of hydrochloric acid and nitric acid in a ratio of 3 to 1, by volume, respectively)

³ AAS: Atomic absorption spectroscopy

⁴ ICP: Inductively coupled plasma

⁵ ICP-OES: Inductively coupled plasma – optical emission spectrometry

⁶ ICP-MS: Inductively coupled plasma – mass spectrometry

⁷ Not measured

Table 2-4 continued.

PCB type	Pre-treatment	Particle size (mm)	Dissolution method	Analytical instrument	Weight (%)					Weight (mg/kg)			Reference
					Cu	Fe	Al	Pb	Ni	Au	Ag	Pd	
Mobile	Mechanical + magnetic separation	Various <4 mm	A.R. for 24 h	ICP-OES	34.5	10.6	0.3	1.9	2.6	n.d. ⁸	210	n.m.	Yamane et al., 2011
Mobile	Manual dismantling + magnetic/electrostatic separation	<1 mm	A.R. at 60 °C for 2 h	ICP-AES	39.6	1.4	0.3	1.2	3.4	600	600	n.m.	Kasper et al., 2011
TV ⁹ (CRT removed)	Magnetic separation	ground	A.R.	ICP-AES, ICP-MS	3.4	n.m.	1.2	0.2	0.04	<10	20	<10	Cui and Forssberg, 2007
PCB (not specified)	Washed in NaCl solution	100-120 µm	A.R.	AAS	8.9	8	0.75	3.15	2.0	13	30	n.m.	Ilyas et al., 2010
Mixed	Mechanical processing, Fe and Al removed	ground	A.R.	Not specified	28.7	0.6	1.7	1.3	n.m.	79	68	33	Creamer et al., 2006
Laptop	Manual dismantling	<0.5	A.R.	ICP-MS	17.61	3.74	1.9	2.24	5.73	0.305	n.m.	n.m.	Işildar et al., 2015
Printer	Crushing, milling	<0.6	A.R.	AAS, ICP-AES	19.2	3.56	7.06	1.0	5.4	70	100	n.m.	Yoo et al., 2009

⁸ Not detected

⁹ TV: Television

Indium (In) is an essential element for display technology, particularly in LCD, owing to its semiconductor and optoelectronic properties (Zhang et al., 2015). Indium tin oxide (ITO) films act as the electrode in LCD and account for more than 70% of In use worldwide (Dang et al., 2014). In is found in a concentration range between 100 and 400 ppm in display units, depending on the origin of the panels. In addition to In, LCD panels include 3 - 5 Al (% *w/w*), 0.5 - 3.1 (% *w/w*) Fe, 260 - 300 ppm Sn, 50 - 100 ppm Mn and 10 - 50 ppm Mo (Rocchetti et al., 2015).

As an unevenly distributed scarce resource, In is included in the list of critical raw materials. Global In reserves are estimated to be 16,000 tons, a crustal concentration of approximately one sixth of gold. Its average concentration in primary ores is between 10 and 20 ppm, and is mainly produced as a by-product of zinc and lead mining, often found in sphalerite and chalcopyrite minerals (Zhang et al., 2015). China holds a monopolistic market share of 73% of its production. In a business-as-usual scenario of the current In consumption rate, the reserves will be depleted by 2025 (Hester and Harrison, 2009).

Recovery of In from discarded LCD is currently immature, and there is not yet a commercial application: In recovery from end-of-life LCD is less than 1% (Buchert et al., 2012). The process of In mobilization is generally carried out by means of strong acids under different reaction conditions (Rocchetti et al., 2015). The main challenge in In recovery is the separation of ITO glass from the LCD panels. Currently, there is a lack of automated commercial-scale processes to recycle high-volume LCD safely and economically (Zhang et al., 2015).

2.5 Metal recovery from WEEE

2.5.1 Metal recovery technologies

Table 2-5 overviews various approaches implemented for metal recovery, including pyrometallurgy, hydrometallurgy and biohydrometallurgy. The vast majority of the industrial metal recovery processes for WEEE use physical pretreatment and pyrometallurgical processes, and to a smaller extent hydrometallurgical processes (Cui and Zhang, 2008). Physical separation is a common technique to process all types of WEEE. However, the one size-fits-all approach proves inefficient for such a complex type of waste. Moreover, high energy consumption, relatively low efficiency, as well as loss and contamination by metals are important obstacles in physical processing of WEEE for metal recovery (Chancerel et al., 2009; Zhang et al., 2015). Thermodynamic limitations necessitate novel liberation and separation

strategies, particularly for the metals embedded in the non-metal components (Ueberschaar and Rotter, 2015). Pyrometallurgical processes, encompassing smelting and pyrolysis, require the heating of WEEE at very high temperatures (up to 1500°C) to separate materials.

Hydrometallurgical treatments comprise the use of leaching agents in aqueous solutions, such as strong acids (e.g. sulfuric acid, nitric acid, hydrochloric acid) and/or bases (e.g. sodium hydroxide and sodium hypochlorite) often applied together with oxidants (e.g. hydrogen peroxide and ferric iron) and complexing agents (e.g. cyanide and thiosulfate). Biohydrometallurgy is based on similar principles where the lixivants are biologically produced. The leaching rates of hydrometallurgical processes are relatively faster than those of biohydrometallurgical processes, whereas biological processes are more environmentally friendly and cost-effective (Ilyas and Lee, 2015). Microbes that can adapt to toxic conditions, e.g. eventually increase their metal tolerance, are used in biohydrometallurgical processes (Navarro et al., 2013).

Recently, hybrid technologies have also been applied, which integrate chemical (more efficient) with biological (more environmentally friendly) processes (Figure 2-4), thus taking the benefits of both chemical and biological leaching (Ilyas et al., 2015; Pant et al., 2012). In these processes, biogenic leachate excretion is enhanced, catalyzed or supplemented by chemical processes. In case when biological leaching is insufficient, chemical leaching compensates the oxidative capacity that is required to leach metals.

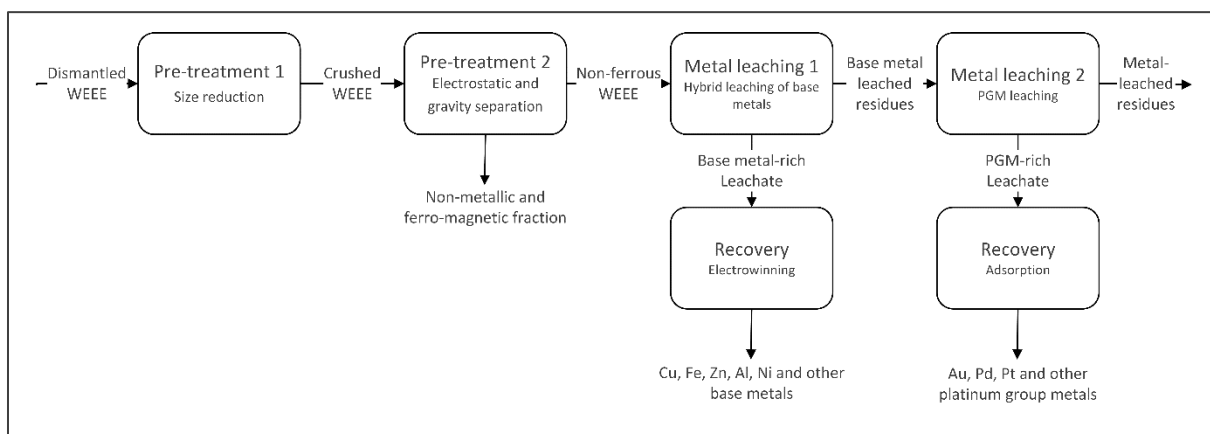


Figure 2-4: Flow diagram of a proposed hybrid metal recovery from waste electrical and electronic equipment (WEEE) in which base and precious metals are leached and recovered in two separate processes from discarded printed circuit boards (PCB).

A hybrid process may comprise a sequence in which the ore, primary or secondary, is treated biologically followed by a chemical process or vice versa (Ilyas et al., 2015). This way, a two-fold advantage is achieved: the consumption of chemical reagents is reduced and the

environmental profile is improved. Given the vast potential of biological processes, on the other hand, well-defined robust chemical processes can be combined with biological processes. This includes supplementation of acidophilic iron- sulfur-oxidizer cultures that produce sulfuric acid to improve the leaching of Cu, Al, Mg, Zn (Hong and Valix, 2014), production of organic acids by fungi to increase the efficiency of Cu, Cd, Pb, Zn leaching (Arwidsson and Allard, 2010), or combined biological and chemical leaching in multiple steps.

Table 2-5: Comparison of metal extraction and refining techniques.

Parameters	Pyrometallurgy	Hydrometallurgy	Biohydrometallurgy
Environmental impact	High, due to gaseous emissions	Moderate, due to toxic chemicals	Low
Selectivity	Low, only a fraction of metals	High	High
Economics	Capital intensive, low job creation	Low capital, high operating cost	Low investment and operating costs
Social acceptance	Low	Medium, some toxic reagents and end products	High, cleaner processes and auto-pollution control
Energy	Very high	Low, ambient conditions	Low-to-none
Final residue	High	Low	Low-to-none
Process conditions	Harsh thermal treatment conditions	Harsh corrosive acids	Safe conditions, low-to-non-toxic chemicals

2.5.1.1 Physical pretreatment of electronic waste

Mechanical processes are typically the first step in metal recovery from WEEE, and aim to liberate and separate the encapsulated metallic elements leading to their liberation. Several physical treatment methods were developed, based on the physical and chemical differences of the materials embedded in WEEE. Current state-of-the-art physical pretreatment of WEEE comprises technologies such as: (a) manual and semi-automatic disassembly units, (b)

comminution and size reduction, (c) gravity separators, (d) magnetic sorting and Eddy-Current and (e) optical separation.

The high complexity of WEEE components necessitates a meticulous approach to liberate the metals of interest from separate components. Physical pretreatment also includes the removal of hazardous materials, such as Hg from the backlight of LCD (Zhang et al., 2015) and Be from PCB (Wang et al., 2013). However, loss and contamination of critical platinum group metals (PGM) (Chancerel et al., 2009) and rare earth elements (REE) (Ueberschaar and Rotter, 2015) can occur with the existing mechanical processes. Moreover, conventional comminution and physical crushing units are not yet designed and optimized for the processing of WEEE, and loss of critical metals during crushing and contamination with other metals or non-metallic fractions of the WEEE is inevitable (Wienold et al., 2011; Yoo et al., 2009).

2.5.1.2 Manual sorting and separation

Many metals are concentrated on certain parts of the WEEE components, and a manual separation is often required. In a recycling process, disassembly of these parts is the most time-consuming operation. Disassembly and separation of the main case, the PCB and the LCD panel lasts 133, 67 and 64 s, respectively (Fan et al., 2013). Discarded LCD need to be dismantled to break the plastic shell, and remove the ITO panels (Zhang et al., 2015).

Automatic, semiautomatic and manual disassembly systems have been developed, and the latter is the commonly adopted technique (Cimpan et al., 2015). The recovery efficiency by manual treatment is a lot higher than that of automatic systems (Zhang et al., 2015). On the other hand, from an economic point of view, manual sorting and dismantling is not feasible to be applied in developed economies, where labor costs are very high. To this end, the so-called ‘‘Best-of-two-Worlds’’ (Bo2W) approach has been proposed (Wang et al., 2012b). The Bo2W philosophy argues the combination of the developing economies’ experience in manual dismantling with the developed economies’ expertise in metal processing for the most efficient recovery technologies.

2.5.1.3 Size reduction/comminution

Manual sorting and dismantling is typically followed by a size reduction step. Various types of crushers, shredders and cutters equipped with a bottom sieve are used for liberation, for almost all types and components of WEEE (Yoo et al., 2009). Conventional crushers operate poorly

due to the presence of reinforced resin, a copper layer and glass fibers. In contrast, shredding or cutting, which works on the principle of shearing, is more effective (Wienold et al., 2011).

After comminution, many particles (25%) are accumulated in the 1 - 2 mm particle size, followed by the 0.5 - 1 mm (18%) and the 2 - 3 mm (17%) particle sizes. The particle size distribution (PSD) of the crushed particulate materials can be generalized using the Rosin–Rammler distribution function as expressed in:

$$(R(x) = 100e^{-(Ax)^B} \quad (2-1)$$

where $R(x)$ is the cumulative oversize mass (in weight %), x is the particle size (in mm), $1/A$ is the Rosin–Rammler geometric mean diameter (mm) and B is the Rosin–Rammler skewness distribution parameter.

Janyasuthiwong et al. (2015) found that the Cu concentration of the particle size fraction 0.5 - 1.0 mm of crushed PCB was higher than that of particle size <0.5 mm. This can be explained in terms of the different comminution mechanisms of the mills. When a brittle material such as a PCB is milled, the up-and-down reciprocating motion of the stamp mill hammer concentrates the finer particles. Similar to PCB, size-reduction is applied to separate the polarizing film from the liquid crystals in LCD (Zhang et al., 2015).

2.5.1.4 Corona-electrostatic and Eddy-current separation

The diverse material composition of WEEE enables the separation of materials based on their electrical conductivity difference. In a corona separator, particles pass over a high-speed drum equipped with a high-energy permanent magnet drum to separate plastic particles, non-ferrous metals and ferrous metals (Li et al., 2014b). Eddy-current based electrostatic separators operate based on a similar principle of the conductivity difference (Jujun et al., 2014). The small particles (typically smaller than 0.6 mm) are passed along a vibratory feeder to a rotating roll to which a high voltage electrostatic field is applied using a corona and an electrostatic electrode (Bigum et al., 2012). The separation efficiency depends on the different trajectories of particle movement due to Eddy-current, induced in the non-ferrous particles, and the external magnetic field which deflects the particles respective to their conductivity (Ghosh et al., 2015).

2.5.1.5 Magnetic separation

While separating metals according to their magnetic properties, Fe and Ni accumulate in the magnetic fraction (Kasper et al., 2011). Cu, on the other hand, is accumulated in the conductive

fraction. Similar as with electrostatic separation, this process is typically applied after comminution. Thus, the particle size plays an important role. A minor fraction could be left in the non-magnetic fraction, probably due to their presence in paramagnetic or diamagnetic particles as alloying elements (Yoo et al., 2009). The magnetic fraction of crushed PCB ranges between 4.5% and 11% of the total weight (Janyasuthiwong et al., 2016). Magnetic separators are inefficient for crushed PCB (Ghosh et al., 2015) and LCD (Zhang et al., 2015) due to agglomeration and subsequent loss of non-magnetic materials. Moreover, this method is poorly selective towards metals and unable to separate individual metals from their alloys.

2.5.1.6 Gravity separation

Gravity separation depends on the density and the size of the particles: their movement in a fluid, e.g. air, allows the separation of different particles. One of the major disadvantages of this method is the simultaneous difference of the particle size and density. When the particle size of the crushed material is smaller than 0.45 mm, the grade of the copper is drastically decreased (J. Li et al., 2014a). This is, however, due to the issues associated with particle size distribution (comminution), as discussed in section 2.5.1.3.

Yoo et al. (2009) applied gravity separation using a zig-zag classifier to separate the metallic and non-metallic components of ground PCB. The separation of the metallic components into the heavy fractions increased with increasing particle size. About 95% of the metallic components were separated into the heavy fractions from the milled PCB of a size smaller than 0.6 mm, but this was remarkably reduced to 60% as the particle size of the milled PCB became smaller than 0.6 mm.

2.5.2 Treatment and refining of WEEE

2.5.2.1 Thermal treatment

Smelting is currently the industrial best available technology (BAT) and a few full-scale WEEE processing plants are already in operation. At Boliden Rönnskär smelters (Skelleftehamn, Sweden), discarded PCB are directly fed into a copper converter to recover Cu, Ag, Au, Pd, Ni, Se and Zn (Ghosh et al., 2015). At Umicore's integrated metal smelter and refinery in Hoboken (Belgium), PCB are first treated in an IsaSmelt furnace to recover precious metals (Figure 2-5). It is further refined with hydrometallurgical processes and electrowinning (Zhang and Xu, 2016). In the Ausmelt TSL reactor of Outotec (Espoo, Finland), WEEE is processed in

copper/lead/zinc smelters in a combined process to recover Zn, Cu, Au, Ag, In, Pb, Cd, and Ge (Ebin and Isik, 2016).

The disadvantages of smelting are high-energy consumption, detrimental environmental effects, and low selectivity towards individual metals. Smelters have long been considered as significant sources of hazardous SO₂ and toxic heavy metals (Cappuyns et al., 2006; X. Zhang et al., 2012). Two tons of SO₂ are emitted in flue gases per ton of copper produced from primary ores (Carn et al., 2007). In addition, dioxins and other gaseous emissions can be found due to the presence of flame retardant chemicals (Mäkinen et al., 2015). Moreover, a large range of WEEE is not suitable to be directly processed by a smelting process because of their low calorific value (Sun et al., 2015).

2.5.2.2 Pyrolysis and gasification

Pyrolysis of discarded PCB, carried out at elevated temperatures up to 900°C in the presence of inert gases, generates 23% oil, 5% gases and 70% metal-rich residue (Hall and Williams, 2007). As such, discarded LCD panels are subjected to pyrolysis in ceramic ovens at 700°C, and the organic-rich polarizing film is converted into pyrolysis oil and gas, whereas the liquid crystal is eliminated through deformation and detoxification of the hazardous substances under high temperature conditions (Ma and Xu, 2013). However, this method is inefficient due to the high costs associated with high energy and reagent consumption. Moreover, pyrolysis is potentially a dangerous method, as similar to incineration, toxic compounds are formed at high temperatures. A certain amount of bromine is found in the char or ash product, possibly due to the brominated flame retardant (BFRs) content of the discarded PCB (Havlik et al., 2010).

2.5.3 Electrochemical metal recovery

Direct and indirect strategies have been investigated for the recovery of metals from WEEE using electrochemical routes. The electrical current can be manipulated to oxidize and reduce metals in aqueous solutions. Kasper et al. (2011) studied the effect of the electrode type, current density and exposure time on the metal recovery process efficiency from a WEEE leachate solution. Ground mobile phone PCB were leached with nitro-hydrochloric acid and subjected to electrowinning at 6 A/dm² current density. 93% of the dissolved copper (5 g/L) was electrodeposited after 90 min. Due to loss of adherence on the cathode, Kasper et al. (2011) recommended an increase of the cathode size.

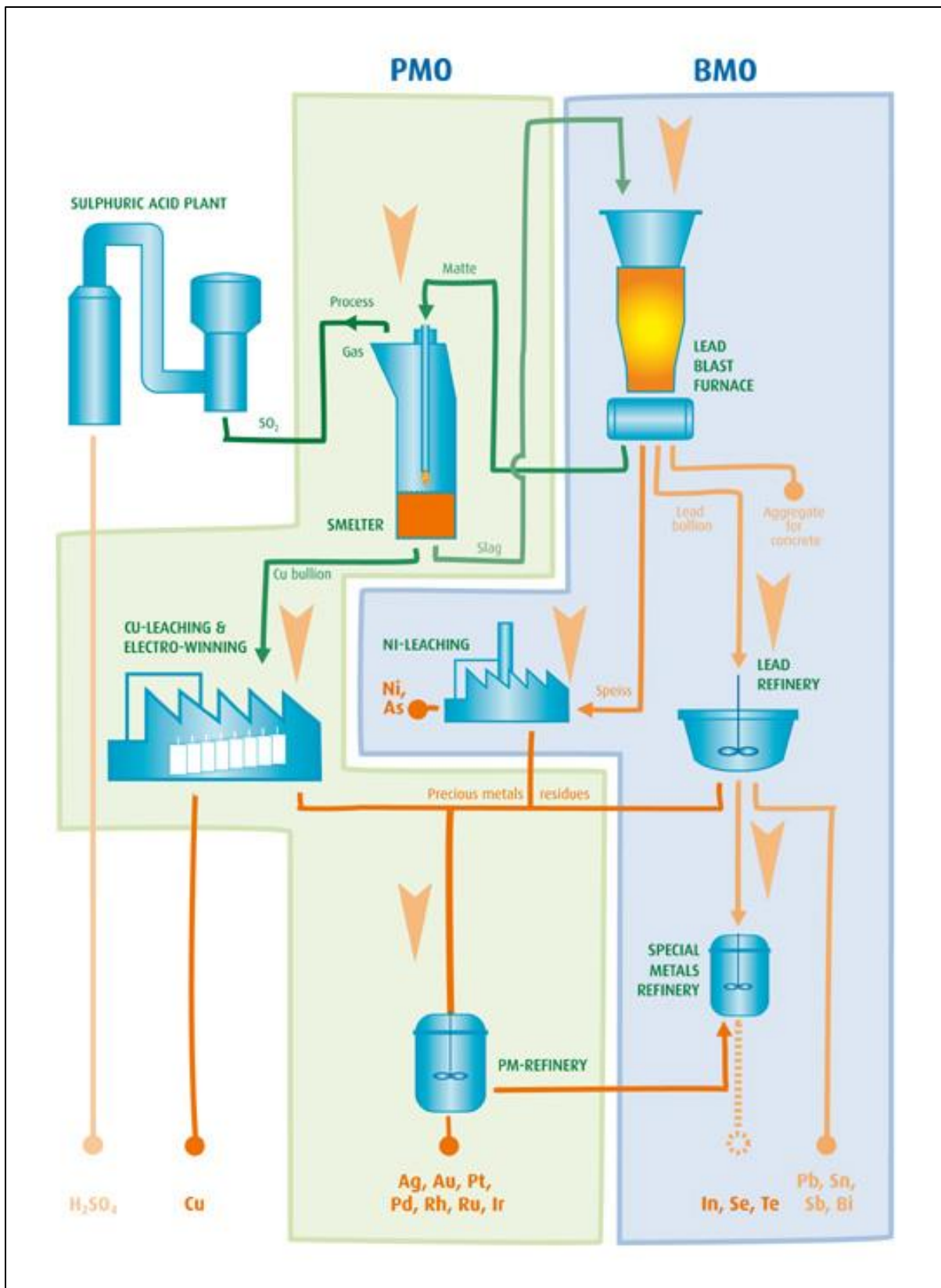


Figure 2-5: Process scheme of the Umicore IsaSmelt WEEE recycling system in Hoboken (Belgium). PMO: Precious metal operations, BMO: Base metal operations (Vanbellen and Chintinne, 2007).

Pilone and Kelsall (2006) used electro-generated chlorine to leach metals, followed by electro-deposition of metals at a graphite felt cathode as counter reaction of anodic generation of chlorine. Fogarasi et al. (2014) made a comparative environmental assessment of the Cu-recovery from a WEEE leachate by two different electrochemical routes. Both electrochemical processes involved the dissolution of copper from waste PCB with simultaneous cathodic electro-deposition from the resulting leach liquor. The first process used direct electrochemical oxidation in 0.67 M sulfuric acid medium, while in the second process, dissolution of Cu was through electrochemically mediated oxidation using the $\text{Fe}^{3+}/\text{Fe}^{2+}$ redox couple in a chloride (FeCl_3) medium. The latter process was found to have a lower environmental impact because the $\text{Fe}^{3+}/\text{Fe}^{2+}$ solution can be regenerated.

2.5.4 Hydrometallurgical treatment of WEEE for metal recovery

Hydrometallurgical metal recovery processes involve an oxidative leaching for the extraction of metals, followed by separation and purification procedures (Schlesinger et al., 2011). It has advantages over pyrometallurgy such as lower toxic residues and emissions, and higher energy efficiency. However, these processes still pose a threat due to the use of large amounts of toxic, corrosive and flammable reagents and the generation of high volumes of effluents and other solid wastes (Tuncuk et al., 2012).

2.5.4.1 Oxidative acid leaching

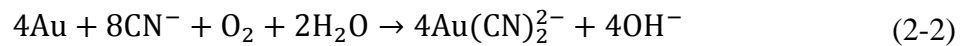
Acid leaching of metals from WEEE has been investigated using various acids and oxidants, or mixtures thereof. It is an essential process when extracting valuable metals from PCB (Ghosh et al., 2015), indium from ITO glass (Zhang et al., 2015) and neodymium from HDD (Li et al., 2009). In oxidative acid leaching, the important parameters are temperature, concentration and contact time with the former being the most important. The leaching of metals in various oxidative acidic media has been investigated for their effectiveness in metal recovery from waste PCB, including hydrochloric acid (Jha et al., 2012), sulfuric acid (Kumar et al., 2012), nitric acid (Joda and Rashchi, 2012), sodium hypochlorite (Akcil et al., 2015), thiosulfate (Ha et al., 2010), thiourea (Jing-ying et al., 2012) and halides (Syed, 2012).

Indium (In) in discarded LCD reacts with H_2SO_4 and HCl at elevated temperatures (Rocchetti et al., 2015). Al and Sr leach in concentrated HCl , while HNO_3 and concentrated H_2SO_4 are more selective towards In. Kato et al. (2013) reached 90% In leaching by 3.2 M (10%, v/v) HCl . Ruan et al. (2012) used H_2SO_4 at a liquid to solid ratio (L/S) of 1:1 at 160°C for 1 h and

reached 92% of In leaching. Wang et al. (2013) leached 100% In with 0.6 M H₂SO₄ in 42 min, and at a temperature of 68.6°C. In leaching showed a positive correlation with temperature and acid concentration in all reported experimental work.

2.5.4.2 Cyanide leaching of precious metals

Cyanide leaching is the industrial norm for the leaching of precious metals from their primary ores (Zhang et al., 2012). It interacts with nearly all transition metals, except lanthanides and actinides, and forms complexes with high chemical stability (Marsden and House, 2006). Out of the 875 gold and silver mines operational in 2000, more than 90 used cyanide as lixiviant (Akcil et al., 2015). Gold (Au) is bound by cyanide in a reaction named the Elsner's equation:

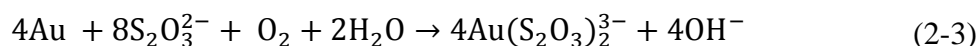


Cyanide is preferred because of its cost-effectiveness. However, effluent treatment is problematic as high cyanide concentrations are lethal to most forms of life. Consequently, several non-cyanide leaching processes (see below) have been developed considering the toxic nature and handling problems of CN⁻. However, none of them has yet proven more cost-effective than cyanide at full-scale operation (Akcil, 2010).

Montero et al. (2012) studied column leaching of metals from discarded PCB using cyanide in a semi-continuous system. The authors reported a competition between Cu and precious metals, i.e. Au, Ag that are present in PCB. A leaching efficiency of 48% and 52% was achieved for, respectively, Au and Ag, despite a high cyanide concentration (4 g/L). A simultaneous dissolution of Cu (77%) occurred which indicated a competition between Cu and precious metals for CN⁻. The authors conclusively recommended selective and/or multiple step leaching of metals of interest.

2.5.4.3 Thiosulfate leaching of gold

Au leaching with thiosulfate (S₂O₃²⁻) is a non-toxic alternative to cyanidation for primary (Grosse et al., 2003) and secondary (Akcil et al., 2015) ores. S₂O₃²⁻ leaching attracted interest as an alternative precious metal leaching agent owing to its environmental advantages (Zhang, 2008). Thiosulfate leaching can be considered as a non-toxic process, and the gold dissolution rates can be faster than conventional cyanidation (Aylmore and Muir, 2001). In alkaline or near neutral solutions of thiosulfate, Au dissolves in the presence of a mild oxidant, as given in Equation (2-3):



The Au leaching rates can be faster than conventional cyanidation and there is a lower interference from other cations high yield can be obtained. Moreover, the process could become more cost-effective than cyanidation (Abbruzzese et al., 1995; Aylmore and Muir, 2001). Several studies investigated the leaching of precious metals from waste PCB, such as the effect of the $\text{S}_2\text{O}_3^{2-}$ concentration, alkalinity agent (e.g. NH_4OH) and catalyzing agent (e.g. Cu^{2+} ions) (Ficeriová et al., 2011; Ha et al., 2010; Petter et al., 2014). Similar to cyanide, dissolved copper may adversely affect the leaching process due to the decomposition of $\text{S}_2\text{O}_3^{2-}$. The reaction then becomes relatively inefficient and slow at ambient temperatures. High consumption of the leaching agent, its chemical instability and low cost-effectiveness are the main bottlenecks of this process to be applied to WEEE (Akcil et al., 2015).

2.5.4.4 Thiourea leaching of gold

Thiourea ($\text{SC}(\text{NH}_2)_2$) is an organosulfur compound that forms white crystal complexes with many transition metals. Under acidic conditions, with the presence of an oxidant such as ferric iron (Fe^{3+}), thiourea and gold will form soluble cationic complexes with Au (Li and Miller, 2007). The rate of gold dissolution is strongly determined by pH. The role of ferric iron in the complexation process is to facilitate the oxidation of metallic gold (Au^0) to the aurous (Au^+) ions (Gurung et al., 2013). The dissolving reaction of Au in $\text{SC}(\text{NH}_2)_2$ with Fe^{3+} as the oxidizing agent occurs per Equation (2-4):



Several strategies including supply of an additional oxidant or a two-step leaching procedure were proposed for the leaching of precious metals by $\text{SC}(\text{NH}_2)_2$ (Behnamfard et al., 2013; Jingying et al., 2012). Elevated temperatures are inefficient due to poor thermal stability of the reagent (Gurung et al., 2013). The high cost and chemical instability of $\text{SC}(\text{NH}_2)_2$ are challenges for the development of a scaled-up process.

2.5.4.5 Halide leaching of gold

The halides iodine (I_2) and chlorine (Cl_2) can act as redox, complexing and precipitating agents under certain conditions. This property gives them an advantage to achieve selective recovery

of PGM from waste materials (Serpe et al., 2015). The gold dissolving reaction with chloride and iodine are given below in Equations (2-5) and (2-6), respectively:



Several approaches including leaching of metals using electro generated chlorine (Kim et al., 2011b), Au leaching using an iodine hydrogen peroxide ($\text{I}_2 \cdot \text{H}_2\text{O}_2$) system (Sahin et al., 2015), and I^-/I_2 leaching of gold in a three-step leaching system (Serpe et al., 2015) have been investigated. Despite the fast kinetics and high efficiencies of this method, very high rates of reagent consumption and reagent costs are the main obstacles of this process.

2.5.5 Biohydrometallurgical treatment of WEEE

2.5.5.1 Biohydrometallurgy

Biohydrometallurgy, the use of microbes to process metals, is an efficient technology to produce metals from primary ores. In the context of metal processing, biohydrometallurgy is defined as a blend of biotechnology and metallurgy (Ilyas et al., 2015). It is an established technology to process many metals including copper (Cu), gold (Au), cobalt (Co), nickel (Ni), zinc (Zn), arsenic (As), molybdenum (Mo), cadmium (Cd), and uranium (U) (Watling, 2015). More than 15% of the total annual 15 Mtons of Cu, 2.35 ktons of 5% Au, along with a small fraction of Ni and Zn are produced using biohydrometallurgical routes (Johnson, 2014; Schlesinger et al., 2011). Biohydrometallurgy uses acidophilic bacteria, cyanogenic heterotrophs and/or acid-producing heterotrophs to selectively recover metals from waste streams (Table 2-6). Full scale biomining applications compensate high initial capital investments with lower operating costs over a long period (Brierley and Brierley, 2013). Furthermore, biotechnology relies on natural material cycles in more environment friendly processes than conventional metal extraction techniques.

Biotechnological approaches will play a significant role in the treatment of wastes for metal recovery in the future (Lee and Pandey, 2012). Despite the relative slower kinetics compared to conventional methods, bioleaching has matured into a well-developed technology operated in advanced engineered systems. Biomining of low grade ores, and in particular Cu, made a useful case study for bioprocessing of metals, which is expected to be the future trend for non-sulfide metal-rich wastes such as WEEE (Orell et al., 2010).

There is an increasing interest on WEEE bioprocessing for metal recovery, owing to its better environmental profile compared to conventional methods. Moreover, there is a high potential for future improvement. Most reported research work is performed at low technology readiness level (TRL), with few scale-up applications. Recent findings, such as involvement of the contact mechanism (Silva et al., 2015) and operation at waste loads up to 10% (w/v) (Ilyas and Lee, 2014b) are important developments in WEEE bioprocessing. Full-scale applications require further investigations, optimization of the operational conditions and evaluation of costs and ex ante environmental impacts (Villares et al., 2016). In addition, complementing scale-up studies with techno-economic assessment and environmental sustainability analysis are the ways to proceed in WEEE bioprocessing.

2.5.5.2 Bioprocessing of WEEE for metal recovery

The current state-of-the-art research on bioprocessing of WEEE for metal recovery is largely limited to Cu leaching by acidophilic bacteria and to a lesser extent Au and PGM leaching by cyanogenic bacteria from crushed PCB. Reported Cu bioleaching efficiencies vary widely from 50% to 100% with leaching periods typically exceeding 7 days and pulp densities of 1 - 3% (w/v). Several studies have demonstrated improved bioleaching efficiencies in sulfur and ferrous iron supplemented media (Ilyas et al., 2010; Liang et al., 2010; Wang et al., 2009). Metal removal efficiencies reportedly decrease significantly with increasing pulp density (Erüst et al., 2013). This can be due to the alkaline nature of the waste material, and is therefore acid-consuming (Brandl et al., 2001). This results in a high pH environment, where the acidophiles do not thrive. Alternatively, the non-metallic fraction, i.e. epoxy-coated substrate and organic fraction of the PCB can be toxic to the bacteria (Niu and Li, 2007; Zhu et al., 2011).

2.5.5.3 Single-step biohydrometallurgical processes

Most research efforts aim to increase the bioleaching rate of the metals from WEEE and increase of the waste load to become competitive with chemical technologies. species in solution, corresponding to a maximal Cu concentration of 6.8 g/L. Chen et al. (2015) investigated column bioleaching of Cu from PCB that contained 24.8% Cu by *Acidithiobacillus ferrooxidans*. After column bioleaching for 28 d, the copper recovery reached 94.8% from the starting material. The study indicated that the copper dissolution rate is influenced by external mass transfer rather than internal diffusion. The bioleaching efficiency decreased as the iron hydrolyzed and jarosite precipitated at the surface of the material. The formation of jarosite precipitates can be prevented by adding dilute sulfuric acid and maintaining acidic conditions

of the leaching medium. This enables a cyclic Fe^{2+} - Fe^{3+} redox conversion and creates optimal conditions for Cu bioleaching.

Ilyas et al. (2007) reached a final leaching efficiency of 80%, 64%, 86% and 74% for Zn, Al, Cu and Ni, respectively, after a pre-leaching period of 27 days followed by a bioleaching period of 280 days. They used thermophilic acidophilic bacterial strains of chemolithotrophic and heterotrophic consortia. In a follow-up research, the authors reached 91%, 95%, 96% and 94% efficiency for Al, Cu, Zn, and Ni, respectively, at a pulp density of 10% (w/v) in a CSTR bioleaching set-up using a moderately thermophilic adapted culture of *Sulfobacillus thermosulfidoxidans*. The bioleaching mixture was supplemented with enriched air of 25% O_2 and 0.03% CO_2 , with 2.5% (w/v) biogenic S^0 and maintained at 45°C. An interesting finding was the faster oxidation rate of biogenic sulfur over technical sulfur, which was related to the higher bioavailability of the biogenic S^0 to the acidophiles (Ilyas and Lee, 2014b).

2.5.5.4 Multi-step biohydrometallurgical processes

A two-step bioleaching strategy is as described in Chapter 5 to decrease the competition between metals. Cu and Au were bioleached using a combined approach by acidophilic *Acidithiobacillus ferrivorans* and *Acidithiobacillus thiooxidans* in the first step and a cyanide-generating *Pseudomonas putida* strain in the second step. 98.4% and 44.0% of Cu and Au were removed from the discarded PCB at room temperature ($23 \pm 2^\circ\text{C}$). Bioleaching in agitated flasks at room temperature showed slower kinetics compared to the findings of other researchers who performed similar tests under thermophilic conditions (Ilyas et al., 2013; Li et al., 2014). The authors recommended further research aiming at the enhancement of process kinetics, such as process optimization and testing in continuous bioleaching systems. Moreover, gold bioleaching could be further optimized by increasing the chemical stability of cyanide in the bioleaching solution and improving the cyanide-generating conditions for the bacteria.

Mäkinen et al. (2015) studied the bioleaching of PCB froth, applying a pretreatment (froth flotation) technique to separate the hydrophilic and hydrophobic fraction of crushed PCB. The bioleaching medium contained 10 g/L S^0 and 4.5 g/L Fe^{2+} along with various trace elements. A three-step process in a 3-L CSTR was applied. A pre-cultivation method followed the dominance of sulfur-oxidizers over iron oxidizers in the bioleaching community. The pre-cultivation produced a bioleaching solution with pH 1.1, a Fe^{3+} concentration of 7.4 g/L (Fe^{2+} concentration was 0.4 g/L) and a redox potential of +655 mV.

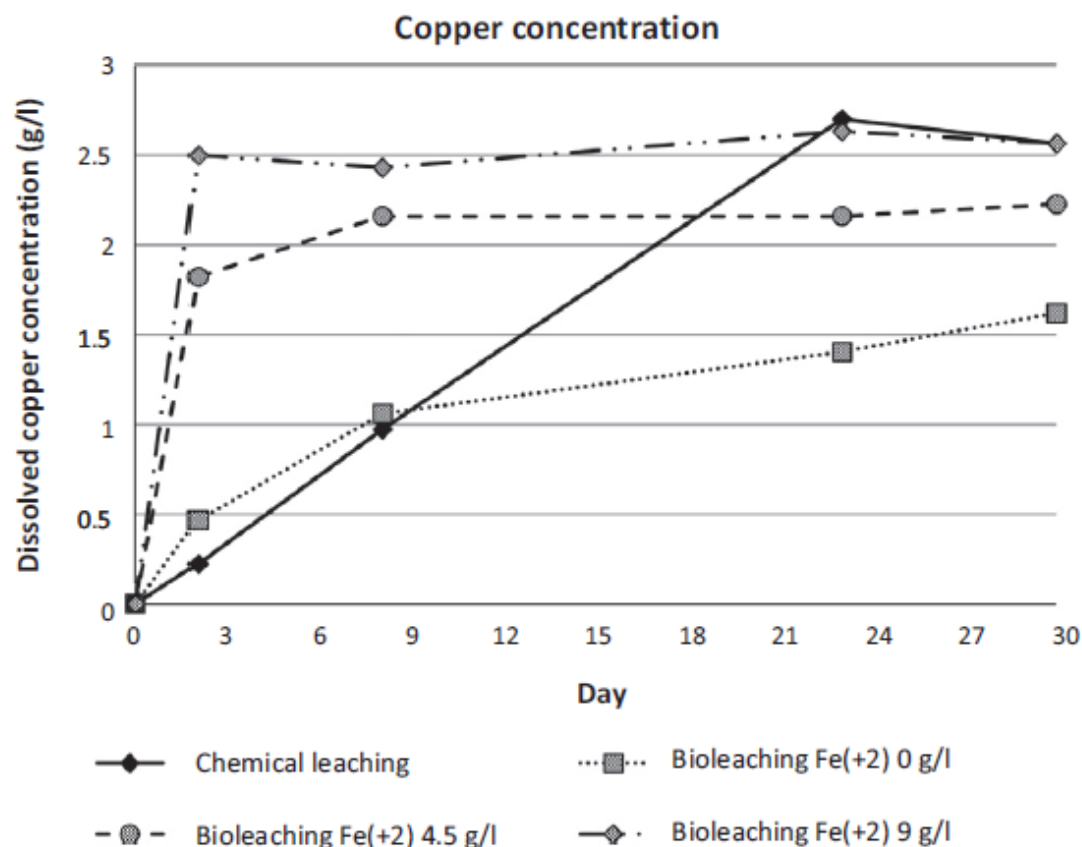


Figure 2-6: Chemical leaching and bioleaching of copper from PCB from under varying Fe^{2+} concentrations (Mäkinen et al., 2015).

When 50 g/L of PCB froth was added, the pH rose instantly, but was maintained at 1.6 when adding sulfuric acid (95% v/v H_2SO_4) to 250 mL/kg PCB froth. Simultaneously, the redox potential dropped to +290 mV and the Fe^{2+} concentration increased to 6.8 g/L. During the next four days of bioleaching, there was a steady increase in redox potential and decrease in Fe^{2+} concentration, illustrating that some iron oxidation occurred. With these parameters, 99% copper solubilization was achieved in three days, with Cu and Fe being the only major metallic species in solution, corresponding to a maximal Cu concentrations of 6.8 g/L.

Table 2-6: Overview of bioleaching microbes that can be used for metal recovery from electronic waste.

Type of microorganism	Species	Leaching mechanism	Targeted materials	Targeted metals	References
Acidophilic iron- and sulfur-oxidisers	<i>Acidithiobacillus ferrooxidans</i> , <i>Acidithiobacillus thiooxidans</i>	Redoxolysis, acidolysis	PCB ¹	Cu, Fe, Zn, Al, Zn, Pb, Ni	Hong and Valix, 2014; Chen et al., 2015; Mäkinen et al., 2015
Heterotrophic acidophiles (fungi)	<i>Aspergillus niger</i> , <i>Penicillium simplicissimum</i> ,	Complexolysis, acidolysis	Spent batteries, PCB	Cu, Fe, Zn, Al, Zn, Mn, Cd, Pb, Ni	Brandl et al., 2001; Faramarzi et al., 2004; Kim et al., 2016
Heterotrophic cyanide-producers	<i>Pseudomonas putida</i> , <i>Chromobacterium violaceum</i>	Complexolysis	PCB	Cu, Fe, Zn, Al, Ag, Au, Pd, Pt	Pradhan and Kumar, 2012; İşildar et al., 2016; Natarajan and Ting, 2015

¹ PCB: Printed circuit boards

2.6 Conclusions

Global WEEE generation reached 42 million tons in 2014, out of which 10.2, 9.3 and 6.0 million tons belonged to the EU-28, USA and China, respectively. It is the fastest growing type of domestic waste and its management requires special attention. Approximately 35% of the WEEE in the EU is reported to be collected, with a great variation between countries. Inappropriate management of WEEE is of environmental concern due to its hazardous nature. The rapid increase of electrical and electronic equipment (EEE) production and consequent WEEE generation depend on the availability of the required raw materials. Many of them are critical due to their limited supply, potential usage in other applications and economic importance. They are mostly found in metallic form and mixtures of various alloys. Thus, their recovery requires special attention to achieve selectivity.

WEEE is a promising secondary source of critical technology metals. Specifically, printed circuit boards (PCB) are an important secondary source of copper (Cu) and gold (Au), and platinum group metals (PGM), and the concentrations of these metals are very high in these components of WEEE. Additionally, the concentrations of nickel (Ni), zinc (Zn), and aluminum (Al) are considerably high in discarded PCB. Hard disc drives (HDD) are an important source of rare earth elements (REE), specifically neodymium (Nd), praseodymium (Pr), and dysprosium (Dy) due to the high rare earth element (REE) content in their permanent magnets. Displays are an important secondary source of indium (In), a critical element, along with aluminum (Al) and tin (Sb).

Various physical, chemical and biological techniques have been proposed for valuing the waste as a secondary source of raw materials. There is no one-fits-all strategy to recover valuable metals and to manage WEEE sustainably. In a circular economy, material loops are closed by recycling of discarded products, urban mining of End-of-Life products and processing of urban waste streams. State-of-the-art recycling technologies utilize a combination of physical technologies, where a fraction of WEEE is dismantled, crushed and subjected to thermal treatment. These technologies have limitations regarding their environmental profile, and metal selectivity. Hydrometallurgy, and increasingly biohydrometallurgy, enables environmentally sound, metal selective and cost-effective processing to recover metals from WEEE. Where necessary, novel methods can be combined with conventional methods, potentially creating novel hybrid technologies. Novel metal and unit specific recovery technologies that combine various methods are expected to emerge in the coming years.

Chapter 3

Biorecovery of metals from electronic waste – A review

This chapter is based on: Işıldar, A., van de Vossenberg, J., Rene, E.R., van Hullebusch, E.D., Lens, P.N.L., 2017. Biorecovery of metals from electronic waste – A review, in book series Sustainable Technologies for Heavy Metal Remediation, Chapter 8, 241–278.

Abstract

Electronic waste, termed interchangeably as e-waste or waste electrical and electronic equipment (WEEE) is relatively the fastest growing segment of solid waste. In addition to being a highly hazardous waste type, electronic waste also includes relatively high concentrations of metals. Modern devices contain up to 60 elements at various concentrations, encompassing base metals, critical metals, platinum group metals mixed in a complex matrix. Emergence of numerous new electronic products and occurrence of complex metals mixtures make this waste stream to be an important secondary source of metals. Improper and informal end-of-life processing of electronic waste has detrimental consequences on the environment and public health. Microbial processing of metals from their ores is an established technology with many full-scale applications. Bioprocessing of metal-rich waste materials to recover valuable metals, on the other hand, is an emerging and promising biomass-based technology with low environmental impact and high cost-effectiveness. This chapter overviews bioprocessing of electronic waste for metal recovery. Additionally, biologically-catalysed metal extraction technologies, (e.g. bioleaching) and metal recovery techniques (e.g. biomineralization) are reviewed.

3.1 Introduction

The amount of discarded electric and electronic devices is growing at an increasing rate and the future trends show that even larger amounts of electronic waste will be generated, in particular in growing economies (Wang et al., 2013). The global electronic waste generation reached 41.8 million tons in 2014, and is forecasted to rise to 50 million tons in 2018 (Baldé et al., 2015). Although being highly toxic, waste electrical and electronic equipment (WEEE), in particular printed circuit boards (PCB), are a promising secondary source of metals. Concentrations of copper (Cu) and precious metals, such as gold (Au), platinum (Pt) and palladium (Pd), are high as compared to natural ores (Hadi et al., 2015). It is expected that urban mining of WEEE will be an important secondary source of metals in future.

PCB are Cu-dominated materials (approx. 20 - 25% by weight) along with a substantial amount of precious metals. Precious metals constitute the largest fraction of value of discarded PCB and are the main economic driver of metal recovery (Cui and Zhang, 2008). Currently, there is considerable research work carried out in order to develop metal-selective and environmentally

friendly metal recovery technologies. There are several techniques for metal recovery, e.g. pyrometallurgy (Yang et al., 2013), hydrometallurgy (Tuncuk et al., 2012) and biohydrometallurgy (Ilyas and Lee, 2015). Biomass-based processes, i.e. biohydrometallurgy, encompasses a number of processes such as acidophilic (Liang et al., 2010) and cyanogenic bioleaching (Natarajan et al., 2015b), bioreduction (Yong et al., 2002), and biomineralisation (Johnston et al., 2013). These are cost-effective and environmentally friendly compared to pyrometallurgical and hydrometallurgical processes (Ilyas and Lee, 2014a).

Recent developments in biotechnology, such as acclimatization of microbes to extreme bioleaching conditions, indicate that biomass-based technologies could be a promising alternative to best available technologies. A comprehensive understanding of the metal mobilization mechanisms, toxicity characteristics, and process optimization would enable environmental biotechnology to play a major role in metal recovery from electronic waste. Recently, very high (99%) metal removal (Cu) efficiencies (Mäkinen et al., 2015) at pulp densities up to 10% (Ilyas and Lee, 2014c) were achieved with bioleaching.

Biomass-based approaches are often highlighted to play a significant role in the future of material processing for sustainable development. This not only applies to metal processing, but also the treatment of metal containing wastes and by-products (Lee and Pandey, 2012). An attractive feature of bioleaching is that it generates less pollutants compared to conventional metal processing. In this direction, an approach termed as ‘process-integrated biotechnology’ for a circular green economy has been propagated (Arundel and Sawaya, 2009). The importance of biotechnology is likely to increase in the future as high grade ore deposits are being depleted. Bioleaching is expected to become increasingly an integral part of metal processing, not only for primary, but also for secondary metal sources.

3.2 Microbial mobilization of metals from electronic waste

3.2.1 Extraction of metals through biologically mediated reactions

Microbially mediated mobilization of metals, termed as bioleaching, is the conversion of metals from their solid form to water soluble forms, is an integral process in biohydrometallurgy. Extraction of metals from their ores takes place in the presence of microorganisms that are native to these environments (Brierley and Brierley, 2013). Biohydrometallurgy includes bioleaching and biorecovery processes, where aspects of environmental microbiology,

biotechnology, hydrometallurgy, environmental engineering, mineralogy, and mining engineering merge.

Naturally occurring ores are processed predominantly via conventional methods. Pyrometallurgy, i.e. thermal treatment of ores, was replaced by modern hydrometallurgy at the end of the 19th century when two major operations were discovered: (1) the cyanidation process (MacArthur-Forrest process) for precious metals and (2) the Bayer process for refining bauxite, the primary Aluminum ore (Habashi, 2005). Biohydrometallurgy, on the other hand, is considered to have begun with the identification of the acidophile *Acidithiobacillus ferrooxidans* (reclassified from *Thiobacillus ferrooxidans*) as part of the microbial community found in acid mine drainage (Colmer and Hinkle, 1947).

The first patent for a bioleaching process was granted in 1958 to the Kennecott Mining Company, showing the involvement of *At. ferrooxidans* for Cu extraction from low grade ore (Zimmerley et al., 1958). The patent describes a process where a leaching solution of ferric sulfate (FeSO_4) and sulfuric acid (H_2SO_4) is used. Ferric iron (Fe^{3+}) is regenerated by iron-oxidizing microorganisms through oxidation of ferrous iron (Fe^{2+}), and reused in a next leaching stage making the reaction cyclic. The biochemistry of bioleaching is explained further in detail in sections 3.2.3.3 and 3.2.4. Following the detection of *At. ferrooxidans* in the leachates in 1961, Rio Tinto mines in the Iberian peninsula have been among the first large-scale operations in which microorganisms played a major role (Brandl, 2008). Commercial application of biohydrometallurgy was effectively initiated in 1980 by the Lo Aguirre mine in Chile (Olson et al., 2003). The mine operated between 1980 and 1996 with a capacity of about 16,000 tons/day. This operation was followed by the emergence of a number of full-scale plants (Brierley and Brierley, 2001) and an increasing role of bioleaching plants is prevalent in the mining industry.

Today, bioleaching is increasingly used on a commercial scale for production of base metals, e.g. copper (Cu), nickel (Ni), zinc (Zn), molybdenum (Mo), cobalt (Co), lead (Pb), and metalloids, e.g. arsenic (As), gallium (Ga), antimony (Sb) in their sulfide and oxide ores, as well as the platinum group metals, e.g. platinum (Pt), rhodium (Rh), rutherfordium (Rf), palladium (Pd), osmium (Os), and iridium (Ir) associated with sulfide minerals (Brierley and Brierley, 2013). In case of Cu, an increasing number of full-scale bioleaching plants have started operated in the last decades (Schlesinger et al., 2011). On the other hand, recovery of metals from secondary sources using microbes is an emerging field of research. Some examples of metal-rich waste that could be regarded as secondary source of metals are mine waste (Liu et al.,

2007), slags (Potysz et al., 2016; N. H. Yin et al., 2014), sludges (Chen and Huang, 2014), contaminated soils (Deng et al., 2013), fly ashes (Ishigaki et al., 2005), spent catalysts (Lee and Pandey, 2012), and electronic wastes (Hong and Valix, 2014).

3.2.2 Principles and mechanisms of microbial leaching

Various biological processes including bioleaching (microbially catalyzed leaching of metals), biooxidation (oxidation and enrichment of minerals by microorganisms), bioweathering (organic transformation of rocks and minerals over long time), and bioreduction (microbially induced reductive precipitation of metals in aqueous solutions) alter the chemistry and morphology of natural minerals. Acidophilic microorganisms thrive in low pH environments where microbial oxidation of minerals, e.g. pyrite (FeS), generate sulfuric acid (Rohwerder et al., 2003), resulting in the formation of acid mine drainage (Leff et al., 2015). Acidophiles are physiologically very diverse, spanning across aerobic and facultative anaerobic chemolithotrophs, various types of heterotrophic prokaryotes, as well as photoautotrophic eukaryotes (Xie et al., 2007). Mesophilic, thermophilic and hyperthermophilic species are commonly found in bioleaching environments (Rawlings and Johnson, 2007).

Acidophilic microorganisms keep their intracellular pH close to neutrality and maintain a proton gradient over their cytoplasmic membranes (Van de Vossenberg et al., 1998). Extracellular enzymes of acidophiles are optimally active at low pH (Bonney and Holmes, 2012). Iron- and sulfur-oxidizer acidophiles are found in low pH environments and gain energy by oxidation of ferrous iron and inorganic sulfur compounds (Sand et al., 2001). They are also found in natural waters, sewer pipes causing corrosion problems, caves forming snottites (a layer of biomass which hang from the walls and ceilings of caves), hydrothermal vents, and geysers (Rawlings and Johnson, 2007).

Biomining has progressed from rather uncontrolled dump leaching to processing of refractory ores in designed bioheaps (Olson et al., 2003). Also, stirred tank bioprocessing has been developed and commercialized to full-scale (Acevedo, 2000). In bioleaching of sulfide minerals, the microorganisms play a catalytic role to oxidize ferrous (Fe^{2+}) to ferric (Fe^{3+}) iron and elemental sulfur (S^0) to sulfate (SO_4^{2-}) generating acid (Watling, 2006). Dissolution of certain metal sulfides, yields thiosulfate as an intermediate, which is further oxidized to sulfuric acid (Vera et al., 2013). Most of these microorganisms use atmospheric carbon dioxide as their carbon source and grow chemolithoautotrophically (Kimura et al., 2011).

In addition to acidophilic chemolithotrophic microorganisms, heterotrophic neutrophilic cyanide-generating microbes are also involved in bioleaching (Kaksonen et al., 2014). Many ubiquitous microorganisms are known to generate cyanide under certain conditions. Cyanide is the general name for the compounds consisting of a carbon atom triple-bonded to a nitrogen atom. They have high affinity to bond transition metals. Some soil bacteria, e.g. strains of *Chromobacterium violaceum* (Faramarzi et al., 2004), *Pseudomonas fluorescens* (Campbell et al., 2001), *Pseudomonas aeruginosa* (Fairbrother et al., 2009), as well as a number of fungal species, e.g. *Pleurotus ostreatus* (Brandl and Faramarzi, 2006) and algae, e.g. *Chlorella vulgaris* (Mata et al., 2009) have the ability to produce cyanide, and are used in processing of metals.

3.2.2.1 Dissolution mechanism of metal sulfides: the thiosulfate and polysulfide mechanisms

In this section, dissolution mechanisms of metals from their primary ores (metal sulfides) are briefly given. Despite similarities with metal sulfides, the main mechanisms of bioleaching of metals from waste material are still not well understood. The main peculiarity of secondary resources, such as waste material, is the speciation of metals (Tuncuk et al., 2012). The metals are found in their elemental form, often in various alloys. Due to the difference in chemical composition, their dissolution mechanism also shows differences. Dissolution of metal sulfides follows two different pathways: the thiosulfate and the polysulfide pathway (Rohwerder et al., 2003). In general, dissolution is achieved by a combination of acidic leaching (proton attack) and oxidation processes. The reaction pathway is determined by the mineral species (Vera et al., 2013). The reactivity of metal sulfides with the protons is a significant criterion. Acid-insoluble sulfides, such as pyrite (FeS_2) are attacked through the thiosulfate mechanism, which depends on the oxidative attack of Fe^{3+} in solution. Acid soluble sulfides, such as chalcopyrite (CuFeS_2), are degraded through the polysulfide mechanism, as shown in Figure 3-1. Fe^{3+} ions extract electrons from the mineral and are thereby reduced to the Fe^{2+} form. Consequently, the mineral releases metal cations and intermediate sulfur compounds. Iron-oxidizing bacteria catalyze the recycling of $\text{Fe}^{3+}/\text{Fe}^{2+}$ cycle. In the case of the thiosulfate mechanism (acid-insoluble metal-sulfide mineral), an additional attack is performed by protons. The sulfur compounds are oxidized by sulfur-oxidizing bacteria and also abiotically. In Figure 3-1, H_2SO_4 (polysulfide mechanism) and elemental sulfur (thiosulfate mechanism) are highlighted in boxes. These main reaction products accumulate in the absence of sulfur-oxidizers.

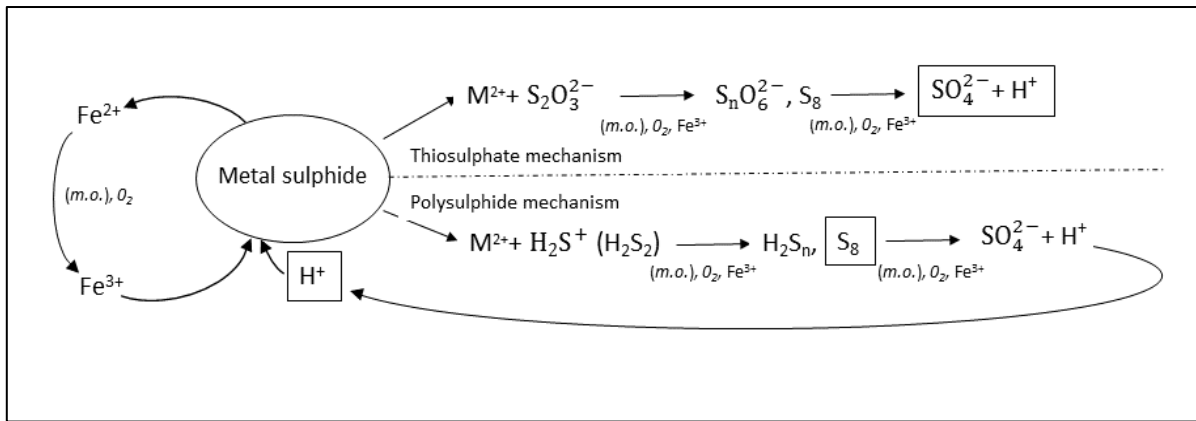


Figure 3-1: Thiosulfate and polysulfide leaching mechanisms of metal sulfide minerals by acidophiles, redrawn from Donati and Sand (2007).

Dissolution of metals from waste material was speculated to follow a similar mechanism (Ilyas et al., 2007; Liang et al., 2013). The metals are mostly found in their zero-valent state in waste material (Tuncuk et al., 2012), which makes the dissolution mechanism different. Elemental metals are mixed altogether, commonly in various complex alloys (Ongondo et al., 2015). Thus, addition of an external energy source is required. In addition, dissolution of metal sulfide minerals is an exothermic reaction, whereas it has not been observed for bioleaching of waste materials for metal recovery. Recent reports provided an insight into the bioleaching and metal solubilization mechanisms from waste materials, as discussed later in section 3.2.4.

3.2.2.2 Physical contact mechanism: Contact, non-contact, and cooperative leaching

A schematic explanation of the Contact, non-contact, and cooperative leaching is given in Figure 3-2. Microbe-mineral interactions in bioleaching are explained by direct and indirect mechanisms (Watling, 2006). Metals are dissolved from minerals either directly by the metabolism of the cell or indirectly by the metabolic products. Direct mechanisms require close contact to the mineral, where microorganisms obtain electrons directly from the mineral, also termed as contact mechanism. In indirect or non-contact mechanism, the microorganisms are not attached to the surface. Instead they catalyze the oxidation of minerals by producing a leaching agent. In practice, a combination of both contact and non-contact mechanisms are involved, where the attached bacteria and the oxidizing agent in the solution play a role, termed cooperative leaching (Rohwerder et al., 2003). The oxidation of the matrix is based on the activity of acidophilic chemolithotrophic iron-and sulfur-oxidizing microorganisms.

In the contact mechanism, a close contact is required where cells are attached to the mineral surface. It was shown that a significant fraction of the cells grows attached to the mineral using radioactively labeled carbon (^{14}C) *At. ferrooxidans* cells grown on NaHCO_3 (Escobar et al., 1996). The chemotactic behavior of *Leptospirillum ferrooxidans* to metal ions has been demonstrated (Acuna et al., 1992). Moreover, genes involved in chemotaxis were detected in *At. ferrooxidans* and *At. thiooxidans* (Valdés et al., 2008b). Contact bioleaching of the mineral could occur even in the absence of ferric ions. This explains the bioleaching of iron-free sulfides through such a mechanism (Rohwerder et al., 2003).

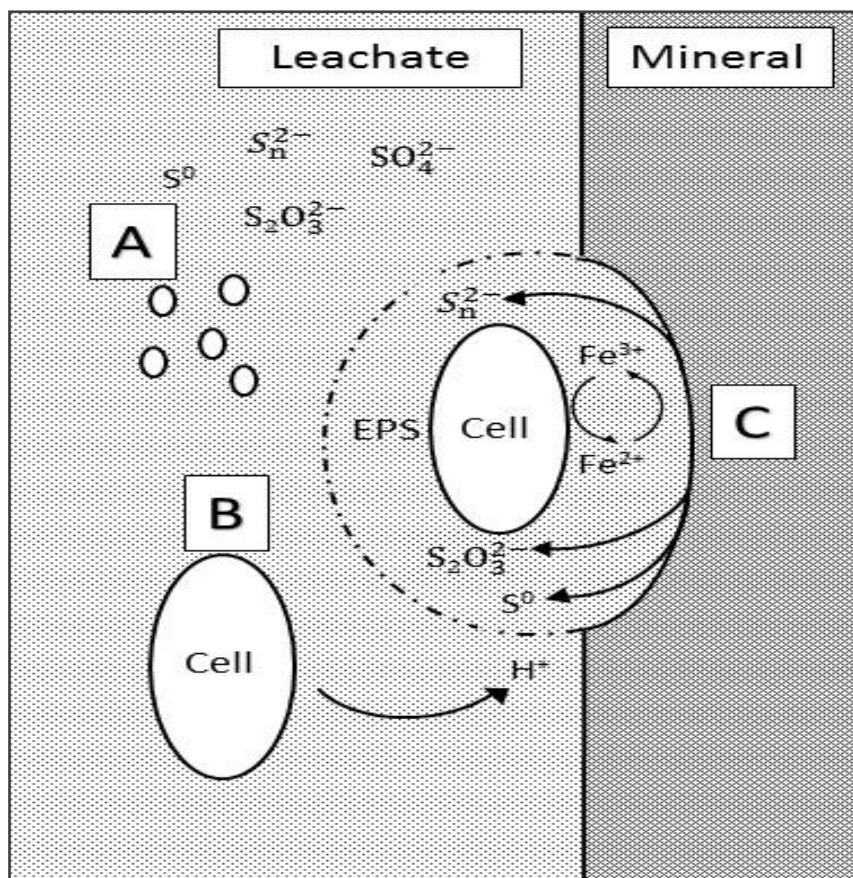


Figure 3-2: Schematic mechanisms of cooperative bioleaching; sulfur oxidation (a), non-contact (B), and contact (c) mechanisms, redrawn from Tributsch (2001) and Brandl (2008).

When minerals are bioleached, microorganisms metabolize lixivants, either through direct electron transfer or indirectly, and create the space in which bioleaching take place. The extracellular polymeric substances (EPS) may serve as the reaction space and many complex bioleaching reactions take place within this EPS layer, rather than in the solution (Sand et al., 2001). The space between the cell wall and the surface is considered as reaction space. Many species typically form biofilms from an EPS layer when they attach to the surface of a mineral

(Ghauri et al., 2007). Bioleaching of metals from WEEE shows a similar pattern, as explained later in 3.2.4.

3.2.3 Metal mobilization mechanisms

A number of metal mobilization mechanisms are defined, namely (i) acidolysis (formation of acids), (ii) complexolysis (excretion of complexing agents), and (iii) redoxolysis (microbially induced or catalyzed oxidation and reduction reactions) (Bosecker, 1997; Brandl, 2008).

3.2.3.1 Acidolysis

In the acidolysis mechanism, the dissolution of metals occurs by biogenic acids (Vera et al., 2013). Microorganisms catalyze the protonic mechanism, in which they excrete protons that weaken the metal ion bond, thus bringing the metal into solution. In most cases, mineral solubilization occurs simultaneously in the presence of the metabolic ligands under acidic conditions (Brandl and Faramarzi, 2006). In bioleaching of metals from waste materials, the prerequisite is that the bonds between metal ions and ligands are stronger than those between metal ions and solid particles. In that case, the metal is successfully leached from the solid particles into the solution. Acidolysis is performed by a number of autotrophic sulfur oxidizers and heterotrophic fungal and bacterial cells. A list of microorganisms that can perform acidolysis are given in Table 3-1.

3.2.3.2 Complexolysis

In the complexolysis mechanism, metal solubilization is induced by a metabolic ligand which increases the metal mobility by complexation and/or chelation. Biogenic complexing agents bind with metals, replacing bonds, leading to detachment of metals into solution. Siderophores, secreted by a number of bacteria and fungi are amongst the strongest soluble iron, (Fe^{3+}) binding agents known (Rawlings, 2005). Fe^{3+} is found mostly insoluble in natural waters. Along with their water soluble Fe^{3+} iron chelating ability, siderophores can also bind other metals (Del Olmo et al., 2003; Neilands, 1995).

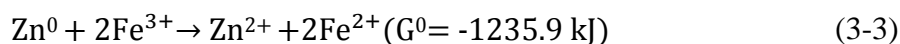
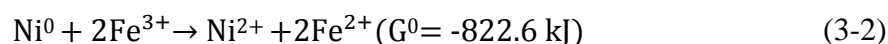
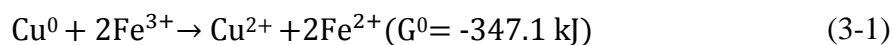
The complexolysis mechanism is largely performed by heterotrophic cyanide-generating microorganisms. Cyanide is the general term for chemicals which contain a cyano group with the chemical formula CN^- that occur naturally or artificially. Humans have trace amounts of thiocyanide (SCN^-) in saliva, urine, and gastric juices (Zammit et al., 2012). CN^- reacts with metals in the waste material as a complexing agent and forms soluble metal-cyanide complexes (Rees and Van Deventer, 1999). In particular, recovery of noble metals from secondary sources

is focused on the utilization of cyanogenic bacteria. Precious metals such as Au, Pt, and Pd are among the most chemically stable elements, and react with only a limited number of chemicals. Safety issues regarding cyanide can be minimized because cyanogenic bacteria autonomously decompose cyanide to nontoxic β -cyanoalanine (Knowles, 1976). Thus, the biological cyanide production process enables the design of a system without need of an additional treatment (Shin et al., 2013). Cyanide-complexed metals can be subsequently recovered using various methods, such as adsorption, electrowinning, or cementation.

3.2.3.3 Redoxolysis

In the redoxolysis mechanism, microorganisms produce catalytic compounds which regulate the oxidation potential of the solution. Leaching efficiency and rate depend on the mineral phase, type of metal and oxidation state (Mishra and Rhee, 2014). Fe^{3+} is one of the most common redoxolysis agents in leaching systems. It is produced by iron oxidizers and is reduced to Fe^{2+} in the bioleaching reaction, re-oxidized by iron oxidizers to Fe^{3+} , making the reaction cyclic (Schippers et al., 1996).

The thermodynamic equilibrium of reactions with Cu, Zn, and Ni can be elucidated on the basis of enthalpy and Gibb's free energy values under normal conditions, given below in equations (3-1), (3-2), and (3-3).



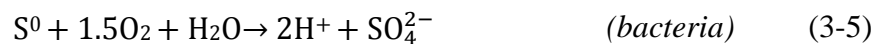
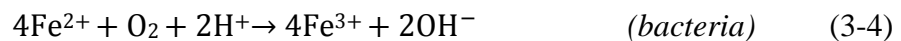
Fe^{3+} act as oxidizing agent, and readily oxidizes metals leading to their dissolution. It has a standard reduction potential of 0.77 V. Redox potential is an essential parameter highly useful to estimate and understand the chemistry and speciation of iron (Yue et al., 2016). In bioleaching environments, an increased redox potential is observed due to the activity of iron-oxidizing microorganisms. Also, many microbial strains have the ability to reduce Fe^{3+} to Fe^{2+} under anaerobic conditions (Rawlings, 2005). The redox chain from Fe^{2+} ions to the final electron acceptor oxygen has been shown for mesophilic acidophilic iron oxidizers (Brasseur et al., 2004).

3.2.4 Bioleaching of metals from electronic waste material

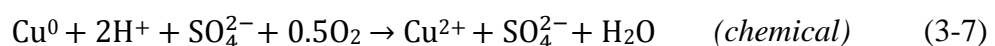
Reported Cu bioleaching efficiencies vary widely from 50% to 100% with leaching periods typically exceeding 5 days and pulp densities of 1-3% (w/v). Several studies have demonstrated improved bioleaching efficiencies in sulfur- and ferrous iron-supplemented media (Ilyas et al., 2010; Liang et al., 2010; Wang et al., 2009). A summary of the recent literature is given in Table 3-2.

From a recycling point of view, the main peculiarity of the electronic waste material is that the metals are found in their zero-valent elemental state, present in complex alloys (Tuncuk et al., 2012). This requires novel strategies to effectively recover metals from waste material. Metal mobilization from waste materials by acidophiles involves an indirect leaching mechanism by biogenic reagents such as H₂SO₄ and Fe³⁺ produced in the first stage. In addition, the importance of bacterial attachment to electronic waste material has been recently demonstrated: *At. ferrooxidans* showed a 25% lower Cu mobilization efficiency from PCB when the contact of bacterial cells and the crushed electronic was intentionally avoided by a selective membrane (Silva et al., 2015).

The mechanism of metal dissolution from electronic waste material has been long debated. It has been speculated that the mechanism of Cu leaching from PCB by *At. ferrooxidans* was similar to that of metal sulfides (Ilyas et al., 2010). It may involve indirect leaching mechanisms by the biogenic sulfuric acid, where the role of the microorganisms is to oxidize elemental sulfur (S⁰) to sulfuric acid (H₂SO₄). Fe²⁺ in the solution plays a role as an electron donor, and is oxidized to Fe³⁺ by iron-oxidising bacteria. Fe³⁺ then plays a role as an oxidizing agent as shown in equation (3-5) catalyzing the leaching reaction. This translates into a combined acidolysis – redoxolysis bioleaching mechanism for metal dissolution from waste materials, as shown below in equations (3-4) and (3-5):



Biogenic Fe³⁺ and H₂SO₄ mobilizes Cu from electronic waste material as shown in, equations (3-6) and (3-7), respectively.



Metal removal efficiency reportedly decreases significantly with increasing pulp density. This has several possible causes. Firstly, the waste material has an alkaline nature, and therefore is acid-consuming (Brandl et al., 2001). This results in a high pH environment, where the acidophiles do not thrive. Secondly, the non-metallic fraction, i.e. epoxy-coated substrate, organic fraction etc., of the material is toxic to the bacteria (Niu and Li, 2007; Zhu et al., 2011). These materials inhibit the growth of microorganisms because of their toxic effects on the bacteria.

The Cu mobilization rate primarily depends on the initial pH, Fe^{2+} concentration and oxidation rate of Fe^{2+} to Fe^{3+} ions generated by iron oxidizers (Xiang et al., 2010). The biogenic Fe^{3+} concentration is correlated with the metal mobilization rate and leaching efficiency (Zhu et al., 2011). This confirms the involvement of the indirect leaching mechanism by sulfuric acid and ferric iron in mobilizing metals. On the other hand, the involvement of contact mechanism, the physical attachment of the bacterial cells to the electronic waste material, is strongly mediated by the ionic strength of the solution. *At. ferrooxidans* cells do not attach randomly to the solid surface, but chemotaxis could be involved in the preferential attachment of bacteria (Rohwerder et al., 2003). The interaction between *At. ferrooxidans* cells and crushed PCB particles is favorable only if the van der Waals attractive force is greater than the electrostatic repulsive force. This greatly depends on the ionic strength of the solution.

In a recent study, the involvement of both contact and non-contact mechanisms was shown, where the final fraction of Cu mobilized was significantly lower (25%) in a system where contact mechanism was avoided: Ground PCB sample of particle size 500 - 1000 μm was placed inside a semi-permeable Molecular Weight Cut Off (MWCO) membrane partition system, to study the effect of the contact leaching mechanism on the final leaching efficiency. The experimental setup is shown in Figure 3-3. The main finding was that the bacterial adhesion is responsible for the higher Cu extraction rate. The results for bacterial adhesion tests were consistent with the Derjaguin–Landau–Verwey–Overbeek theory (Silva et al., 2015) which explains the aggregation of aqueous dispersions and describes the force between charged surfaces interacting through a liquid medium. It combines the effects of the Van der Waals attraction and the electrostatic repulsion due to the so-called double layer of counter-ions.

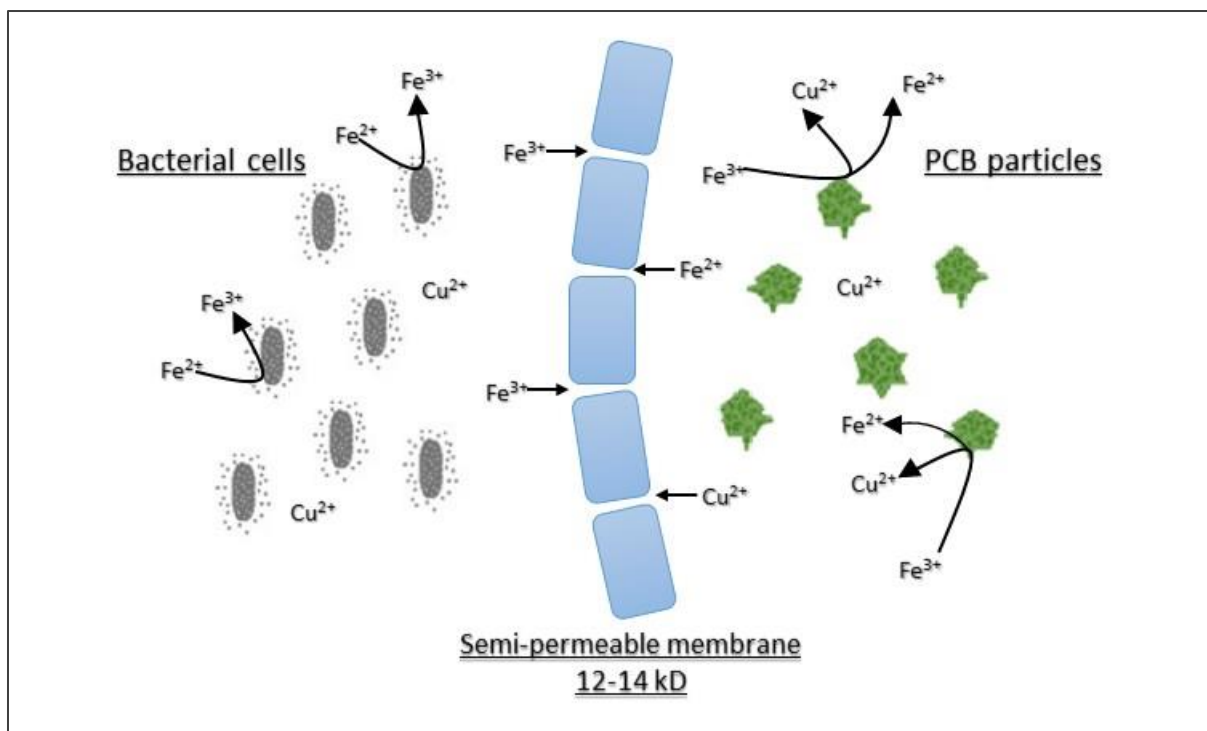


Figure 3-3: Bacterial adhesion model by *Acidithiobacillus ferrooxidans* on crushed PCB in bioleaching (Redrawn from Silva et al., 2015).

The researchers showed that 24% of the total cells (4.3×10^7 per gram PCB) were attached on PCB in the initial 60 min. Bacterial attachment evidently plays a crucial role in Cu extraction efficiency from PCB. Furthermore, a decrease in the oxidation-reduction potential (ORP) was observed when bacterial contact was avoided. The higher ORP value of contact conditions over non-contact conditions suggests that the oxidation of Fe^{2+} by the bacteria that are attached on the material occurs (Silva et al., 2015). This means a combined contact and non-contact mechanism leaching mechanism.

3.2.5 Microorganisms

Bioleaching of metals is performed by a diverse group of microorganisms. Native bacteria in natural ores and metal-rich environments grow on the surface of the metal bearing minerals (Ghauri et al., 2007). A variety of lithotrophic and organotrophic microorganisms mediate the leaching processes (Bharadwaj and Ting, 2011). Mainly, three groups of microorganisms are classified in bioleaching, namely (1) chemolithotrophic prokaryotes, including bacteria and archaea, (2) heterotrophic bacteria and (3) heterotrophic fungi are classified (Johnson and Du Plessis, 2015). The majority of the identified acidophiles belongs to the mesophilic and moderately thermophilic bacteria. Many acidophilic bioleaching archaea are thermophilic. Although thermophiles are reported to improve the reaction rates and extent of metal extraction

due to elevated temperatures (Olson et al., 2003), most commercial applications are reported to be operated at mesophilic temperatures, i.e. below 40°C (Ilyas and Lee, 2015).

Sulfur oxidizers, e.g. *Acidithiobacillus thiooxidans*, generate sulfuric acid (acidolysis) which result in leaching of metals. Iron oxidizers, e.g. *Leptospirillum ferrooxidans* are involved in the production of biogenic ferric iron (redoxolysis) which is a powerful oxidizer bringing the metals to their ionic form in solution. Several soil bacteria and fungi excrete complexing compounds, e.g. cyanide and form chelates (complexolysis). The major microorganisms that are found in bioleaching environments belong to the genera *Acidimicrobium*, *Acidisphaera*, *Acidithiobacillus*, *Acidobacterium*, *Acidocella*, *Acidiphilium*, *Alicyclobacillus*, *Ferrimicrobium*, *Frateuria*, *Leptospirillum*, *Sulfobacillus*, and *Thiomonas*. A list of microorganisms involved in bioleaching is given in Table 3-1.

Acidophiles are able to readily adapt to extreme conditions (Hedrich et al., 2011) which is also observable in their vast genetic variation among many strains (Kimura et al., 2011). The full genome of several strains of bioleaching organisms such as *At. ferrooxidans* (Valdés et al., 2008a), *Metallosphaera sedula* (Auernik et al., 2008) and cyanide-producing *Pseudomonas putida* (Canovas et al., 2003) were sequenced, which gave an insight into the genes enabling bioleaching mechanisms, heavy metal resistance and cell-metal interactions. Moreover, gene modification of well-studied organism *Chromobacterium violaceum* has been experimented in order to enhance the microbes ability to produce metal complexing metabolites (Natarajan et al., 2015b).

3.2.5.1 Chemolithoautotrophs

Certain groups of prokaryotes obtain their energy from the oxidation of reduced inorganic compounds, and are called chemolithotrophs. The majority of acidophilic bioleaching organisms are autotrophs that use inorganic carbon (CO₂) as carbon source (Donati and Sand, 2007). They derive energy from the oxidation of inorganic compounds such as Fe²⁺ or reduced sulfur compounds, such as elemental sulfur (S⁰) and metal sulfides (MeS). Some species also derive energy from the oxidation of hydrogen gas under aerobic and anaerobic conditions (Hedrich and Johnson, 2013). Bacterial leaching is carried out in an acidic environment at low pH ranging between 0.5 and 4.0 when most metal ions remain in solution. Most chemolithoautotrophs have high tolerance for heavy metals (Orell et al., 2010). *Acidithiobacillus ferrooxidans*, *Acidithiobacillus thiooxidans* and *Leptospirillum ferrooxidans* are the most extensively studied mesophilic microbes in bioleaching communities. There is an

increasing interest in thermophilic chemolithoautotrophic bioleaching with involvement of microorganisms such as *Acidianus brierleyi*, *Sulfobacillus thermosulfidooxidans* and *Metallosphaera sedula* (Du Plessis et al., 2007). These acidophiles grow on iron- and sulfur-containing mining ores such as pyrite (FeS_2), pentlandite ($\text{Fe,Ni}_9\text{S}_8$) and chalcopyrite (CuFeS_2) at temperatures in the range of 45-75°C.

3.2.5.1.1 Genus *Acidithiobacillus*

The genus *Acidithiobacillus* belongs to γ -proteobacteria and is considered as one of the most important groups of microorganisms in biomining. These bacteria are obligate acidophilic, gram-negative rods sized in average $0.4 \times 2.0 \mu\text{m}$ (Figure 3-4), motile by one or more flagella, using iron and sulfur for autotrophic growth. They exhibit very high genetic variation (Kimura et al., 2011). Formerly known as *Thiobacillus*, many species including *Thiobacillus thiooxidans*, and *Thiobacillus caldus*, as well as *Thiobacillus ferrooxidans* were reassigned to the genus *Acidithiobacillus* on the basis of physiological characters and 16S rRNA gene sequence comparisons (Kelly and Wood, 2000). *Acidithiobacillus* and especially the bacterium *Acidithiobacillus ferrooxidans* is a major microbe in bioleaching communities (Johnson and Hallberg, 2003). They are found in complex consortia with other acidophiles and seldom with heterotrophs. The genus *Acidithiobacillus* typically dominates bioleaching consortia in which water-soluble iron and sulfur species are abundant.

The members of this genus use atmospheric sources for both their carbon and nitrogen uptakes. These species play an important role in the biogeochemical cycling of metals in the environment, being involved in solubilizing of minerals and also immobilizing of metal cations (Gadd, 2010). Specifically, they are essential in mobilization of metals and minerals through biochemical reactions, e.g. bioleaching of natural oxide and sulfidic ores, discharge of acid mine drainages, bioweathering of minerals, formation of catenities etc. As with many other chemolithotrophs, their ability to oxidize Fe^{2+} , and less commonly S^0 , is the key characteristic of the species of the genus *Acidithiobacillus*. Research work on autotrophic mesophilic bioleaching of metals from waste materials, more specifically discarded PCB, has been focused on the species of the genus *Acidithiobacillus*, especially *At. ferrooxidans*, and *At. thiooxidans* (Hong and Valix, 2014; Wang et al., 2009).

Table 3-1: Microorganisms involved in bioleaching.

Microorganism	Leaching mechanism	Temperature optimum	pH optimum	References
Archaea				
<i>Acidianus brierleyi</i>	Acidolysis (H ₂ SO ₄), redoxolysis (Fe ³⁺)	Thermophilic (70°C)	1.5 - 2	Brierley and Brierley, 1986; Nemati and Harrison, 2000
<i>Ferroplasma acidarmanus</i>	Acidolysis (H ₂ SO ₄), redoxolysis (Fe ³⁺)	Moderately thermophilic (42°C)	0.5 - 1.2	Edwards et al., 2000
<i>Ferroplasma cupricumulans</i>	Redoxolysis (Fe ³⁺)	Moderate thermophilic (54-63°C)	1.0 - 1.2	Hawkes et al., 2006
<i>Ferroplasma acidiphilum</i>	Redoxolysis (Fe ³⁺)	Mesophilic (15-45°C)	1.3 - 2.2	Golyshina et al., 2000
<i>Metallosphaera hakonensis</i>	Acidolysis (H ₂ SO ₄)	Thermophilic (55-80°C)	1.0 - 4	Plumb et al., 2008
<i>Metallosphaera sedula</i>	Acidolysis (H ₂ SO ₄)	Thermophilic (75°C)	1.0 - 4.5	Huber et al., 1989
<i>Metallosphaera sedula</i>	Acidolysis (H ₂ SO ₄), redoxolysis (Fe ³⁺)	Thermophilic (75°C)	1.0 - 4.5	Auernik et al., 2008
<i>Metallosphaera yellowstonensis</i>	Acidolysis (H ₂ SO ₄), redoxolysis (Fe ³⁺)	Thermophilic (65°C)	2.5 - 3.5	Kozubal et al., 2011

Table 3-1 continued.

Microorganism	Leaching mechanism	Temperature optimum	pH optimum	References
<i>Sulfolobus acidocaldarius</i>	Acidolysis (H ₂ SO ₄), redoxolysis (Fe ³⁺)	Extreme thermophilic (55-85°C)	2.0 - 3.0	Plumb et al., 2002
<i>Sulfolobus metallicus</i>	Acidolysis (H ₂ SO ₄), redoxolysis (Fe ³⁺)	Thermophilic (50-75°C)	2.0 - 3.0	Brandl et al., 2008; Kaksonen et al., 2014
<i>Sulfolobus yangmingensis</i>	Acidolysis (H ₂ SO ₄)	Extreme thermophilic (80°C)	4.0	Jan et al., 1999
<i>Thermoplasma acidophilum</i>	Acidolysis (H ₂ SO ₄), redoxolysis (Fe ³⁺)	Moderately thermophilic (55-60°C)	1.0 - 2.0	Darland et al., 1970; Ilyas et al., 2010

Bacteria

<i>Acidimicrobium ferrooxidans</i>	Redoxolysis (Fe ³⁺)	Moderately thermophilic (45-50°C)	2.0	Clark and Norris, 1996
<i>Acidithiobacillus caldus</i>	Acidolysis (H ₂ SO ₄)	Moderately thermophilic (42-45°C)	2.0 - 2.5	Zhou et al., 2007
<i>Acidithiobacillus ferrooxidans</i>	Acidolysis (H ₂ SO ₄), redoxolysis (Fe ³⁺)	Mesophilic (28-35°C)	2.5	Silverman and Lundgren, 1959; Kelly and Wood, 2000
<i>Acidithiobacillus thiooxidans</i>	Acidolysis (H ₂ SO ₄)	Mesophilic (28-30°C)	1.0 - 3.0	Waksman and Joffe, 1922; Bosecker, 1997
<i>Ferrimicrobium acidiphilum</i>	Redoxolysis (Fe ³⁺)	Mesophilic (35°C)	1.4 - 2.0	Johnson et al., 2009

Table 3-1 continued.

Microorganism	Leaching mechanism	Temperature optimum	pH optimum	References
<i>Ferrithrix thermotolerans</i>	Redoxolysis (Fe ³⁺)	Moderately thermophilic (43-50°C)	1.6 - 1.8	Johnson et al., 2009
<i>Ferrovum myxofaciens</i>	Redoxolysis (Fe ³⁺)	Mesophilic (20-30°C)	1.0 - 2.0	Fabisch et al., 2013
<i>Leptospirillum ferriphilum</i>	Redoxolysis (Fe ³⁺)	Moderately thermophilic (42°C)	1.2 - 1.6	Spolaore et al., 2011
<i>Leptospirillum ferrooxidans</i>	Redoxolysis (Fe ³⁺)	Mesophilic (28-35°C)	1.8	Sand et al., 1992
<i>Leptothrix discophora</i>	Redoxolysis (Fe ³⁺)	Mesophilic (15-40°C)	5.8 - 7.8	Corstjens et al., 1992
<i>Chromobacterium violaceum</i>	Complexolysis (CN ⁻)	Mesophilic (25-37°C)	7.0 - 7.5	Campbell et al., 2001
<i>Pseudomonas aeruginosa</i>	Complexolysis (CN ⁻)	Mesophilic (25-35°C)	7.0 - 7.8	Castric, 1977
<i>Pseudomonas fluorescens</i>	Complexolysis (CN ⁻)	Mesophilic (25-35°C)	7.0 - 7.8	Blumer and Haas, 2000
<i>Pseudomonas putida</i>	Acidolysis (citrate), complexolysis (CN ⁻)	Mesophilic (25-35°C)	7.0 - 8.2	Brandl and Faramarzi, 2006

Table 3-1 continued.

Microorganism	Leaching mechanism	Temperature optimum	pH optimum	References
<i>Sulfobacillus sibiricus</i>	Acidolysis (H ₂ SO ₄), redoxolysis (Fe ³⁺)	Moderately thermophilic (45-55°C)	1.7 - 2.0	Melamud et al., 2003
<i>Sulfobacillus thermosulfioxidans</i>	Acidolysis (H ₂ SO ₄), redoxolysis (Fe ³⁺)	Moderately thermophilic (40-60°C)	1.7 - 2.0	Golovacheva and Karavaiko, 1978

Fungi

<i>Aspergillus awamori</i>	Acidolysis (citrate), complexolysis (oxalate)	Mesophilic (28°C)	6.8 - 7.2	Mapelli et al., 2012
<i>Aspergillus flavus</i>	Acidolysis (organic acids)	Mesophilic (30°C)	6.5	Mishra et al., 2009
<i>Aspergillus fumigatus</i>	Acidolysis (citrate), complexolysis (oxalate)	Mesophilic (30°C)	6.6 - 7.2	Brandl, 2008
<i>Aspergillus niger</i>	Acidolysis (citrate, oxalate), complexolysis (CN ⁻)	Mesophilic (30°C)	6.4 - 7.3	Xu and Ting, 2009
<i>Cladosporium oxysporum</i>	Acidolysis (organic acids)	Mesophilic (30°C)	6.5	Mishra et al., 2009
<i>Penicillium chrysogenum</i>	Acidolysis (organic acids)	Mesophilic (30°C)	6.7	Deng et al., 2013
<i>Penicillium simplicissimum</i>	Acidolysis (citrate, oxalate)	Mesophilic (30°C)	6.0 - 7.0	Brandl et al., 2001

At. ferrooxidans is one of the few microorganisms known to gain energy by the oxidation of Fe^{2+} in acidic environments, generating reverse electron flow from Fe^{2+} to Nicotinamide adenine dinucleotide (NADH) (H. Yin et al., 2014). Its importance in industrial applications led to complete sequencing of the genome (Valdés et al., 2008a). The iron and sulfur oxidation mechanisms, nutrient uptake, heavy metal resistance mechanisms, biofilm formation, quorum sensing, inorganic ion uptake of this microorganism are explained in detail by Valdés et al. (2008a). *At. thiooxidans* is a mesophilic obligate aerobe that couples the oxidation of elemental sulfur and a variety of reduced sulfur compounds to sulfate, coupled with production of protons. It is one of the first acidophilic microorganism that was isolated in 1922 by Waksman and Joffe (Bosecker, 1997) capable of growing at pH 0.5.

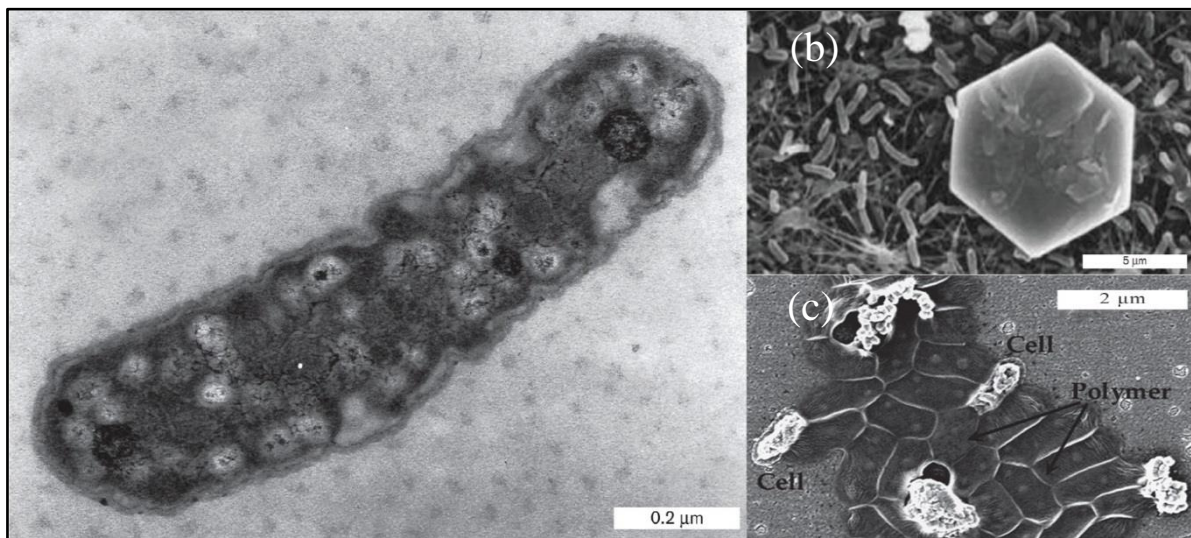


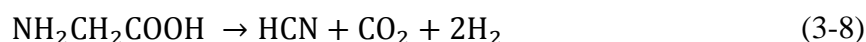
Figure 3-4: Transmission electron microscopy (TEM) micrographs of single cell *Acidithiobacillus ferrooxidans* (a), bioleaching of copper and iron from molybdenite (MoS_2) ore (b) and attached to pyrite surface surrounded by polymer (c) (Sources: Murr et al., 2014; Romato et al., 2001; Edwards et al., 2001).

3.2.5.2 Heterotrophs

Members of the acid- and complexant-producing bacterial genera *Bacillus*, *Pseudomonas*, *Chromobacterium* as well as fungal genera *Aspergillus*, *Penicillium* are extensively studied in bioleaching. Compared to acidophiles, heterotrophs tolerate a wider pH range and are employed for treating moderately alkaline wastes (Natarajan et al., 2015a). Research work on heterotrophic bioleaching of metals from waste materials has been focused on the cyanide- and organic acid-generating microorganisms. Heterotrophic bacteria and fungi are involved in bioleaching with microbial production of organic acids (Bosecker, 1997). Organic acids play a role as bioleaching agents (Brandl, 2008). Also, other metabolites could play a role as leaching

agents for extraction of metals from waste material. In most cases of heterotrophic bioleaching, organic acids directly solubilize metals (Gadd, 2000).

Cyanide is a secondary metabolite formed by oxidative decarboxylation of glycine, as shown in Equation (3-8). It is typically formed only during the early stationary phase, and in certain growth media. Cyanide has an ecological role e.g. suppressing diseases on plant roots (Bakker et al., 2007). Induction of genes (*hcn*) that are involved in cyanide production is initiated under oxygen limitation conditions; however some species are known to produce reasonable amounts of cyanide under normal conditions (Blumer and Haas, 2000).



Biological production of cyanide by bacteria depends on a number of fundamental parameters such as precursor concentration (i.e. glycine), initial pH, operating temperature, presence of waste material/ore, and oxygen concentration (Fairbrother et al., 2009; Shin et al., 2013). Among the above-listed parameters, especially precursor concentration and pH have a narrow optimum range. Glycine is essential for biogenic cyanide production however, high concentrations of glycine is reported to be inhibitory for growth (Castric, 1977). CN^- is chemically stable at high pH, and gold cyanidation is most efficient in the range of 10.5-11.0. However a pH higher than 9.5 is inhibitory for cell growth for most cyanogenic bacteria (Liang et al., 2014). A few studies investigated the adaptation of cyanogenic bacteria to pH values above 9.5 so as to promote the leaching efficiency (Natarajan and Ting, 2014; Ting and Pham, 2009). *Chromobacterium violaceum*, which is the most widely studied cyanogenic heterotroph despite several strains being opportunistic pathogens, can adapt to pH values up to 9.5. Adapted cells enabled increased bioleaching efficiency due to increased chemical stability of CN^- under alkaline conditions.

3.2.5.2.1 Genus *Pseudomonas*

The genus *Pseudomonas* encompasses some of the most well-studied and versatile heterotrophs in biotechnology in a wide field of applications. A number of strains such as *P. aeruginosa*, *P. fluorescens*, *P. putida*, are commonly utilized in bioleaching of metals. They are ubiquitous microbes, typically found in soil biota, and significant in bioleaching due to their various metabolites. Cyanide is optimally excreted during growth limitation and may provide the microbe, which is usually cyanide-tolerant, a selective advantage (Kaksonen et al., 2014). Cyanide mechanisms may occur in rhizosphere soils with rich top-layer in organic matter,

where a potential symbiotic relationship between the plants cyanide excreting microorganisms is speculated (Ubalua, 2010).

The exact mechanism of the biological Au solubilization is not yet explained. It is shown to be a complexolysis reaction between Au and catalytic cyanide (Fairbrother et al., 2009). Au recovery by *Pseudomonas* has been experimented by many researchers on primary ores (Shin et al., 2013) and crushed WEEE (Pradhan and Kumar, 2012). Several strategies including sequential nutrient addition (Brandl et al., 2008), genetic modification (Natarajan et al., 2015b), and medium modification (Natarajan and Ting, 2015a) are developed to increase the cyanide production of the microorganisms.

3.2.5.2.2 Fungi

Fungal bioleaching occurs through acidolysis and redoxolysis mechanisms, via metabolic citric acid, oxalic acid, and gluconic acid (Deng et al., 2013). These acids induce the leaching of metals from ores and waste materials by regulating redox potential and acidity (Gadd, 2010; Ubaldini et al., 1998). In contrast to acidophilic bacterial leaching, fungal bioleaching takes place at a relatively higher pH (Xu and Ting, 2004). *Aspergillus niger* and *Penicillium simplicissimum* are among the most commonly used microbes in bioleaching of metals from waste material (Lee and Pandey, 2012). In the presence of WEEE, they are able to adapt to high pulp densities up to 10% (w/v) in about 5 - 6 weeks (Brandl et al., 2001).

3.2.6 Bioreactors

Bioprocessing of metals from natural primary ores has developed into a successful technique with a number of full scale reactors currently being operated (Brierley and Brierley, 2013). Currently, an increasing amount of the global Cu production, around 20%, is carried out by bioleaching plants (Schlesinger et al., 2011). Moreover, biooxidation of refractory concentrates, mostly of Au ores, are well-established full-scale processes which take place in tank reactors settings (Acevedo, 2000). However, for the secondary materials, such as WEEE, it is still at its infancy. Recent studies focused on increasing the waste load rate in reactors, and remediation of the toxic effect of electronic waste on the bacteria.

Ilyas et al. (2007) investigated column bioleaching of metals from electronic waste by moderately thermophilic acidophilic bacterial strains of chemolithotrophic and heterotrophic consortia. The authors reported a final leaching efficiency of 64%, 86%, 74%, and 80%, for, Al, Cu, Ni, and Zn, respectively, after a pre-leaching period of 27 days followed by a

bioleaching period of 280 days. Follow up studies from the research group on a continuous stirred reactor (CSTR) bioleaching setup with moderately thermophilic adapted cultures of *Sulfobacillus thermosulfidooxidans* resulted in 91%, 95%, 94%, and 96% efficiency for Al, Cu, Ni, and Zn, respectively, at a pulp density of 10% (w/v). The stirred reactor was supplemented with enriched air of 25% O₂ + 0.03% CO₂, with 2.5% (w/v) biogenic S⁰ and maintained at 45°C. An interesting finding was the faster oxidation rate of biogenic sulfur over technical sulfur, which can be attributed to the higher bioavailability and hydrophobicity of biogenic sulfur (Ilyas and Lee, 2014c).

Mäkinen et al. (2015) studied the bioleaching of PCB froth in a CSTR, applying a pretreatment technique to separate the hydrophilic and hydrophobic fraction of crushed boards. The bioleaching medium consisted of 10 g/L S⁰ and 4.5 g/L Fe²⁺, along with various trace elements operated in a 3-L CSTR in three-step batch mode. A pre-cultivation method was followed so as to favor the dominance of sulfur-oxidizers over iron oxidizers in the bioleaching community. The pre-cultivation produced a bioleaching solution with pH 1.1, Fe³⁺ concentration of 7.4 g/L (Fe²⁺ concentration was 0.4 g/L) and redox potential of +655 mV. When 50 g/L of PCB froth was added, the pH rose instantly, but was maintained at 1.6 with total sulfuric acid (95% v/v H₂SO₄) addition of 250 mL/kg of PCB froth. Simultaneously, the redox potential dropped to +290 mV and the Fe²⁺ concentration increased to 6.8 g/L. During the next 4 d of bioleaching, there was a steady increase in redox potential and decrease in Fe²⁺ concentration, illustrating that some iron oxidation was occurring. With these parameters, Cu solubilization of 99% was reached in 3 d, with Cu and Fe being the only major metallic species in solution, yielding a maximal Cu concentration of 6.8 g/L (Mäkinen et al., 2015).

Chen et al. (2015) investigated column bioleaching of Cu from PCB by *Acidithiobacillus ferrooxidans*. After column bioleaching for 28 d, the Cu recovery reached at 94.8% from the starting materials contained 24.8% Cu. The study indicated that the Cu dissolution rate is influenced by external diffusion rather than internal rate. As the iron hydrolysis and formation of jarosite precipitates occur at the surface of the material, bioleaching efficiency decreases. The formation of jarosite precipitates can be prevented by adding dilute sulfuric acid and maintaining an acidic condition of the leaching medium. This enables the coupled cyclic Fe²⁺–Fe³⁺ and create optimal conditions for Cu bioleaching.

Nie et al. (2015a) bioleached 96% of the Cu from discarded PCB extracted from metal concentrates by an *At. ferrooxidans*-dominated mixed culture in 7 d in a combined CSTR

reactor. At an initial Fe^{2+} concentration of 12 g/L, 0.2307 g L/h Fe^{2+} ion oxidation rate was measured with the acidophilic bacteria culture. Protons produced by the ionization of sulfuric acid (acidolysis) and the hydrolysis of Fe^{3+} played only a slight role in the extraction of Cu. Dialysis bag experiments show 81.4% of Cu was leached out by bioleaching without dialysis bag compared with 47.9% in the encapsulated bioleaching system. Both contact and non-contact mechanisms led to the dissolution of Cu from discarded PCB.

Despite its many advantages, bioleaching of waste material for metal recovery has a number of constraints. Bioleaching processes are limited by several factors such as lengthy leaching periods up to 15 d as well as toxic effect of the waste material on the microorganisms. In this direction, there is vast potential for process optimization, particularly with the optimization of the biological reactions. Recent studies showed that the metal leaching efficiency of 99% could be achieved with improved kinetics (3 d) at relatively high pulp densities of 10% (*w/v*). Bacteria are able to tolerate conditions previously considered to be highly toxic after an adaptation period in bioreactors. Further improvement of bacterial adaptation will allow development of novel biotechnology processes in the context of bioprocessing of electronic waste for metals recovery.

3.3 Biorecovery of metals

Many well-practiced conventional techniques such as solvent extraction, cementation, ion exchange, precipitation, adsorption, and electrowinning, enable selective recovery of metals from leachate solutions. They are used to selective recovery of As, Cd, Se, Cu, Fe, Ni, Zn, Cr, Pb from wastewaters (Fu and Wang, 2011), industrial wastewater (González-Muñoz et al., 2006) and solid wastes (Cui and Zhang, 2008; Tuncuk et al., 2012). There is also an increasing interest on biosorbents for precious metal recovery from aqueous solutions (Das, 2010). The selection of an appropriate technique for metal recovery depends on process parameters, such as metal concentration in leachate liquor and metal-selective behavior of the selected technique. At industrial scale, many recovery processes are a combination of the above-mentioned conventional techniques (Schlesinger et al., 2011). Several biological processes, such as biosorption, bioreduction, biomineralization, bioprecipitation could be alternative metal recovery methods (Hennebel et al., 2015).

Table 3-2: Bioleaching of metals from PCB via various mechanisms in batch reactors.

Microorganism(s)	Leaching mechanism	Temp. (°C)	pH	Pulp density (w/v)	Leached metals (percentage, mg/g PCB)	References
<i>Acidithiobacillus thiooxidans</i>	Acidolysis (H ₂ SO ₄)	30°C	0.5	1%	Cu 98% (832 mg/g)	Hong and Valix, 2014
<i>Aspergillus niger</i> , <i>Penicillium simplicissimum</i>	Acidolysis (organic acids)	30°C	3.5	1%	Cu 65% (52 mg/g), Al 95% (225 mg/g), Ni 95% (14 mg/g), Zn 95% (25 mg/g)	Brandl et al., 2001
<i>Chromobacterium violaceum</i> (metabolically engineered)	Complexolysis (CN ⁻)	30°C	Neutral	0.5%	Au 31% (0.04 mg/g)	Tay et al., 2013
<i>Sulfobacillus thermosulfidooxidans</i> , <i>acidophilic isolate</i>	Acidolysis (H ₂ SO ₄), redoxolysis (Fe ³⁺)	45°C	1.2 - 2.0	1%	Cu 89% (76 mg/g), Ni 81% (16.2 mg/g), Zn 83% (66.4 mg/g)	Ilyas et al., 2007
<i>Acidithiobacillus sp.</i> , <i>Gallionella sp.</i> , <i>Leptospirillum sp.</i>	Redoxolysis (Fe ³⁺)	30°C	1.5 - 2.5	2%	Cu 95% (219 mg/g)	Xiang et al., 2010

Table 3-2 continued.

Microorganism(s)	Leaching mechanism	Temp. (°C)	pH	Pulp density (w/v)	Leached metals (percentage, mg/g PCB)	References
<i>Chromobacterium violaceum</i> , <i>Pseudomonas fluorescens</i> , <i>Pseudomonas plecoglossicida</i>	Complexolysis (CN ⁻)	30°C	7.2 - 9.2	various	Au 69% (not specified)	Brandl et al., 2008
<i>Acidophilic consortium</i> (genera <i>Acidithiobacillus</i> and <i>Gallionella</i>)	Redoxolysis (Fe ³⁺)	30°C	2.0	1.2%	Cu 97% (626 mg/g), Al 88% (34 mg/g), Zn 92% (28 mg/g)	Zhu et al., 2011
<i>At. ferrooxidans</i> , <i>At. thiooxidans</i>	Redoxolysis (Fe ³⁺)	28°C	1.8 - 2.5	0.8 - 1.9%	Cu 99% (90 mg/g)	Wang et al., 2009
<i>At. ferrooxidans</i> , <i>Leptospirillum ferrooxidans</i> , <i>At. thiooxidans</i>	Acidolysis (H ₂ SO ₄), redoxolysis (Fe ³⁺)	25°C	1.7	1%	Cu 95% (106 mg/g)	Bas et al., 2013
<i>At. ferrooxidans</i> , <i>At. thiooxidans</i>	Acidolysis (H ₂ SO ₄), redoxolysis (Fe ³⁺)	28°C	1.5 - 3.5	3% (increased gradually)	Cu (94%), Ni (89%), Zn (90%)	Liang et al., 2010

Table 3-2 continued.

Microorganism(s)	Leaching mechanism	Temp. (°C)	pH	Pulp density (w/v)	Leached metals (percentage, mg/g PCB)	References
<i>Chromobacterium violaceum</i> , <i>Pseudomonas aeruginosa</i>	Complexolysis (CN ⁻)	30°C	9.2	1%	Cu 83% (105 mg/g), Zn 49% (27 mg/g), Au 73% (0.01 mg/g), Ag 8% (0.03 mg/g)	Pradhan and Kumar, 2012
<i>Pseudomonas chlororaphis</i>	Complexolysis (CN ⁻)	25°C	7.0	1.6%	Au (8%), Ag (12%), Cu (52%)	Ruan et al., 2014
<i>At. ferrooxidans</i> , <i>At. thiooxidans</i> , <i>Th. denitrificans</i> , <i>Th. thioparus</i> , <i>B. subtilis</i> , <i>B. cereus</i>	Acidolysis (H ₂ SO ₄), redoxolysis (Fe ³⁺), complexolysis (surfactants)	22 - 37°C	5.0 - 7.0	1%	Cu 53% (22 mg/g), Ni 48.5% (6.4 mg/g), Zn 48% (6 mg/g)	Karwowska et al., 2014
<i>At. caldus</i> , <i>Leptospirillum ferriphilum</i> , <i>Sulfobacillus benefaciens</i> , <i>Ferroplasma acidiphilum</i>	Acidolysis (H ₂ SO ₄), redoxolysis (Fe ³⁺)	37°C	1.7	1%	Cu 99% (29 mg/g)	Bryan et al., 2015

Table 3-2 continued.

Microorganism(s)	Leaching mechanism	Temp. (°C)	pH	Pulp density (w/v)	Leached metals (percentage, mg/g PCB)	References
<i>At. ferrivorans</i> , <i>At. thiooxidans</i>	Acidolysis (H ₂ SO ₄), redoxolysis (Fe ³⁺)	23°C	1.0 - 2.0	1%	Cu 98% (164 mg/g)	Işıldar et al., 2016
<i>Sulfobacillus thermosulfidooxidans</i> , <i>Thermoplasma acidophilum</i>	Acidolysis (H ₂ SO ₄), redoxolysis (Fe ³⁺)	45°C	1.5 - 2.7	n/a (10 kg)	Cu 86% (76 mg/g), Zn 80% (71 mg/g), Ni 74% (15 mg/g), Al 64% (6.5 mg/g)	Ilyas et al., 2010
<i>At. ferrooxidans</i> , <i>At. thiooxidans</i>	Acidolysis (H ₂ SO ₄), redoxolysis (Fe ³⁺)	28°C	1.1 - 1.6	1%	Cu 99% (151 mg/g)	Mäkinen et al., 2015
<i>S. thermosulfidooxidans</i>	Acidolysis (H ₂ SO ₄), redoxolysis (Fe ³⁺)	45°C	2.0	1.5 - 3.5%	Cu 95% (105 mg/g), Al 91% (19 mg/g), Zn 96% (18 mg/g), Ni 94% (18 mg/g)	Ilyas and Lee, 2014b
<i>At. ferrooxidans</i>	Redoxolysis (Fe ³⁺)	30°C	2.0	0.4 - 1.6%	Cu 92 (582 mg/g), Zn , 90% (37 mg/g) Al , and 59% (41 mg/g)	Nie et al., 2015

Currently, research on selective recovery of metals from electronic waste leachate liquors is limited. Compared to primary ores, electronic waste materials are very concentrated in metals and complex owing to prevalence of a large number of metals (Ongondo et al., 2015). Usage of biomass-based techniques for the recovery of metals is an emerging field with vast potential. Biorecovery of metals from leachate solution is shown to be effective, in particular with relatively low metal concentrations (Gadd, 2010). Biorecovery of metals from electronic waste could provide a viable, environmentally friendly options.

Several mechanisms of cation uptake by the cells are proposed, such as (i) binding on cell surfaces, (ii) resistance/detoxification mechanisms, (iii) bioaccumulation within the cell wall, (iv) active translocation inside the cell through metal binding proteins, as well as mineralization actions such as (v) interaction with extracellular polymers, or (vi) volatilization through enzymes (Andrès and Gérente, 2011; Das, 2010). In this section, biosorption, bioreduction, biomineralization and bioprecipitation from aqueous solutions are given.

3.3.1 Biosorption

Biosorption is a feature of microbial biomass to bind and concentrate metals from aqueous solutions. All prokaryotic cells, e.g. bacteria; and eukaryotic cells of the phyla algae, fungi, and yeasts bind metals (Das, 2010). It is typically carried out by inactive biomass. Common biosorbents include various compounds with relatively high surface amine functional group content. This is generally due to the ability of the positively charged amine groups to attract metal ions (Mack et al., 2007). Recently, Tanaka and Watanabe (2015) showed that Pt absorbed on bacterial cells has a fourfold coordination of chlorine ions, similar to PtCl_4^{2-} , which indicated that sorption occurs on the protonated amine groups of the bacterial cells.

The biosorption rate is related to the structure of the microbial cell wall, the cation chemistry, the medium conditions, nature of functional groups and surface area (Andrès and Gérente, 2011; Ilyas and Lee, 2014a). On a cellular scale, biosorption takes place at the cell wall or by various metabolites, e.g. metal-binding peptides, polysaccharides, extracellular polymeric substances (EPS) (Gadd, 2010). The mode of solute uptake by inactive cells is extracellular, where the chemical functional groups of the cell wall play vital roles in biosorption (Ilyas and Lee, 2014a). Several functional groups are present on the cell wall including carboxyl, phosphoryl, amine and hydroxyl groups (Wang and Chen, 2009). Carboxylic groups of the cell wall peptidoglycan of the Actinobacteria *Streptomyces pilosus* are responsible for the binding of divalent metal ions (Tunca et al., 2007).

Algae, fungi, yeasts, and bacteria play a role as biosorbent for precious metals (Mack et al., 2007). An overview of sorption of precious metals is given below in Table 3-3. Active cells of the green alga *Chlorella vulgaris* has a high efficiency in removing Au from solution (Ting and Mittal, 2002). The brown alga *Sargassum natans* is highly selective towards Au (Das, 2010). Inactivated cells of the related species *Fucus vesiculosus* can recover elemental Au as nanoparticles (Mata et al., 2009). The fungal cells of *Aspergillus niger*, *Mucor rouxii* and *Rhizopus arrihus* were found to take up gold along with other precious metals (Syed, 2012). Two strains of a fungus, *Cladosporium cladosporioides* showed preferential sorption of Au (Pethkar et al., 2001). Among the gram-negative bacteria, *Acinetobacter calcoaceticus*, *Erwinia herbicola*, *Pseudomonas aeruginosa* and *Stenotrophomonas maltophilia* are shown to be capable of Au biosorption (Das, 2010; Ye et al., 2013). It is a viable alternative for metals recovery from dilute solutions (Mack et al., 2007; Wang and Chen, 2009).

3.3.2 Reductive bioprecipitation

Reductive bioprecipitation describes enzymatically assisted metal precipitation from a positive valence to a zero-valent state (Rawlings et al., 2003). Many cellular organisms employ bioprecipitation to adapt to their environment, eliminate potential toxicity, or gain energy from the reduction of metals. Microorganisms alter their environment through bioprecipitation, bind metals found in aqueous solution. Bioreduction of metals takes place either by direct contact to the cell surface or through extracellular electron shuttles (Manzella et al., 2013). Biomineral formation takes place through a number of mechanisms, e.g. bioprecipitation, intracellular accumulation, nanoparticle formation, bioreduction, redox immobilization (Gadd, 2010). Some secondary metabolites, namely polyketides and non-ribosomal peptides, are produced by the bacteria to promote environmental fitness and bind metals (Johnston et al., 2013). Polyketides are a class of secondary metabolites giving organisms some survival advantage. Many mycotoxins produced by fungi are polyketides. Although involvement of multiple electron transfer steps is known in metal bioreduction, the exact mechanism remains unclear.

Table 3-3: Biosorption of precious metals from aqueous solutions by algal, bacterial, and fungal cells.

Metal	Biosorbent	Mode of action	Uptake (mg/g biomass)	Temp. (°C)	pH	References
-------	------------	----------------	-----------------------	------------	----	------------

Algae

Au(III)	<i>Sargassum natans</i>	Inactive biomass	82.7	ambient	7.0	Kuyucak and Volesky, 1988
Au(III)	<i>Chlorella vulgaris</i>	Inactive cells	98.5	ambient	2.0	Darnall et al., 1986
Au(III)	<i>Turbinaria conoide</i>	Inactive cells	34.5	25°C	2.0	Vijayaraghavan et al., 2011
Au(Cl ₄ ⁻)	<i>Fucus vesiculosus</i>	Inactive cells	75	ambient	7.0	Mata et al., 2009
Au(CN ₂ ⁻)	<i>Bacillus subtilis</i>	Inactive biomass	92.5	ambient	2.0	Niu and Volesky, 2000
Ag(II)	<i>Bacillus cereus</i>	Inactive biomass	91.4	30°C	4.0	Li et al., 2011

Table 3-3 continued.

Metal	Biosorbent	Mode of action	Uptake (mg/g biomass)	Temp. (°C)	pH	References
-------	------------	----------------	-----------------------	------------	----	------------

Bacteria

Au(III)	<i>Escherichia coli</i>	Active cells	115	ambient	6.5	Deplanche and Macaskie, 2008
Au(CN ₂ ⁻)	<i>Corynebacterium glutamicum</i>	Inactive cells	421.1	25°C	5.5	Park et al., 2012
Pd(II)	<i>Delsufovibrio desulfuricans</i>	Active cells	190.0	37°C	3.0	de Vargas et al., 2004
Pd(II)	<i>Desulfovibrio fructosivorans</i>	Active cells	63.8	37°C	2.3	Mikheenko et al., 2008
Pd(II)	<i>Escherichia coli</i>	Inactive cells	265.3	25°C	3.0	Park et al., 2010
Pd(II)	<i>Corynebacterium glutamicum</i>	Active cells	176.8	25°C	2.0	Won et al., 2011
Pt(II)	<i>Bacillus subtilis</i>	Active cells	100.0	25°C	2.0	Tanaka and Watanabe, 2015
Pd(II)	<i>Escherichia coli</i>	Inactive biomass	265.3	25°C	3.0	Won et al., 2010

Table 3-3 continued.

Metal	Biosorbent	Mode of action	Uptake (mg/g biomass)	Temp. (°C)	pH	References
Pt(IV)	<i>Shewanella putrefaciens</i>	Active cells	100.0	25°C	4.0	Tanaka and Watanabe, 2015
Pt(IV)	<i>Desulfovibrio desulfuricans</i>	Active cells	90.0	37°C	3.0	de Vargas et al., 2004

Fungi

Au(III)	<i>Fomitopsis carnea</i>	Inactive cells	94.3	25°C	8.0	Khoo and Ting, 2001
Au(III)	<i>Cladosporium cladosporioides</i>	Biomass beads	101.0	ambient	4.0	Pethkar et al., 2001
Au(III)	<i>Aspergillus niger</i>	Active cells	197.0	ambient	7.0	Kuyucak and Volesky, 1988
Pt(IV)	<i>Saccharomyces cerevisiae</i>	Inactive cells	44.0	ambient	3.5	Xie et al., 2003

Enzymatic mechanisms promote metal ion reduction under favorable conditions, independent of cell metabolism. The identification of the enzymatic mechanisms may indicate their prevalence in growth-decoupled action. In some occasions, metal bioreduction takes place via direct electron transport reactions producing crystals of metal oxide or base metal accumulated on the cell surface (Deplanche et al., 2005). Bacterial biofilms are present on the surface of Au nuggets (Reith et al., 2009), despite the inherently toxic characteristics of soluble Au, the bacterial cells are speculated to accumulate Au intracellularly (Johnston et al., 2013). A number of hyperthermophilic and mesophilic dissimilatory iron-reducing bacteria and archaea are shown to be capable of producing precipitates of elemental gold from Au^{3+} cations (Kashefi et al., 2001). Bioreduction of Au^{3+} is an enzymatically catalyzed reaction, and dependent on electron donor supply, e.g. gaseous hydrogen. Au precipitates extracellularly with much of the elemental Au attached to the outer surface of the cells. The mechanism of reductive precipitation of Au by ferric iron-reducing microorganisms observed to be significantly different from the bioaccumulation of Au (Kashefi et al., 2001).

Selective reductive bioprecipitation of metals from electronic waste leach liquor using *Desulfovibrio desulfuricans* biomass has been investigated in batch tests by Creamer et al. (2006). It proved effective for Au^{3+} , Pd^{2+} , and Cu^{2+} in a three-step process. In the first step, active cells selectively precipitated Au^{3+} to elemental Au from leach liquor, while Pd^{2+} precipitation was inhibited due the presence of high amount of Cu^{2+} . In the second step, the pre-treated (palladised) biomass was used to catalyze the conversion of Pd^{2+} as elemental Pd^0 . In the third step, the remaining leachate solution was treated by biogas generated by *Klebsiella pneumoniae* or *Escherichia coli*, where Cu was removed as a mixture of hydroxide and sulfate salts. In the Au and Pd recovery steps, hydrogen sparing enabled the initiation of metal reduction (Creamer et al., 2006).

3.3.3 Biomineralization

Investigations on *Cupriavidus metallidurans* have revealed that it bioaccumulates inert Au nanoparticles within its cytoplasm as a mechanism to protect itself from soluble Au (Reith et al., 2009). Electro microscopy micrographs and energy dispersive X-ray analysis (EDS) of gold biomineralization by *Cupriavidus metallidurans* is given in Figure 3-5. Gold-resident bacterium *Delftia acidovorans* produces a metabolite, namely delftibactin, that assists its survival (Johnston et al., 2013). It is speculated that this bacterium secretes metabolite against toxicity, which in turn enable the biomineralization of elemental Au.




Figure 3-5: Gold biomineralization by the bacterium *Cupriavidus metallidurans*; Transmission electron micrograph (TEM) of ultra-thin section containing Au nanoparticle (a), Scanning electron microscopy micrograph (SEM) (b), with energy dispersive X-ray analysis (EDS) (c) (Source: Reith et al., 2009).

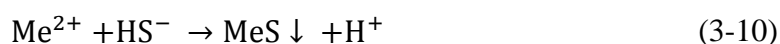
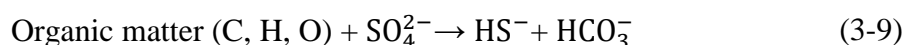
Foulkes et al. (2016) demonstrated the presence of a novel mechanism responsible for the biomineralization of Pd(II) in aerobically grown cultures of *E. coli*, catalyzed mainly by molybdenum-containing enzyme systems. The strain that lacked all the enzymes did still reduce the palladium in 7 h, compared to the less than 30 min taken by the wild-type strains. Biomineralization still occurs in strains without these enzymes albeit at a much lower rate. The real-time analysis showed that bio-Pd⁰ were mineralized outside the cells. Biomineralization of platinum group metals (PGMs), the main metals of interest in WEEE to be recovered, is an emerging field of biotechnology. It is a viable alternative for the selective recovery of metals from complex WEEE leachates, containing these precious metals. Moreover, the microbial cells are selective towards individual metals, which gives this technology advantages over conventional technologies.

3.3.4 Biogenic sulfide precipitation of metals

Sulfide precipitation of metals is an established technique particularly for wastewaters with high metal concentrations, e.g. acid mine drainage. Biotechnological applications of bacterial sulfate reduction is cost-effective, and it generates lower volume of sludge generation as compared to hydroxide precipitation. Moreover, it enables selective precipitation of metal sulfides in a pH dependent stoichiometry (Sahinkaya et al., 2009; Sampaio et al., 2010). Biogenic sulfide precipitation has attracted scientific interest due to its advantages such as low solubility of precipitates, potential for selective metal removal, fast reaction rates, and potential for re-use of metal sulfide precipitates by smelting (Lewis, 2010).

Sulfide precipitation can be carried out using either aqueous (Na_2S , NaHS) or gaseous sulfide sources (H_2S). Many studies investigated the removal efficiency, reaction kinetics and crystallization properties (Janyasuthiwong et al., 2015; Mokone et al., 2010; Sahinkaya et al., 2009). Solubility characteristics of metal sulfide compounds enable selective precipitation from a mixed metal solution.

In biogenic sulfidic precipitation, sulfate-reducing bacteria (SRB) oxidize organic compounds by sulfate as an electron acceptor and generate sulfide (S^{2-}) and alkalinity. Microorganism stimulate the degradation of organic matter and the reduction of sulfate under anaerobic conditions. Spontaneous reduction of SO_4^{2-} under ambient conditions occurs solely in the presence of microorganisms. Subsequently, gaseous hydrogen sulfide is produced which complexes the metals in solution and precipitates as metal sulfides. In a continuous system, SRB produce gaseous hydrogen sulfide in the first reactor and the subsequent metal precipitation takes place in the second reactor (Jong and Parry, 2003). This process is based on the ability of SRB to reduce sulfates to sulfides, which form insoluble precipitates of metal sulfides (Lewis, 2010). The equations for hydrogen sulfide production (3-9) and subsequent metal precipitation (3-10) are given below.



Cao et al. (2009) investigated the precipitation characteristics of metal cations from WEEE leachate solution. Metal concentrations of 20, 5, 2, and 0.5 g/L for Mg, Fe, Ni, and Cu, respectively, were used for sulfidic precipitation with biologically-produced H_2S gas. The sulfide concentration is found to strongly influence the precipitation efficiency. The order of the removal rate of Cu was the highest, followed by Fe, Ni, and Mg, respectively. Cu removal was 100% in two experiments with various sulfide concentrations, while Fe removal was 62.7–100% and Ni removal was 46.4–100%. Moreover, it was found that the efficiency of metal precipitation with biogenic H_2S depended on the reactor type. The pH had a significant influence on the metals removal since the rate of H_2S dissolution is faster at high pH values. pH of the bioleaching solution had no influence on the precipitation efficiency, provided that the H_2S concentration was sufficient for metal sulfide precipitation (Cao et al., 2009).

An overall comparison of metal biorecovery techniques is given in Table 3-4.

Table 3-4: Overview of metal biorecovery techniques.

Method	Targeted metals	References
Biosorption	Precious metals; Ag, Au, Pd, Pt	Vijayaraghavan et al., 2011; Park et al., 2010; Mikheenko et al., 2008; Xie et al., 2003
Reductive bioprecipitation	Precious metals; Au, Pd, Pt	Kashefi et al., 2001; Creamer et al., 2006
Biomineralization	Cu and precious metals; Au, Pd	Reith et al., 2009; Johnston et al., 2013
Bioprecipitation (sulfide)	Base metals: Cu, Ni, Zn	Cao et al., 2009; Sahinkaya et al., 2009; Sampaio et al., 2009; Janyasuthiwong et al., 2015s

3.4 Conclusions

Electronic waste, in particular discarded PCB, is a promising secondary source of metals. Cu is the predominant metal by weight, along with substantial amounts of other base metals and precious metals. Biotechnological metal recovery techniques enable more environmentally friendly and cost-effective processes and are expected to play a significant role in sustainable development. The composition of leachate from waste materials is very complex, which requires novel strategies to recover metals. Research work on metal recovery from electronic waste has focused on acidophilic and cyanogenic bioleaching processes. High (>99%) Cu bioleaching efficiency can be achieved in laboratory scale batch and continuous reactors. The main influencing operating parameters were pH, redox potential, microbial activity and pulp density. Recent studies showed that the leaching process can be significantly accelerated and the bacteria can process higher loads of WEEE in bioreactors. Ongoing investigations aim to provide further insights into the mechanisms of bioprocessing of waste material, improvements in the efficiency and expansion of the range of metals amenable for recovery. Finally, many studies focus on optimizing the process efficiency in terms of duration and economic feasibility. Biotechnologies have a vast potential in treatment of waste for metal recovery. If the operational parameters are improved, biotechnologies can play a prominent role in recovery of metals from WEEE.

Chapter 4

Characterization of discarded printed circuit boards and a multi-criteria analysis approach for metal recovery technology selection

Abstract

Waste electrical and electronic equipment (WEEE) is an important secondary source of metals. Particularly discarded printed circuit boards (PCB), despite their relative small weight fraction, are a valuable secondary source of copper (Cu), iron (Fe), aluminum (Al), nickel (Ni), zinc (Zn), gold (Au), silver (Ag) and palladium (Pd). The concentration of these metals in the discarded PCB varies greatly, depending on the source of the material, manufacture year, type of the board and the manufacture technology. There is not yet a standard method to characterize and assay the metals in discarded PCB. In this chapter, a new characterization and total metal analysis method is presented, and its application on several PCB from desktop computers, laptop computers, computer parts, mobile phones and telecom devices is carried out. Furthermore, multi-criteria analysis (MCA) using analytic hierarchy process (AHP) is used to rank and select the most appropriate technology for metal recovery from discarded PCB. The analysis is based on a number of criteria, viz. economic, environmental, social and technical criteria, along with a number of sub-criteria. The metal concentration assayed resulted in a varied concentration of Cu (9.3% - 38.4% by weight) depending on the particle sizes (<500 μm , 500 - 1600 μm and 1600 - 2500 μm) and board types, along with considerable concentrations (by weight) of Fe (1.4% - 7.5%), Al (0.1% - 3.0%), Ni (0.1% - 2.4%), Zn (0.03% - 1.0%), Pb (0.04% - 0.9%) and Au (21 - 320 ppm). The MCA study revealed that the biohydrometallurgical route is slightly preferred over a hydrometallurgical route in technology selection for sustainable metal recovery from WEEE.

4.1 Introduction

In the global environmental agenda, waste is no longer regarded as an unwanted material with negative value. It is rather a material with potential for resource recovery, and a secondary source of raw materials. Global waste generation almost doubled from 0.64 kg to 1.2 kg/person per day between 2005 and 2012, and it is likely to reach 2.1 kg by 2025 (Karak et al., 2012). This signifies an enormous potential for resource recovery as discarded materials play a crucial role in transition to a circular economy (Jones et al., 2013). In integrated waste management, the trend has shifted from systematic and controlled disposal of waste in designated areas to resource recovery and zero waste (Mueller et al., 2015). In order to facilitate the shift to a circular zero waste economy, several material recovery strategies with minimized dissipative losses are envisioned to be developed.

Extensive research efforts have contributed to the development of many novel resource recovery technologies from various types of waste. The most widely reported are energy and nutrient recovery from domestic wastewater (Batstone et al., 2015), energy recovery from organic solids in waste-to-energy (WtE) plants (Cucchiella et al., 2014), and increasingly metal recovery from industrial (Jadhav and Hocheng, 2012) and electronic (Akcil et al., 2015) waste. Modern electronic devices contain almost all the metals of the periodic table at varying concentrations (Graedel and Erdmann, 2012), and make excellent candidates of secondary resources of critical metals. The wide variety of available technologies enable engineers and researchers to design the best system for resource recovery from waste materials. There is no ‘one-fits-all technology’ for the recovery of valuable resources from increasingly complex anthropogenic waste streams. Understanding the composition and characteristics of the waste materials is important to estimate their reuse and recyclability potential (Ahluwalia and Nema, 2007).

Waste electrical and electronic equipment (WEEE) makes up to 8% (by weight) of the total municipal waste in developed economies with an increasing generation rate (Robinson, 2009). Despite hazards stemming from its improper management, WEEE is also an important secondary source of metals. Distinctive to primary ores, the abundance of the metals, their complexity degree, and chemical structure are very variable (Ongondo et al., 2015). Typically, a discarded printed circuit board (PCB), an integral part of every electronic device, includes high concentration of metals, between (in %, *w/w*) 10 and 35 copper (Cu), 1 and 12 iron (Fe), 0.5 and 5.0 nickel (Ni), 1 and 15 aluminum (Al), along with gold (Au) (in ppm) 50 and 500 (Hadi et al., 2015; Oguchi et al., 2012; Yamane et al., 2011). These metals are mostly found in complex alloys in their elemental metallic forms (Tuncuk et al., 2012). This urges novel recovery strategies so as to sustainably and efficiently recover metals from end-of-life (EoL) devices.

Technology selection prior to applied research activities is an essential step in research development and innovation (RD&I) processes. A large fraction of the total research life-cycle costs and resource allocation are determined by decisions made before the initialization of research activities (Georgiadis et al., 2013). Resource recovery from urban waste streams (urban mining) is a complicated process that involves multiple specialized criteria (Soltani et al., 2015). Many resource recovery options are already available or currently under development, and the technology selection involves decision-making based on the characterization of the waste material, available

methods, technological readiness level (TRL), techno-economic assessment, and environmental profile (Xia et al., 2015). In method selection, the suitability, validity and user-friendliness of the methods are the important factors to be considered. Often, multiple criteria are involved in decision-making for technology selection (Mateo, 2012). Joint consideration of the heterogeneous and uncertain information demands a systematic and understandable structure to interpret the technical information (Huang et al., 2011).

Multi-criteria analysis (MCA) is a tool to analyze the viable technology options and select the most appropriate for the desired objective. Multi-criteria decision analysis (MCDA) emerged as a formal methodology to analyze available technical information and stakeholder values in environmental decision making (Khalili and Duecker, 2013). MCA facilitates the aggregation of each selected criterion, techno-economic expedience and environmental profile with the relevant criteria of cost-effectiveness, technological status, socially-responsible operation and sustainable development (Sliogeriene et al., 2013). There is a significant growth in environmental applications of MCA over the last decade, from a total number of 26 to 200 between 2000 and 2010, across all environmental application areas (Huang et al., 2011).

The Analytic Hierarchy Process (AHP) method is increasingly used for waste management projects, which requires a joint evaluation of technical, economic, environmental and social aspects. AHP is based on the pairwise comparison principle that is used for deriving weights of importance of the criteria and relative rankings of alternatives for each criterion. Quantitative and qualitative factors are weighted by computing numerical comparison and reciprocal scales (Pohekar and Ramachandran, 2004). Between 1990 and 2015, out of 368 MCDA papers, 191 used the AHP methodology. A further breakdown (methodology used/total projects/percentage distribution) showed that waste management (19/41, 45%), natural resource management (11/22, 50%), and sustainable engineering (24/42, 57%) are topics in which MCA is widely applied.

Current WEEE recycling practices include physical/mechanical, thermal treatment, hydrometallurgical or biohydrometallurgy routes, or commonly a combination of them (Chapter 3). Typically, physical pretreatment is followed by a metal extraction process (Tuncuk et al., 2012). In this step, conventional chemical methods or emerging biological routes, and a hybrid mixture of the two can be applied (Ilyas et al., 2015). In this work, the main objectives are (1) to develop and apply a characterization method to a complex, polymetallic waste material, and (2) to select an

appropriate metal extraction technology from discarded PCB. In this chapter, a modified (USEPA-3052B) method is described to characterize discarded PCB. Furthermore, the technological suitability of the metal recovery alternative was evaluated using the AHP methodology by the selection of significant criteria and relevant technology selection indicators.

4.2 Methodology

4.2.1 Source and preparation of the materials

Discarded electronic devices, namely desktop computers, laptop computers, mobile phones, and telecom devices were collected from the IT department of UNESCO-IHE (Delft, the Netherlands) and SIMS recycling company (Eindhoven, the Netherlands). The discarded devices were manually dismantled and the PCB were taken out. The PCB of various devices were grouped into 7 categories, namely (1) desktop computer boards, (2) computer parts, (3) desktop computer boards without components, (4) laptop computer boards, (5) mobile phone boards, (6) telecom boards 1 and (7) telecom boards 2. Telecom boards were dismantled from discarded telecon server devices. Batteries, heat sinks and microprocessors were removed from the PCB of the desktop computers. Parts of the desktop computers, i.e. video cards and sound cards, were manually removed in order to determine their metal concentrations. Components of the boards such as connectors, capacitors, and integrated chips were removed using specialized hardware equipment (screw drivers for electronics) and a thermal gun (Gamma, HG2000E, the Netherlands). The PCB were washed with distilled water, cut manually in pieces of approximately 5 cm × 5 cm, crushed by a cutting mill (Retsch 2000, Germany) using a 2.5 mm sized trapezoid sieve. Ground PCB materials were washed with distilled water and dried overnight prior to metal analysis. For particle size distribution analysis, the samples were sieved manually (Fritsch, UK) to a particle size (1) smaller than 500 μm, (2) between 500 - 1600 μm, and (3) between 1600 - 2500 μm. Screen analysis was performed by passing 100 g of the crushed material in a mechanically shaking sieve apparatus (ROTAP, W.S. Tyler, USA). Loss on comminution (LoC) was analyzed by weighting each material group before crushing and after sieving.

4.2.2 Waste characterization and total metal assay

A modified USEPA method (3052-1996: Microwave assisted acid digestion of siliceous and organically based matrices) was used for the characterization of the waste material. The fluorocarbon polymer reaction vessels were acid-washed in 6 M HCl overnight before each digestion procedure. 0.5 g of the crushed sample was added to 12 mL of nitro-hydrochloric acid, a mixture of concentrated HCl and HNO₃ at a ratio of 3:1 (v/v), respectively, in a laboratory microwave accelerated reaction unit (CEM Duo Temp Mars 5, USA). The analytes were placed in the vessels and left for 1 h for their stabilization and the emission of excess gases. The vessels were then capped, and placed in the microwave system for digestion. The mixture containing acid and the sample was gradually heated up to 175°C for 5.5 min and remained at 175°C for 9.5 min (CEM, MarsXpress, USA). At the end of the program, the vessels were cooled to room temperature in a fume hood and the pressure inside the vessels was released slowly. The digestates were filtered (Whatmann, G/C) twice, and centrifuged for 20 min at 2,500 rpm and membrane filtered (0.22 µm) to remove any remaining undissolved solid particles that might block the nebulizer of the inductively couple plasma mass spectrophotometer (ICP-MS). The analytes were serially diluted, and analyzed for their metal concentrations. Modifications to the US EPA method 3052B-1996 included: (1) increasing the ramping and total duration of microwave digestion, (2) varying the ratio of sample mass to acid mixture volume and (3) alterations to the composition of the acid digestion mixture.

4.2.3 Analytical methods

Metal analyses were performed by inductively coupled plasma mass spectrophotometer (ICP-MS) (XSERIES 2, Thermo Scientific, USA) and optical emission spectrometer (ICP-OES) (Perkin Elmer, Optima 8300, USA). Periodic metal measurements were carried out by atomic absorption spectrophotometer in flame mode (AAS-F) (Varian 200, USA). The readings for the following wavelengths were recorded for individual metals (in nm), Al 396.153, Ag 328.068, Cd 226.502, Co 228.616, Cr 267.716, Cu 324.752, Zn 206.2, Fe 238.204, Ni 231.604, Pb 220.353, Nd 401.2, La 379.478, Ce 418.6, Au 267.595, Pt 265.945, and Pd 363.47 in ICP-OES.

Figure 4-1 gives the material investigated at various scales. The materials were examined using optical microscopy (BX63, Olympus, Japan), binocular microscopy (SZ61, Olympus, Japan),

scanning electron microscopy (SEM) equipped with energy dispersive X-ray analyzer (EDS) (JSM-6010LA, JEOL, Japan) and X-ray powder diffraction (Bruker B8 ADVANCE, USA). The intrinsic value of each metal was calculated according to their mass fraction and their price on the international market values at the London Metal Exchange on a 3-month average (LME, 2016). The average metal concentration values were calculated according to their weighted fraction in respective particle sizes.




Figure 4-1: Discarded board material (a) desktop computer boards, (b) computer boards, (c) telecom boards, (d) cell phone boards before crushing, (e) Retsch SM2000 crusher, (f) crushed and sieved board material ($<500 \mu\text{m}$), (g) SEM micrographs of crushed board, (h) and (i) binocular microscope pictures, (j) EDS diagram of the crushed boards.

4.2.4 Multi-criteria analysis for technology selection

The main steps of MCA are as follows: **(1) Framing the MCA approach**, discerning the alternatives, establishing the criteria, defining the goal, and any conflicting points, and the degree of uncertainty, **(2) assigning the criteria weights**, defining the weights, that show the relative

importance of criteria in the multi-criteria problem under consideration, and **(3) construction of the evaluation matrix**, the matrix model constituted a process from which the essence of the goal was extracted. At the end of this step, the MCA goal presented the best available alternative.

The major economic driver for recycling of WEEE is the recovery of valuable metals, thus potential revenue from the recovery of metals is a major incentive. Therefore, economic criteria are weighted highest among the considered factors. However, several other criteria are to be taken into account. Environmental, social and technical criteria are very significant in selection of a technology in line with global sustainable development goals.

4.2.4.1 Metal recovery technology alternatives

Table 4-1 overviews the considered metal recovery technology options. Metal recovery from WEEE is traditionally carried out by pyrometallurgical and hydrometallurgical methods, each with their own advantages, limitations, and drawbacks (Cui and Zhang, 2008). Biohydrometallurgy, using microbes for metal recovery, enables more environmental-friendly and cleaner processes (Hennebel et al., 2015). The main goal is to make a selection between a conventional (hydrometallurgical) and an emerging (biohydrometallurgical) method for metal recovery technology development. Thus, hydrometallurgical and biohydrometallurgical metal extraction routes are considered as the alternatives in the MCA system. Pyrometallurgy is not considered as an alternative in the present technology selection, as it is already implemented at an industrial scale and a number of industrial plants readily operate to recover valuable metals from discarded PCB (Cui and Zhang, 2008). The most appropriate metal recovery technology is to be selected among the emerging technologies. There are two alternatives, namely:

A₁: Metal recovery from WEEE by using hydrometallurgy, through conventional chemically mediated metallurgical processes.

A₂: Metal recovery from WEEE by using biohydrometallurgy, through biologically catalyzed processes.

In the first alternative, A₁, the metals are extracted through a hydrometallurgical route, i.e. leaching of metal(s) of interest in corrosive oxidative acidic and/or alkaline conditions to solubilize the metals into a leachate solution.

Table 4-1: Metal recovery approaches from electronic waste.

Parameters	Pyrometallurgy	Hydrometallurgy	Biohydrometallurgy
Environmental impact	High, due to hazardous emissions and high energy usage	Moderate, due to usage of toxic chemicals and water consumption	Low, no emissions, water can be recirculated
Economic	Capital intensive, low job creation	Low first investment costs, high operating cost	Low investment and operating costs
Social acceptance	Low, infamous track record of the mining industry	Medium, some toxic reagents and end products	High, cleaner processes and self-control of the pollution
Recovery rate	Low, only a fraction of metals	High recovery efficiency	Medium efficiency, high selectivity
Final residue	High, solid slags, and gaseous emissions	Low, non-metallic part of the waste and wastewater	Low, non-metallic part of the waste and very low wastewater
Process conditions	Harsh conditions due to furnaces and smelting	Harsh conditions, a few toxic chemicals	Safe conditions, low-to-none toxic chemicals
Level of advancement	High, established full scale technology	Medium, many pilot scale demonstrations	Low TRL, no pilot scale study
Advancement requirement	Abatement of environmental impacts	Selectivity towards individual metals, scale-up studies	Fundamental research, scale-up studies
Feasible applications	Low, only high grade WEEE	High, all metals and their alloys	Medium, restrictions due to toxicity on bacteria

Many studies investigated the use of conventional or innovative chemical reagents to recover metals from polymetallic anthropogenic secondary sources, with a number of pilot scale demonstrations already available (Hadi et al., 2015; Tuncuk et al., 2012). In the second alternative, A₂, metal recovery from WEEE is carried out by using an emerging technology: biohydrometallurgy. The principles of this technology lies at using microbes to extract metals in natural processes and is widely used in the production of metals form primary ores (Vera et al., 2013). Globally, more than 15% of Cu and 5% of Au is produced by using bacteria from their primary ores (Johnson, 2014). Recently, many researchers reported biohydrometallurgical treatment and metal recovery from secondary resources (Jadhav and Hocheng, 2012).

4.2.4.2 Selection of the criteria and establishing criteria hierarchy

Selection of relevant criteria requires the evaluation of different options considering all sustainability dimensions (Serna et al., 2016). Evaluation criteria have been selected to meet the assumptions of a sustainable development concept and take into account the economic, environmental, social and technical aspects of the analyzed option. The selected criteria are analogous and introduce the assessment of varying sustainability dimensions in the context of technology development.

Figure 4-2 shows the selected criteria and their hierarchy. The selection was based on the key parameters reported in Table 4-1 as well as the data reported in the literature (Cucchiella et al., 2015; Cui and Zhang, 2008; Hadi et al., 2015; Marques, 2013; Tuncuk et al., 2012). The selected criteria under Level 1 (C₁ - C₄), Level 2 (C₅ - C₁₃) and Level 3 (C₁₄ - C₂₆) were evaluated qualitatively and quantitatively. The selection and the hierarchy of the criteria depended on (1) the availability of both quantitative and qualitative information, (2) data relating to the potential criteria, (3) relative importance in technology development and (4) available stakeholder information.

For the defined goal, four main criteria were selected under Level 1, namely:

C₁: Economic

The economic criterion C₁ considers the revenue that could potentially be generated (EUR/kg treated waste) from discarded PCB. Estimating the potential revenue is straightforward, simply calculating the value of assayed metals in the waste material and their theoretical recovery

efficiencies, and is inherently associated with uncertainties. An average metal concentration value is used for the revenue estimates, which translates into a uniform treatment alternative. In the weighing of this criterion, the process efficiencies were the main factors which differ considerably among the alternatives. Under this Level 1 criterion, costs (C₅), financial incentives (C₆) and revenues (C₇) were considered as significant Level 2 sub-criteria.

C₂: Environmental

The environmental profile is considered a significant Level 1 selection criterion, as the technology has considerable impact on the environment. Many environmentally malign elements, such as corrosive acids, wastewater, hazardous emissions, and waste heat are involved in the processing of waste materials for metal recovery. Moreover, mining activities of metal production from primary ores caused serious problems in the past which were overlooked or not foreseen before the initialization of the activities (Bakirdere et al., 2016). Similarly, there are raising concerns about the current state-of-the-art metal recovery practices in smelters (Akcil et al., 2015). Under C₂, the Level 2 sub-criteria operational environmental impact (C₈) and environmental costs (C₉) were considered.

C₃: Social

Waste management and resource recovery plays an important role in the social development of the society and the improvement of the quality of life (Guerrero et al., 2013). Social reputation, innovation potential, job creation and well-being improvement are considered as significant selection criteria. Social criteria are rather qualitative than quantitative, as the qualitative criteria measures against the criteria obtained from the public opinion. Social acceptability expresses the public opinion related to waste management and resource recovery from the stakeholder point of view. Under the Level 1 social criterion, social acceptance (C₁₀) and social benefits (C₁₁) are considered as significant Level 2 sub-criteria.

C₄: Technical

This criterion essentially reflects the state-of-the-art of the applied technology and is here assessed based on the level of TRL. Both alternatives considered in this chapter are technologically immature and far from full-scale application (Zhang and Xu, 2016). However, there are a significant number of research reports on both approaches (Ilyas and Lee, 2015; Jadhav and

Hocheng, 2015). The level 2 sub-criteria, installation (C_{12}) and operation (C_{13}) are considered as relevant for this C_4 technical criterion. Several other MCA studies considered similar qualitative scales for technological maturity, i.e. operation and installation (Ahmad et al., 2015; Hallstedt et al., 2013; Kiddee et al., 2013).

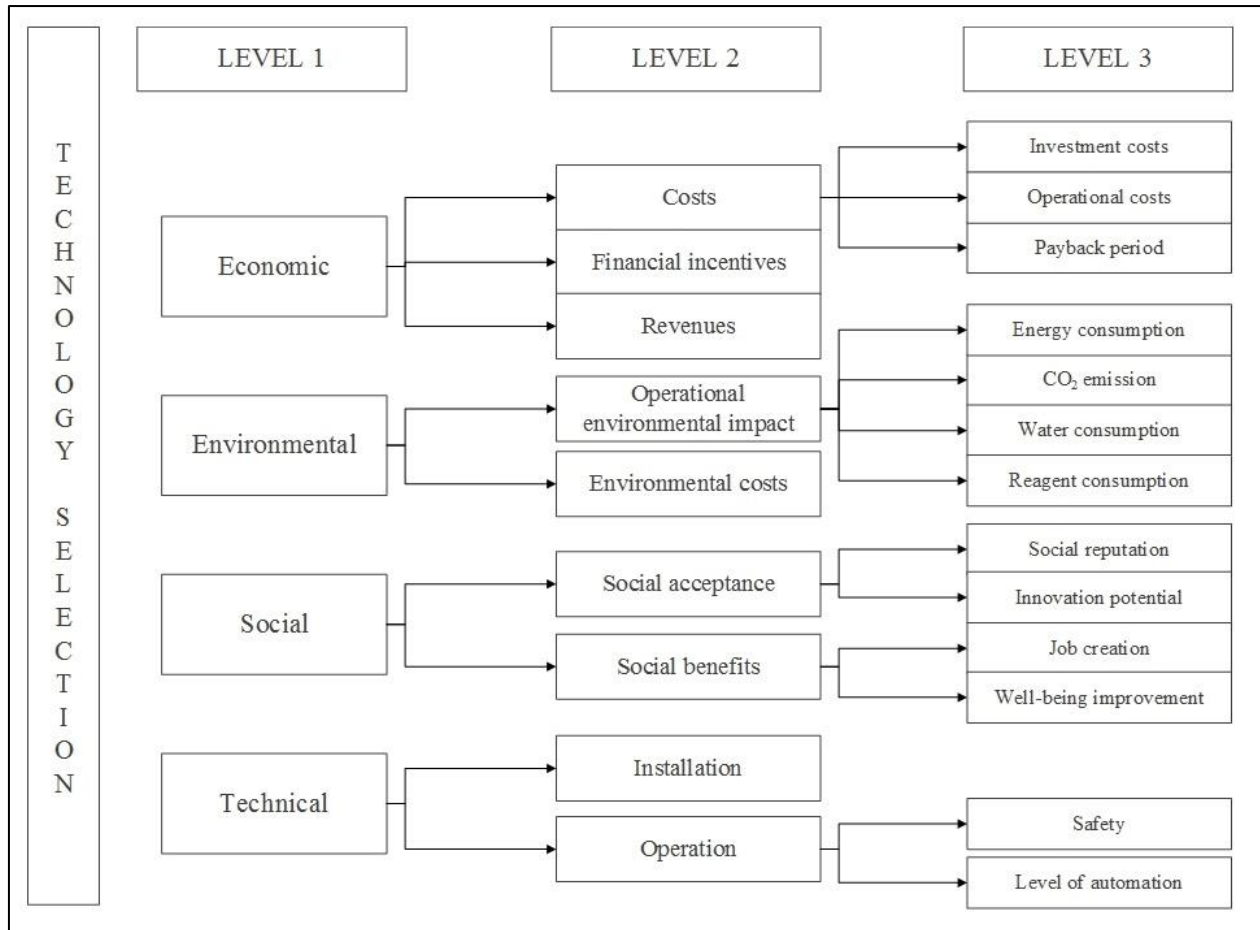


Figure 4-2: Analytical hierarchy process (AHP): the goal, Level 1, Level 2, and Level 3 criteria for metal recovery technology selection.

4.2.4.3 Establishing criteria weights

The determination of the relative importance is inherently a cumbersome task, particularly, during early design stage when detailed information about the process is scarce. The selected criteria must be evaluated paying additional attention to potential conflicts (Ahmad et al., 2015; Herva and Roca, 2013). AHP techniques were used to determine the relative weightings of each criterion which was based on hierarchy, priority setting and logical consistency. Relative priorities were given to each element through pairwise comparisons on a scale of 1–9, whereby 1 indicates equal, 3 moderate, 5

strong, 7 very strong and 9 extreme importance (Table 4-2). In pairwise comparison of the selected criteria, the analyzer shall determine if any given criterion (C_a) is of weak importance over the other (C_b), and accordingly assign a relative importance of for instance 2 to C_a . This translates into the value of the relative importance C_b to C_a as $\frac{1}{2}$. The quantified judgement of pairwise comparison is represented in a matrix, as explained in section 4.2.4.4.

Table 4-2: Selected criteria expressed on a numerical scale and reciprocal value (Source: Saaty, 2001).

Scale of importance for comparison pair	Numeric rating	Reciprocal value
Extreme importance	9	0.111
Very strong to extreme importance	8	0.125
Very strong importance	7	0.143
Strong to very strong importance	6	0.167
Strong importance	5	0.200
Moderate to strong importance	4	0.250
Moderate importance	3	0.333
Equal to moderate importance	2	0.500
Equally important	1	1.000

4.2.4.4 Construction of the evaluation matrix

The matrix model defines a function from which the analytical representation of the goal is extracted. The MCA goal can be expressed in matrix form as:

Criteria: C_1, C_2, \dots, C_n

Weights: w_1, w_2, \dots, w_n

Alternatives: A_1, A_2

$$A = \begin{bmatrix} A_1 \\ A_2 \\ \dots \\ A_m \end{bmatrix} \begin{bmatrix} a_{11} & a_{12} & \dots & a_{1n} \\ a_{21} & a_{22} & \dots & a_{2n} \\ \dots & \dots & \dots & \dots \\ a_{m1} & a_{m2} & \dots & a_{mn} \end{bmatrix}$$

Where a_{mn} is the relative importance of criterion C_m to criterion C_n . Having computed the quantified pairwise comparisons on the pairs (C_m, C_n) as numerical entries w_{mn} in matrix A , the set of numerical weights w_1, w_2 , up to w_n are assigned. Finally, the alternatives' ranking is ordered and the best ranked alternative is calculated. The best alternative is weighted as per the matrix, as the total weighted sum of all the selection criteria.

4.3 Results

4.3.1 Morphology of the discarded PCB

Binocular microscopic images and SEM micrographs revealed that the crushed PCB are heterogeneous, with varying sizes of particles, shapes and textures (Figure 4-1). Many particles showed rod-like or polygonal shapes, with flakes on the surfaces, typical for an end-product of a cutting mill (Yoo et al., 2009). The surfaces of the materials were angular in all board types, and the metallic particles were visually observable. Energy dispersive X-ray spectroscopy (EDS) analysis of the material showed that they contained substantial non-metallic silicon and carbon fragments, materials which are commonly used in PCB (Figure 4-1e). The pattern of the X-ray diffraction (XRD) analysis of the particulates of the material showed that the chemical composition showed no similarity to known natural minerals (data not shown).

4.3.2 Particle size of the boards

The discarded boards weighted (g/g PCB) 186.4 (± 7.8), 64.2 (± 2.4), 178.4 (± 3.1), 40.8 (± 1.1), 144.4 (± 2.2), 297.5 (± 5.2) and 284.4 (± 4.4), respectively, for desktop computers, computer parts, laptops, mobile phones, computer boards without components, Telecom 1, and Telecom 2. The particle size distribution (PSD) from sieving tests of the boards per PCB type is given in Table 4-3. After crushing between 3.24 - 6.56% of the material loss was measured (loss on comminution). This resulted in loss of material during crushing and transfer from the crusher to storage containers, and also during the sieving of the material.

The majority of the material mass was accumulated in the smallest particle size (<500 μm) in all PCB types with a variation between 51.7% to 71.8% of the total weight (Table 4-3). On the other hand, the weight ratio was the lowest for the coarsest particle size (1600 μm - 2500 μm) for all the board types investigated, between 11.2% and 19.8%, and for telecom 2 boards and desktop computer boards without the components. The weight fraction of these two boards was very similar to the medium particle size fraction (500 μm - 1600 μm) with 83.2% and 92.4% weight of this particle size fraction. Ground waste material with the smallest particle size (<500 μm) was visually homogenous (Figure 4-1f), whereas the coarser particle size showed differences (Figure 4-1h and Figure 4-1i). In the coarser particle sizes (1600 - 2500 μm and >2500 μm), particles of metals were easily detectable (Figure 4-1). Glass fibres were mainly enriched in the larger size fraction, while there are only tiny particles in the fine size fraction. However, visual interpretation did not reflect the analytical data, as the metal concentrations of the coarser particle sizes were in general higher than those of the smaller particles sizes as shown in 4.3.3.

4.3.3 Metal concentrations

The concentrations of Cu, Fe, Al, Ni, Zn, Pb, Au and of the boards per particle size fraction (<500 μm , 500 - 1600 μm , and 1600 - 2500 μm) are given in Table 4-4. Copper (Cu) is the predominant material in all the discarded PCB in varying concentrations. The maximum Cu content of 380.4 mg Cu/g PCB was in telecom 2 boards of particle size 1600 - 2500 μm , and the lowest with 93.4 mg Cu/g PCB in computer parts of particle size <500 μm . Following Cu, iron (Fe) and aluminium (Al) were the highest concentrated metals in most discarded boards except the two telecom boards. Desktop computer boards contained the highest iron (Fe) concentration compared to other boards. Telecom 2 contained the highest aluminium (Al) concentration in all particle sizes; however, desktop computer boards also contained considerable amounts of this metal (Table 4-4). Gold (Au) was relatively less varied between particle sizes, however it showed great variance between boards. Particularly telecom boards, and also laptop and mobile phone boards contained high concentrations of Au (244 - 320 ppm Au). Other assayed metals, i.e. Cd, Co, Nd, La, Ce, Pt and Pd were below the detection limit (10 $\mu\text{g/g}$ PCB) of the analytical instrument.

4.3.4 Intrinsic value of the metals and total value of discarded printed circuit boards

The intrinsic values of the metals are given in Table 4-5. A breakdown of the individual metals and the total value of the discarded PCB were calculated. This value showed the potential revenue to be generated from the sustainable recovery of metals from discarded PCB. Cu and Au constituted the vast majority of the intrinsic value in all board types, varying between a combined total value of 92.6% to 98.6% (Table 4-5). The intrinsic values of Fe, Zn, Pb and Cr were insignificant, not surpassing 1% of the total value in any board type. Au is the most valuable metal and is the main driver for recycling discarded PCB. Despite the dominance of Cu on a weight basis, it occupied only a small fraction of the total value of the laptop, mobile and telecom boards, but also a considerable fraction in desktop computers and computer boards.

The total value of the PCB mainly depended on the Au concentration in all the discarded PCB investigated. Computer boards had a smaller total value (2.36 EUR/kg PCB) due to a relatively low Au content in this type of boards. When the CPU units of desktop computers are removed prior to pretreatment, it influenced the total value of the board drastically. These units contain up to 1900 ppm gold (Birloaga et al., 2013). Thus, the content of Au was smaller to a 9.56 factor in the CPU-removed desktop computer boards compared to laptop boards. Telecom 1 boards, on the other hand, contained 10.2 times and 7.8% more Au than desktop computer boards and laptops, respectively. Also their Cu content was considerably higher than those of the other boards investigated. These boards are from high-end devices, such as telecom boards, and are operated at different conditions than regular desktop computer boards. Consequently, their total value was much higher (13.95 EUR/kg PCB) compared to desktop computer PCB (2.36 EUR/kg PCB).

4.3.5 Multi-criteria analysis and technology selection

Multi-criteria analysis (MCA) gave the calculated weights of each alternative for technology selection, and the weights of each criterion and sub-criterion. Figure 4-3 shows the detailed results of AHP using the relative weights calculated for each Level 1 criterion, the weights for Level 2 sub-criteria and the selection for Level 3 sub-criteria. When all the criteria are considered, biohydrometallurgy (A_2) had a higher marginal weight over hydrometallurgy (A_1) ($0.535 > 0.465$), despite the dominance of the latter on the most highly weighted Level 1 criterion: C_1 economic.

The small marginal difference, however, showed the significance of the second-best alternative, i.e. A₁ hydrometallurgy. The Level 1 criteria had a weight of 0.466, 0.19, 0.172, and 0.172 for C₁ economic, C₂ environmental, C₃ social and C₄ technical, respectively (Figure 4-3). In the decision for technology development, economic factors are the most decisive and was rightfully reflected in the constructed AHP model. Furthermore, environmental and social criteria are also detrimental in environmental decision making, and they were equally weighted.

Among the Level 2 sub-criteria, biohydrometallurgy scored higher weight over hydrometallurgy in C₂ Environmental (0.716 > 0.284), C₃ Social (0.583 > 0.417), and C₄ Technical (0.583 > 0.417), which enabled biohydrometallurgy to have a higher overall weight over hydrometallurgy (Figure 4-3h, Figure 4-3i, and Figure 4-3j). Under criterion C₁ economic, revenues received the highest weighing (0.54), while costs (0.297) and financial incentives received a relative lower weight (0.163). These results are in line with similar technology development projects (Antonopoulos et al., 2014) at an early stage of development. Under Level 1 criterion C₂ Environmental, operational environmental impact (C₉) had a much higher weight than environmental costs (C₁₀) as operational environmental impacts, e.g. energy consumption (C₁₇), CO₂ emissions (C₁₈), water consumption (C₁₉) and reagent consumption (C₂₀) have a higher projected cumulative impact rather than environmental costs, such as permits, and carbon emission costs. For criterion Level 1 C₃ Social, social acceptance and social benefits were equally weighted for technology selection.

4.4 Discussion

4.4.1 Metal concentrations and their intrinsic value

Characterization of the waste material displayed an abundance and a large variety of valuable metals in PCB. The metal concentrations obtained in this study (Table 4-4) are in good agreement with those investigated with other researchers applying a similar methodology with regard to pre-treatment, particle size, digestion method, and analytical method (Chancerel and Rotter, 2009; Gurung et al., 2013; Kasper et al., 2011; Veit et al., 2006). Variations in metal composition of PCB may be attributed to different characterization methods applied, changing manufacturing and design techniques as well as technological innovations.

Table 4-3: Screening particle size distribution (PSD) analysis of the discarded printed circuit boards from various devices.

PCB type	Desktops		Computer parts		Desktops without components		Laptops	
P.S. ¹ (μm)	(g)	(%)	(g)	(%)	(g)	(%)	(g)	(%)
<500	62.2	64.9	51.7	54.1	64.2	67.9	64.1	68.4
500 - 1600	22.8	23.8	27.4	28.7	15.4	16.3	18.4	19.6
1600 - 2500	10.8	11.3	16.4	17.1	15.0	15.9	11.2	11.9
Total	95.8	100.00%	95.5	100.00%	94.6	100.00%	93.7	100.00%
PCB type	Mobile phones		Telecom 1		Telecom 2			
P.S (μm)	(g)	(%)	(g)	(%)	(g)	(%)		
<500	59.8	56.0	61.8	71.8%	64.6	68.7%		
500 - 1600	22.8	24.4	20.4	18.8%	17.6	20.8%		
1600 - 2500	10.8	19.6	14.6	9.4%	14.6	10.5%		
Total	93.44	100.00%	96.84	100.00%	96.76	100.00%		

¹ P.S.: Particle size

Table 4-4: Concentration of metals (mg/g PCB) in various WEEE.

Metals	Particle size (µm)	Desktops	Computer parts	Desktops w/o components	Laptops	Mobile phones	Telecom 1	Telecom 2
Cu	<500µm	176.7 ± 23.6	93.4 ± 7.2	163.6 ± 13.0	176.1 ± 18.6	230.1 ± 10.0	262.4 ± 16.6	305.4 ± 30.2
	500 - 1600 µm	241.6 ± 29.8	108.4 ± 4.6	222.4 ± 14.6	248.4 ± 21.4	274.4 ± 21.4	243.4 ± 44.4	312.6 ± 40.1
	1600 - 2500 µm	268.4 ± 24.2	112.2 ± 2.4	234.2 ± 20.1	266.5 ± 10.4	256.4 ± 18.9	293 ± 14.4	380.4 ± 37.4
Fe	<500µm	50.8 ± 5.4	20.4 ± 0.2	23.3 ± 2.6	37.8 ± 5.7	38.3 ± 3.1	11.4 ± 2.4	7.4 ± 0.2
	500 - 1600 µm	67.4 ± 9.2	26.4 ± 0.6	24.4 ± 1.8	44.4 ± 4.6	40.2 ± 4.1	26.6 ± 3.2	22.4 ± 2.2
	1600 - 2500 µm	75.8 ± 6.6	24.8 ± 2.1	26.6 ± 2.1	42.4 ± 3.8	46.6 ± 6.8	22.4 ± 2.6	22.2 ± 3.4
Al	<500µm	30.2 ± 1.6	15.4 ± 4.1	9.4 ± 6.6	19.8 ± 2.4	10.3 ± 4.3	49.0 ± 10.7	55.4 ± 4.2
	500 - 1600 µm	24.8 ± 3.5	12.2 ± 6.2	8.8 ± 1.8	24.8 ± 2.9	18.4 ± 1.4	26.6 ± 7.2	44.8 ± 4.5
	1600 - 2500 µm	30.4 ± 7.4	10.8 ± 4.1	5.6 ± 1.2	56.6 ± 10.1	26.6 ± 2.2	20.4 ± 2.3	41.9 ± 6.2
Ni	<500µm	5.0 ± 0.3	4.3 ± 0.7	2.6 ± 0.6	5.7 ± 0.7	11.5 ± 1.7	23.0 ± 4.8	12.2 ± 1.2
	500 - 1600 µm	15.0 ± 2.6	8.8 ± 1.1	0.6 ± 0.1	7.6 ± 1.2	8.4 ± 2.6	7.8 ± 2.4	23.2 ± 4.1
	1600 - 2500 µm	n.d ¹ .	1.2 ± 0.4	n.d.	10.8 ± 1.9	10.6 ± 3.1	11.4 ± 1.4	24.8 ± 0.6

¹ n.d.: not detected

Table 4-4 continued.

Zn	<500µm	5.3 ± 1.2	0.32 ± 0.02	2.9 ± 0.3	4.5 ± 0.7	3.0 ± 0.5	4.6 ± 0.6	4.2 ± 0.4
	500 - 1600 µm	6.4 ± 0.6	0.62 ± 0.01	4.1 ± 0.4	6.4 ± 0.6	4.0 ± 0.6	5.1 ± 0.5	5.4 ± 0.5
	1600 - 2500 µm	7.4 ± 1.2	1.4 ± 0.4	6.4 ± 0.2	5.8 ± 0.5	5.1 ± 0.9	5.5 ± 0.2	6.6 ± 0.6
Pb	<500µm	9.2 ± 1.2	4.14 ± 0.04	0.44 ± 0.01	2.2 ± 0.5	1.2 ± 0.5	4.2 ± 0.4	5.6 ± 0.5
	500 - 1600 µm	6.8 ± 0.6	3.6 ± 0.5	n.d.	2.44 ± 0.02	0.78 ± 0.01	2.1 ± 0.2	4.4 ± 0.6
	1600 - 2500 µm	8.1 ± 1.1	2.76 ± 0.02	0.87 ± 0.02	1.4 ± 0.01	n.d.	1.2 ± 0.1	2.4 ± 0.2
Cr	<500µm	2.9 ± 0.1	1.41 ± 0.04	n.d.	1.0 ± 0.05	2.0 ± 0.2	40.6 ± 4	52.4 ± 11.1
	500 - 1600 µm	1.1 ± 0.4	2.1 ± 0.02	n.d.	1.2 ± 0.1	3.3 ± 0.3	54.4 ± 3.2	44.8 ± 12.4
	1600 - 2500 µm	2.1 ± 0.2	1.4 ± 0.01	n.d.	1.56 ± 0.08	5.4 ± 0.5	64.4 ± 1.8	66.4 ± 10.2
Au (ppm)	<500µm	31.4 ± 3.2	21.8 ± 0.5	30 ± 0.2	290.0 ± 26.0	297.4 ± 32.4	320.7 ± 17.1	298.2 ± 12.2
	500 - 1600 µm	44.2 ± 5.1	34.4 ± 2.8	32.4 ± 1.0	310.1 ± 21.0	310.4 ± 26.6	314.6 ± 28.2	300.4 ± 38.8
	1600 - 2500 µm	26.4 ± 4.7	28.6 ± 6.1	44.1 ± 4.4	243.8 ± 33.1	246.4 ± 41.4	286.1 ± 17.4	310.2 ± 24.2

n.d.: not detected

Table 4-5: Intrinsic value of copper and gold, and the total value of the discarded PCB.

Board type	Desktops	Computer parts	Desktops w/o components	Laptops	Mobile phones	Telecom 1	Telecom 2
Intrinsic value of Cu (%)	51.6	51.2	46.4	9.8	11.7	11.3	13.9
Intrinsic value Au (%)	41.3	41.3	51.6	89.0	86.9	85.8	83.2
Total intrinsic value of Cu and Au (%)	92.9	92.6	98.0	98.8	98.6	97.1	97.1
Total value of the board (EUR/kg)	2.4	1.2	2.4	12.3	12.7	13.0	13.7

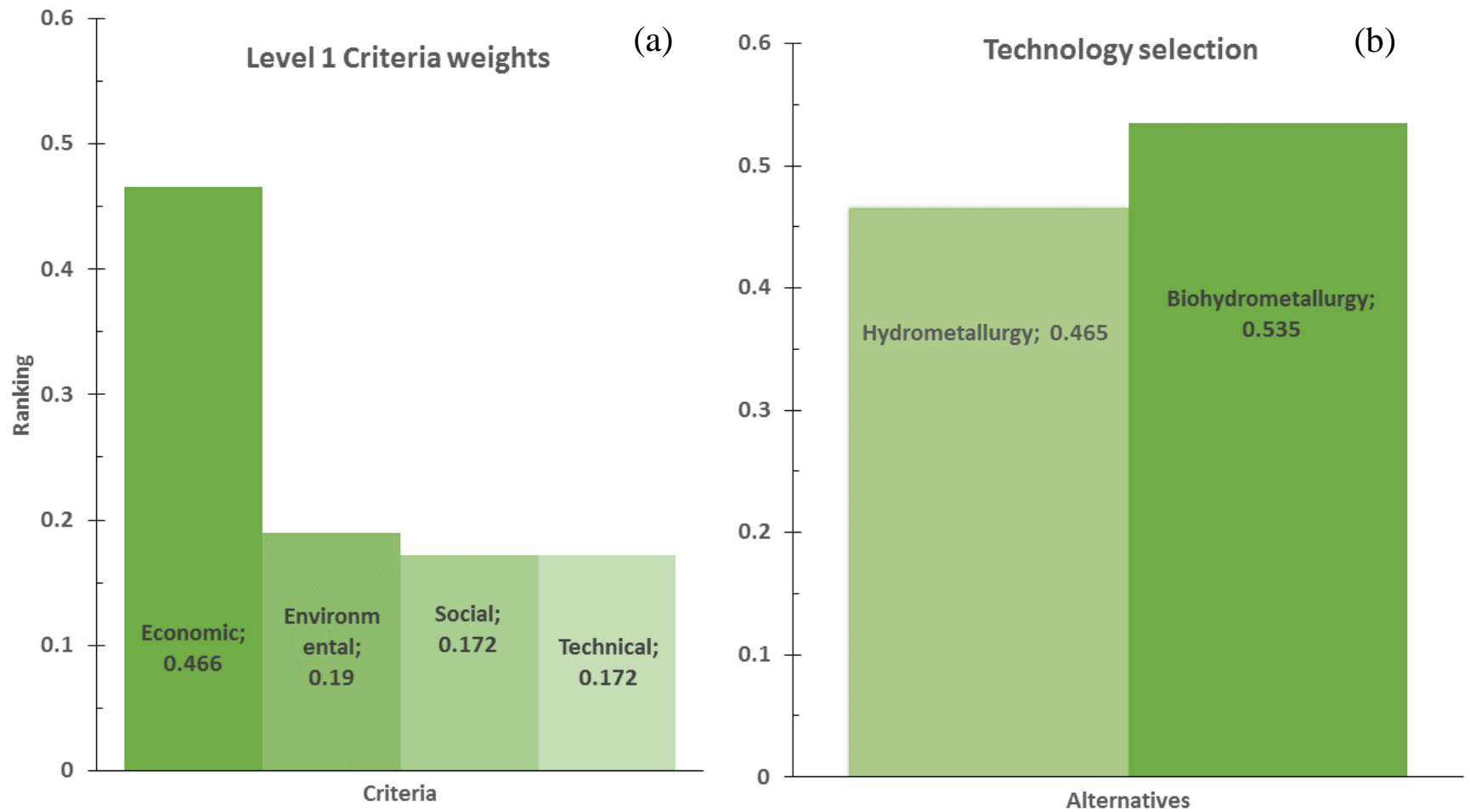


Figure 4-3: Multi-criteria analysis results of (a) overall weighting of the two selected alternatives, and (b) weights of the selected level 1 criteria.

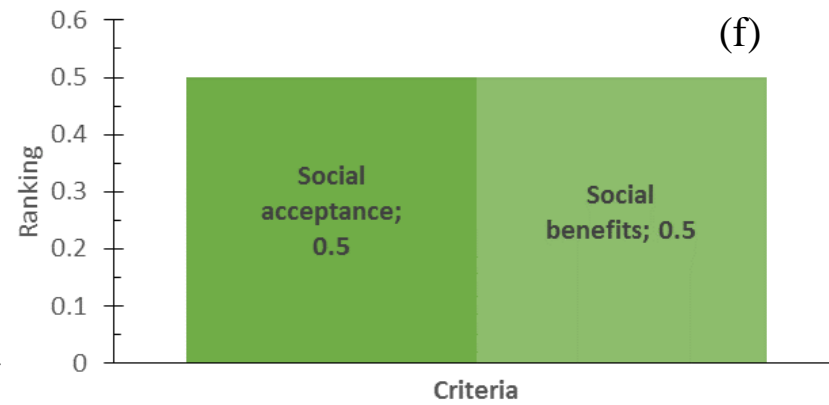
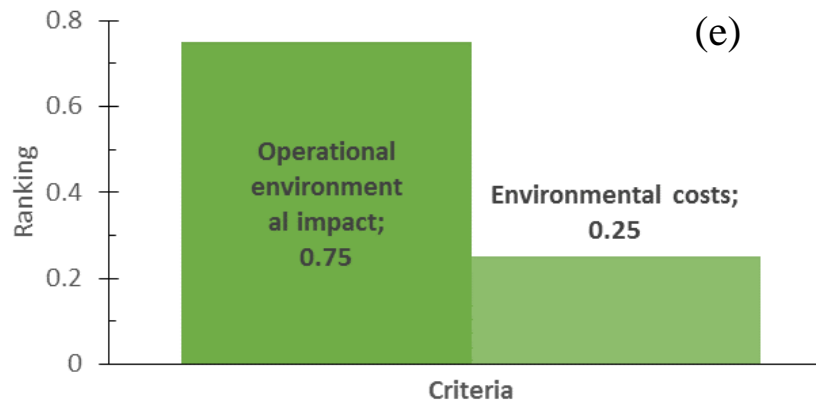
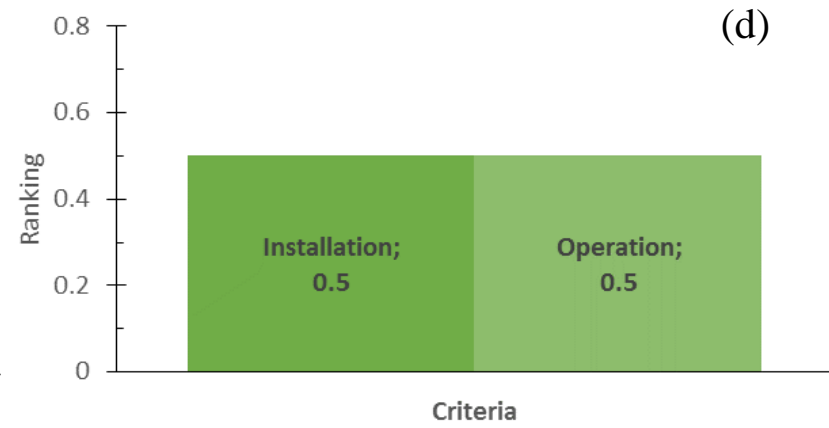
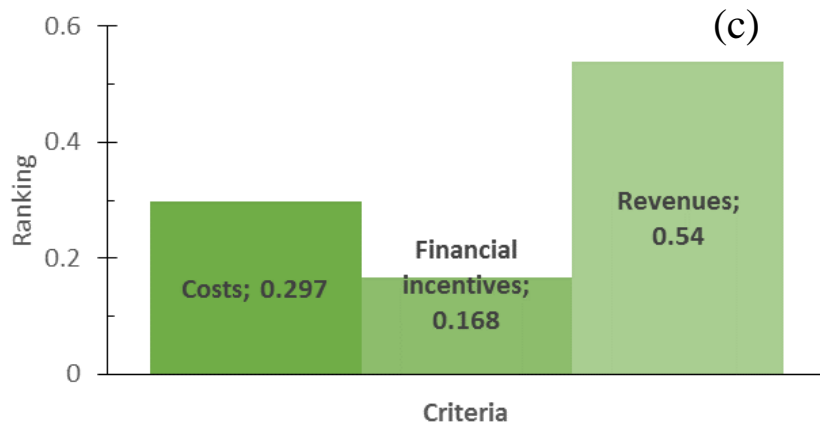


Figure 4-3 (continued): Weights of the sub criteria, C_1 economic, C_2 environmental, C_3 social, and C_4 technical respectively (c), (d), (e), (f).

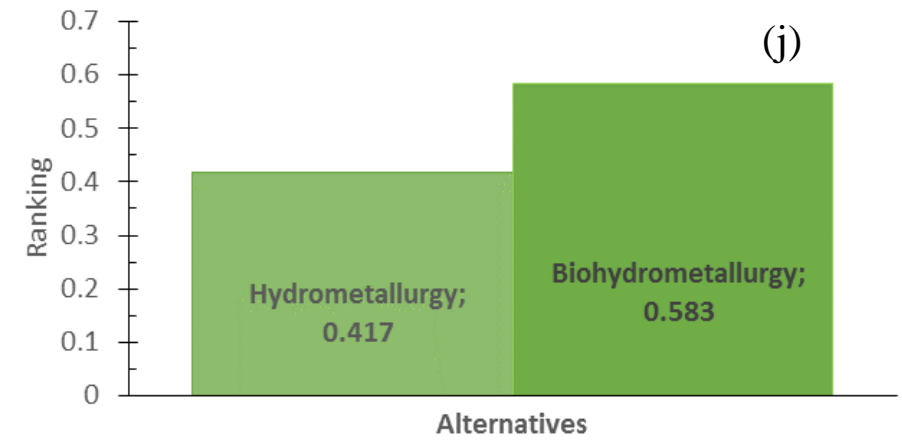
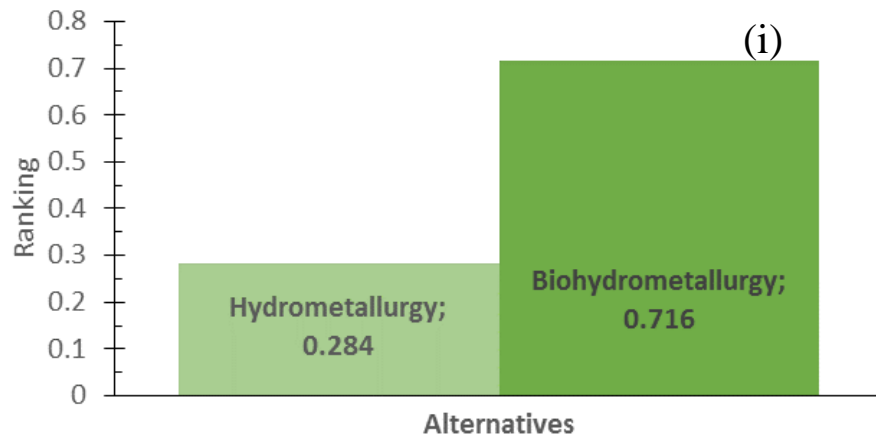
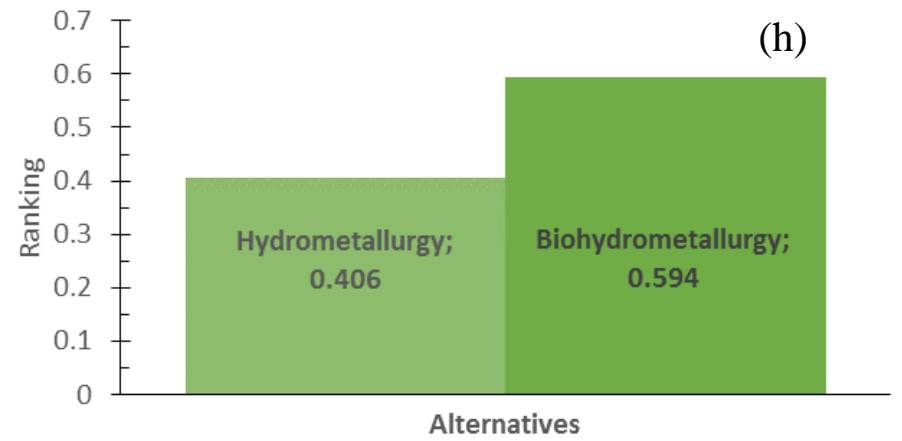
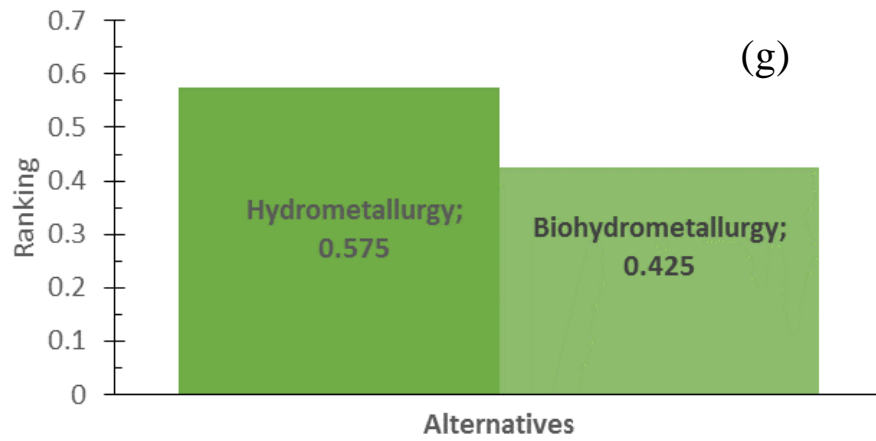


Figure 4-3 (continued): Weights of the two alternatives for C₁ economic, C₂ environmental, C₃ social, and C₄ technical sub-criteria (g), (h), (i), (j).

Copper (Cu) is the predominant metal in PCB due to its high electrical conductivity. The variation of Cu concentrations in various PCB stems from the type of board (single layer or multi-layer), year of manufacture (Yamane et al., 2011) and assay method (Chapter 3). The concentration of individual metals varied between particle sizes of the same PCB type (Table 4-4). Also, more advanced boards, i.e. the ones manufactured at an earlier date, e.g. before 2000s, included higher metal concentrations compared to the older ones. Boards of all kinds have observably decreased in size and multi-layered boards are more commonly used (Marques, 2013). As a results, more compact products emerged, thus an increase in Cu concentration in similar PCB can be observed throughout the years (Ghosh et al., 2015). Gold (Au), along with other precious metals, is used as a thin layer contact material in PCB due to its chemical stability. A significant amount of Au is concentrated on the CPU (Birloaga et al., 2013). Discarded PCB contain up to 100 times higher concentrations of Cu and Au than natural ores (Akcil et al., 2015). Therefore, discarded PCB are as a promising secondary source of Cu and Au. The combined intrinsic value of these metals totaled up to 96.8% of the total potential value of the boards. Therefore, efficient and metal-specific recovery of these two metals must be of priority.

Mobile phone PCB, due to their compact size and design, have higher concentrations of relatively more valuable metals such as Cu, Ni, Cr and Au, but lower concentrations of Fe and Pb. This is a result of advancing board technologies and soldering techniques, as well as restrictions on the usage of certain substances, e.g. Pb as per the restrictions dictated by several directives, such as the Restriction of Hazardous Substances Directive (RoHS Directive 2002/95/EC) by the European Commission. For the metal assay of PCB, microwave-assisted digestion is a rapid and accurate technique. Measurement of metals in environmental samples using microwave-assisted digestion methods that yield virtually-total metal content while avoiding the use of hydrofluoric acid (HF) on a siliceous dominated matrix (Hassan et al., 2007). Recoveries of other elements such as Cr and Ni compared well with 'near-total' recoveries yielded by conventional (non-MW assisted) acid digestion methods (Robinson et al., 2009).

4.4.2 Importance of particle size in the metal extraction step

The particle size has a negative correlation with the metal removal efficiency, and high particle sizes may lead to a poor metal extraction efficiency (Young and Veasey, 2000). This applies to both hydrometallurgical or biohydrometallurgical processing of WEEE, in which a physical

contact with the leachant on the material is required. As the surface area increases with decreasing particle size, the contact between the metal-bearing waste particles and the leachant in the leaching medium increases, thus leading to a higher metal extraction efficiency. Moreover, in a subsequent biohydrometallurgical process, microbial cells attach to the waste material, which enhances the metal removal efficiency and bioleaching rate in biohydrometallurgical processes (Silva et al., 2015). However, over-crushing and excessive sieving cause either loss on comminution (LoC) or accumulation of the material on the sieve (Chancerel et al., 2009; Yoo et al., 2009). Current design for crushers lead to a loss of metals during pretreatment (Ueberschaar and Rotter, 2015). Thus, a balance between an appropriate amount of crushing and selection of the correct particle size is required. A few studies investigated the advanced pretreatment of the waste PCB material using electrostatic (Eddy-current) and gravity based techniques (Ruan et al., 2014). These techniques might prove useful provided that minimal loss of valuable metals is achieved. Nonetheless, manual crushing and sieving is not realistic in a full-scale plant, and a novel strategy for the optimization of the physical pretreatment step is required.

4.4.3 Technology selection for metal recovery

Evaluation of multiple economic, environmental, social and technological criteria, and the consequences of full-scale application enable to take a strategic decision in technology selection at an early stage of development (Cundy et al., 2013). MCA is increasingly applied to emerging waste management and resource recovery technologies with the aim to provide an analytical decision-support tool (Huang et al., 2011). The AHP method is useful when a multi-dimensional and complex technological selection goal is concerned, which typically involves a range of conflicting criteria featuring different forms of data and information. Such an assessment at an early stage of development allows for investigation and integration of the interests and objectives of multiple criteria through the input of both quantitative and qualitative data.

Application of MCA provides support in technology selection by considering various factors. Such decision making support methods may be a vital component in substantiating the metals recovery scenarios and to facilitate the process of selecting different technologies. The output of the AHP method for technology selection at an early stage of research deals with the complexity of the multi-factor and criteria setting by providing throughput communicable information. It allows objectivity and inclusiveness of various dimensions of sustainable development. Multi-criteria decision-making models, like the one developed here, can be used

to assess, compare and rank different metal recovery technologies in a transparent way based on a comprehensive set of technical, environmental and social criteria. Uncertainty is inherent to most MCA and is not easily remediated. The uncertainty in the input information going into a MCA can be reduced through careful evaluation of the available data sources to ensure that e.g. the inputs are representative of the study context and that the underlying assumptions behind the inputs are consistent.

In this study, biohydrometallurgy is conclusively found to perform well when the selected 4 Level 1 criteria, and the 22 Level 2 and Level 3 sub-criteria are concerned. This technology is an emerging and promising alternative with low impacts on amenity, high public acceptance, high potential for innovation and still have the potential to deliver adequate technical performance. Despite its relative frail economic strength, which may explain the relatively slow uptake of these technologies, the biohydrometallurgy alternative should be offered great incentives owing to its eco-innovation potential, environmental friendliness and vast improvement potential. Although conventional hydrometallurgical routes could perform economically better, owing to their established sound processes and higher efficiencies, biohydrometallurgical routes are generally better suited for the Level 1 criteria rather than economic (C_1) factors (Figure 4-3). Thus, a shift towards an increasing use of biohydrometallurgical processes for metal recovery can be expected. This does, however, not imply the negligence or takeover of the established conventional chemical technologies.

Nevertheless, the selection of biohydrometallurgy as the best alternative must be judged cautiously. This is a novel technology for which a small number of industrial applications for primary ores exist up to date, and many fundamental concepts remain unexplored. Besides, it was not initially conceived as a process for the treatment of secondary waste, but for the primary metal-bearing minerals, given the natural ability of the microbes to process metal ores. Further, it must be remarked that only social and environmental criteria were the main influence to obtain this ranking. Nevertheless, the selection of one or another metal recovery alternative would be conditioned by emerging new technologies, the resources availability as well as by social, political or economic aspects that were not considered in this study. Nevertheless, the selection of one or another metal recovery alternative would be conditioned by the TRL and resources availability as well as by social, political or economic aspects.

4.5 Conclusions

A modified metals characterization method for discarded PCB was applied to various waste materials from various sources. The discarded PCB contained 9.3% - 38.4% (by weight) of Cu, and 21 - 320 ppm of Au, along with considerable concentrations of Fe, Al, Ni, Zn, and Cr. Cu and Au constituted a total of 91.3 and 96.8% of the total value of the waste material and the discarded PCB is a very promising secondary source of these two metals. The concentration of Au was the decisive factor in the total value of the discarded boards and its concentration was the main factor in the total value of the boards. The concentrations of the other metals were considerably high as well, however their fraction was economically neglectable, not exceeding 1% of the total value. On the other hand, their presence and abundance is of importance in the development of a sustainable metal-selective recovery technology.

Extraction of metals from the waste materials is an essential process in metal recovery from WEEE. This MCA study revealed that the biohydrometallurgical route is slightly preferred over hydrometallurgical routes ($0.535 > 0.465$, Figure 4-3a) in technology selection for sustainable metal recovery from WEEE. Despite its relative poor performance in the most relevant economic criterion, its overall weight was slightly higher owing to its better environmental and social profile. Conclusively, the application of MCA in technology selection is a useful method to select among various technology alternatives. It gives a detailed numerical analysis of a technology selection methodology. It is expected that the use of MCA and complexity of the analysis will increase in future.

Chapter 5

Bioleaching of copper and gold from discarded printed circuit boards

This chapter is based on: Işıldar, A., van de Vossenberg, J., Rene, E.R., van Hullebusch, E.D., Lens, P.N.L., 2016. Two-step bioleaching of copper and gold from discarded printed circuit boards (PCB). *Waste Manag.* 57, 149–157. doi:10.1016/j.wasman.2015.11.033.

Abstract

An effective strategy for environmentally sound biological recovery of copper and gold from discarded printed circuit boards (PCB) in a two-step bioleaching process was experimented. In the first step, chemolithotrophic acidophilic *Acidithiobacillus ferrivorans* and *Acidithiobacillus thiooxidans* were used. In the second step, cyanide-producing heterotrophic *Pseudomonas fluorescens* and *Pseudomonas putida* were used. Results showed that at a 1% pulp density (10 g/L PCB concentration), 98.4% of the copper was bioleached by a mixture of *At. ferrivorans* and *At. thiooxidans* at pH 1.0-1.6 and ambient temperature ($23 \pm 2^\circ\text{C}$) in 7 days. A pure culture of *P. putida* (strain WCS361) produced $21.5 (\pm 1.5)$ mg/L cyanide with 10 g/L glycine as the substrate. This gold complexing agent was used in the subsequent bioleaching step using the Cu-leached (by *At. ferrivorans* and *At. thiooxidans*) PCB material, 44.0% of the gold was mobilized in alkaline conditions at pH 7.3-8.6, and 30°C in 2 days. This study provided a proof-of-concept of a two-step approach in metal bioleaching from PCB, bacterially produced lixivants.

5.1 Introduction

Waste electrical and electronic equipment (WEEE) is generated at an exponentially increasing rate. Global WEEE generation was estimated to reach 41.8 million tons in 2014, and forecasted to rise to 50 million tons in 2018 (Baldé et al., 2015). In the EU-27, 19.1 kg per inhabitant is generated, a total of 9.8 million tons in 2013 (StEP, 2015). It makes up 2-3% (up to 8% in the developed economies) of municipal waste (B. H. Robinson, 2009; Widmer and Oswald-Krapf, 2005). Various substances found in WEEE, i.e. heavy metals (copper, chromium, lead, nickel, zinc, etc.), brominated flame retardants (BFRs), polybrominated diphenyl ethers (PBDEs), and chlorofluorocarbons (CFCs) pose a serious threat to the environment and public health when improperly disposed (Tsydenova and Bengtsson, 2011). In the EU, only 33% of WEEE is reported to be treated properly (Torretta et al., 2013). In addition, 13% of the collected WEEE is not reported as being processed, presumably it has been treated under substandard conditions (Breivik et al., 2014). In addition to being very hazardous, WEEE, and in particular printed circuit boards (PCB), contain high concentrations of metals (Ghosh et al., 2015). Previous studies have reported concentrations in the range of (g/kg): 100 - 350 Cu, 10 - 100 Fe, 10-50 Al, 1-10 Ni, along with 0.01-0.035 Au, 0.02-0.150 Ag and 0.01-0.12 Pd (Cui and Forsberg, 2007; Veit et al., 2006; Yamane et al., 2011). Metal recovery from PCB, a secondary source,

can support the conservation of primary sources and prevent environmental degradation while contributing to a transition to a circular economy (Wang and Gaustad, 2012).

Various metal recovery methods from WEEE are available, including smelting, acid leaching and bioprocessing, each of these methods having their own limitations (Cui and Zhang, 2008; Ilyas and Lee, 2014a). Recovery of metals is not easy due to the prevalence of many different types of substances integrated into the PCB (Tanskanen, 2013). Bioprocessing, including several microbially induced processes e.g. bioleaching, bioreduction and biosorption, attract interest for metal recovery from waste materials due to their environmental-friendly and cost-effective nature. A wide range of chemolithotrophic (Xiang et al., 2010), heterotrophic (Chi et al., 2011), and thermophilic (Ilyas et al., 2007) bacteria as well as fungi (Brandl et al., 2001) have been tested for their ability to mobilize base metals, e.g. Cu, Zn, Fe, Ni, and precious metals, e.g. Au, Ag, Pd, Pt from discarded PCB through various mobilization mechanisms. Bioleaching media are inoculated with cultures of chemolithotrophic acidophilic iron- and sulfur-oxidizing microorganisms where biogenic sulfuric acid and ferric iron act as lixivants via respectively, acidolysis and redoxolysis bioleaching mechanisms (Lee and Pandey, 2012). In these mechanisms, metals are mobilized to their ionic state in aqueous solution by proton attack via formation of acids (acidolysis) or oxidation/reduction reactions (redoxolysis). Heterotrophic cyanide producing microorganisms produce free cyanide (CN^-) which complexes and mobilizes metals through a disparate dissolution mechanism, termed complexolysis (Brandl, 2008).

In this study, bioleaching of Cu and Au from discarded PCB in a two-step process was studied, in which redoxolysis, acidolysis and complexolysis mechanisms are involved. A number of studies on single-step direct Au (Bas et al., 2013; Zhu et al., 2011) and gold (Chi et al., 2011; Natarajan and Ting, 2014) bioleaching have been reported. In order to further improve the yield of metal mobilization, as well as decrease lixiviant consumption, a novel two-step approach is proposed based on the different chemical properties and leaching mechanisms of base and precious metals. It builds on earlier studies, that showed that the removal of copper by biooxidation was found to improve gold recovery (Ting and Pham, 2009). Specific objectives of this work are (a) to establish an effective metal recovery strategy for discarded PCB, (b) to determine the efficiency of the successive application of acidophilic and cyanogenic bacteria to mobilize metals from these waste materials, and (c) to study the optimal process parameters for this two-step bioleaching of metals.

5.2 Materials and methods

5.2.1 Source and preparation of the waste material

Discarded electronic devices, namely desktop computers, laptop computers and cell phones, were collected from the IT department of UNESCO-IHE (Delft, the Netherlands) and SIMS recycling (Eindhoven, the Netherlands). Batteries, heat sinks and microprocessors were removed from the PCB of desktop computers and laptops. Parts of desktop computers, i.e. video cards and sound cards, were manually removed in order to determine their metal concentrations. Components of the boards such as connectors, capacitors, and integrated chips were removed using a thermal gun (Gamma, HG2000E, the Netherlands). The scrap PCB of various devices were grouped into 5 categories; namely desktop computer boards, computer parts, desktop computer boards without components, laptop computer boards, mobile phone boards. The PCB were washed with distilled water, cut manually, crushed by a cutting mill (Retsch 2000, Germany) and sieved (Fritsch, UK) to a particle size smaller than 500 μm . Ground PCB material was washed with distilled water and sterilized by tyndallization, heating the material three days in succession to 95°C and holding it at that temperature for 15 minutes, prior to each step of the bioleaching experiments.

5.2.2 Microorganisms and cultivation

Acidophilic strains of *Acidithiobacillus ferrivorans* (formerly known as *Acidithiobacillus ferrooxidans*, DSM 17398) and *Acidithiobacillus thiooxidans*, (DSM 9463) were ordered from the Leibniz Institute (DSMZ), Braunschweig (Germany). Cyanide producing strains *Pseudomonas putida* (WSC361) and *Pseudomonas fluorescens* (E11.3) were kindly provided by Dr. Peter Bakker from Utrecht University (the Netherlands). The *Acidithiobacillus* strains were grown in a mineral medium containing (g/L): $(\text{NH}_4)_2\text{SO}_4$ (2.0), $\text{MgSO}_4 \cdot 7\text{H}_2\text{O}$ (0.25), KH_2PO_4 (0.1), KCl (0.1), $\text{FeSO}_4 \cdot 7\text{H}_2\text{O}$ (8.0), and S^0 (10.0) (Brandl et al., 2001). The pH was set to 2.5 with sulfuric acid. The cultures were inoculated with 5% (v/v) in 100 mL growth medium in 300 mL Erlenmeyer flasks and incubated at 30°C at a rotation speed of 150 rpm for 7 days prior to the bioleaching experiments.

Cyanogenic strains were grown in nutrient broth containing (g/L): meat extract (1.0), yeast extract (2.0), peptone (2.0), and NaCl (5.0) for subculturing and in glycine-supplemented medium (Shin et al., 2013) for cyanogenic activity and bioleaching tests. The cultures were subcultured with 1% (v/v) in 100 mL growth medium in 300 mL Erlenmeyer flasks and

incubated at 30°C at a rotation speed of 150 rpm. Grown cells were enumerated using the viable count method, with a setup consisting of 9 consecutive tubes and up to 10 dilutions followed by the spread plate method (Starosvetsky et al., 2013). Acidophiles were plated on *Thiobacillus* agar (g/L): (NH₄)₂SO₄ (0.4), MgSO₄·7H₂O (0.5), CaCl₂ (0.25), KH₂PO₄ (4.0), FeSO₄·7H₂O (0.01), Na₂S₂O₃ (5.0) and agar (12.5). The activity of *Acidithiobacillus* strains was monitored indirectly by measuring pH in the bioleaching medium. Cyanogenic bacteria were plated on peptone agar (g/L): peptone (10.0), NaCl (5.0) and agar (12.0) as described by Campbell et al. (2001). Growth of the *Pseudomonas* strains was monitored by measuring optical density (OD) at 600 nm.

5.2.3 Copper bioleaching experiments

Various concentrations (0.5, 1, 2.5, 5%, w/v) of ground PCB waste (<500 µm) were added to 100 mL of bioleaching medium containing active growing cultures ($1.2 \pm 0.4 \times 10^8$ CFU/mL) in 300 mL Erlenmeyer flasks on an orbital shaker (Brunswick Innova 2000, USA). Operating conditions of temperature, agitation rate, and leaching period were set to ambient temperature ($23 \pm 2^\circ\text{C}$), 150 rpm, and 480 h, respectively. Control experiments were carried out with non-inoculated bioleaching medium. pH, oxidation reduction potential (ORP) and Cu concentration of the leachate solution were monitored periodically. Each flask experiment was done in triplicate.

5.2.4 Gold mobilization experiments

The residue of the first bioleaching step was collected, filtered (cellulose filter, Whatmann, UK) left to dry overnight, and sterilized by tyndallization as described in 5.2.1. Active growing cultures ($2.1 \pm 0.5 \times 10^9$ CFU/mL) of *Pseudomonas putida* and *Pseudomonas fluorescens* were inoculated with 1% (v/v) growth medium described in 5.2.2 with supplementation of various concentrations of glycine (5, 7.5, 10 g/L). The sterilized material was then subjected to secondary bioleaching by adding the dried residue of the first bioleaching step to cultures of cyanogenic bacteria at the point of maximal cyanide generation. Operating conditions of temperature, agitation rate, and leaching period were set to 30°C, 150 rpm, and 120 h, respectively.

Chemical cyanide leaching experiments from virgin material and residues were carried out by adding the material at various pulp densities (0.5, 1, 2.5%, w/v) and cyanide concentrations (10, 25, 50, 100, 1000 mg/L). Operating conditions of temperature, agitation rate, and leaching

period were set to ambient temperature ($23 \pm 2^\circ\text{C}$), 150 rpm, and 60 h, respectively. Each flask experiment was done in duplicate.

5.2.5 Characterization of discarded PCB

A modified EPA method (3052-1996: Microwave assisted acid digestion of siliceous and organically based matrices) was used for characterization of the PCB material. 0.5 g of the crushed sample was added to 12 mL of nitro-hydrochloric acid, a mixture of concentrated hydrochloric acid and nitric acid, at a ratio of 3:1 (v/v), respectively, in a laboratory microwave accelerated reaction unit (CEM Duo Temp Mars 5, USA). The mixture containing acid and the sample was gradually heated up to 175°C in 5.5 min and remained at 175°C for 9.5 min in fluorocarbon polymer microwave reaction vessels (CEM, MarsXpress, USA). After cooling, the vessel contents were filtered (Whatmann, G/C) twice, serially diluted, and analyzed for metal concentrations. The final solid residues were also examined using optical microscopy (BX63, Olympus, Japan), binocular microscopy (SZ61, Olympus, Japan) as well as scanning electron microscopy (JSM-6010LA, JEOL, Japan).

5.2.6 Detection of cyanide production by the cultures

Detection of the cyanide production ability of *Pseudomonas* cultures was done using a modified colorimetric method (Knowles, 1976). Nutrient agar supplemented with glycine was poured into petri dishes and inoculated with active growing *Pseudomonas* cultures. Sterile filter paper soaked in 0.5% picric acid solution was fixed to the underside of the Petri dish lid (Figure 5-1). The dishes were sealed with paraffin film and incubated at 30°C . Biologically produced free cyanide ions (CN^-) were measured by a potentiometric method with an ion selective electrode (ELIT 8291, Nico 2000, UK) and titrated against standard AgNO_3 solution as described by Zlosnik and Williams (2004). Measurements of CN^- were made by connecting the electrode to a pH meter (WTW 341i, Germany) set to read on mV. Calibrations (0.1 - 1000 mg/L) were carried out prior to CN^- measurements. To measure biogenic cyanide, cultures were grown into stationary phase and aliquots of 5 mL were sampled from the medium. Supernatant was collected by centrifugation at 12,000 g for 10 min at 4°C . To minimize contamination of the electrode, the supernatant was passed through a membrane filter with pore size $0.45 \mu\text{m}$ prior to CN^- measurement. The pH of the supernatant was set to around pH 12 using 5 M NaOH (10 mL/l) to bring it within the optimal pH range of the electrode (pH 11 - 13).




Figure 5-1: Pseudomonas putida strains spread-plated on nutrient medium supplemented with glycine in pet dishes with lids including filter papers soaked in 0.5% Picric acid after (a) 24 hours (b) 48 hours and (c) 72 hours.

5.2.7 Analytical methods

Metal analyses were performed by inductively coupled plasma mass spectrophotometry (ICP-MS) (X series 2, Thermo Scientific, USA) for waste characterization as described by Koliaş et al. (2014). Periodic Cu measurements were carried out by atomic absorption spectrophotometer (AAS) (Varian 200, USA) at 324 nm wavelength. Prior to analysis, the samples were centrifuged at 12,000 g for 10 min, acidified and stored at 4°C. Au measurements of biological samples were carried out by sampling aliquots of 5 mL from the bioleaching medium, centrifugation at 12,000 g for 10 min at 4°C and digestion with nitro-hydrochloric acid at 95°C for one hour. The evaporation loss was compensated by adding ultrapure water to the aliquot.

The final digestate was acidified with 1% HCl (37%) and diluted prior to Au measurements. pH and ORP was measured by Ag/AgCl reference electrodes (SenTix 21, WTW, Germany and QR481X, Qis, the Netherlands) as described by Plumb et al. (2008) and Zhao et al. (2015) respectively. pH electrode was connected to a pH meter with multiple display. ORP electrode was connected to a displayer to read the oxidation reduction potential of the solution. All measurements were done in triplicate and the measurements were statistically analysed for standard error. The electrodes were calibrated periodically for quality analysis and quality control (QA/QC).

5.3 Results

5.3.1 Copper bioleaching by acidophiles

Cu was mobilized from the waste PCB with an efficiency of 94%, 89% and 98% by pure cultures of *At. ferrivorans*, *At. thiooxidans* and a mixture of both, respectively, at 1% (10 g/L) pulp density. Figure 5-2 shows the bioleaching profile of Cu and pH at 1% pulp density. Higher loads of waste material showed a lower bioleaching efficiency coupled to an increase of pH. The bioleaching efficiency of Cu from waste PCB at various pulp densities of 0.5, 1, 2.5 and 5% (w/v) is given in Figure 5-3. A pulp density below 2.5% was more efficient with regard to Cu yield in solution and mobilization efficiency. Very low Cu mobilization was observed in the sterile control which could be attributed to the addition of sulfuric acid in the bioleaching medium (data not shown). PCB are inhibitory on bacterial activity due to its various hazardous compounds such as heavy metals, phenols, and BFRs (Liang et al., 2010). In order to mitigate PCB toxicity on the bacteria, as well as to favor bioleaching conditions, a pre-growth method was applied. Acidophiles were first incubated in the bioleaching medium in the absence of waste material until the cultures were established for optimal bioleaching conditions of low pH and high oxidation reduction potential (ORP).

Subsequently, the PCB was added in various concentrations. In bioleaching systems, bacterial activity can be monitored by measuring pH and ORP. These two parameters indicate the involvement of acidolysis and redoxolysis mechanisms. The pH decreased with the oxidation of elemental sulfur and formation of sulfuric acid indicating acidophilic activity (Figure 5-2). At the end of the pre-growth period of the pure cultures *At. ferrivorans*, *At. thiooxidans* and the mixed co-culture, the pH had dropped to 1.45 ± 0.1 , 1.1 ± 0.1 and 0.95 ± 0.1 , respectively (Figure 5-2a, b and c). The pH profile at various pulp densities (0, 0.5, 1, 2.5 and 5%) is shown in Figure 5-3b. The pH observably increased after addition of the waste material due to its alkaline nature (Brandl et al., 2001). At pulp densities of 2.5% and higher, the pH did not drop down to acidic levels (pH < 2.5) in which acidophiles thrive optimally. Microorganisms thrived well at a pulp density of 1% and below. The ORP increased with the formation of sulfuric acid and oxidation of ferrous to ferric iron indicating acidophilic activity. The ORP profile showed a similar trend to pH, where a response was observable with the addition of waste material followed by a steady state condition where bacteria retained optimal bioleaching conditions (Figure 5-3c).

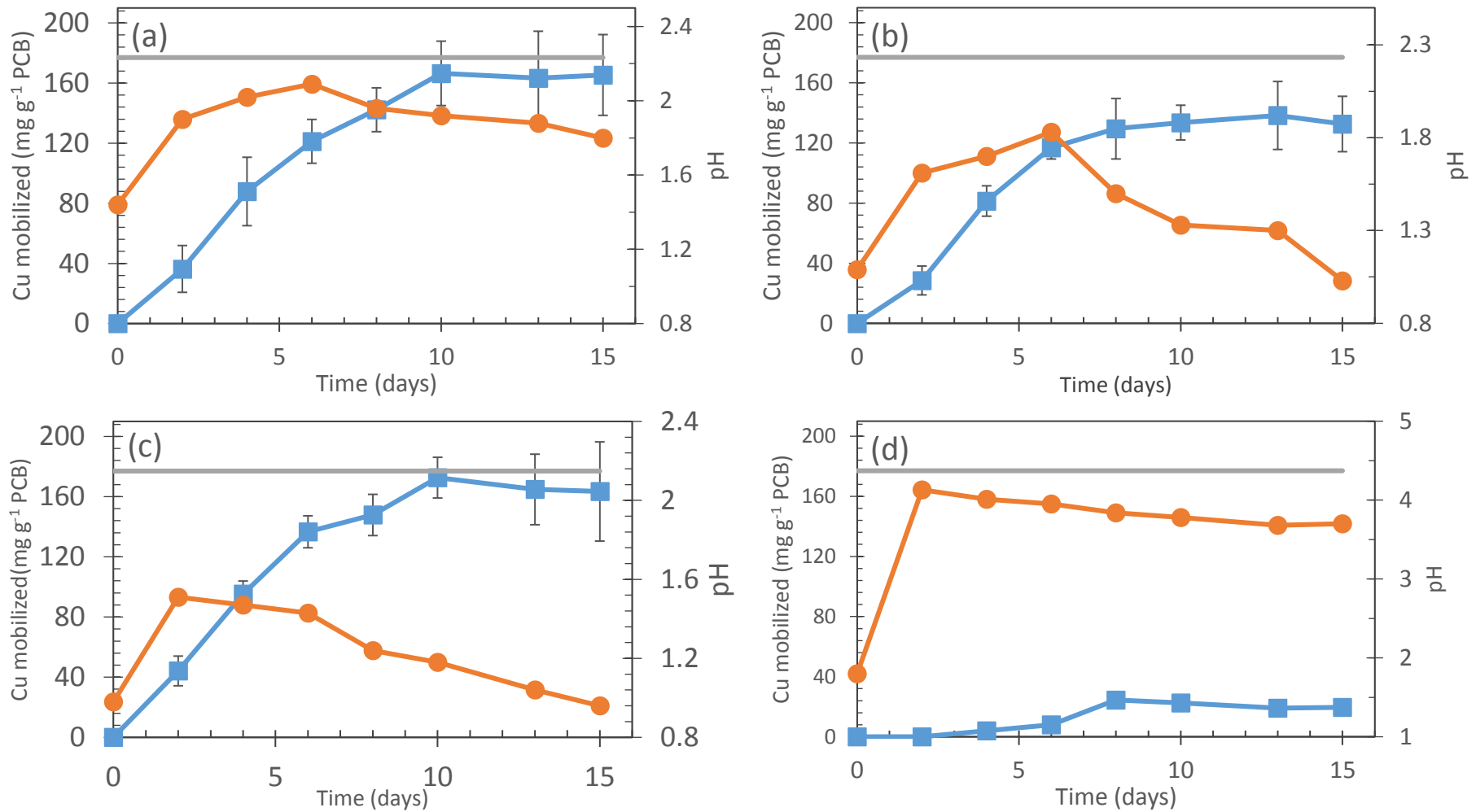


Figure 5-2: Bioremediation profile of copper (●) and pH (■) by cultures of (a) *At. ferrivorans*, (b) *At. thiooxidans*, (c) mixture of *At. ferrivorans* and *At. thiooxidans* and (d) non-inoculated control at 1% pulp density. Standard errors are within 0.2 pH units. Straight lines indicate 100% copper mobilization.

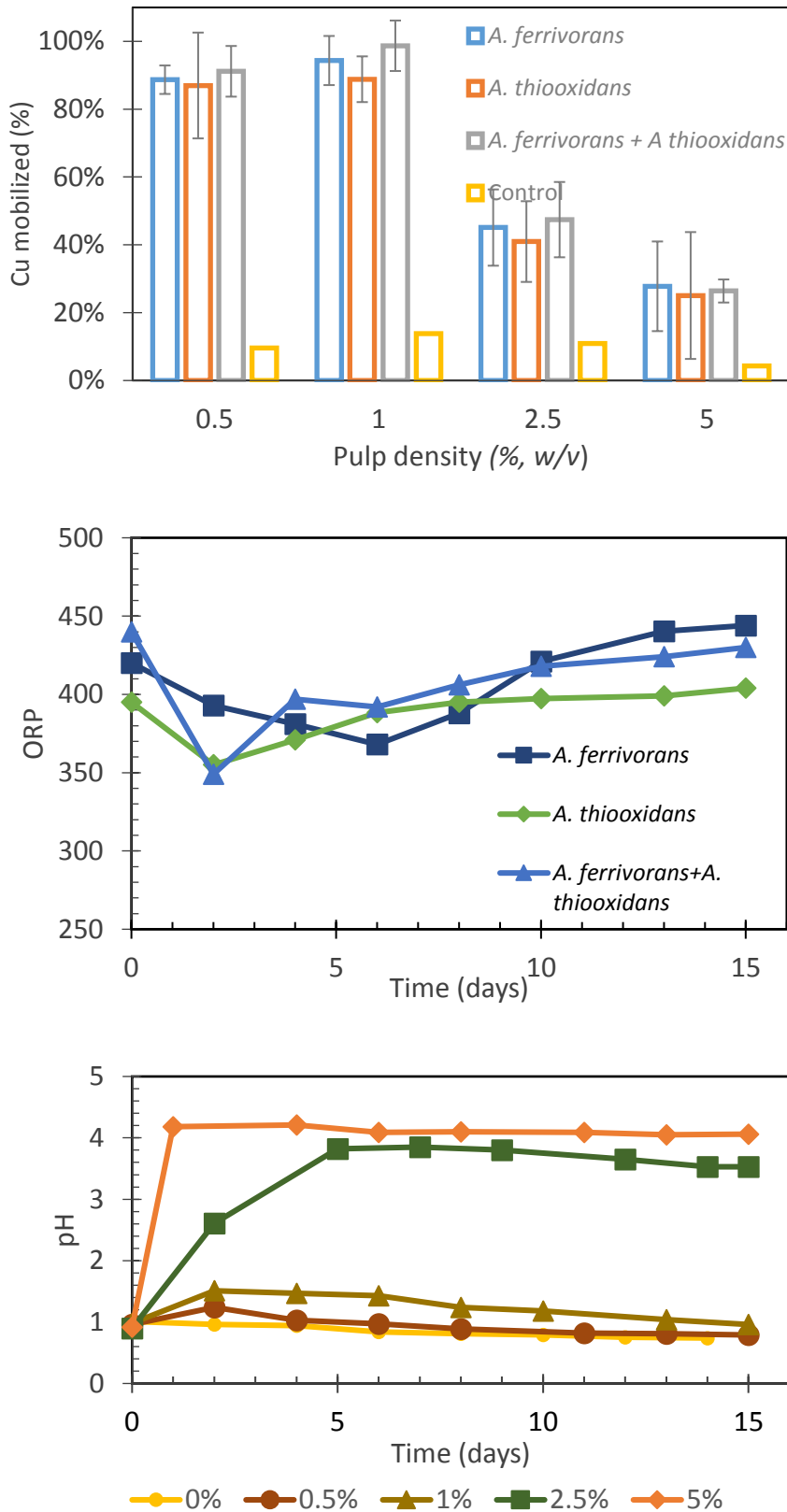


Figure 5-3: Final copper mobilization efficiency of the bioleaching cultures at various pulp densities (a), pH (b) and ORP (c) profile at 1% pulp density. Standard errors are within 0.2 pH units and 25 mV for (b) and (c) respectively.

5.3.2 Morphology and chemical structure of the particulates

Binocular microscopic images and scanning electron microscope (SEM) micrographs of the crushed PCB revealed that the material is heterogeneous, with particles of varying sizes, shapes and textures. Many particles showed rod-like or polygonal shapes, with flakes on the surfaces, typical for an end-product of a cutting mill (Yoo et al., 2009). After bioleaching, the surfaces of the material had eroded, and removal of metallic particles was visually observable. Energy dispersive X-ray spectroscopy (EDS) analysis of the virgin material showed that they contained substantial non-metallic silicon and carbon fragments, materials which are used commonly in PCB. The pattern of the X-ray diffraction (XRD) analysis of the particulates of the virgin material, and after the first bioleaching step did not match any known natural mineral from the database. Mass balances of the metals were performed by assaying the concentrations in residues after the first and second bioleaching steps as per the method explained in section 5.2.5.

5.3.3 Cyanide production by *Pseudomonas* strains

The cyanogenic ability of the strains was confirmed by the colorimetric picric acid test with development of orange to red color from yellow (Figure 5-1). In these tests, *P. putida* (WCS 361) showed slightly more intense color than *P. fluorescens* (E11.3). This was confirmed by relatively higher cyanide production by *P. putida* than by *P. fluorescens* at 21.5 (\pm 1.4) and 15.5 (\pm 2.4) mg/L, respectively, under optimal precursor concentrations, as shown in Figure 5-4a and b. The biogenic cyanide yield by *P. putida* was correlated with the glycine concentration, whereas *P. fluorescens* provided a lower yield at a high glycine concentration, indicating an inhibitory effect of glycine above 7.5 g/L for this strain.

Cyanide production reached a maximal level at the late exponential and early stationary phases (Figure 5-4a and b). Subsequently, the cyanide concentration dropped at the late stationary and decay phases. The cyanide concentration was below the detection limit in negative control flasks without glycine addition. Similarly, Au bioleaching was not detected in negative control experiments in flasks that do not contain glycine. Glycine was the precursor of the biogenic cyanide in the media. Without the addition of glycine, no biogenic cyanide production occurred. Thus, no gold bioleaching was prevalent in these tests.

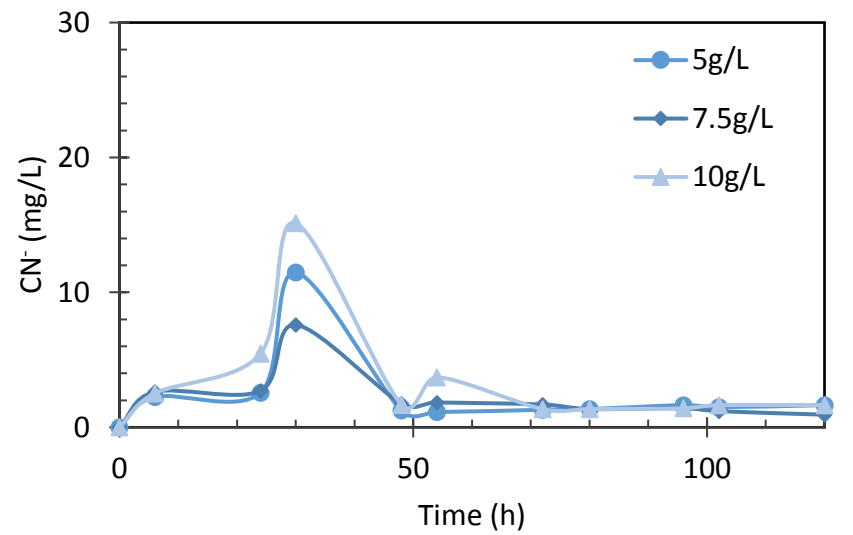
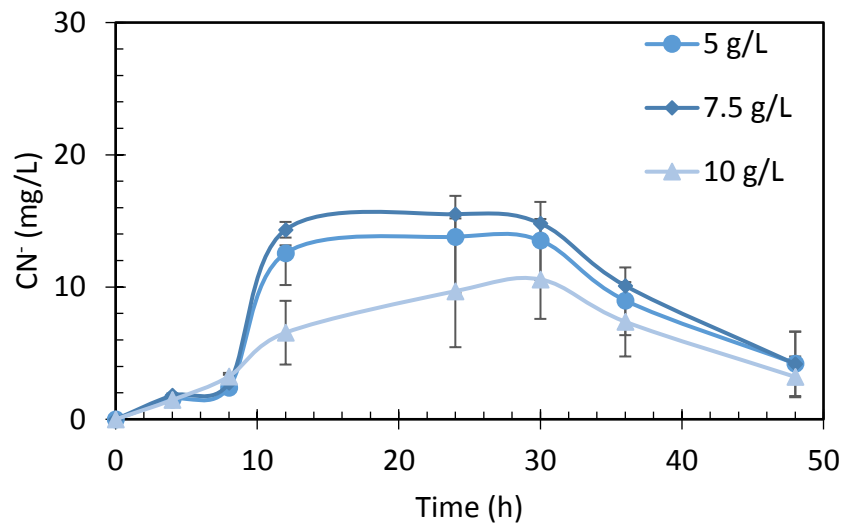
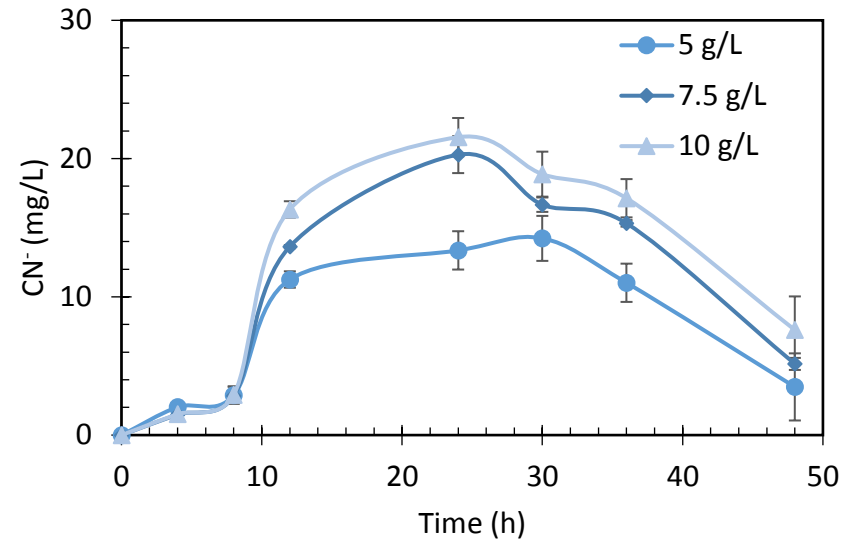
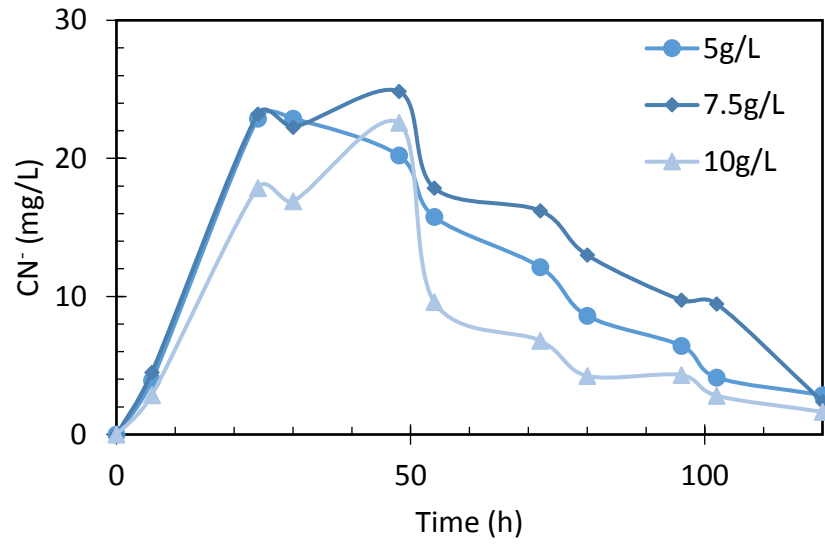


Figure 5-4: Cyanide production (a and b) and growth (c and d) of *P. putida* and *P. fluorescens*, respectively, at various glycine (5, 7.5, 10 g/L) concentrations. Standard errors for absorbance are within 0.15 units.

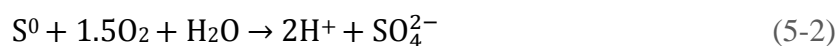
5.3.4 Mobilization of gold

A similar waste material addition strategy as for the first step was followed where the Cu-leached residue was added at the time of maximal cyanide production by the bacteria. Gold leaching using biogenic cyanide and chemical cyanide at various pulp densities is shown in Figure 5-5. At 0.5% pulp density, *P. putida* strains achieved the highest Au recovery of 44%, as shown in Figure 5-5d. Au was not detected in the sterile control throughout the entire bioleaching period, indicating that biogenic cyanide was the sole gold mobilization agent. In parallel, gold leaching experiments with chemical cyanide showed a direct positive correlation of the cyanide concentration with the gold mobilization efficiency (Figure 5-5c). A cyanide concentration at 100 mg/L (3.84 mM) leached all the gold ($113.1 \pm 11.2\%$) from the residual waste material. Direct cyanidation of the non-Cu-leached material with the same cyanide concentration (100 mg/L) at 1% pulp density leached $27.2 (\pm 5.9)\%$ and $36.0 (\pm 7.2)\%$ of the Au and Cu, respectively (Figure 5-5).

5.4 Discussion

5.4.1 Copper bioleaching from PCB by acidophiles

In bioleaching tests, a pregrowth strategy was applied, where microorganisms were cultivated in the absence of the waste material, allowing the cultures to establish and maintain optimal bioleaching conditions. This showed a shortened bioleaching duration and no lag phase before Cu dissolution as opposed to studies with direct inoculation (Xiang et al., 2010; Zhu et al., 2011). Cu bioleaching showed a logarithmic increasing trend followed by a decrease in the concentration curve, typical for bioleaching systems (Liang et al., 2013; Wang et al., 2009). Bioleaching of metals from non-sulfide wastes involves direct and indirect leaching mechanisms by biogenic ferric iron (Fe^{3+}) and sulfuric acid (H_2SO_4). Attached cells play a major role in the bioleaching of Cu from PCB (Nie et al., 2015a; Silva et al., 2015). The role of the acidophiles in these processes is to catalyze the oxidation of ferrous (Fe^{2+}) to ferric (Fe^{3+}) iron and elemental sulfur (S^0) to sulfuric acid:



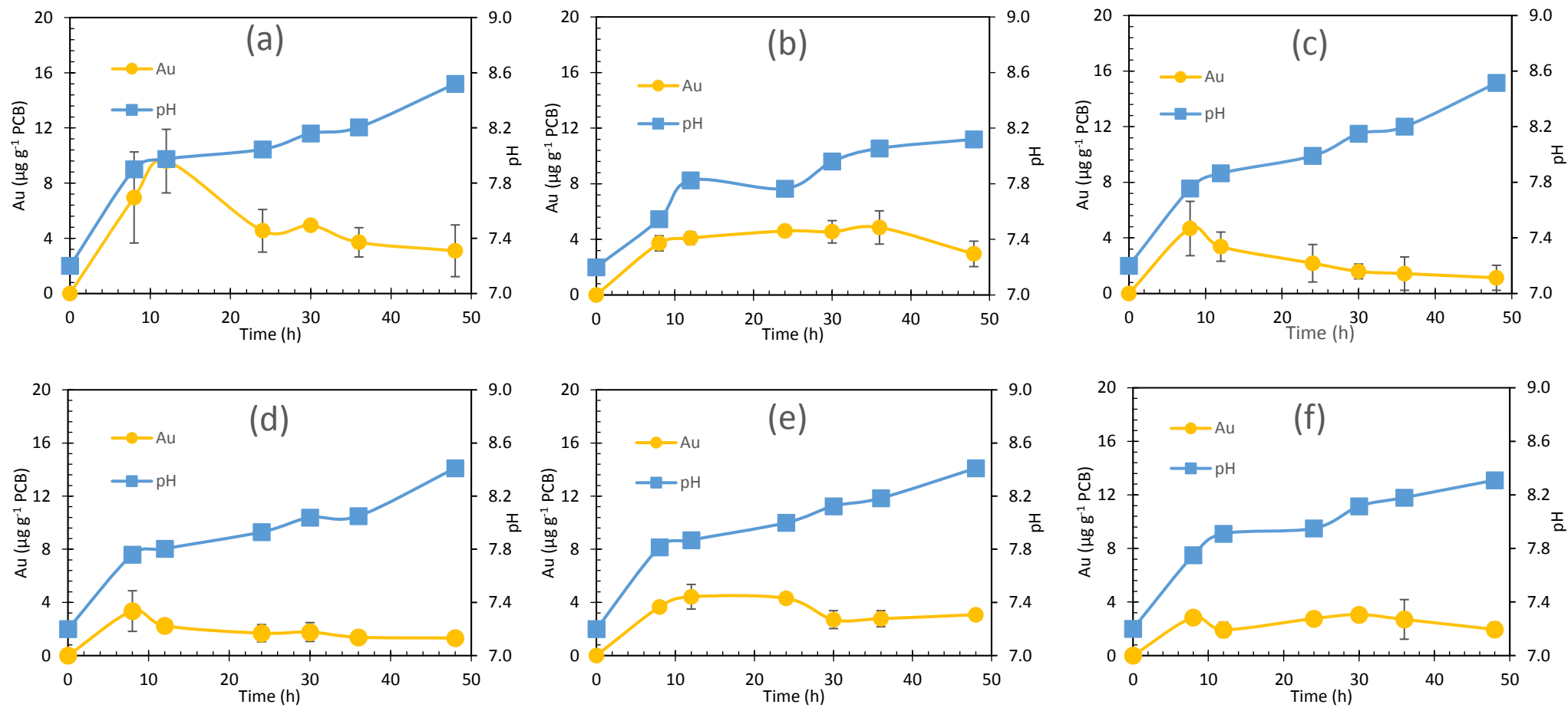
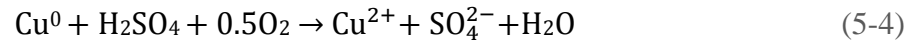
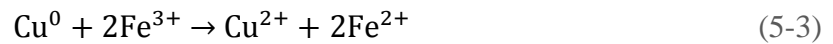


Figure 5-5: Gold mobilization of *P. putida* (a) and *P. fluorescens* (b) at 0.5% pulp density, chemical cyanide (c) at 1% pulp density and efficiency. Standard errors are within 0.25 pH units for (a) and (b).

The biogenic ferric iron (redoxolysis) and proton acidity (acidolysis) leaches the Cu from the PCB under low pH and high ORP conditions:



The alkalinity of the PCB and the oxidation of Fe^{2+} into Fe^{3+} resulted in an increase of pH and decrease of ORP. Evidently, bioleaching of PCB via redoxolysis and acidolysis mechanisms is an acid consuming process. Moreover, biologically induced conversion of Fe^{2+} into Fe^{3+} indicates a cyclic process as given in Equations (5-1) and (5-3).

A co-culture of iron and sulfur oxidizing acidophiles showed more extended Cu mobilization than the pure cultures for all the selected pulp densities (Figure 5-3a). This suggests a twofold advantage of the involvement of both leaching mechanisms, redoxolysis and acidolysis, as well as a positive cooperative bioleaching mechanism when the acidophiles coexist in the bioleaching co-culture. A higher bioleaching performance of acidophiles in mixed communities rather than single cultures has been shown for the bioleaching of minerals (Spolaore et al., 2011) and waste PCB material (Liang et al., 2010). Bioleaching microbes co-exist together in communities and symbiotically complement each other in biologically-catalyzed bioleaching of metals from their respective primary minerals.

Pulp densities of 2.5% or higher severely affected the viability of the microorganisms. Likely, the inhibition of microbial activity by an unidentified component of the PCB compromised the rate of metal mobilization. It has been argued that the metal ions leached from the waste material play the largest role in microbial inhibition by PCB components (Ilyas et al., 2007). On the other hand, the inhibitory effect may also originate from the organic fraction of the PCB (Zhou et al., 2013). Toxic effects of organic compounds on acidophiles, including aromatics and BFR, lead to decreased iron oxidation rates, and suppression of the CO_2 fixation enzymes (Stapleton et al., 1998; Tabita and Lundgren, 1971). Moreover, *Acidithiobacillaceae* can sustain concentrations up to 800 mM (20.8 g/L) of cuprous ions (Orell et al., 2010), the most abundant cation in the PCB leachate solution investigated. This finding highlights the likely toxicity of organics found in the discarded material on the acidophiles. Most acidophiles are resistant to very high concentration of metals in aqueous solutions.

5.4.2 Cyanide production and gold bioleaching by *Pseudomonas* strains

Our results are in good agreement with earlier literature reports on the cyanide concentration and the timeframe of the cyanide production (Campbell et al., 2001; Pradhan and Kumar, 2012; Ruan et al., 2014). Cyanide is produced as a secondary metabolite during the oxidative decarboxylation of glycine (Blumer and Haas, 2000). Biogenic cyanide production by *P. putida* is positively correlated with the glycine concentration, whereas *P. fluorescens* provided a lower yield at high glycine concentration, as shown in Figure 5-4b, indicating the inhibitory effect of glycine at 10 g/L for this strain. In addition, absorbance measurements showed a lower cell density at this precursor concentration (Figure 5-4d).

Following a peak of cyanide production in the late exponential and early stationary phases, the cyanide concentration decreased during prolonged incubation (Figure 5-4a and Figure 5-4b). Some cyanogenic soil bacteria including *Pseudomonas* are known to convert cyanide into β -cyanoalanine during the late stationary and decay phase (Knowles, 1976). Moreover, *P. fluorescens* utilizes cyanide as a nitrogen source and converts it to ammonia (Kunz et al., 1992). Decomposition of cyanide by bacteria might have possibilities for overcoming the toxicity issues. Finally, sensitive process control might be required in an up-scaled system, due to the relatively short duration of stable biogenic cyanide production.

Hydrocyanic acid (HCN) has a pK_a of 9.4 and the concentration of free cyanide (CN^-) in solution is highly dependent on pH. Cyanidation, the process of leaching metals with cyanide, is typically carried out in alkaline conditions at pH over 10.5 (Akcil et al., 2015). In our experiments, the biogenic cyanide process was observed to occur between pH 7.3 and 9.4, below the pK_a of HCN, which is partly volatile in its associated form. A decreased free cyanide concentration was possibly as a result of volatilization to HCN gas and its decomposition by *Pseudomonads* (Knowles, 1976). The increase of pH during Au bioleaching experiments, as shown in Figure 5-5, could favor the metal mobilization efficiency by increasing the chemical stability of CN^- in solution. Nevertheless, a biotechnological approach for Au recovery using biologically produced CN^- requires a balance between the chemical stability of the complexing/lixiviating agent and bacterial physiological requirements.

Chemical leaching of gold showed similarity with biogenic cyanide leaching in terms of the metal mobilization efficiency. The gold cyanidation reaction is as shown in Equation (5-5). Stoichiometrically, the cyanide concentration from bacterial cultures should be enough to

mobilize all the gold present (22 $\mu\text{g/g}$ PCB) in the material (Figure 5-5c). However, the relatively low efficiency indicates the consumption of cyanide by other agents, such as other noble metals or residual Cu and other metals not leached during the first step.



Base metals, e.g. Cu, Ni, Fe, and Zn form stable complexes with cyanide. Their presence at a high concentration would interfere with gold cyanidation. Preferential metal dissolution over gold may be due to two reasons: (i) the prevalence of base metals consumes the free cyanide that would otherwise be available for gold complexation, and (ii) more reactive metals in the residue form complexes with cyanide. Indeed, in reference to standard electro potential Au (Au^0/Au^+ ; $E^0 = -1.83$ V) is less reactive than other metals such as nickel ($\text{Ni}^0/\text{Ni}^{2+}$; $E^0 = -0.67$ V), iron ($\text{Fe}^0/\text{Fe}^{2+}$; $E^0 = -0.44$ V) and copper ($\text{Cu}^0/\text{Cu}^{2+}$; $E^0 = -0.34$ V) prevalent in PCB. Therefore, it is important that base metals are removed in the first step of the two-step process. In comparison to earlier studies, our results showed higher metal removal efficiencies for both metals, as shown in Table 5-1. To further optimize the metal mobilization from PCB, a wider spectrum of metals, including rare earth elements (REE) are recommended to be assayed in the characterization of the waste material and during the leaching steps.

5.4.3 Metal concentration of PCB

Characterization of the waste material displayed an abundance and a large variety of base and precious metals in PCB. The metal concentrations obtained in this study are in good agreement with those investigated by other researchers who had applied similar methodology with regard to pre-treatment, particle size, and digestion method (Gurung et al., 2013; Veit et al., 2006). Variations in metal compositions of PCB may be attributed to different characterization methods, changing manufacturing and design techniques as well as technological innovations. Cu is the predominant metal in PCB due to its high electrical conductivity. The variation of Cu concentrations in various PCB stems from the type of the board (single layer or multi-layer), and year of manufacture (Yamane et al., 2011). Boards of all kinds have observably decreased in size and multi-layered boards are more widespread used (Marques, 2013). This results in a more compact product and an increase in Cu concentration in printed circuit boards throughout the years (Ghosh et al., 2015). Au, along with other precious metals, is used as a thin layer contact material in PCB due to its chemical stability. A significant amount of gold is concentrated on the components, due to the concentration difference between waste groups.

Table 5-1: Overview of recent bioleaching of copper and gold from printed circuit boards.

PCB type	Leaching mechanism	Process parameters			Efficiency (%)		Reference
		pH	T°C	Time (d)	Cu	Au	
<i>Bioleaching of copper</i>							
PCB (not specified)	Acidolysis and redoxolysis	2-3	37	15	53	-	Karwowska et al., 2014
Television	Acidolysis and redoxolysis	1.7	35	5	84	-	Bas et al., 2013
Personal computer	Acidolysis and redoxolysis	2.5	28	9	99	-	Wang et al., 2009
<i>Bioleaching of gold</i>							
Personal computer	Complexolysis	7-10	30	8	-	22.5	Natarajan and Ting, 2014
Personal computer	Complexolysis	7-10	25	5	-	8.2	Ruan et al., 2014
<i>Bioleaching of copper and gold</i>							
Mobile phone	Complexolysis	10	30	8	10.8	11.4	Chi et al., 2011
Personal computer	Complexolysis	7-9	30	7	Detected, not assayed	68.5	Brandl et al., 2008
Personal computer	Acidolysis, redoxolysis and complexolysis (two-step process)	1-2	23	7	98.4	44.6	This study
		7-9	30	2			

PCB contain 10-100 times higher concentration of gold and 30-40 times higher concentration of copper than natural ores (Akcil et al., 2015). Therefore, waste PCB can be considered as a promising secondary source of copper and gold. Variation of nickel, lead and chromium concentrations in PCB may be attributed to advancing manufacturing and soldering technology. Mobile phone PCB, due to their compact size and design, have higher concentrations of relatively more valuable metals such as copper, nickel, chromium and gold, but lower concentrations of iron and lead (Shah et al., 2014). This could be a result of advancing board technologies and soldering techniques, as well as restrictions on the usage of certain substances, e.g. lead as per the restrictions dictated by several directives, such as the Restriction of Hazardous Substances Directive (RoHS Directive 2002/95/EC) by the European Commission. The high abundance of iron in the PCB is of further significance as it might suggest that the PCB itself could provide an energy source for iron-oxidizers for the bioleaching community. Further investigation is required to have a better understanding of the speciation of iron in the bioleaching medium, especially because the leached iron can be recycled to the acidophilic bioleaching medium, where it can be an electron donor for iron-oxidizers.

5.5 Conclusions

Using a two-step approach, copper and gold were removed from PCB with an efficiency of 98.4% and 44.0%, respectively. The pre-growth strategy contributed to maintain optimal bioleaching conditions and cell viability. Separating bioleaching processes for base and precious metals with distinctive chemical properties enables an effective metal recovery strategy in terms of mobilization efficiency. Copper bioleaching with *Acidithiobacillus ferrivorans* and *Acidithiobacillus thiooxidans* was feasible at pH 1.0 - 1.6 and ambient temperature ($23 \pm 2^\circ\text{C}$). Gold bioleaching with *Pseudomonas putida* and *Pseudomonas fluorescens* was effective; however, the metal removal efficiency by biogenic cyanide is lower compared to chemical cyanide. There is thus a need for further research aiming to enhance bacterial cyanide production, as well as increase the chemical stability of the free cyanide in solution.

Chapter 6

Two-step leaching of valuable metals from discarded printed circuit boards, process kinetics, and optimization using response surface methodology

Abstract

Waste electrical and electronic equipment (WEEE) is an important secondary source of valuable metals. Particularly discarded printed circuit boards (PCB) contain high concentrations of valuable metals, varying greatly among the type of boards, the manufacture year, source device, and the production technology. Hydrometallurgical processing is an efficient way to selectively recover metals from discarded high grade PCB. In this work, we propose a two-step process to extract copper (Cu) and gold (Au) from a high-grade telecom server PCB. The boards contained 262.4 and 0.320 mg/g Cu and Au, respectively, which constituted 98.1% of the total value. The metal extraction process was optimized using the response surface methodology (RSM). The optimized process parameters showed that 3.92 M H₂SO₄, 3.93 M H₂O₂, 6.98% (w/v) pulp density and 3.7 h contact time, and 0.038 M CuSO₄, 0.3 M S₂O₃²⁻, 0.38 M NH₄OH, 10.76% pulp density (w/v) 6.73 h were optimal for the maximal extraction of Cu and Au, respectively. At optimal conditions, 99.2% and 92.2% of Cu and Au, respectively, were extracted from the discarded PCB.

6.1 Introduction

Discarded printed circuit boards (PCB) are an important secondary source of valuable metals. All electrical and electronic equipment (EEE) contain PCB (Marques, 2013) of various size, type and composition (Duan et al., 2011). These materials are a complex mixture of metals, polymers and ceramics (Yamane et al., 2011). Low lifespan of electronic devices (Zhang et al., 2012), perpetual innovation in electronics (Ongondo et al., 2015), and affordability of the devices (Wang et al., 2013) resulted in an unprecedented increase of waste electrical and electronic equipment (WEEE). In 2014, global WEEE generation was 41.8 million tons (Mt), of which 9.5, 7.0 and 6.0 Mt belonged to EU-28, USA and China, respectively (StEP, 2015), and is likely to increase to 50 Mt in 2018 (Baldé et al., 2015). The hazards associated with improper WEEE management are (1) degradation of the environment (Song and Li, 2014) and (2) loss of valuable resources (Oguchi et al., 2013). Despite its potential toxicity, WEEE contains valuable materials that could be recovered to conserve primary resources coupled with economic benefits.

WEEE is a complex mixture of different materials in various concentrations. Modern devices encompass up to 60 elements, with an increase of complexity with various mixtures of compounds

(Bloodworth, 2014). These elements go into the manufacture of microprocessors, circuit boards, displays, and permanent magnets in very complex alloys (Reck and Graedel, 2012). The composition of PCB after processing from a WEEE treatment plant is 38.1% ferrous metals, 16.5% non-ferrous metals, 26.5% plastic and 18.9% others (Bigum et al., 2012). Precious metals are the main driver of recycling (Hagelüken, 2006), viz. gold (Au) has the highest recovery priority; followed by copper (Cu), palladium (Pd), aluminum (Al), tin (Sn), lead (Pb), platinum (Pt), nickel (Ni), zinc (Zn) and silver (Ag) (Wang and Gaustad, 2012) owing to the individual value and criticality of these metals. On the other hand, the intrinsic value of non-precious metals are increasing (Tanskanen, 2013) owing to decreasing concentrations of precious metals, and elevated concentrations of 'new' technology metals, such as the rare earth elements (REE) (Luda, 2011; Yang et al., 2011).

Several strategies were experimented to extract valuable metals from PCB through hydrometallurgical approaches. Hydrometallurgical metal recovery routes involve an oxidative leaching for the extraction of metals and a subsequent recovery and refining step (Schlesinger et al., 2011). Metal extraction via an oxidative acidic or alkaline leaching medium is an essential process in metal recovery from PCB (Ghosh et al., 2015). Leaching of metals from discarded PCB in various media, including hydrochloric acid (HCl) (Havlik et al., 2010; Lee et al., 2015), sulfuric acid (H₂SO₄) (Rocchetti et al., 2013; Yang et al., 2011), nitric acid (HNO₃) (Janyasuthiwong et al., 2016; Joda and Rashchi, 2012), often in addition of an oxidant such as hydrogen peroxide (H₂O₂) (Xiao et al., 2013), ferric iron (Fe³⁺) (Li and Miller, 2007), chloride (Cl⁻) (Kim et al., 2011a) and oxygen (O₂) (Dai and Breuer, 2013) have been reported. Moreover, several novel leachants including thiosulfate (S₂O₃²⁻) (Ha et al., 2010; Petter et al., 2014), thiourea (Birloaga et al., 2014; Jing-ying et al., 2012), and iodine (I₂) (Sahin et al., 2015; Serpe et al., 2015) were investigated for their effectiveness to recover valuable metals from waste PCB.

H₂SO₄ leaching is the most common method, often in combination with an oxidant, to recover base metals from their primary (Schlesinger et al., 2011) and secondary (Cui and Zhang, 2008) sources, including discarded PCB. H₂O₂ is a strong oxidant (1.8 Volts relative to standard hydrogen electrode), which is commonly used in combination with acids in order to enhance metal extraction yields. The oxidation reaction is exothermic and control of the temperature may be needed (Wang et al., 2016). Concentrations of lixiviant (H₂SO₄) and oxidant (H₂O₂) are the most influential factors

affecting metal extraction from WEEE. Earlier studies have investigated H_2SO_4 leaching of Cu from discarded PCB at non-optimized high reagent concentrations (Yang et al., 2011) and with addition of electro-generated oxidation agent (Ping et al., 2009), yielding high metal extraction efficiencies.

Precious metal leaching with $\text{S}_2\text{O}_3^{2-}$ is a non-toxic alternative to cyanidation for primary (Grosse et al., 2003) and secondary (Akcil et al., 2015) ores. The Au leaching rates can be faster and more cost-effective than conventional cyanidation, and a lower interference from other cations was observed (Abbruzzese et al., 1995; Aylmore and Muir, 2001). $\text{S}_2\text{O}_3^{2-}$ in the presence of NH_4^+ and cupric ions (Cu^{2+}) leaches and complexes precious metals such as gold (Au) and silver (Ag). It allows the solubilization of Au as a stable anionic complex in alkaline or near neutral solutions (Abbruzzese et al., 1995) in which Cu^{2+} acts as a catalyst in the dissolution reaction (Akcil et al., 2015), and NH_4^+ as a stabilizing agent of the system (Senanayake, 2005) and thereby accelerate the anodic dissolution (Senanayake, 2004).

Leaching of metals from waste materials is a complex multivariable process which depends on a number of chemical and physical parameters and their reciprocal interaction. Factorial design of experiments (DoE) is a powerful tool to analyze the influence of process parameters using a statistical method. Central composite design (CCD) with response surface methodology (RSM) is a robust statistical tool whereby multiple parameters and their interactions are determined using the selected response variables. RSM is increasingly used in hydrometallurgical processing of ores, in order to maximize the yield under optimal process parameters (Azizi et al., 2012; Biswas et al., 2014; Vegliò and Ubaldini, 2001). CCD with RSM simultaneously computes several involved factors at various levels and analyzes the model for the relation between the various factors and their response (Niu et al., 2016).

In this study, we propose a multi-step leaching procedure for Cu and Au from discarded PCB. In the first stage, H_2SO_4 leaching of Cu in the presence of H_2O_2 was carried out. In the second step, Au was leached using $\text{S}_2\text{O}_3^{2-}$ as the lixiviant with Cu^{2+} as a catalyzer in ammoniacal medium ($\text{CuSO}_4\text{-NH}_4\text{OH-Na}_2\text{S}_2\text{O}_3$). In the first step, four operational parameters namely sulfuric acid (H_2SO_4) concentration, hydrogen peroxide (H_2O_2) concentration, contact time (h) and pulp density (% w/v) were optimized in order to maximize the Cu yield. Similarly, in the second leaching process, five operational parameters, namely $\text{S}_2\text{O}_3^{2-}$ concentration, copper sulfate (CuSO_4)

concentration, ammonium hydroxide (NH_4OH) concentration, contact time (h) and pulp density (% , w/v) were optimized in order to maximize the Au yield. Finally, the model predictions were compared to experimental data in confirmatory tests.

6.2 Materials and methods

6.2.1 Source, preparation and characterization of the printed circuit boards (PCB)

Discarded PCB from telecom server devices and desktop computers were collected from SIMS Recycling in Eindhoven, and the IT department of UNESCO-IHE (the Netherlands). Desktop computer PCB were used for metal concentration comparison. The samples were prepared as described earlier in Chapter 4. After the milling of each sample, the ground materials were sieved to particle sizes of $<500 \mu\text{m}$ to be used in leaching experiments. The boards are shown in Figure 6-1. The characterization of waste PCB was done by a modified EPA method (3052, 1996: Microwave assisted acid digestion of siliceous and organically based matrices), as described earlier in Chapter 4. Ground PCB was acid-digested in a laboratory microwave unit (CEM, MARS, USA) in a nitro-hydrochloric acid mixture (HNO_3 and HCl , 1:3 by volume). The digestates were serially diluted for metal analysis. The metal values were taken from the London Metal Exchange (LME) on a 1-year basis between 1 August 2015 and 1 August 2016 (LME, 2016).

6.2.2 Design of experiments (DoE) and optimization

DoE is a statistical tool to analyze and optimize the independent process variables for maximum efficiency by evaluating the interactive effects of operational parameters and minimizing the number of experiments (Liang et al., 2013). CCD was used to study the effects of process parameters and elucidate the main and interaction effects on the response variables. For the maximal metal yield from the discarded boards, RSM provided statistically supported DoE and mathematical methods for model design, analysis of interaction of the process parameters for the two-step leaching of metals, and the computation of optimal conditions for high metal recovery.




Figure 6-1: Discarded telecom PCB samples of Telecom boards (T1) front (a), (b), (c), (d), (e), (f); after crushing and sieving to particle size $<500 \mu\text{m}$ (j), $500 - 1600 \mu\text{m}$ (h) and $1600 - 2500 \mu\text{m}$ (i).

The total number of experiments was calculated using a factorial design ($2k$) as given below in Equation (6-1):

$$N = 2^k + 2k + n \quad (6-1)$$

where (N) is the total number of experiments, k is the number of process variables, and n is the number of replicates, i.e. the center points.

Two CCD were designed, each with two level factorial points, axial points and central points for the optimization of the two-step Cu and Au leaching process (Table 6-1). The evaluated responses were Cu yield (mg Cu/g PCB) and Au yield (mg Au/100 mg PCB). The levels of coded and assigned variables, and each factor was studied at 5 different levels ($-\alpha$, -1 , 0 , 1 , $+\alpha$) in the design. MINITAB 17 (Minitab Inc, USA) was used to analyze the interaction of independent process variables for the RSM study. In the first Cu leaching step, 31 experimental runs including 24 full

factorial experiments (Runs 1 - 24), and 7 center points (Runs 25 - 31) with 4 factors and 5 levels were designed. In the second leaching step for Au, 53 experimental runs including 32 full factorial experiments (Runs 1 - 32) and 17 center points in axis (Runs 43 - 52) with 5 factors and 5 levels were designed.

For Cu leaching, H_2SO_4 (M), H_2O_2 (M), pulp density (% *w/v*), and contact time (h), whereas for Au leaching, CuSO_4 (M), $\text{S}_2\text{O}_3^{2-}$ (M), NH_4OH (M), PD (% *w/v*), and contact time (h) were considered as variable operational process parameters. The selected value ranges for both H_2SO_4 and H_2O_2 concentrations were 2.0 - 6.0 M, the PD was 4.0 - 10.0 % (*w/v*), contact time was 2.0 - 6.0 h, based on earlier studies (Birloaga et al., 2013; Kamran et al., 2013; Zhou et al., 2013). Similarly, for Au leaching the selected range for the CuSO_4 concentration was 0.025 - 0.05 M, for both $\text{S}_2\text{O}_3^{2-}$ and NH_4OH concentrations were 0.2 - 0.4 M, for the PD was 1.0 - 10.0 % (*w/v*) and for time was 4.0 - 8.0 h. The parameters and their ranges were selected in line with the earlier published reports conducted with similar discarded materials (Breuer and Jeffrey, 2000; Ha et al., 2010; Petter et al., 2014), and the concentration of the targeted metals in the discarded PCB given in Chapter 4.

6.2.3 Confirmatory leaching experiments

Additional sets of confirmation tests were carried out in order to confirm the validity and reliability of RSM model predictions. The operational parameters of confirmation experiments were selected as per the CCD design and the results of the RSM study (optimal and -1 values), plus control tests. Discarded PCB were added to the corresponding concentrations of leachant and oxidant solutions in 100 mL Erlenmeyer flasks were closed with a septum screw cap. The flasks were agitated at approximately 150 rpm at constant ambient temperature ($23 \pm 2^\circ\text{C}$). The analytes were filtered (Whatmann 0.45 μm G/C), centrifuged at 1000 rpm for 10 min, washed three times and dried at 105°C for 1 h for subsequent analysis and diluted for metal measurements. The residues were collected and their total metal content was measured as per the procedure described in 6.2.1. In the following Au leaching experiments, residues from the preceding leaching step were washed with ultrapure water and added to the corresponding concentrations of leachant, oxidant and catalyzer solutions in 100 mL Erlenmeyer flasks and agitated at approximately 150 rpm at constant ambient temperature ($23 \pm 2^\circ\text{C}$). Each test was carried out in duplicate.

Table 6-1: Central composite design (CCD) of parameters from low to high levels for copper (Cu) and gold (Au) leaching.

Parameter	Unit	Code	Range and levels				
			- α	- 1	0	+ 1	+ α
Copper leaching yield							
H ₂ SO ₄	(M)	A	0.0	2.0	4.0	6.0	8.0
H ₂ O ₂	(M)	B	0.0	2.0	4.0	6.0	8.0
PD	(%, w/v)	C	1.0	4.0	7.0	10.0	13.0
Time	(h)	D	0.0	2.0	4.0	6.0	8.0
Gold leaching yield							
CuSO ₄	(M)	A	0.0	0.025	0.038	0.05	0.75
S ₂ O ₃ ²⁻	(M)	B	0.0	0.2	0.3	0.4	0.6
NH ₄ OH	(M)	C	0.0	0.2	0.3	0.4	0.6
PD	(%, w/v)	D	2.0	4.0	6.0	8.0	12.0
Time	(h)	E	0.0	2.5	3.75	5.0	7.5

6.2.4 Analytical methods

The metal analyses were performed by inductively coupled plasma mass spectrometer (ICP-MS) (X series 2, Thermo Scientific, USA) and inductively coupled plasma optical emission spectrometer (ICP-OES) (Perkin Elmer, Optima 8300, USA) as described in Chapter 4.2. Analytical grade chemicals and ultrapure (MiliQ) water were used. Alternatively, periodic metal measurements were carried out by atomic absorption spectrophotometer (AAS-F) (Varian 200, USA). The readings for the following wavelengths (nm) were recorded for Cu 324.752 and Au 267.595. The analyzing blanks and calibration standards were performed to establish the reproducibility of the data standards and assure the analytical quality standards. The statistical analysis of the results was carried out by MINITAB 17 and Microsoft Excel 2016. The analysis of variance (ANOVA) consisting of p -value, sum of square, mean square, F -value and degree freedom (df) are calculated by MINITAB. The results showed the significance of prediction models of the

Cu and Au leaching and their two-way interaction. The influences of process variables and their two-way interaction were investigated for Cu and Au leaching.

6.3 Results

6.3.1 Metal concentrations and intrinsic value of the discarded PCB

The concentrations of copper (Cu) and gold (Au) of the telecom and desktop boards are shown in Table 6-2. Telecom boards had a higher concentration of both metals over regular computer boards (PCB). The intrinsic value of Au was higher in telecom boards, owing to its high concentration in telecom boards (15.2 factor). The intrinsic value of Cu and Au was 51.6% and 41.3% respectively for desktop PCB, on the other hand, the intrinsic value of Au and Cu in Telecom PCB was 85.8% and 11.3%, respectively. In both cases, these two metals constituted the most value over the other metals, 91.9% for desktop boards, and 97.1% of the total value.

Table 6-2: Metal concentrations (mg/g PCB) of the discarded printed circuit boards.

Metals	Cu (mg/g PCB)	Au (μ g/g PCB)
Telecom board	262.4 \pm 16.6	320.7 \pm 17.1
Intrinsic value (%)	11.3	85.8
Desktop computer	176.7 \pm 23.6	21 \pm 3.2
Intrinsic value (%)	51.6	41.3

6.3.2 Optimization of the metal extraction process using response surface methodology (RSM)

6.3.2.1 Optimization and desirability function

Response surface methodology (RSM) using central composite design (CCD) for copper (Cu) and gold (Au) leaching determined the optimized process parameters for the maximal yield of the two metals. The desirability functions for Cu and Au leaching are given in Figure 6-2. The optimal value for the maximized response of multiple influencing factors, i.e. leachant, oxidant and

catalyzer concentrations, pulp density, and contact time were considered to directly influence the yield of metals extracted from discarded PCB.

A desirability function was incorporated to achieve the maximum metal extraction yield for each leaching step. For the ranges selected, viz., 2.0 - 6.0 M H_2SO_4 , 2.0 - 6.0 M H_2O_2 , 1.0 - 10.0% (w/v) pulp density and 0.0 - 6.0 h contact time, the desirability function for the maximum Cu yield is given in Figure 6-2a. Similarly, for Au leaching 0.025 - 0.05 M $CuSO_4$, 0.2 - 0.4 M $S_2O_3^{2-}$, 0.2 - 0.4 M NH_4OH , 4.0 - 8.0% pulp density (w/v), and 2.5 - 5.0 h contact time, the desirability function is given in Figure 6-2b. These values were used to perform confirmatory tests under the optimized conditions in order to ascertain the reliability of the model.

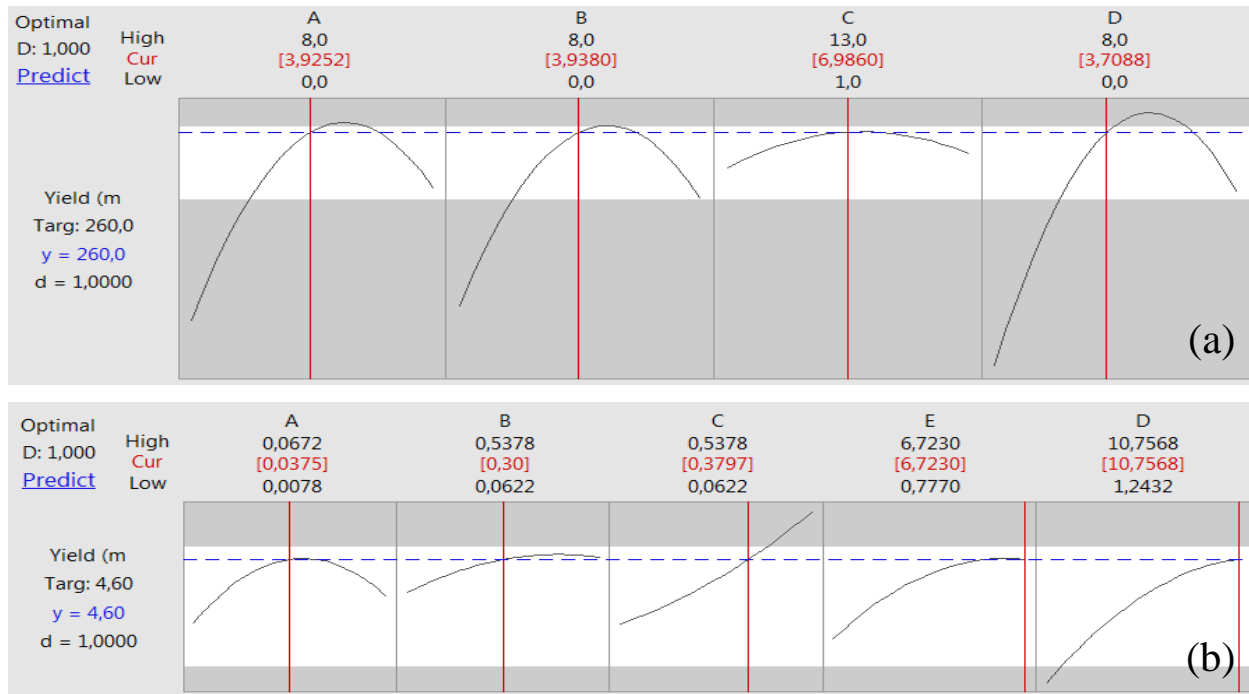


Figure 6-2: Desirability function for (a) Cu for (A) H_2SO_4 (M), (B) H_2O_2 (M), (C) pulp density (%), w/v, and (D) contact time (h) and (b) gold leaching and for (A) $CuSO_4$ (M), (B) $S_2O_3^{2-}$ (M), (C) NH_4OH (M), (D) pulp density (%), w/v, and (E) contact time.

The regression equation of the Cu yield is shown below in Equation (6-2):

$$Y = -243 + 61.8A + 58.3B + 5.6C + 77.2D - 6.81A^2 - 6.68B^2 - 0.692C^2 - 8.46D^2 + 0.27AB + 0.57AC + 0.61AD + 0.30BC + 1.08BD + 0.45CD \quad (6-2)$$

Where Y represents the Cu yield in (mg/g PCB) (A) the H_2SO_4 concentration in M (B), the H_2O_2 concentration in M (C), the pulp density in % (w/v) and (D) the contact time in hours. Within the

range of low and high values of the parameters studied, a non-linear optimization protocol was followed according to the Monte-Carlo optimization procedure. Equation (6-2) was solved using the Monte-Carlo optimization technique and the results gave the optimum values for Cu leaching as: 3.92 M H₂SO₄, 3.93 M H₂O₂, 6.98%, (w/v) pulp density and 3.7 h contact time.

Similarly, the regression equation for Au leaching is shown below in Equation (6-3).

$$Y = -1.30 + 155.1A + 10.16B - 12.57C - 0.304D + 0.464E - 1844A^2 - 9.16B^2 + 6.75C^2 - 0.0928D^2 - 0.0364E^2 - 58.3AB - 25.0AC - 2.55AD + 3.93AE + 0.4BC + 1.703BD - 1.078BE + 1.402CD + 0.714CE + 0.0455DE \quad (6-3)$$

Where Y represents Au yield in (mg/100mg PCB), A CuSO₄ concentration in M, B S₂O₃²⁻ concentration in M, C NH₄OH concentration in M, D contact time and E pulp density. Equation (6-2) was solved using the Monte-Carlo optimization technique and the results gave the optimum values for Au leaching as: 0.038M CuSO₄, 0.3M S₂O₃²⁻, 0.38M NH₄OH, 10.76% (w/v) pulp density and 6.73 hours contact time.

6.3.3 Interaction plots and surface plots

The interactions between the different process parameters (fitted means and data means) and their influence on the responses for Cu and Au yield are given in Figure 6-3 and Figure 6-4, respectively. The interaction plots showed the reciprocal effect of each process parameter. Arguably, the interaction effect between the H₂SO₄ and H₂O₂ concentration is very significant for Cu leaching. These two parameters are the two most significant in Cu leaching, thus their interactions with the other parameters, e.g. pulp density, and contact time were significant as well. The interaction between pulp density and time, on the other hand, had little effect on Cu leaching. An increase of pulp density from 2.0 to 6.0 (w/v) had an insignificant effect on the final Cu yield. Similarly, the increase of contact time from 1.0 to 6.0 hours did not significantly affect the final yield. The variation in those two parameters had a relative low influence on the Cu yield, as shown in Figure 6-3a. The effect of the interaction between the leachant, the oxidant and the catalyzer concentrations had a direct effect on Au yield, however the effect of time and pulp density, was not very prevalent. These results showed similarity to leaching of Cu, where physical parameters played a less significant role than the concentrations of the reagents. S₂O₃²⁻ was arguably the most significant parameter for the Au yield.

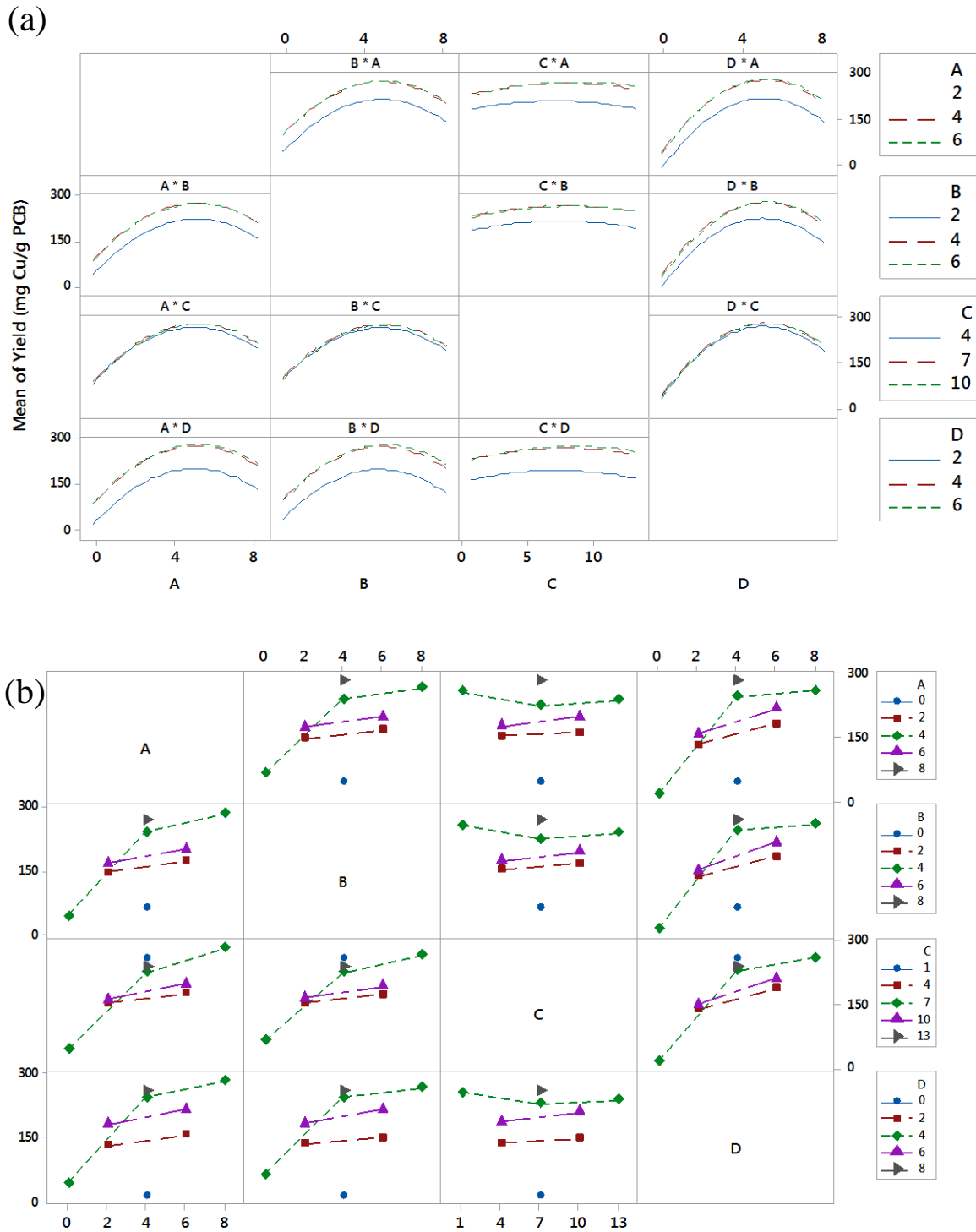


Figure 6-3: Interaction plot for Cu leaching process variable fitted means (a) and data means (b) for (A) H_2SO_4 (M), (B) H_2O_2 (M), (C) pulp density (%), w/v, and (D) contact time (h).

Therefore, its interaction with the other parameters significantly affected the final leaching efficiency. The interaction of the $S_2O_3^{2-}$ and NH_4OH concentrations had a very parameter for the yield. Therefore, its interaction with the other parameters significantly affected the final leaching efficiency. The interaction of the $S_2O_3^{2-}$ and NH_4OH concentrations had a very significant effect on Au leaching (Figure 6-4). Thus, it can be concluded that the effect of the chemical concentration and process parameters are less significant than the effect of collateral chemical concentrations. These findings were confirmed by the results from 3-D surface plots, which gave complete and statistically significant information regarding the effect of each factor and the interaction between factors on the response. The 3-D response surface plots expressing the metals yields (0 levels of CCD in Table 6-1 were carried for the process parameters of Cu leaching (Figure 6-5) and Au leaching (Figure 6-6), which showed the effect of a selected process variable, while the other two process parameters were kept constant.

When the concentrations of H_2SO_4 and H_2O_2 were increased, from the $-\alpha$ value to the $+\alpha$, the Cu yield increased to higher values and eventually reached maximum extraction yields of 262 mg Cu /g PCB at 3.92 M H_2SO_4 and 3.93 M H_2O_2 at constant optimal values of pulp density and contact time. Similarly, a statistically significant interaction between H_2SO_4 and PD was observed, when H_2O_2 was kept at constant optimal values, and the effect of these parameters on the dissolution concentration had a positive correlation up to the optimal process parameters. Exceeding the optimal concentration, the effect was, however, found to be negative, as the increase of the concentration over the optimal value towards the maximal value negatively affected the yield. Besides, increasing concentration of H_2SO_4 and contact time at constant H_2O_2 concentration had a positive effect on the yield.

Concerning the Au yield, the $S_2O_3^{2-}$ and $CuSO_4$ concentrations were increased from the $-\alpha$ value towards the $+\alpha$ value, the Cu yield increased to higher values and eventually to maximum yield of 320 mg Au/100 g PCB and 0.038 M $CuSO_4$, 0.3 M $S_2O_3^{2-}$, 0.38 M NH_4OH at constant optimal pulp density and contact time. The NH_4^+ concentration has a less prevalent effect than the other two chemicals and its interaction with $S_2O_3^{2-}$ had a small effect on the Au yield (Figure 6-6).

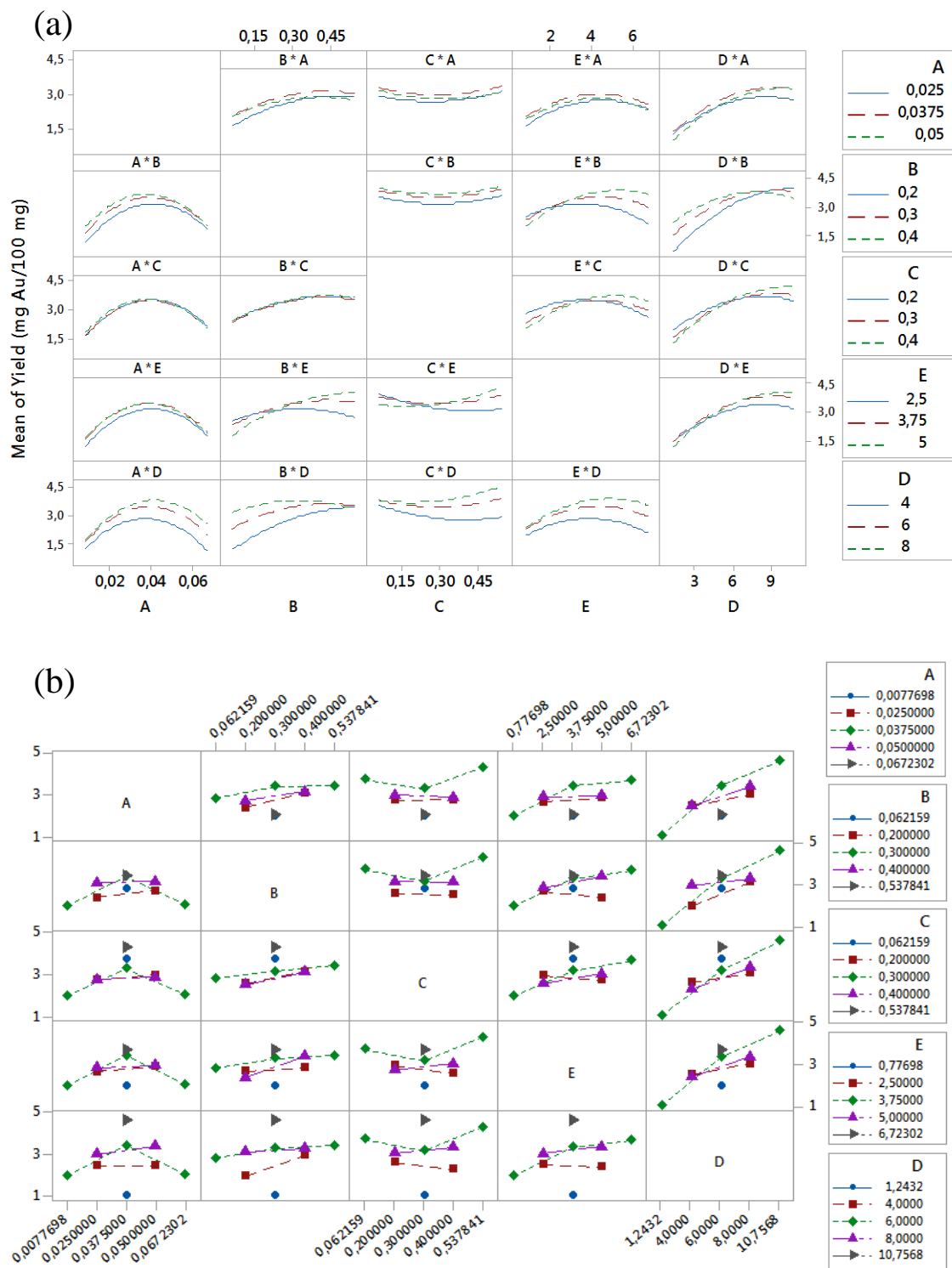


Figure 6-4: Interaction plot for gold leaching process variable fitted means (a) and data means (b)(A) CuSO_4 (M), (B) $\text{S}_2\text{O}_3^{2-}$ (M), (C) NH_4OH (M), (D) pulp density (% w/v), and (E) contact time.

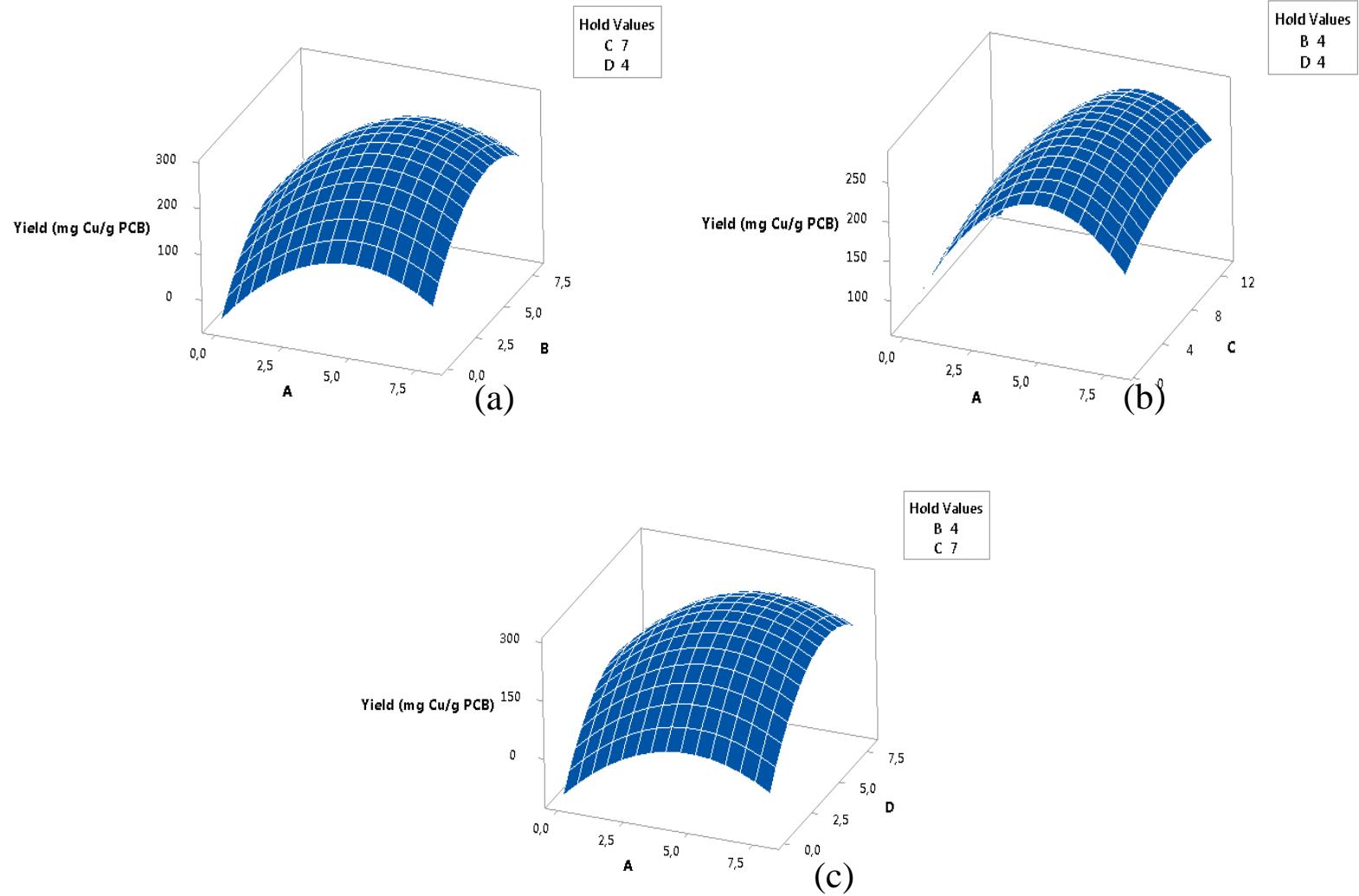


Figure 6-5: Surface plots of Cu extraction yield versus H_2SO_4 concentration (M) (a) pulp density (PD) (% w/v), (b) contact time and (c) ammonium thiosulfate (NH_4OH) concentration (M).

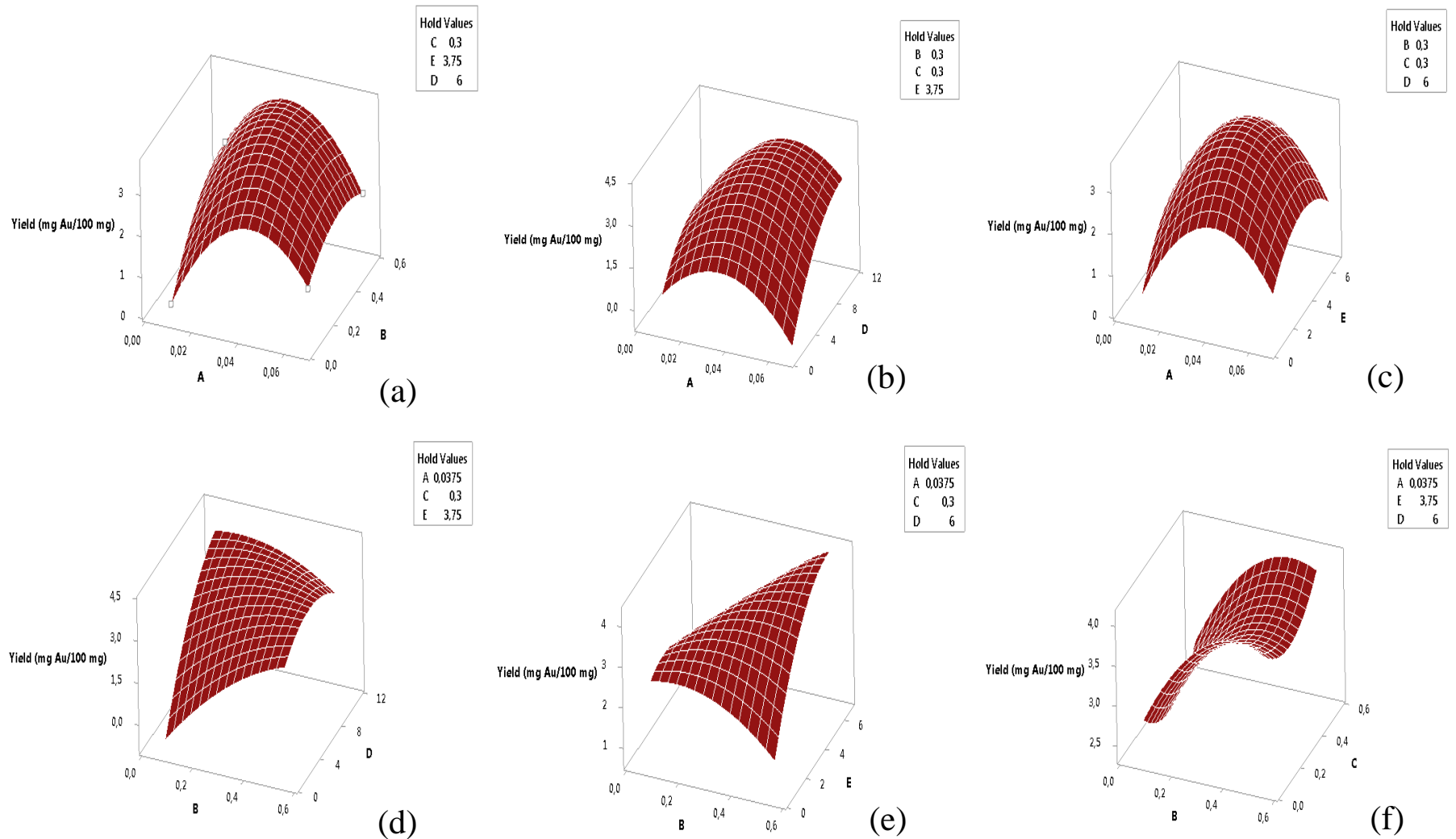


Figure 6-6: Surface plots of gold extraction yield versus (a): Thiosulfate ($S_2O_3^{2-}$) concentration (M) and pulp density (PD) (% w/v), (b): $S_2O_3^{2-}$ concentration and contact time (h), (c): $S_2O_3^{2-}$ concentration (M) and ammonium hydroxide (NH_4OH) concentration (M), (d): Copper sulfate ($CuSO_4$) concentration (M) and pulp density (PD) (% w/v), (e): $CuSO_4$ concentration (M) and contact time (h), (f): $CuSO_4$ concentration (M) and ammonium hydroxide (NH_4OH) concentration (M).

6.4 Leaching of copper in oxidative medium

Confirmatory leaching tests were carried out to compare the validity and reliability of the model predictions with the experimental data. The reciprocal interaction of the process parameters and the yield at optimal process parameters were investigated. The dissolution of Cu from discarded PCB at various process parameters as a function of time is demonstrated in Figure 6-7. The increase of the leachant and the oxidant concentrations resulted in a significant increase of Cu dissolution from the waste material. At optimal parameters of 3.92 M H_2SO_4 , 3.93 M H_2O_2 , 6.98% (w/v) pulp density and 4 h contact time, 99.2% of Cu was leached.

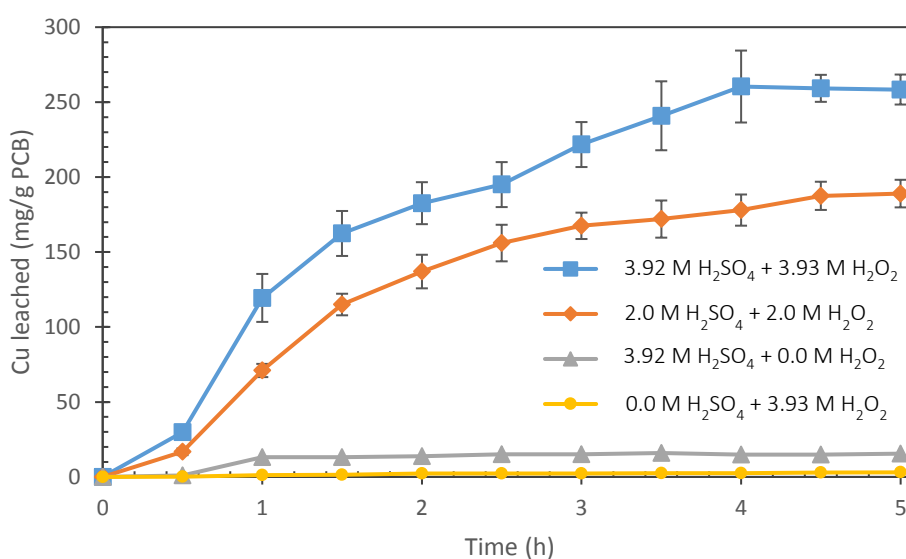


Figure 6-7: Leaching of copper (Cu) as a function of time with H_2SO_4 and H_2O_2 at 6.98% (v/w) pulp density.

During the confirmatory tests an increase in temperature was observed, as the surface of the Erlenmeyer flasks became considerably warm, however, the temperature increase was not measured. This increase was due to the exothermic reaction between the leachant-oxidant mixture and the metallic particles. Without the addition of oxidizing agents or heating of the solution, the leaching efficiency of Cu was very low and virtually insignificant. Without the addition of the oxidant H_2O_2 , 6.52% of Cu was leached from the waste material. On the other hand, without the addition of H_2SO_4 , H_2O_2 was not able to leach Cu from the waste material. Control tests showed that the leaching of Cu was due to oxidative acidic attack of the mixture of H_2SO_4 and H_2O_2 (results not shown). Without the addition of H_2O_2 , the solution did not reach the conditions to oxidize elemental copper (Cu^0) to cupric cations (Cu^{2+}). Similarly, without the

addition of the leachant H_2SO_4 , Cu^0 was not dissolved into the leachate solution. In negative control tests, no Cu leaching was observed (results not shown).

6.5 Leaching of gold in ammoniacal thiosulfate medium

Similar to Cu leaching, confirmatory leaching tests were also carried out to validate the RSM model predictions for Au leaching. Under optimal conditions of 0.38 M CuSO_4 , 0.3 M $\text{S}_2\text{O}_3^{2-}$, 0.38 M NH_4OH , and 10.76% (w/v) pulp density, 58.2% and 71.4% of the Au leached at the end of the 2nd and the 3rd hour, respectively. Eventually 92.2% of the Au was leached in 7 hours (Figure 6-8).

The varying $\text{S}_2\text{O}_3^{2-}$ concentration had a significant impact on the Au leaching yield. In the confirmatory tests, the $\text{S}_2\text{O}_3^{2-}$ concentration was varied in the range 0.1 to 0.3 M, while the NH_4OH and CuSO_4 concentrations were kept constant at their optimal values. Lower $\text{S}_2\text{O}_3^{2-}$ concentrations than the optimal value resulted in a lower Au yield. 51.8% and 77.0% of the total Au was leached respectively at 0.1 and 0.2 M of $\text{S}_2\text{O}_3^{2-}$. In control tests without $\text{S}_2\text{O}_3^{2-}$ addition, no Au leaching was detected (results not shown), which indicated that the $\text{S}_2\text{O}_3^{2-}$ concentration was the main factor in Au leaching.

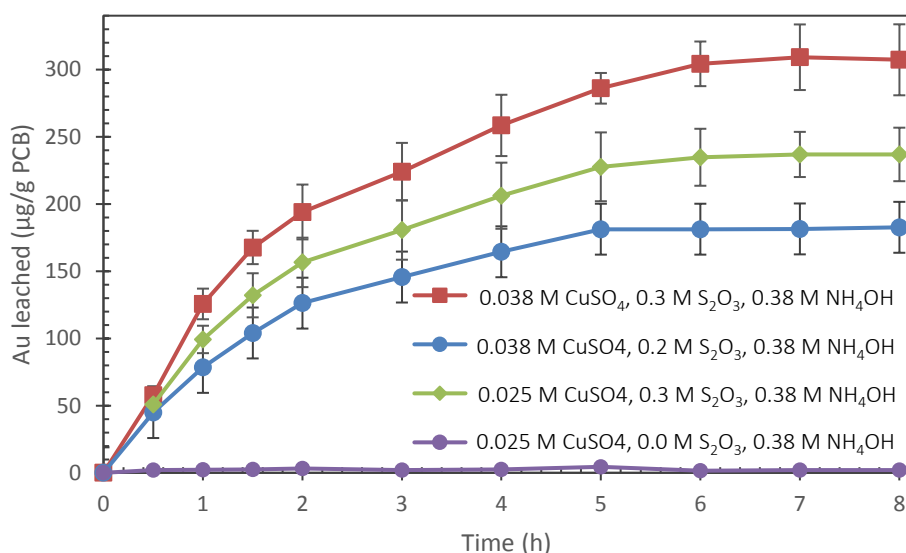


Figure 6-8: Leaching of gold (Au) with $\text{S}_2\text{O}_3^{2-}$ catalyzed by CuSO_4 in NH_4OH medium as a function of time, and at 10.76 % (v/w) pulp density.

Varying the CuSO_4 concentration influenced the final yield but not on the kinetics of the leaching reaction. A lower CuSO_4 concentration (0.025 M) resulted in a lower Au (59.4%) extraction yield compared to optimal values, when the other operational parameters are kept

constant (Figure 6-8). Without CuSO_4 addition, dissolution took place but only 21.4% of Au was dissolved (results not shown). The rate was found to decrease with time as the CuSO_4 concentration decreased.

The relative error between the measured data of the confirmation experiments and the calculated results of the models was 97.2% for Cu and 97.3% for Au, respectively. The regression of the model predictions and the experimental data is given in Figure 6-9. Since the value predicted by the model was within the 95% confidence interval, this can be taken as confirmation of the suitability of the regression model for predictive purposes. Therefore, the RSM approach and CCD developed in this study provides reliable predictive data for the Cu and Au leaching. When scaled up a sensitivity analysis would be required.

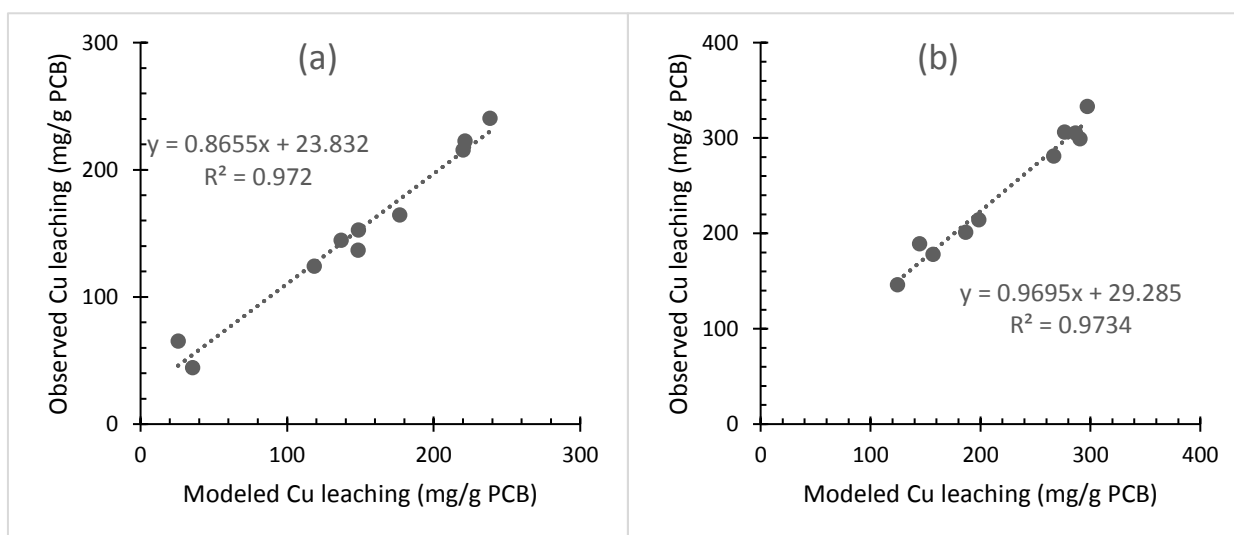


Figure 6-9: Regression analysis of the model prediction with the measured data for (a) Cu leaching and (b) gold leaching.

6.6 Discussion

6.6.1 Optimization of the process parameters for copper and gold leaching from discarded PCB

Selective metal recovery from a polymetallic secondary resource requires a novel approach for the development of an efficient metal recovery process. Diversity of metals and complexity of metal–metal and metal–non-metal associations inflict specific challenges (Tuncuk et al., 2012). Hydrometallurgical processes enable relatively low capital costs, no hazardous gas emission, operational selectivity for small scale applications, and are propitious alternatives to

conventional pyrometallurgical processes for metal recovery. In this chapter, a two-step approach to sequentially leach copper (Cu) and gold (Au) from a high-grade PCB is proposed.

The response surface methodology (RSM) is a collection of mathematical and statistical techniques used for developing, improving and optimizing the processes (DoE) particularly in complex hydrometallurgical metal extraction processes where multiple independent variables are involved. At the initial stage of process development, RSM revealed the optimal conditions and interaction of the process variables where a maximal yield of desired products can be achieved. It produces statistically-validated predictive models, interaction plots of the independent variables and response surface maps that point the way to pinnacles of the process performance.

The results suggest that the reagent concentrations are more significant factors than the other process variables in hydrometallurgical extraction of valuable metals from discarded PCB at high pulp densities (5 - 10%, w/v). This applied to both the leaching of Cu and Au. The optimum concentrations of the leachant, H_2SO_4 and H_2O_2 for Cu and $\text{S}_2\text{O}_3^{2-}$ for Au, played a dominant role during leaching of these metals. In addition, there were significant interactions between H_2SO_4 and H_2O_2 for Cu and between $\text{S}_2\text{O}_3^{2-}$ and CuSO_4 for Au. The effect of PD and time were rather less prominent for both the Cu and Au extraction yield. Furthermore, the results indicated that the interaction between leachants and the other independent variables was statistically insignificant. As a result, the optimum metal yield from discarded PCB did not depend on the level of PD and time. This does, however, not translate into the insignificance of these parameters, but in a much smaller influence on the main yield.

The analysis of variance (ANOVA) showed that the response surface quadratic model was significant at a F value of 5.04 and a P value of <0.0001 . The statistical significance of the model was also confirmed by the determination of coefficient ($R^2 = 0.911$) which indicated that only 8.1% of the variations were not explained by the model and this also means that 91% of the variations were explained by the independent variables. The model prediction and the optimized values were in good agreement. One exception was the effect of the NH_4OH concentration on Au yield, the model predicted a positive correlation between the Au extraction yield and NH_4OH concentration above the optimal value (Figure 6-4). However, in the confirmatory tests it had an insignificant effect (Figure 6-8).

6.6.2 Characterization of discarded PCB

Telecom devices PCB showed differences from consumer electronics PCB such as regular personal computers in terms of metals concentrations (Table 6-2). Typically, they have higher concentrations of Cu and Au, along with other valuable metals. The economic value of Cu and Au constituted 98.1% of the total value of the metals measured. Thus, the main economic motivation for discarded PCB recycling is the selective and efficient recovery of Cu and Au. These two metals react similarly in hydrometallurgical reactions and a prevalent competition is usually observed. Thus, an innovative strategy is required for the processing of polymetallic high grade secondary sources for metal recovery.

The Cu fraction is overlaid by laminate layers in multilayer PCB, the most widely used type of boards, which inhibit the contact between the leaching medium and Cu (Havlik et al., 2010). Thus, liberation of the components and the Cu layer is required to the largest extent possible, which is typically carried out by mechanical crushing of the discarded boards in specialized comminution equipment. Au is found predominantly on the central processing unit (CPU), up to 96% of this elements is found on these central units (Luda, 2011). In metal assay studies, the relatively low Au content of the CPU-removed desktop PCB confirmed these findings. The rest of the Au is found in the contact layers of these boards, typically built intact with the board matrix and is most efficiently separated by a selective leaching process. PCB from telecom boards contain Au as a contact material at the backside of their top layer (Figure 6-1) did not contain a visible conventional CPU.

The metal concentrations varied largely per particle size, which is of practical significance for the selection and design of a pre-treatment step. Yoo et al. (2009) argues that the conventional crushers are not well-suited to cut and crush such a friable and brittle material. Also, sieving to smaller than 0.5 mm leads to the loss of the material, presumably on the sieve and thus accumulation of certain metals can occur in particular mesh sizes. Physical pre-treatment of discarded PCB leads to significant material losses (Chancerel et al., 2011). Physical separation processes can be used ahead of hydrometallurgical processes at the expense of metal losses. In addition to the optimization of the leaching and purification steps, it is recommended to also optimize the physical pre-treatment, perhaps with more advanced equipment designed to process such material and particle size distributions.

6.6.3 Leaching of Cu from the discarded PCB

It is of practical significance for the development of a metal recovery process to acknowledge that most metals in WEEE are found in their elemental form, or as alloys, distinctive to primary ores (Dai and Breuer, 2013). In general, an oxidative leaching process is required for the effective extraction of base metals. Concentrations of H_2SO_4 and H_2O_2 were the main process variables that control the extraction of Cu from the waste material, as was predicted by the optimization model and confirmed in the confirmatory experiments. The higher dosage of H_2SO_4 can release more Cu through proton attack and H_2O_2 provides an oxidative medium to facilitate the leaching of Cu into the solution.



Leaching of Cu from PCB in the absence and the presence of the oxidant in acidic sulfate media showed a difference in metal mobilization (Figure 6-7). In the H_2SO_4 leaching system, addition of H_2O_2 significantly increased the Cu dissolution rate. In fact, without the addition of the oxidant, Cu cannot be effectively leached into solution. A very limited Cu extraction (2%) in the absence of the oxidant is consistent with the thermodynamic information, as in Equations (6-4), (6-5) and (6-6). Moreover, the presence of H_2O_2 as a strong oxidant is likely to prevent the reduction or precipitation of the oxidized metal species in the solution (Xiao et al., 2013).

6.6.4 Leaching of Au from the discarded telecom PCB

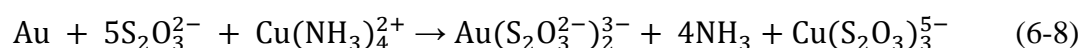
The dissolution of Au from discarded PCB in NH_4^+ medium is a process mediated by the concentration of $\text{S}_2\text{O}_3^{2-}$ in the presence of Cu^{2+} ions as the oxidant. Cu^{2+} ions create the thermodynamically possible conditions for the leaching of gold into solution. The major role of NH_4^+ in the thiosulfate system is to stabilize Cu^{2+} ions. The Au leaching solution includes the thermodynamically stable cupric-tetraammine complex as a result of the mixture of the CuSO_4 and NH_3 in aqueous medium as shown below:



The cupric-tetraammine ($\text{Cu}(\text{NH}_3)_4^{2+}$) complex is a thermodynamically stable species which enhances the stability region of Cu(II)–Cu(I), preventing the reduction of Cu into solid

compounds. Thus, the Cu^{2+} concentration of the Au leaching solution is an important factor for the thermodynamical stability of the solution. The CCD model corroborated a high correlation of the CuSO_4 concentration and Au yield (Figure 6-4b and Figure 6-8). In our confirmatory tests, the initial rate of gold extraction -within the first two hours- is enhanced with increasing CuSO_4 concentrations, however, not significant above a certain concentration. Varying the Cu concentration from 0.01 to 0.03 M CuSO_4 did not influence the predominant Cu species in the reaction system at the same Eh/pH conditions. Moreover, a very low Au dissolution efficiency was observed in the tests in the absence of Cu^{2+} (Figure 6-8).

Au dissolution with $\text{S}_2\text{O}_3^{2-}$ occurs in the presence of cupric-tetraammine as the oxidant which forms stable $\text{Au}(\text{S}_2\text{O}_3)_2^{3-}$ complexes, as shown below in Equation (6-8):



At the optimal conditions, the rate of Au dissolution was rapid during the first two hours of the reaction, then the extraction reached steady state (Figure 6-8). The maximum gold recovery obtained was 96.22% after 7 h of leaching. $\text{S}_2\text{O}_3^{2-}$ had a direct influence on gold leaching, as predicted by the CCD model and verified in the confirmatory tests. Such a result is not surprising since the dissolution reactions (Equation (6-8)) is likely to be enhanced at increased thiosulfate concentrations. In terms of process development, a balance between leach kinetics and high thiosulfate consumption is required; and an optimum value appears to be 0.38 M from a high-grade copper removed PCB (Figures 6-8).

Varying the NH_4^+ content had an insignificant effect in our experimental conditions, while the kinetic curve showed the same shape. Earlier studies reported decreasing gold recovery with increasing the NH_4^+ concentration due to disturbed thermodynamic stability of $\text{Cu}(\text{NH}_3)_4^{2+}$. However, these studies reported much higher concentrations than the process variables optimized in this work. Leaching of gold from PCB in this concentration range of target metal, leachant and oxidant is found to be feasible. Conclusively the two-step approach, in which a potential competition between metals is prevented can be regarded as an efficient strategy to leach valuable metals from the waste material. Moreover, a two-step extraction approach leads to two separate leachate solutions in different media which might be of practical importance to achieve selective recovery of metals from discarded PCB materials.

6.7 Conclusions

Anthropogenic secondary raw materials are very complex and require a novel metal recovery approach. In this study, the procedure for a two-step hydrometallurgical route for the extraction of valuable metals from a high grade WEEE, containing 260 mg/g Cu and 0.320 mg/g Au was developed. A two-step Cu and Au extraction procedure was designed and optimized by RSM using the CCD technique. The model accurately predicted the yields under various operational conditions with high coefficients of determination between the response and the process variables. In confirmatory tests, 99.2% and 92.2% of Cu and Au was extracted, respectively, under the optimized conditions. Oxidative acid leaching for the extraction of Cu from discarded PCB is a kinetically fast and efficient technology. A mixture of an oxidant and a leachant is required for efficient Cu extraction from the waste material. The leaching of Au in ammonical thiosulfate solutions was found to be chemically controlled.

Chapter 7

Selective recovery of copper from the leachate solution by sulfide precipitation and electrowinning

Abstract

This chapter aimed to selectively recover valuable metals from an acidic bio-leachate which originated from an earlier study where the metals were bioleached from crushed discarded computer printed circuit boards (PCB) via biotechnological routes. The leachate solution contained high concentrations of copper (Cu), iron (Fe), aluminum (Al), and minor levels of zinc (Zn). The recovery efficiencies, process kinetics, the properties of the final products were studied for two selected techniques, namely sulfidic precipitation and electrowinning. In precipitation experiments with sulfide solutions, Cu was selectively precipitated at low pH, with a Cu:S molar ratio of 1:1, without requirement of any pretreatment. 83% and 95% of Cu was precipitated at 35 mM and 100 mM of sulfide concentrations, respectively. The average particle size distribution was 152.1 (d.nm.) and zeta potential was -30.3 mV for precipitates at 35 mM sulfide. In electrowinning tests, 97.8% of copper was recovered at 100 mA/cm² current density in 60 min. Current density correlated positively with the process kinetics. The Faraday yields and specific energy consumption were 76.3%, 69.2% and 55.7%; 6.75, 7.43, and 9.24 Wh/g of Cu recovered respectively, at current densities 50, 100 and 200 mA. The results showed the feasibility of both techniques for selective recovery of metals.

7.1 Introduction

Waste electrical and electronic equipment (WEEE) is an important secondary source of metals. Printed circuit boards (PCB) are particularly rich in metals including copper (Cu), iron (Fe), aluminum (Al), zinc (Zn), nickel (Ni), silver (Ag), gold (Au), platinum (Pt), and palladium (Pd) (Wang and Gaustad, 2012). The metal concentrations depend on the board type, the manufacturer, year of manufacture, and assaying method (Ghosh et al., 2015). Many researchers reported hydrometallurgical (Tuncuk et al., 2012; Xiao et al., 2013) and biohydrometallurgical processes (Chen et al., 2015; Lee and Pandey, 2012) to recover metals from discarded electronics. These routes typically involve a leaching step which results in a multi-metal leachate solution with high concentrations of oxidized metallic cations, leached from metal-rich waste material.

In Chapter 5, bioleaching of Cu from discarded PCB with an iron-and sulfur-oxidizer bacterial co-culture was described. The mixture consisted of pure cultures of *Acidithiobacillus ferrivorans* (DSM 17398) and *Acidithiobacillus thiooxidans* (DSM 9463). The process resulted

in a leachate solution that is abundant in metallic cations. A consecutive recovery step aims to selectively recover metals from the leachate solution (LS) containing high concentrations of metals. In this context, two techniques, namely sulfidic precipitation and electrowinning were considered to recover metals from the LS. Selective recovery of Cu from the LS, the primary metal found in discarded PCB was of priority. Moreover, in the bioleaching process Fe was used as a source of energy by the iron-oxidizing bacteria. In a broader resource recovery perspective, recirculation of Fe back to the bioleaching process is a specific strategy. Thus, selective recovery of copper, and leaving Fe in the leachate solution is the primary objective of this work.


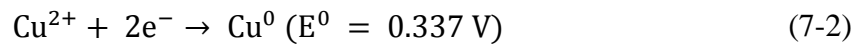
Sulfidic precipitation gained interest, particularly in treatment processes for effluents such as acid mine drainage (AMD) (Sahinkaya et al., 2009) and industrial hydrometallurgical processes (Reis et al., 2013). The advantages of sulfidic precipitation include lower solubility of the precipitates relative to hydroxide precipitation, high dewaterability of metal sulfide sludges, highly selective metal removal, high degree of metal removal even at low pH, fast reaction rates, and good settling properties (Lewis, 2010; Tokuda et al., 2008). A generic precipitation reaction of Cu with sulfide is given below in Equation (7-1).




Sulfidic precipitation is a complex phenomenon resulting from the induction of supersaturation conditions (Sampaio et al., 2010). Precipitation occurs through three stages: (i) nucleation, (ii) crystal growth, and (iii) flocculation. Solubility product constants can be predicted under equilibrium conditions using thermodynamic calculations (Veeken et al., 2003).

The electrowinning (EW) process, on the other hand, entails a direct electrical current from an external source from the anode to the cathode through an electrolyte. Metals in the electrolyte deposit onto the cathodes using the energy provided by the electrical current to drive the reduction of the cations to their elemental metal form. The final products of the EW process are pure metal at the cathode, and formation of gas, typically hydrogen, at the anode. In full scale industrial systems, EW cells are designed to separate the metals from complex leachate solutions. It is followed by an electrorefining step in which the electrodeposited metals are refined to a higher purity in a purification step by advanced EW techniques. In this work, EW is designed and applied in a single-step separation of Cu from a metal-rich bioleachate solution.

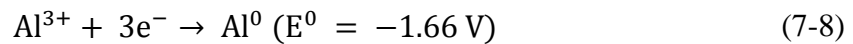
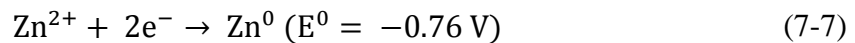
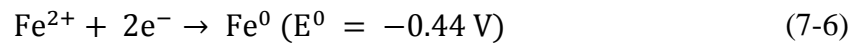
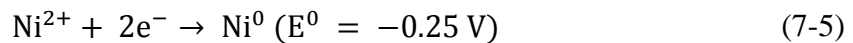
The main cathodic process of cuprous and cupric electrodeposition reactions in sulfate media are given in Equations (7-2) and (7-3):



It is also accompanied by a secondary reaction:



The reactions can be generalized to other metallic cations as well:



EW cells utilize a design comprising cathodes and anodes. Current is passed through the electrolyte which moves the cations towards the cathode. As the metal in solution is deposited onto the cathode, the liquid film adjacent to the cathode becomes depleted in metal (Dimitrov, 2016). The current intensity determines the rate of metal deposition, and should be at a level in which cations diffuse to the cathode.

Approximately one third (4.5 million tons) of Cu is produced by EW annually (Schlesinger et al., 2011). Production of Cu using this technology continues to increase due to the growth of leaching as a metal recovery technology for Cu (Mukongo et al., 2009). It has advantages of higher and better process control, high final product purity and being environmentally friendly with electrons being the only reagents of the process. The process parameters depend on the characterization of the leachate solution, the metals of interest and their speciation (Kordosky, 2002). The application areas of EW spans from primary sources (Kamran et al., 2013) to AMD (Gorgievski et al., 2009) and to recovery of metals from secondary sources (Kasper et al., 2011). These new application fields require novel process design strategies in order to selectively recover metals with high purity.

The fundamental aspects of both sulfide precipitation (Lewis and Van Hille, 2006) and electrodeposition (Panda and Das, 2001) are well understood and the main process parameters are explained in the literature. However, they are restricted to very low concentrations and effective up to cation concentration of 1000 mg/L for most metals, which are of limited value in most process-based metal recovery applications. In this work, sulfide precipitation and EW are applied to a real WEEE acidic leachate solution, their efficiency in terms of reaction kinetics, selectivity towards Cu is compared, and the structural and chemical properties of the final products are investigated.

The main objective of this work is to selectively recover Cu from a real metal-rich LS resulting from a bioleaching process. A real LS was used to study the process parameters and identify potential bottlenecks for practical process development. A set of experiments (voltammetry, electrowinning and sulfidic precipitation) was conducted using the real WEEE acidic leachate solution. The specific objectives are to (i) investigate the effect of various process variables, (ii) compare the efficiency of the two selected techniques, (iii) study the properties of the final products of the recovery processes, and (iv) evaluate the efficiency of the two techniques with a view on their applicability on a larger scale and integrability with the preceding leaching processes.

7.2 Materials and methods

7.2.1 Leachate solution and its characterization

A LS from the bioleaching of discarded printed circuit boards (PCB) from computers was used. The composition of the board was (% , w/w) 17.6 Cu, 5.2 Fe, 3.6 Al, 0.5 Zn, 0.2 Ni. The bioleaching process was described in detail in our previous work (Chapter 5) in which additional ferrous iron (Fe^{2+}) was supplemented as an energy source for the acidophilic microorganisms. Cu was leached with high efficiency (>98.4%). Prior to use, the leachate solution was filter-sterilized and stored at 4°C. The leachate solution was characterized by measuring cations; Cu^{2+} , total Fe and Fe^{2+} , Al^{3+} , Ni^{2+} , Zn^{2+} ; the anions; SO_4^{2-} , Cl^- and NO_3^- , total organic carbon (TOC) and physical parameters such as temperature ($^{\circ}\text{C}$), conductivity (mS), and pH. In order to compare the LS to a fully chemical solution, a synthetic leachate solution was prepared that contained $\text{CuSO}_4 \cdot 5\text{H}_2\text{O}$, $\text{Fe(II)SO}_4 \cdot 7\text{H}_2\text{O}$, $\text{AlK(SO}_4)_2 \cdot 12\text{H}_2\text{O}$, and $\text{ZnSO}_4 \cdot 7\text{H}_2\text{O}$ at concentrations corresponding to the real leachate solution. The characterization

results of the leachate solution and the composition of the synthetic solution are given in Table 7-1.

Table 7-1: Characterization of the leachate solution and composition of the synthetic solution.

Leachate solution		Synthetic solution	
Metals (mg/L)			
Cu ²⁺	2187 ± 142	Cu ²⁺	2180
Total Fe	1713 ± 65	Fe ²⁺	1720
Fe ²⁺ /Fe ³⁺ ratio	0.94 ± 0.01	Al ³⁺	290
Al ³⁺	290.1 ± 34.1	Zn ²⁺	50
Zn ²⁺	51.6 ± 6.0		
Total organic matter (mg/L)			
TOC	39.1 ± 1.6	TOC	0
Anions (mg/L)			
SO ₄ ²⁻	3693 ± 321	SO ₄ ²⁻	8330
Cl ⁻	21.0 ± 2.6		
NO ₃ ⁻	68.5 ± 64		
Physicochemical parameters			
pH	1.05 ± 0.02	pH	1.05 ± 0.01
ORP (mV)	460 ± 6	ORP (mV)	580 ± 4
T°C	23 ± 2	T°C	23 ± 2
Conductivity (mS/cm)	56 ± 5	Conductivity (mS/cm)	72 ± 4

7.2.2 Sulfidic precipitation experiments

In the precipitation experiments, selective recovery of Cu²⁺ over other cations at low pH was investigated. Aqueous precipitant solutions were prepared with sodium sulfide nonahydrate (Na₂S·9H₂O) at various sulfide (S²⁻) concentrations (1-500 mM). The metal-rich leachate

solution and the precipitant were mixed at equal volumes of 0.5 mL in 1.5 mL reaction tubes. The mixture was sampled at various time intervals (1-100 min). The supernatant was analyzed for particle size distribution (PSD) and zeta potential. Following the settling of the precipitates, solid liquid separation was carried out by centrifuging at 10,000 rpm for 10 min. The supernatant was collected, diluted and passed through a membrane filter (0.22 μm) and acidified (1%, v/v concentrated HNO_3) for metal measurements. The reaction was modeled using Visual MINTEQ Version 3.1.

7.2.3 Electrowinning experiments

As dissolved species of metals in the leachate solution have widely disparate reactivity levels, and in particular iron has multiple oxidation states with different reactivity levels, it was not apparent whether it was possible to achieve selectivity in electrodepositing. Hence, electrodeposition experiments were used to investigate the behavior firstly of synthetic solution (SS) along with the LS.

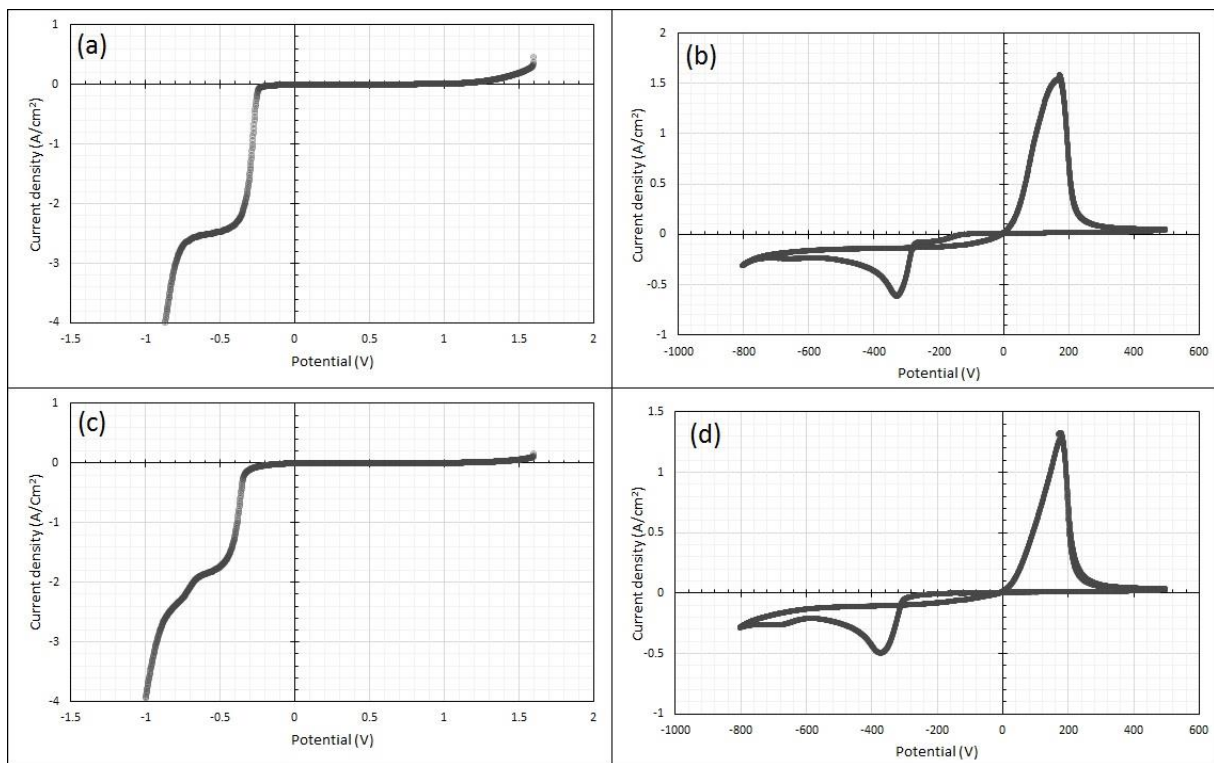


Figure 7-1: Linear (a), (c) and cyclic sweep (b), (d) voltammetry tests of the synthetic solution (SS) and the real leachate solution respectively.

7.2.3.1 Voltammetry tests

Linear and cyclic sweep voltammetry tests were carried out to obtain information on the current potential behavior of the metal cations in the solutions. A calomel reference electrode (REF421, Radiometer Analytical, France) in a saturated KCl solution (0.199V vs. SHE) was used for the voltammetry tests. Linear sweep voltammetry was performed with a potential scan of 25 mV/s from -1.2 V to 1.6 V (vs. Ag/AgCl) with the leachate solution in an electrolytic cell of 0.5 L volume with two platinum electrodes as anode and cathode stirred at 1000 rpm and the calomel reference electrode connected to a potentiometer (Voltalab, Model PST006, Radiometer Analytical, France). The results were recorded by the Voltmaster software (Radiometer Analytical, France). The cell potential versus current density was recorded at 0.25 s intervals using the software's data acquisition system.

7.2.3.2 Electrodeposition tests

In electrodeposition experiments, an electrolytic cell with working volume of 100 mL was employed, with a platinum anode and one carbon felt cathode with leachate solution as the electrolyte. A potentiostat/galvanostat and a DC Triple power supply unit (HAMEG, HM8040-3, Switzerland) were connected to an anode of pure platinum and a pitch-based filamentous carbon fiber felt cathode. The fibers were approximately 10 μm in diameter as observed in the electron microscope. The carbon felt cathodes were prepared at 1 \times 1 \times 4 cm (L \times W \times H), covered with tape and submerged at approximately 0.5 cm below the surface of the electrolyte. The electrolyte was agitated with a magnetic stirrer. The schematic of the electrolytic cell is given in Figure 7-2.

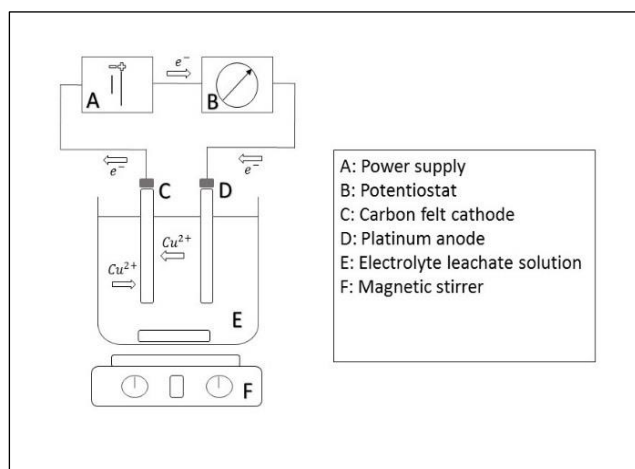


Figure 7-2: Schematic electrolytic cell design.

The current was set at values between 50 and 200 mA in order to allow the selective deposition. This corresponded to 2.8, 3.9, 6.1 V of electric potential for each current, respectively, for 50 mA, 100 mA and 200 mA. All experiments were performed over a period of 180 min. The electrolyte leachate solution and the synthetic solution were sampled for the metal concentrations at 10 minute intervals for the entire

experimental time. Changes in the current were monitored from the display of the potentiometer. All experiments were performed in triplicate at $23 (\pm 2)^\circ\text{C}$ in open atmosphere.

7.2.3.3 Current (Faradic) efficiency and power consumption

The power requirement is calculated by multiplying current and voltage, as shown in Equation (7-9):

$$P = V \cdot I \quad (7-9)$$

where P is power consumption in watts, V is voltage in volts and I is the current in amperes.

Energy consumed per mass of Cu is calculated by multiplying power consumption by time consumed divided by the mass deposited on the cathode as shown below:

$$E_c = P \cdot t / m \quad (7-10)$$

Where E_c is the energy consumption in Wh/g and m is the mass of Cu deposited in gram.

The specific current (Faradaic) efficiency is calculated according to the formula below, derived from Faraday's law of electrodeposition:

$$\eta = \frac{n \cdot F \cdot m}{M \cdot I \cdot t} \quad (7-11)$$

where η denotes efficiency, m is the weight of Cu recovered on the cathode in g, M is the molar mass of Cu (63.5 g/mol), I is the current in ampere, t is the electrodeposition time in seconds, n is the number of electrons involved in the reaction and F is the Faraday constant, i.e. 96,485 C/mol.

7.2.4 Properties of the final products

The morphology, visual characterization and the chemical composition of the precipitates and the cathodic deposits were examined by scanning electron microscopy (SEM) equipped with an energy dispersive X-ray analyzer (EDS) (JSM-6010LA, JEOL, Japan). The precipitates were collected with a plastic fine bore Pasteur pipette and placed on a brass pin covered with graphite. Particle size distribution (PSD) and zeta potential analyses were conducted by a zeta sizer (Malvern, Nano ZS, UK) with the laser light scattering technique as described by Fowler et al. (2015).

The composition, morphology and metallic depositions were observed over time during the processes. Cathodic deposits were stored under nitrogen atmosphere prior to their analysis in order to prevent oxidation. Metal concentrations of the leachate solutions were periodically measured during both recovery processes, in order to investigate the process kinetics and removal efficiency. The solutions were visually observed for changes in physical parameters and as an indication of the concentration. The carbon felt cathodes were collected and stored for mass balance analyses. The surface morphology and the chemical composition of the cathodic deposits were investigated by SEM-EDS (JSM-6010LA, JEOL, Japan).

7.2.5 Analytical methods

Cu, Fe, Al, Zn were analyzed at wavelengths (nm) of 324.8, 259.4, 394.4, 202.6, respectively, by inductively coupled plasma optical emission spectrophotometry (ICP-OES) (Perkin Elmer Optima 8300, USA) equipped with a solid-state SCD detector and a low-flow argon nebulizer (Meinhard K1, USA). Alternatively, periodic metal measurements were carried out by atomic absorption spectrophotometer (AAS-F) (Agilent 200, Varian, USA) at the above-mentioned wavelengths for the individual metals. Multi-element calibration standards were of analytical grade in 5% HNO₃ matrix (Perkin Elmer, France). Ferrous iron (Fe²⁺) was measured by a modified o-phenanthroline method as described by Herrera et al. (1989). Anion measurements were carried out by ICS-4000 Dionex ion chromatograph (Thermo Scientific, USA). The instrument was equipped with a dual pump (DP) and an eluent generator module, which generated a high purity KOH eluent from deionised water using an EGC-KOH cartridge, an IC Cube module, which included an injection valve, a degas cartridge, column heater, guard column (IonPac AG15, 0.4 × 50 mm), and separator column (IonPac AS15, 0.4 × 250 mm). A capillary conductivity detector (CD) was used for detection. The samples were injected via an auto-sampler (Dionex AS-DV, Thermo Scientific, USA). Total organic carbon (TOC) was analyzed in a total organic carbon analyzer (TOC-L, Shimadzu, Japan) by non-purgeable organic carbon method as explained by Oturan et al. (2015). pH was measured by Ag/AgCl reference electrode (SenTix 21, WTW, Germany) connected to a pH meter (691 Metrohm pH meter, Germany). Conductivity was measured by an electrode (CDC566T, Radiometer Analytical, France) connected to a conductivity meter (CDM230, Radiometer Analytical, France).

7.3 Results

7.3.1 Sulfidic precipitation of metals

Figure 7-3 gives the removal efficiencies of the metals from the leachate solution at various precipitant concentrations. Cu was observably isolated from the LS in our experimental conditions. The reaction of metals and aqueous sulfide was almost instantaneous, resulting in the formation of insoluble metal–sulfide complexes. Thus, the effect of time was found to play a negligible role (results not shown) and the results were calculated according to the samples taken at $t=1$ min. At sulfide concentrations of 35 mM and lower, no odorous H_2S formation was detected.

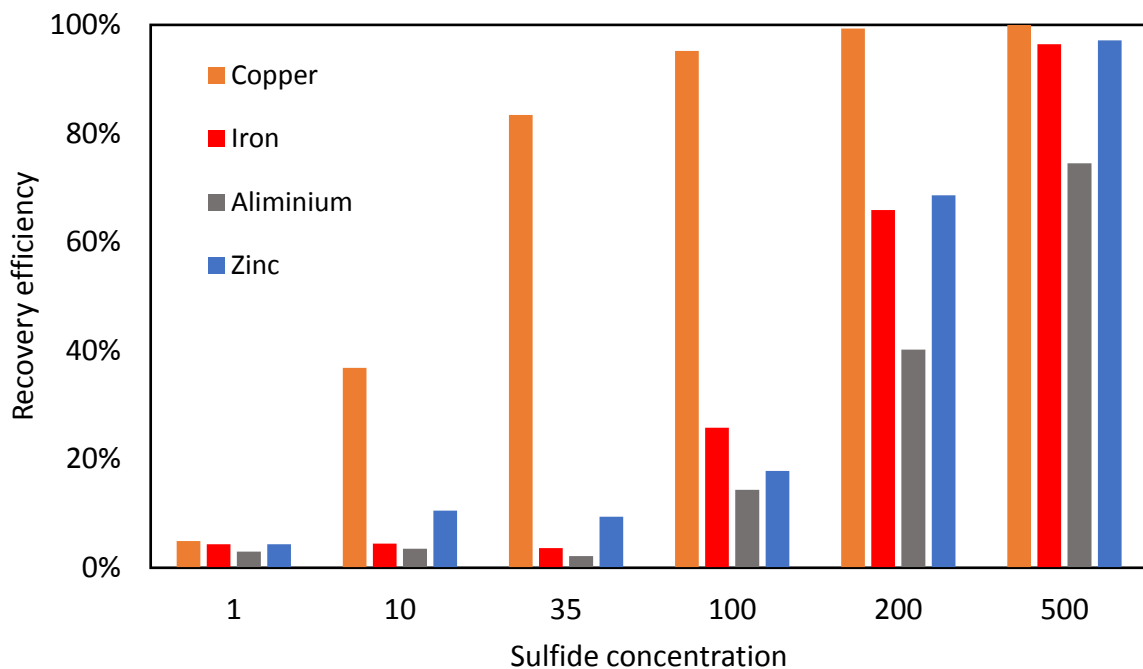


Figure 7-3: Metal removal from the leachate solution by sulfidic precipitation at various concentrations.

The solution was turbid as in a slurry, as the crystallization occurred in various particles sizes, including very small ones. The removal of metals increased with the increasing sulfide concentration. Cu was removed with 5.0%, 16.5%, 83.1% 95.2%, 99.3% and 99.9% efficiencies at sulfide concentrations of 1, 10, 35, 100, 200 and 500 mM, respectively (Figure 7-3). 10 mM sulfide resulted in the rapid formation of a CuS precipitate with good settling characteristics, although 63.2% of the Cu remained in solution. At 35 mM of sulfide, 83.4% of Cu was removed

from the solution. At a concentration of 500 mM, the metals were removed from the solution at high efficiencies, i.e. 99.9% of Cu, 96.4% of Fe, 97.1% of Zn and Al with 74.5%.

7.3.2 Zeta potential and particle size distribution

Zeta potential and PSD measurements results are given in Table 7-2. Results show that the Zeta potentials were (in mV) -15.5 (± 0.12), -25.8 (± 0.2), -28.0 (± 0.14), -30.3 (± 0.23), -15.9 (± 0.12), and -14.8 (± 0.08), respectively, for sulfide concentrations of (in ppm) 1, 10, 35, 100, 200 and 500. The zeta potential became less negative with an increase in the metal:sulfide (Me:S^{2-}) molar ratio up to the saturation concentration of 35 ppm. At a concentration of 100 ppm, the zeta potential showed a decreasing trend, which at 200 ppm was at the lowest. The zeta potential obtained was substantially more positive in the presence of excess sulfide (over 35 mM) than that in the absence of excess sulfide. PSD showed a normal distribution in all experimental conditions, with a notably small particle size at 35 mM (152.1 d.nm). The attenuator was between 7 and 10, indicating highly turbid solutions. At 100 mM, where the excess sulfide is lowest, the solution showed the highest attenuator. The zeta potential results showed consistency with particle size and attenuator data (Table 7-2).

Table 7-2: Zeta-potential (Z_p), particle size distribution (PSD), attenuator, zeta average ($Z\text{-avrg.}$), % intensity, and standard deviation of the measurements ($Stdev$) measurements of the precipitates.

S²⁻ conc. (mM)	Z_p (mv)	Stdev (mv)	Attenuator (no unit)	In range	Z-avrg (d.nm.)	Stdev (d.nm)	% intensity
1	-15.5	0.12	7	73.7	1216	294.2	93.8
10	-25.8	0.2	7	75	659.5	102.8	100
35	-30.3	0.14	8	75.8	152.1	20.57	100
100	-18.0	0.23	10	66.5	594.4	110.8	100
200	-15.9	0.12	7	81.8	655.5	129.2	83.7
500	-14.8	0.08	6	87.6	655.5	95.86	100

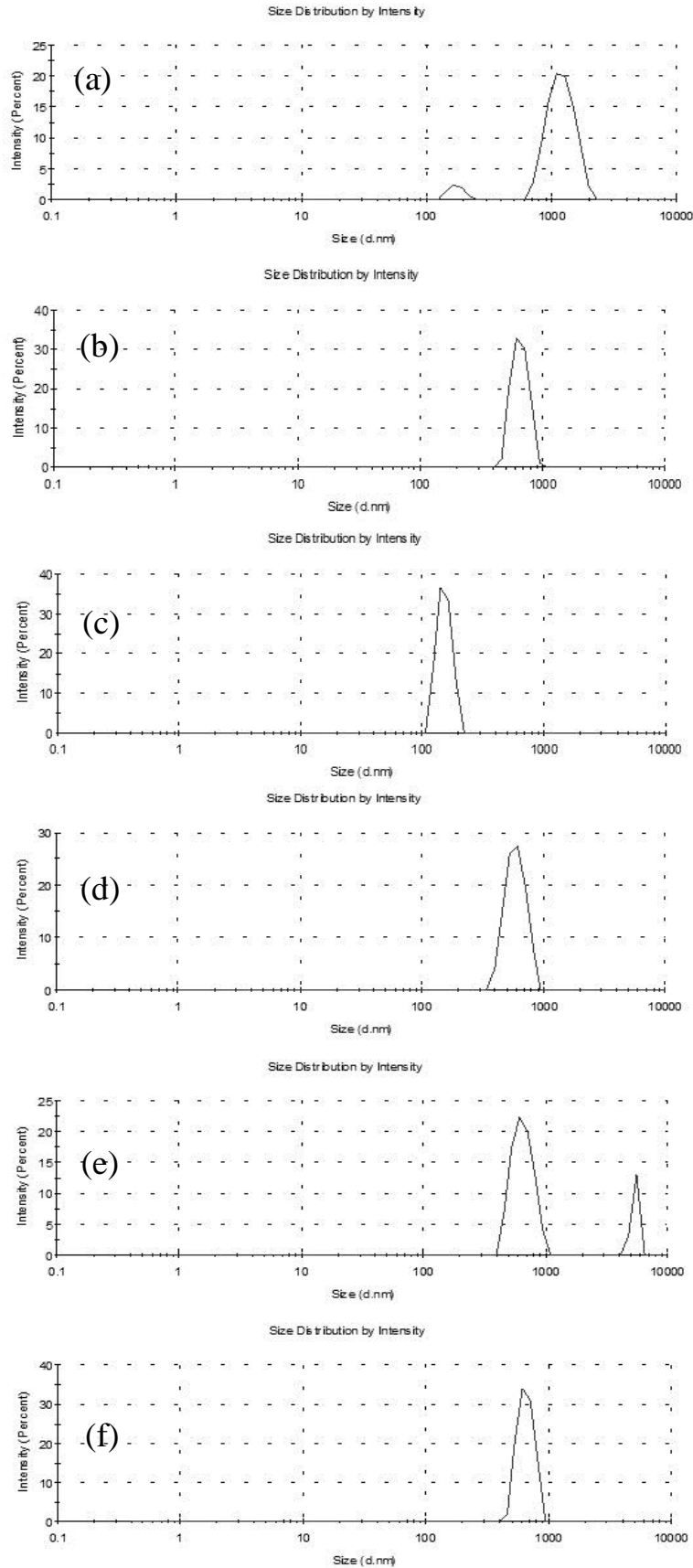


Figure 7-4: Particle size distribution of precipitates at sulfide concentrations of (in ppm) 1 (a), 10 (b), 35 (c), 100 (d), 200 (e) and 500 (f).

7.3.3 Electrodeposition of metals

Results of the linear and cyclic voltammetry tests are given at Figure 7-1. Various cathodic deposition potentials in voltammetry results suggest that a number of intermediate complexes are formed and a difference in reduction potential is prevalent. These are the minimum cathodic potentials of the cations Cu^{2+} , Fe^{2+} , Fe^{3+} , Zn^{2+} and Al^{3+} in the leachate solution for the electrowinning process. The results of the voltammetry test with the synthetic solution showed similarity to the ones of the leachate solution with a slight difference in the shape of the linear voltammetry curve (Figure 7-1).



Figure 7-5: Voltammetry tests (a), electrowinning experiments, carbon felt cathode after (c) and before deposition (d).

The difference in potentials enabled selective deposition of the metals. Cu was selectively deposited on the cathode at the selected current range between 50 mA and 200 mA, showing various kinetic properties. Current density had a positive correlation with the deposition rate of the metals. Selective deposition of Cu showed dependency on time and current (Figure 7-6). At current densities higher than 50 mA, zinc and iron co-deposition was significant. At 100 mA current density, 12% and 20% of iron and zinc, respectively, co-deposited at the cathode. At 200 mA current density, 16% and 14% of iron and zinc co-deposited. It should be noted, however, that the significance of these results is proportional with the metal concentrations in solution. Aluminum deposition was negligible in our experimental conditions. There was little difference between the leachate solution and synthetic solution, besides

the kinetic properties of metal electrodeposition in synthetic solution was slightly higher (Figure 7-6).

Despite an increasing interest and published works in recovery of metals from waste material using microbial routes (Shah et al., 2014; Wang et al., 2009), the final leachate solutions are seldom extensively characterized. This particularly applies to the organic content of the solution

which is the final liquid product of bioprocessing of waste materials. In this work, we detected a considerable amount of total organic content (39.1 mg/L, Table 7-1) in the leachate solution, which is not reported anywhere else, to the best knowledge of the author.

In terms of metal selectivity, no significant difference between the leachate solution and the synthetic leachate was observed, except for the slight difference of iron co-deposition, particularly at 100 and 200 mA current densities. At 100 mA and 200 mA, 88.2% and 94.4 and 84.2% and 88.4%, respectively, of the initial iron stayed in the solution at the end of the electrowinning process. The removal ratio was in line with the ferrous iron ratio of the total iron concentration between the real leachate (96%) and the synthetic solution (100%).

7.3.4 Energy consumption and current (Faradaic) efficiency

The electrowinning process was evaluated in terms of specific energy consumption, current (Faradaic) efficiency as a function of current used, reaction time and amount of metal recovered. The power consumption and current efficiency was calculated for Cu recovery using the Equations (7-9), (7-10), and (7-11). Energy consumption was 6.74, 7.43, 9.24 Wh/g of deposited Cu, respectively, for 50 mA, 100 mA and 200 mA current densities (Table 7-3). An increase in power consumption is observed with increasing current density. Current efficiency for Cu deposition was calculated as 76.3%, 69.2% and 55.2% at 50 mA, 100 mA and 200 mA current densities, respectively.

7.3.5 Final products

The sulfidic precipitates and the cathodic deposits showed differences in morphology, chemical composition and physical appearance, as can be seen in Figure 7-7. SEM-EDS analysis revealed a porous morphology of the sulfidic precipitates and aggregation of particles without crystal forms. The color of precipitates depended on the reagent concentrations: brown was equivalent for floc at low concentrations; and blue/black flocs at higher concentrations. Cu and sulfide formed stoichiometric bounds according to their abundance, forming covellite mineral forms, with a Cu:S ratio of 1:1. The concentration of Cu and sulfide was 32.7 (± 1.2) and 32.8 (± 1.0) (% , by mass) as per the results of point sweep analysis by EDS. Small amounts of iron were also observed in one-point analysis (Nr.2, Figure 7-7a) which indicated minor co-precipitation of this element. However, iron was not detected in other point EDS analyses.

Cathodic deposits from electrowinning experiments had an earthy brown color, typical of elemental Cu. EDS analysis on the deposits showed Cu with a significant amount of oxygen,

showing the presence of cupric oxide (CuO). This is due to deposition of a very thin layer of Cu on the carbon cathode and its spontaneous reaction with atmospheric oxygen. Deposition was concentrated on the surface of the outer fibers and inclined towards the one side of the cathode, giving an overall heterogeneous distribution. Deposition onto the central fibers was strenuous, as they are randomly oriented and the Cu ions preferentially approached the outer layer rather than the inner fibers.

Table 7-3: Electrowinning power consumption and current efficiency calculations for the leachate solution.

Parameter	Unit	50 mA	100 mA	200 mA
Power	(W)	0.14	0.39	1.22
Current	(A)	0.05	0.1	0.2
Voltage	(V)	2.8	3.9	6.1
Energy consumption	(Wh g/L)	3.09	4.76	9.24
Mass	(g)	0.075	0.081	0.088
Molar mass	(g mol/L)	63.5	63.5	63.5
Current	(A)	0.05	0.1	0.2
Time	(s)	6000	3600	2400
Faraday constant	(C mol/L)	96,485	96,485	96,485
Number of electrons	(1 mol ⁻¹)	2	2	2
Current efficiency	(%)	0.76	0.69	0.55

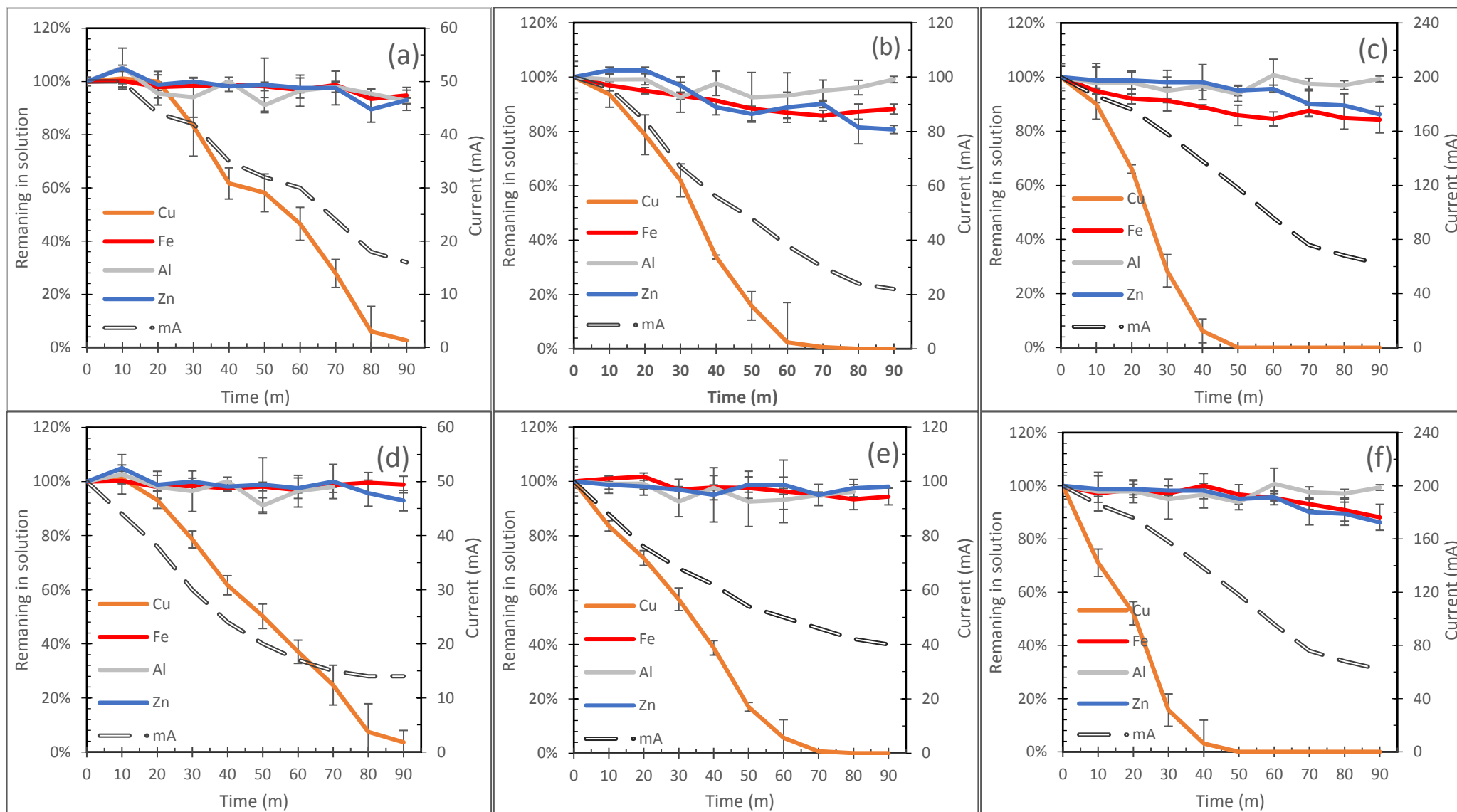


Figure 7-6: Recovery of metals from at 50 mA, 100 mA, and 200 mA current densities, respectively, from the leachate solution (LS) (a), (b) and (c) and the synthetic solution (SS) (d), (e) and (f) by electrodeposition.

7.4 Discussion

7.4.1 Selective recovery of metals from the leachate solution

When multi-metal leachate solutions are concerned, it is possible to selectively recover and isolate them from the solution, using their various chemical differences (Alymore, 2001). Many of these metals react readily with sulfide to form solid sulfide phases that have different solubility products. The key reactant involved is S^{2-} . On the other hand, dissolved cations have different reduction potentials which can be used to selectively deposit elemental metals by regulating the current. In this study the aim was to target the (1) solubility constant differences of metals at given pH, and (2) difference in electrochemical reactivity. An order of selectivity towards individual metals was observed towards individual metals in both recovery techniques.

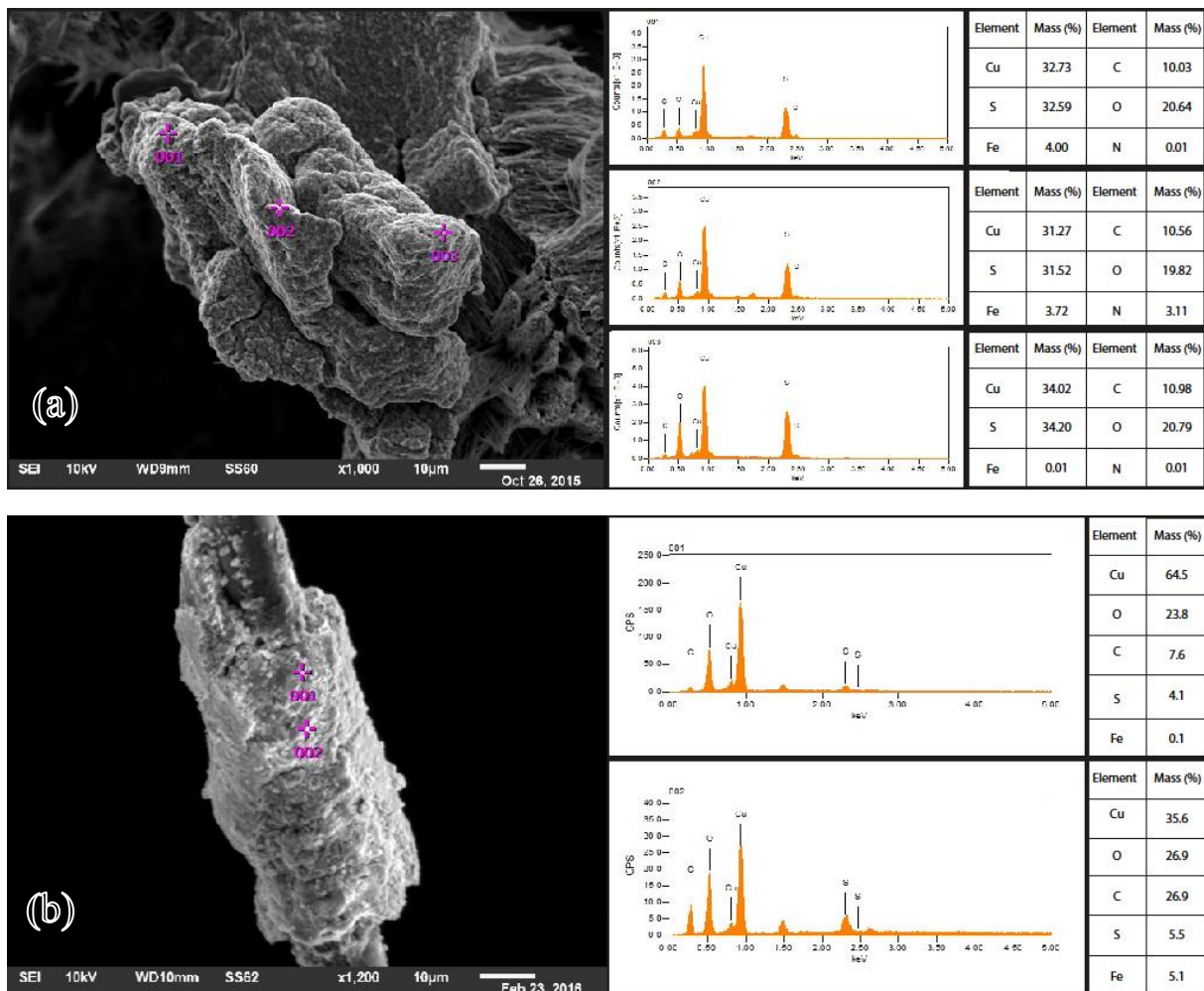


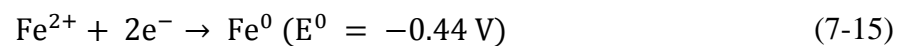
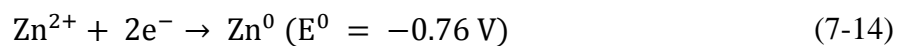
Figure 7-7: SEM-EDS analysis of the (a) sulfidic precipitate at 35 mM precipitant concentration and (b) cathodic deposition at 100 mA current density.

In sulfidic precipitation tests, Cu was selectively recovered, before the other cations in the solution, in our experimental conditions (Figure 7-3). In aqueous solutions of sparingly soluble salts, these are expressed in terms of the solubility products (Van Hille et al., 2005). CuS has a solubility constant of $K_{sp} = 6 \times 10^{-37}$, much lower than those of iron (8×10^{-19}), Al (1×10^{-22}), and Zn (1×10^{-23}). Thus, Cu precipitated primarily, forming insoluble salts with S^{2-} ions, at a CuS ratio of 1:1, in the form of covellite as confirmed by the EDS measurements. As the concentration of the precipitant increases other metal cations sequentially precipitated in order of $Fe > Ni > Zn$. This follows the order of solubility of the respective sulfide salts of the metals. It should be noted that the addition of sulfide to the solution increases the pH according to the reaction below. By modifying the pH, it is possible to achieve selectivity towards single metals. Cu at pH 1.0 - 1.5, Zn at pH 4.5-5.0 and Ni at pH 6.5-7.0 (Tokuda et al., 2008). An increased pH enabled metals to precipitate in their sulfide forms:



From a thermodynamic point of view, only the metals with a higher electrochemical potential will co-deposit with Cu in electrodeposition tests. Kinetically, the reactions readily occurred, as opposed to sulfidic precipitation reactions using different sulfide sources such as H_2S (Tokuda et al., 2008). There was no difference between the metals as the precipitation reactions occurred instantaneously.

Due to relative low reactivity of Cu, it was easily electrodeposited on the carbon cathode with a relatively high purity (65%) before the other metals. The behavior of other metal species present in the electrolyte can be understood with reference to their position in the reactivity series (Bebelis et al., 2013). Those species with a more positive reduction potential than Cu can plate on the cathode, while those with more negative potential remained in solution. Thus, selective deposition of Cu was possible due to its standard potential difference. As can be seen from the reactions (7-13), (7-14), (7-15) below, in combination with (7-2), Cu is much less reactive than the other ions in the solution.



The increase of intensity had an effect on the reaction rate but not on the deposition of other cations. The current decreased during the electrodeposition reactions as with the decreasing conductivity. A small amount of iron co-deposited with Cu, as can be seen at Figure 7-7. This could be attributed to the occurrence of the ferric ions along with ferrous ions in the solution (Das and Krishna, 1996). Selectivity toward Cu was achieved and a competition between iron and Cu was not observed, largely due to speciation of iron. Typically, a solvent-extraction step is employed so as to isolate one metal over the other, and prevent co-deposition (Dreisinger, 2006; Kordosky, 2002). With the leachate solution, where iron is found predominantly in ferrous form, Cu was easily recovered, without the requirement of an additional step. Only 4%, 9% and 12% of iron was co-deposited with Cu at 50, 100 and 200 mA current densities (Figure 7-6). In its ferrous form, iron is much less electronegative than its ferric form which resulted in the selective deposition of Cu over iron.

The effect of time was negligible in sulfide precipitation experiments as the reactions were instantaneous (results not shown). Formation of the precipitates with small sizes, however, resulted in a turbid slurry and the sedimentation of the precipitates was not affected by time. Formation of the miniscule particles hinted that the scaling up of the technology could be a difficult task. Selective and sequential deposition proved feasible by alternating the current in electrowinning tests. Iron speciation is a crucial parameter in selective recovery of Cu in iron- and Cu-rich leachate solutions, as the reactivity level of ferrous iron ions is much lower than those of ferric ions, and it mediated the selective deposition of Cu on the cathode in our experimental conditions. Additionally, the current density and the process kinetics were in positive correlation and increased current densities improved the reaction rate. However, there is a balance between the current density and the process efficiency as the faradaic efficiency is reduced with the increasing current density. As the current intensity increased the current used to deposit Cu on the electrode is higher.

7.4.2 Energy consumption and process efficiency

From an engineering standpoint, selection of the most efficient current density with a high selectivity towards the targeted metal is desired. Faradaic current efficiencies for recovery of Cu were relatively high at experimented current densities. In practice, a current efficiency above 60% is acceptable (Schlesinger et al., 2011), as it can be argued that in such complex solutions the current is consumed by many accompanying redox reactions, specifically the reduction of the reactive cations. A competing reaction to the deposition of Cu is the reduction of Fe^{3+} to

Fe^{2+} at the cathode. This explains the decreasing effect on the efficiency of Cu deposition, as some of the current is used for the reduction of ferric to ferrous (Das and Krishna, 1996). In addition, open atmosphere testing might be another reason of current consumption (Xiao et al., 2013), as the atmospheric oxygen could lead to oxidation of cuprous (Cu^+) to cupric (Cu^{2+}). Lastly, another reason could be that the relatively high current density for a dilute Cu solution caused the Cu to deposit as amorphous, porous Cu fibers, which shortened the electrode distance, and the decreased the cell voltage and efficiency.

The specific energy consumption was comparable to the findings of Gorgievski et al. (2009) who used similar experimental conditions; however higher than the findings of Vegliò et al. (2003) and Panda and Das (2001), who used synthetic solutions. The main reason for the relatively high energy consumption is related to the usage of a real leachate solution that contained many impurities. Specific energy consumption is observably inversely proportional to the current efficiency. This is related to the excessive usage of the current at 200 mA, as was observed by the formation of hydrogen gas at the anode. Selection of the applied current density denotes a balance between deposition kinetics and the power consumption. Conclusively, we found that 100 mA is the most efficient current to selectively deposit Cu on the cathode in our experimental conditions.

7.4.3 Final products

Higher removal efficiency and selectivity was achieved in our experiments, owing to highly acidic conditions where the solubility difference of covellite enabled selective precipitation. The sulfidic precipitates, purity of 33% wt Cu, were observed suitable to be used in the preceding smelting or roasting processes. The precipitates were greater in purity than the findings of Chen et al. (2014) who used a fractional precipitation strategy to separate metals from a metal-rich leachate solution. The leachate was turbid and light brown before solid/liquid separation, due to the formation of very fine CuS particles. Covellite precipitates were aggregated, amorphous, and of various particles sizes, as could be observed in Figure 7-7a. These finding and the micrographs were similar to other authors' findings who used synthetic and real solutions (Sahinkaya et al., 2009; Villa-Gomez et al., 2014). A large number of miniscule sulfidic precipitates are formed during the process, with a particle size as small as 100 nm as a result of low solubility and highly charged surfaces (Chung et al., 2015). From a practical point of view, solid/liquid separation of the precipitates could be problematic as the particles showed various particle sizes, including very small ones.

This leads to significant practical challenges with respect to solid–liquid separation and subsequent recovery of the precipitate. In our tests, centrifugation was used to collect the precipitates of various sizes however this is not possible on a larger scale. It should be noted that the practical efficiency might be lower, despite the high metal removal achieved in small scale tests (Figure 7-4). This problem might be remediated by the usage of a different aqueous sulfide source. Chung et al. (2015) showed that the usage of $\text{Na}_2\text{S}\cdot 5\text{H}_2\text{O}$ showed reduced surface charge, thus a larger precipitate size. The zeta potential trend suggests that the high supersaturation resulted in the rapid nucleation of a large number of small particles, followed by the adsorption of excess sulfide onto the particle surface, imparting the negative charge. The surface charge suppressed aggregation of the primary particles, resulting in a substantially reduced mean particle size. The small, highly charged particles were stabilized in suspension, which resulted in rather poor settling characteristics.

The cathodic depositions were suitable to be used in the subsequent purification step. Regarding the deposit quality, the Cu electrodeposit obtained was high grade (64.5%, Figure 7-7b). Scanning electron microscopy demonstrated a thin, compact and uneven deposit. When carbon felt is used as cathode the formation of nuclei on the carbon surface and a change in the morphology of the deposit occurs (Bolzán, 2013). Also, in practice oxidation of the Cu deposit with atmospheric oxygen constitutes a main challenge in future application of the technology at a larger scale. Cathode design can be further optimized so as to increase efficiency, possibly by increasing the fibre width and/or adjust the anode distance to influence the metal film formation.

There exists several practical challenges for the precipitation process, particularly where the recovery of valuable metals is required. On the other hand, selectivity of Cu on the cathodic depositions was good, with little impurities of iron and other metals. Competing ferric iron cations is a potential reason for impurities in the cathodic depositions (Das and Krishna, 1996). This mediated the oxidation of the deposited metals with atmospheric oxygen even though the specimen was carefully stored in nitrogen atmosphere. This may be overcome by increasing the Cu deposited on the electrodes. Another strategy is the usage of a hot pressing vacuum so as to anchor the deposited metal onto the carbon cathode (Wan et al., 1997). Nevertheless, in our tests, the grade of the Cu deposition was high enough to be used in a subsequent electropurification step (Section 7.3.5).

7.5 Conclusions

This work compared two metal recovery techniques, namely sulfidic precipitation and electrowinning to recover Cu from a multi-element bio-leachate. We have shown the selective recovery of Cu (Cu) from the solution was feasible with both methods. Cu was recovered stoichiometrically through sulfidic precipitation, with a Cu:S ratio of 1:1. The precipitates showed agglomeration with no visible crystal formation. Cu was removed from the bio-leachate solution by applying the appropriate current at a level that allowed selective deposition. Selective deposition of Cu was achieved owing to the redox state of iron as ferrous (Fe^{2+}) in the leachate solution. Electrowinning was superior due its feasibility, ease of practical application and integrability with the preceding leaching process.

Chapter 8

Techno-economic assessment and environmental sustainability analysis of metal recovery technology from e-waste

Abstract

Techno-economic assessment and environmental sustainability analysis carried out at an early stage of research, development and innovation (RD&I) projects will lead emerging technologies toward a better environmental profile. This chapter describes a case study for anticipatory techno-economic and environmental sustainability analysis that incorporates technology forecasting, cost-benefit analysis, and comparative impact assessment applied to a novel metal recovery technology from electronic waste material. The main objective is to compare, from a techno-economic and environmental point of view, different alternatives for metal recovery from electronic waste. Three case studies for chemical, biological and hybrid treatment of electronic waste for metal recovery are drafted and their environmental sustainability was assessed. The initial capital investment and operational costs of a future resource recovery plant from an early stage were estimated and a cost-benefit analysis was carried out. The average value of metal recovery of 1 kg of discarded printed circuit boards (PCB) was 11.83 EUR. Considering the revenues and the total capital investment costs, 5.1, 2.4 and 4.3 years of return of interest were calculated for the biological, chemical, and hybrid process alternatives, respectively. In general, chemical technologies performed better than biological technologies, in terms of metal extraction and recovery efficiency. Environmental sustainability assessment revealed that biological treatment of base metals in acidophilic consortium is more advantageous than chemical leaching, However, in the case of gold leaching, chemical leaching was less impactful than biological leaching. Thus, a hybrid approach is recommended in order to find a balance between high metal recovery yield and environmental sustainability. This case study illustrates the potential for ex ante life-cycle assessment (LCA) to prioritize research questions and help to guide selection of an environmentally responsible innovation actions to developing emerging metal recovery technologies.

8.1 Introduction

Resource scarcity, secure supply of raw materials and their adverse environmental, economic and societal impacts are alarming issues of the current century (Liu et al., 2015). The demand for raw materials, usage of natural resources and the increasing pressure on natural habitats urge the assessment of the impact of human activities (Dewulf et al., 2015). This particularly applies to

resource- and energy-intensive products and processes, as sustainable resource management and energy supply are of high importance on the environmental and social impact agendas. Researchers look for new ways to incorporate sustainability issues into the design of new processes and ensure the sustainable procurement, use and disposal of materials (Hallstedt et al., 2013). Novel, eco-innovative, sustainable processes are not only necessary to meet the newly adopted stringent environmental regulations, but also to keep a competitive advantage in the global markets (Gargalo et al., 2016).

Including the sustainability dimension at the earliest stage of development is increasingly a necessity in research projects. Environmental profile assessment of an innovative material or a novel process at an early stage of development is of fundamental importance for its future application (Tecchio et al., 2016). Life-cycle assessment (LCA) is a widely used and standardized tool to evaluate the environmental impact of a product, a process or a service. It systematically compiles inventories of resources attributable to the supply of products and processes. Such tools enable the identification of the potential impact and environmental hotspots of future systems, and potentially help making strategic decisions at an early stage (Chang et al., 2014). As an important environmental decision making tool, LCA assesses environmental profiles and prioritizes research directions, and mitigates technical risks for scale-up prior to significant investments (Mancini et al., 2015). Applying LCA early in a research, development and innovation (RD&I) process guides emerging technologies towards a better environmental profile (Wender et al., 2014).

Early research, testing and development of an emerging technology, when its characteristics and parameters are defined, is an essential phase for its techno-economic and sustainability assessment. During this phase a first attempt can be carried out to predict the environmental impact for certain components of the processes at an early laboratorial research stage. LCA is very useful for providing information on resource and sustainability related issues, such as the criticality of raw materials used in the supply chains, decision between usage of certain elements, or impacts of certain elements of a process on the environment (Mancini et al., 2016). Decisions made at an early stage of a research at a low technology readiness level (TRL), when most of the final costs, functional requirements and environmental impacts are determined, will have a large impact later (Gavankar et al., 2015).

Nonetheless, there are several limitations to accurately predict the environmental profile of a future technology. Early stage research processes have solely laboratory-based experimental data. Namely, barriers related to data scarcity, rapid change of technology and prices, issues related to scale-up and sensitivity, functionality, isolation of environmental impacts from technical research inhibit the application of techno-economic and sustainability analysis (Bidby et al., 2016). This task becomes even more difficult when data for a process that will function in the future is required. Upscaling from small to large scale applications shows significant scale up effects, as upscaling might give biased results which do not necessarily represent the performance of a technology in a future industrial scale (Rosner and Wagner, 2012). LCA is inherently conjunctive and cumulative, which brings into question the validity of the linearly scaled up data from the early stage low TRL development process (Villares et al., 2016). This does not, however, necessarily mean the invalidity of the results from the exploratory studies. It is essential to interpret the LCA results as a comparative analysis of systems but not a final verdict. For early-stage development of conceptual process alternatives, a multi-level framework for environmental sustainability and techno-economic analysis through multi criteria risk assessment is valuable (Herva and Roca, 2013).

LCA is retrospective in its nature, almost exclusively applied to existing products and services. Compared to ex post applications, LCA of future scenarios, i.e. ex ante cases require equal or occasionally more elaborate data input, as more uncertainties are involved. A number of issues are to be taken into consideration to draw sound conclusions, namely defining the goal and scope of the LCA, the quality of the data, and the level of confidence in data interpretation (Chang et al., 2014). Attempts have been made to apply the tool to emerging technologies where requisite information for modelling is limited. Such approaches typically involve scaling up the technology, using scenarios based on estimates or simulations, where the associated production maturity and efficiency brings often more environmental benignity, mainly as a result of the scale up effect (Gavankar et al., 2015). Thus, the outcome of LCA on emerging technologies based on data from lab scale should be interpreted in conjunction with their TRL. An LCA on a lab-scale technology is of limited use for comparative purposes due to scaling issues. Results obtained from the sustainability assessment of emerging technologies do not necessarily represent the environmental profile of the full-scale application.

In technology development projects, scale-up is a decisive and integral step. The inherent lack of data across the life-cycle of emerging technologies contributes to high uncertainty. Addressing differences between laboratory systems and industrial processes are crucial to establish data validity. At low TRL lab phase, volumes are typically lower, where efficiency gains have been integrated (Frischknecht et al., 2009). Scaling up can reveal unforeseen byproducts or amplify small variations to large data errors. In the laboratory, the various steps are run in batch setting and not necessarily connected to each other and the volumes are much smaller than typical commercial plants. To the best of our knowledge, there is no general procedure to scale up laboratory scale processes to the scale of industrial production. According to Piccinno et al. (2016), the scale-up framework follows a five-step procedure. The starting point (1) is a lab protocol that is obtained from the lab experiments directly, validated by a publication or a patent document, leading to a (2) design of a plant flow diagram. In the next step, each individual process step (3) in this plant flow diagram is scaled up according to the procedure of this framework. The (4) linkage and consolidation of the in- and output data of all the involved process steps is then included. All the obtained results are used in the concluding step (5) to perform the LCA.

Predicting future technology changes, which is an important factor in LCA, and their associated environmental profile is difficult. Providing some reasonable consideration and appraisal of environmental impacts as early as possible in technological development is necessary, given the high degree of influence in such outcomes of this phase. Alternative process configurations, new interpretation methods capable of reconciling trade-offs between different impact categories or technology alternatives can be beneficial for comparing the LCA of emerging technologies. LCA analyses lacking explicit interpretation of the degree of uncertainty and sensitivities are of limited value as robust evidence for comparative assertions or decision making (Guo and Murphy, 2012). Uncertainty combined with sensitivity analysis can lead to an incremental increase in confidence in the LCA findings, in particular in *ex ante* situations. The goal and scope must clearly specify the interpretation of results and their usage in defining environmental bottlenecks to compare the newly developed process routes (Hetherington et al., 2014).

The overall objective of this work is to conduct an environmental sustainability assessment and techno-economic assessment of an emerging future technology for the recovery of valuable metals from electronic waste. Waste electric and electronic equipment (WEEE) are an increasing fraction

of municipal waste and an alarming global environmental problem. Their improper management leads to many environmental and social problems, i.e pollution, informal recycling under substandard conditions, illegal transboundary movement of waste and loss of valuable resources (Tsydenova and Bengtsson, 2011). Recovery of metals from WEEE is an obvious option to meet the resource demands (Gu et al., 2016). A mobile phone includes more than 60 elements embedded within the device (Bloodworth, 2014), of which a large fraction is not properly recycled (Ueberschaar and Rotter, 2015). Various recovery routes have been considered to recover metals from WEEE, including hydrometallurgical, biotechnological and pyrometallurgical approaches, and a number of hybrid approaches (Hadi et al., 2015; Hennebel et al., 2015; Zhang and Xu, 2016).

In Chapters 5 and 6, two proof-of-concepts of technological processes to recover metals from waste material at the lab scale was given. A biological (Chapter 5) and a chemical (Chapter 6) process was developed to selectively recover metals from discarded electronic devices. In this work, we aim to assess the sustainability profile and evaluate the techno-economic performance of a future technology. In this direction we developed three scenarios, namely a biological route, a chemical route, and a hybrid route, so as to comparatively analyse their profile from a life-cycle point of view. The specific objectives of this research are: (1) to identify the key elements and bottlenecks for successful implementation, (2) give a comparative analysis of the selected scenarios, and (3) apply LCA as a tool for a strategic environmental sustainability analysis in technology development at an early stage.

8.2 Methodology

8.2.1 Simulation of an ex ante metal recovery process

This study evaluates the techno-economic profile and environmental sustainability of a future metal extraction and recovery process from WEEE, specifically PCB. This includes pretreatment, metal extraction and a subsequent metal recovery step in a two-step approach, for copper (Cu) and gold (Au). Three alternative processes were designed, namely (1) a biological route, (2) a chemical route, and (3) a hybrid route. In each scenario, the study was conducted for hypothetical cases, with fixed amount of WEEE to be processed through slightly different extraction and recovery routes. The ex ante process simulation was carried out by developing a flowsheet of a WEEE metal recovery plant in three alternative routes.

A flow diagram of the proposed processes, demonstrating the pretreatment, extraction and recovery stages is given in Figure 8-1. A throughput rate of 10 ton/h of discarded PCB material was modelled for each process on which the techno-economic assessment was based. The distribution of various techniques (chemical leaching, bioleaching and electrowinning) in the proposed routes was modelled and predicted from the equilibrium calculations and from primary laboratory data (Chapters 5, 6 and 7). In the actual resource recovery process, the operational parameters such as temperature, concentrations, inflow rate, flow patterns, and tank geometry can significantly affect the distributions and final metal recovery from WEEE. Thus, it is worthwhile to note that the metal flows were predicted from stoichiometric calculations and could differ in the actual process. Nevertheless, the values presented in this chapter provide the limiting conditions which are based on a rigorous fundamental basis.

The feed is composed of discarded PCB from various electronic scrap. There is wide range of reported values for the metal concentrations of discarded PCB (Chapter 4, Bigum et al., 2012; Fowler et al., 2015; Oguchi et al., 2012; Yamane et al., 2011). An average value was taken in order to simulate an actual full size PCB recycling plant receiving all types of WEEE. PCB are an integral component of every electronic device with varying metal concentrations, thus in practice much more variation is expected. The composition of the throughput material is given in Table 8-1.

Table 8-1 Metal composition of the discarded printed circuit board (PCB).

Metals	Cu	Au	Ni	Al	others	Total
Concentrations (mg/g PCB)	225	0.250	7.5	45	100	378
Value of the metals (EUR)	2.15	11.35	0.1	0.05	0.1	13.75
Intrinsic value (%)	18.7	79.8	0.2	0.1	0.2	100

Copper (Cu) and gold (Au) are the most important metals to be recovered from discarded PCB, and they constitute 98.6% of the total value combined. Thus, the recovery processes was designed to efficiently recover these two metals in a two-step extracting and a subsequent selective recovery step, with the current level of information (Chapters 5 and 6).

In the process design, Cu along with other base metals is extracted in an oxidative acidic medium, mediated either biologically or chemically. In the subsequent leaching step, Cu-leached residues were subjected to Au leaching either in biologically mediated cyanide leaching, or chemically controlled ammoniacal thiosulfate medium. Both leaching steps were followed by a selective recovery step, namely electrowinning for the selective recovery of Cu and activated carbon adsorption for Au. The proposed routes are explained further in detail in the following sub-sections.

8.2.1.1 *The biological route*

In the biological route, crushed PCB are fed to a bioleaching plant operated by an acidophilic bacterial bioleaching consortium (Chapter 5). The particle size $<500\ \mu\text{m}$ is used in the process for two reasons: Firstly after comminution most of the weight is accumulated in that particle size (Chapter 4) and the second is that the bacterial metal extraction is most effective in this particle size (Wang et al., 2009). The pretreatment (crushing) is carried out with a rotary crusher, and a total loss of 7% is assumed (Chapter 4, Martins, 2016).

The tank is fed with Fe^{2+} and S^0 as an energy source for the acidophilic bacteria with externally added iron sulfate heptahydrate ($\text{FeSO}_4 \cdot 7\text{H}_2\text{O}$) and elemental sulfur (S^0), respectively. The bioleaching tank is sparged with air consisting of enriched oxygen (O_2) and carbon dioxide (CO_2) for two reasons: (1) facilitation of oxidative leaching of the metals, and (2) to supply essential O_2 and CO_2 for the microbial requirements (Ilyas and Lee, 2014c; Witne and Phillips, 2001). It should be noted that the bioleaching bacteria are autotrophs, which means that they use atmospheric (non-fixed) CO_2 as their sole carbon source. The pulp density is selected as 10% (w/v), in accordance with the previously reported research work (Ilyas and Lee, 2014c; Mäkinen et al., 2015). Following the bioleaching of base metals, the leachate solution and the residues are separated in a solid liquid separation (S/L separation) step, and subsequently transferred to an electrowinning cell in which Cu is recovered by applying electrical current ($50\ \text{mA}/\text{cm}^2$, $6.42\ \text{kWh}/\text{gr}\ \text{Cu}$) to the solution (Chapter 7). The liquid is recycled back to the bioleaching solution to feed the bacteria with residual iron from the electrowinning step (Chapter 7). The product of this step is the recovered Cu in its elemental form. The residues from the first bioleaching step are sent to a secondary bioleaching step by cyanogenic bacteria at 5% pulp density (w/v) (Chapter 5). The tank is fed with glycine and standard growth medium for the production of cyanide (Chapter 5). Leached Au is recovered in an adsorption tank using activated carbon ($15\ \text{g}/\text{L}$) (Navarro et al., 2006).

8.2.1.2 *The chemical route*

In the chemical route, Cu is leached by a mixture of sulfuric acid (H_2SO_4) and hydrogen peroxide (H_2O_2). Cu reacts very poorly with solely H_2SO_4 (without oxidant) and requires an oxidizing agent for the efficient extraction of this metal from electronic waste (Yang et al., 2011). Thus, the chemical leaching tank required dosing of optimized amounts of H_2SO_4 (3.93 M) and H_2O_2 (3.92 M) (Chapter 6). The leachate solution from the oxidative leaching is then subjected to a selective electrowinning step for the recovery of Cu similar to the biological route. The Cu-leached residues, on the other hand, are leached by thiosulfate ($\text{S}_2\text{O}_3^{2-}$) in an ammoniacal (NH_4^+) solution, catalyzed by cupric ions (Cu^{2+}) for Au extraction. The operational process parameters are selected according to the optimized concentration of $\text{S}_2\text{O}_3^{2-}$ (0.3 M), CuSO_4 (0.038 M), and NH_4OH (0.38 M) (Chapter 6). In the subsequent adsorption step on activated carbon, a higher concentration (60 g/L) was used compared to the biological route, due to the higher concentration of Au in the ammoniacal solution. This process includes techniques for eluting the gold from the resin and restoring the resin to recycle it back to the adsorption circuit.

8.2.1.3 *The hybrid route*

In the hybrid route, the approach is to combine the biological leaching of Cu by iron- and sulfur oxidizing acidophilic bacteria and chemical leaching of Au in an ammoniacal thiosulfate (NH_4OH - $\text{S}_2\text{O}_3^{2-}$ - CuSO_4) solution. The bioleaching tank is fed with optimized concentrations of iron sulfate heptahydrate and S^0 . Subsequently Cu and Au are recovered by low current electrowinning and activated carbon absorption (60 g/L), respectively, similar to the other alternative routes. As similar in the bioleaching route, the leachate solution after electrowinning will be recirculated back to the bioleaching step to provide the bacteria with an additional ferrous iron (energy source).

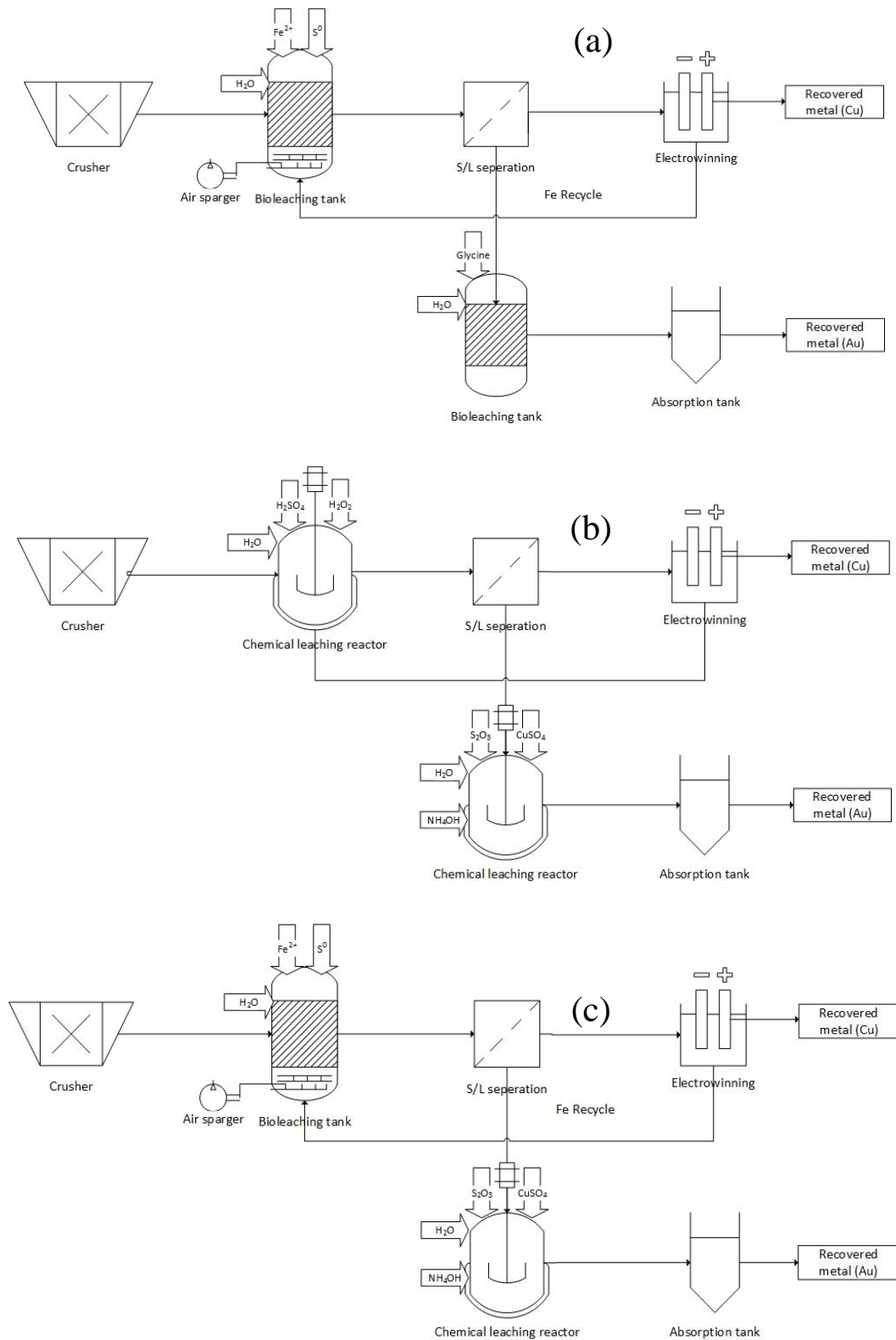


Figure 8-1: Schematic process design of (a) biological, (b) chemical, and (c) hybrid routes for future process routes of metal recovery from electronic waste.

8.3 Sustainability assessment of the leaching technology

8.3.1 Description of the life-cycle assessment system

The goal of the ex-ante LCA is to carry out a comparative analysis of the potential environmental impacts of the three scenarios for metal recovery from WEEE. The system was designed and modelled to expand the focus on a pretreatment (crushing) and a two-step extraction and a recovery step of copper (Cu) and gold (Au) in three different scenarios, namely, chemical, biological and hybrid routes (See 8.2.1). The side objectives are: (1) the appropriate selection of the environmental indicators, (2) the inherent data gaps and strategies to address this issue, (3) the identification of hotspots in each alternative at early stage of development and (4) how life-cycle impact assessment results can influence the technology development research itself. The outcome of the ex-ante LCA establishes the environmental hotspots and potentially reorients the research direction.

An attributional LCA of a product system, made up of the unit processes was performed in order to map the cumulative environmental impact profile of each process. The primary laboratory data was scaled to an industrial size applying a plausible scenario. An environmental impact performance comparison of the three scenarios was carried out by applying the four phases of the LCA framework, namely (1) goal and scope definition, (2) life-cycle inventory (LCI) analysis, (3) life-cycle impact assessment (LCIA), and (4) interpretation (Guinée et al., 2002; ISO 14044, 2006). LCA was a prospective attributional forward looking and descriptive ex ante LCA. A scenario was applied to define a relevant future state of metal recovery from WEEE. The system boundaries excluded the unit processes but did not affect by the reference flows of the metal recovery processes. To the extent possible, the foreground system was modelled with specific data. The level of sophistication was as comprehensive as possible.

An end-of-life (EoL)/Cradle-to-gate approach was adopted for the LCA case-study of the three processes. The functional unit was selected as the extraction and recovery of elemental Cu and Au from WEEE. The functional unit was selected as a physical unit: 1 kg of discarded PCB waste for recovery. The major components of the process are the pretreatment of the discarded material, and the extraction and the recovery of the metals in a two-step process. The crushing of the waste material, the chemical and biological metal extraction (leaching) in tanks, the subsequent recovery (electrowinning and adsorption), the wastewater treatment, and the disposal of the final residues

were included in the LCA system boundary. The schematic of the LCA flowchart is given in Figure 8-2.

8.3.2 Inventory analysis and data collection

The European Life Cycle Database (ELCD) v3.2.0 was used in the OpenLCA (v1.5.0) software for the LCA analyses. The site-specific inventory data is used where possible, data for the Netherlands have been used for the background processes, if available in the database. When unavailable either regional European data were used as a reasonable alternative. The product systems are from cradle to gate, in which the cradle is the end of life electrical and electronic equipment (EEE). Extraction of resources and emissions from previous life-cycles are not taken into consideration. Neither the manufacture nor the use phase of EEE are incorporated as the origin of the material flow. The pretreatment (crushing), metal extraction and metal recovery stages of the system derived from background information from primary data and ILCD data supplemented with assumptions and estimations. The latter came from the generic data relating to metal recovery processes. Completeness of the product systems had a priority over consistency as without the former, the information obtained was not of value. The product systems are defined as completely as possible in order to simulate a realistic future metal recovery system.

8.3.3 Life-cycle impact system, classification and characterization

A broad range of relevant categories and indicators were applied to cover ecosystems, human health, and resources depletion. Applied impact categories are given in Table 8-2. The impact assessment method is the mid-point level of the cause effect chain on the environmental impacts. OpenLCA Life Cycle Impact Assessment (LCIA) methods (v1.5.5) were used for the analysis of the impacts of the selected indicators. Classification whereby the environmental impact from the inventory analysis results are assigned to the chosen impact categories was computed in the OpenLCA (v1.5.0) software. In the characterization step, environmental impact and characterization models are multiplied and aggregated and these models provided the category indicator results. The impact results were analyzed for the product systems built for the three recovery routes.

8.3.4 Life-cycle assessment data quality

The LCA inventory was developed by using site-specific primary data collected from industrial sources and primary data from laboratory experiments supplemented with secondary data from publicly available sources and the European Life Cycle Database (ELCD) (v3.2). The primary datasets were developed with the available primary data (Chapters 4, 5, 6 and 7) and from literature sources. First, primary data from laboratory experiments of metal recovery from printed circuit boards (PCB) was used, where available. When primary data was not available, relevant data was taken from the literature.

Available experimental data included (1) crushing of the discarded board material, (2) bioleaching of Cu with *Acidithiobacillus ferrivorans* and *Acidithiobacillus thiooxidans*, (3) bioleaching of Au with *Pseudomonas putida*, (4) chemical leaching of Cu with H₂SO₄ and H₂O₂, (5) chemical leaching of Au with S₂O₃²⁻, CuSO₄ and NH₄OH, and (6) electrowinning of Cu. The data gaps were filled using information from the literature, e.g. adsorption data for Au recovery with activated carbon was taken from Syed (2012), and air sparger consumption data was taken from Witne and Phillips (2001). The literature data was incorporated into the process design by extrapolation when required and the values were adopted.

8.3.5 Sensitivity analysis and uncertainty

LCA studies should communicate the reliability of their results in terms of uncertainty based on an assessment of the data quality (Bieda, 2014; Weidema, 2000). This means that a single deterministic LCA result might not be enough for a clear understanding of the environmental performance of a system. Some inconsistencies inherently occur during the build-up of the system. The scenario sensitivity analysis method suggested by Björklund (2002) was applied in this work. This method involves calculating the different scenarios, to analyze the influence of input parameters on either LCIA output results or rankings. At LCI level, the uncertainty introduced into the inventory due to the cumulative effects of input uncertainty and variability of inventory data was quantified by using either statistical methods that are embedded in the software or the expert judgement-based approach. Sensitivity analysis on the allocation method was not undertaken in the current study.

Table 8-2: Life-cycle assessment impact categories of the metal recovery processes.

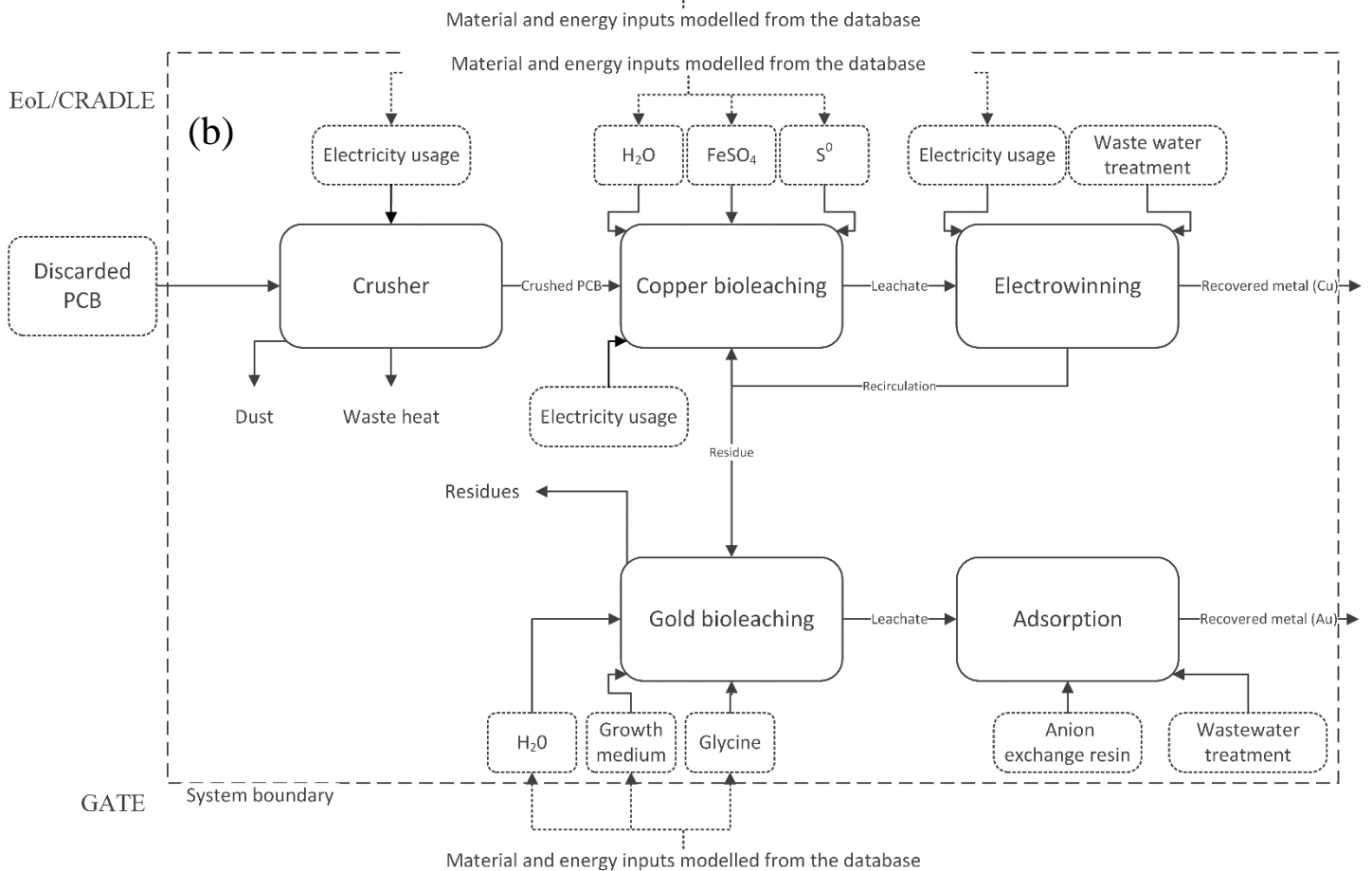
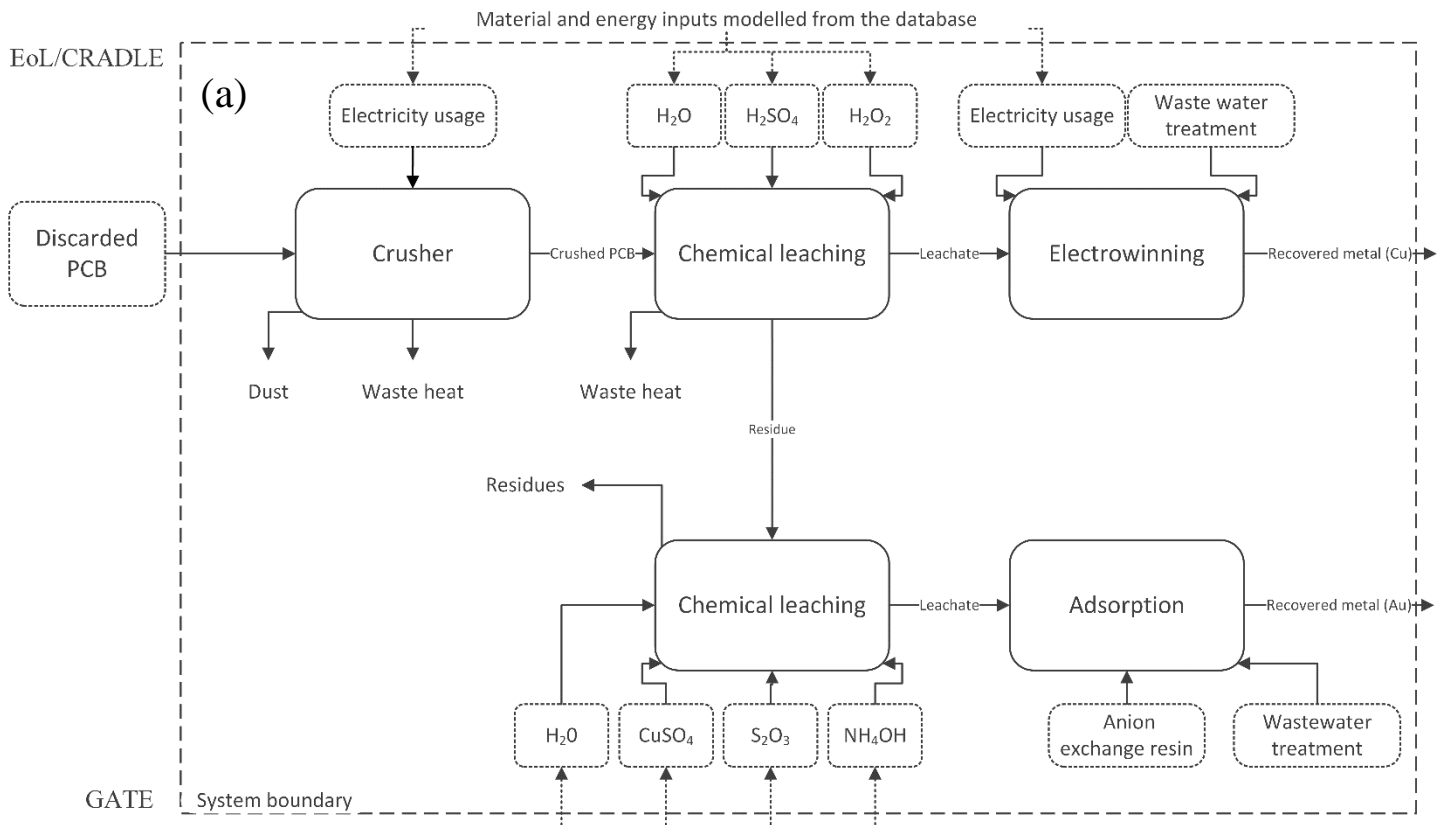
Impact category	Impact group	Category indicator	Characterization factor	Unit
Depletion of abiotic resources	Resources	Ultimate reserve related to annual use	Abiotic depletion potential	Kg-antimony-eq
Depletion of water resources	Resources	Ultimate reserve related to annual use	Abiotic depletion potential	m ³
Eutrophication potential	Ecosystem health	N and P emissions to biomass	Eutrophication potential EP	Kg-PO ₄ -eq
Acidification potential	Ecosystem health	Deposition/acidification critical load	Acidification potential: AP	Kg-SO ₂ -eq
Climate change	Ecosystem health	Infrared radiative forcing	Global warming potential GWP 100a	Kg-CO ₂ -eq
Photochemical oxidation (smog)	Human health	Tropospheric ozone formation	Photochemical oxidant creation potential	Kg-ethylene-eq
Stratospheric ozone depletion	Ecosystem health	Stratospheric ozone breakdown	Ozone depletion potential	Kg-CFC-11-eq
Ecotoxicity - terrestrial	Ecosystem health	Predicted environmental concentration	Terrestrial ecotoxicity potential: TAETP infinite	Kg-1,4-DCB-eq
Ecotoxicity - marine aquatic	Ecosystem health	Predicted environmental concentration	Marine Ecotoxicity potential: MAETP infinite	Kg-1,4-DCB-eq
Ecotoxicity - freshwater aquatic	Ecosystem health	Predicted environmental concentration	Marine freshwater potential: FAETP infinite	Kg-1,4-DCB-Eq

8.4 Techno-economic assessment of the processes

A comparative cost-benefit analysis of the proposed processes is essential in order to establish a techno-economic assessment. The techno-economic analysis of the proposed process depends on the variable operational costs, fixed purchased equipment costs and the plant design. The main relevant economic parameters for the plant design are given in Table 8-3. The plant design assumptions were based on a realistic scenario, benchmarked by existing plants from waste collection and mineral processing sectors. The plant was designed to operate 300 days/year on a 20-hour based daily shift, with a daily waste processing capacity of 10,000 tons and an economic life span of 20 years. The revenues were estimated based on the recovered metals taking into account the process metal recovery efficiencies and overall plant efficiency. The price volatility was not characterized. The economic values of the metals were collected from the London Metal Exchange on 19 August 2016 (LME, 2016) on a year-basis period, between 1 August 2015 and 1 August 2016.

A conceptual economic evaluation of the process alternatives was conducted based on cost information of available metal production plants. The techno-economic assessment was performed through a procedure comprising of a process simulation, followed by an economic cost-benefit analysis of the variable operational and fixed cost analysis of each step. The revenues were calculated per the metal concentration of the boards (Table 8-1) and the potential Cu and Au recovery yield taking into account the process efficiency and overall plant efficiencies of each alternative process. The sensitivity analysis of the scale-up procedure was not elaborated. The primary data were extrapolated to full-scale plants, and the total efficiencies were calculated by taking into account the overall plant efficiency.

Total capital investment (TCI) includes all the costs required to purchase equipment needed for the control system (purchased equipment costs), the costs of labor and materials for installing that equipment (direct installation costs), costs for site preparation and buildings, and certain other costs (indirect installation costs). TCI also includes costs for land, working capital, and off-site facilities. The overall variable and fixed operating costs, as well as the capital costs, were estimated for the three integrated process alternatives and their respective calculated flow rates.



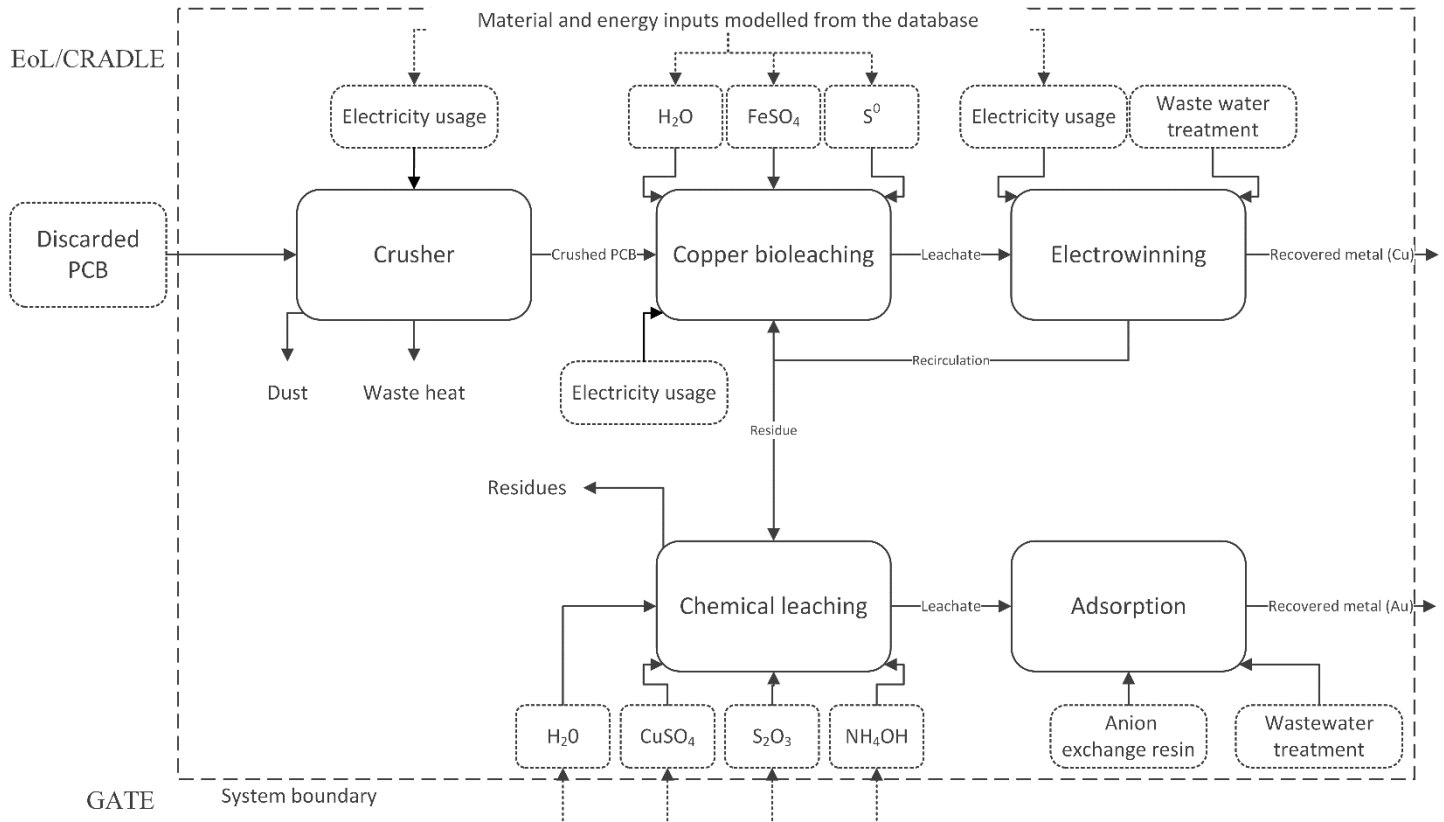


Figure 8-2: LCA flowchart for metal recovery from discarded PCB: (a) biological route, (b) chemical route (c) and the hybrid route.

The order of magnitude of the capital and operating costs was estimated using the sixth tenth rule. The calculation method is given in Equation 8.1.

$$C_f = C_1 \times \left(\frac{S_1}{S_2}\right)^{0.6} \quad (8-1)$$

Where C_1 is the capital cost of the plant with capacity S_1 and C_f is the capital cost of the proposed plant with capacity S_2 . Where there was no existing plant, the capital cost was estimated based on factors of the purchased equipment cost available in traditional design textbooks and technical literature. All inflationary adjustments were done using the 2015 Chemical Engineering Plant Cost Index (CEPCI) as well as those available in the literature.

The variable operational costs are given in Table 8-4. The costs were calculated per the monetary cost of the reagent, service or infrastructure. The prices of the chemicals were taken from an international internet marketplace for chemicals (alibaba.com, Cucchiella et al., 2015; Ghodrati et al., 2016). Electricity prices for the industry in the Netherlands were taken from the European

statistical office (Eurostat, 2016). Energy consumption data for the mechanical crusher is taken from Martins (2016) and Villares et al. (2016).

Table 8-3: Economic analysis for plant design.

Description	Units	Value
Annual working hours	h/year	8,320
Plant available time	h/year	7,200
Plant capacity	ton/d	10,000
Overall plant efficiency	%	95
Plant life	years	20

Fixed capital costs were calculated based on the operational capacity, the process design, and the cost estimates for the major processing equipments (Table 8-5). The capital costs of the pretreatment (crusher) was calculated on the basis of data available for a medium-sized processing plant in Europe (Neto et al., 2016). The throughput (10 ton/day) corresponded to 162 man-hours/day of manual dismantling, based on the manual dismantling rate calculated by Fan et al. (2013). For the remaining process section, the bioleaching tank was designed based on a literature report scaled to the production rate by the verified stoichiometry (Brierley and Brierley, 2013). Similarly, the chemical leaching tank design was done based on the earlier work published by Rocchetti et al. (2013). For electrowinning, the primary experimental data from the setup was straightforwardly extrapolated (Chapter 7), leading to a design with cathode Cu production capacity of 197.6, 195 and 197.6 kg Cu/h with a power consumption of 5.24 kWh/kg Cu.

The activated carbon adsorption tank was modelled based on an earlier work carried out by Navarro et al. (2006), taking into account the Au extraction rate of the corresponding leaching processes. The tank was designed per the process characteristics, e.g. the flow rate, pulp density, Au concentration in solution (w/v) and activated carbon dosage. The design was carried out in four tandem tanks. A safety range of 5% was applied in engineering design and calculations. The volume of the activated carbon dosage tank for Au recovery was 144 L per the requirements of engineering design of the metal recovery plant design. The carbon adsorption tanks for gold

recovery simulated in all the metal recovery scenarios, e.g. biological, chemical and hybrid metal recovery alternatives, were not an substitute to the electrowinning for Cu recovery from aqueous solution.

Total capital investment costs (TCIC) are given in Table 8-6. They included the total direct installation costs (TDIC) and total indirect costs (TIIC) plus fixed capital investment costs (FCI). Total investment costs were estimated based on the assumption given in Chemical Engineering Plant Cost Index, and by scale-up procedures and factors given by Picciono et al. (2016) and Bidy et al. (2016). The essential technical components of an industrial-scale metal recovery plant were included in the calculations. Investments on an office building were not accounted for in the design.

IC included infrastructure costs, foundations and supports, installation of the equipment, electrical work, office buildings, and piping, and calculated as a function of the TPEC. TIIC included engineering and design costs, construction costs, field expenses, contractor fees, start-up and performance test costs and contingencies. Contingencies is a group of costs that covers unforeseen costs such as possible redesign and revision of project components, modification of the equipment, increases in the cost of equipment, increases in the field labor costs, and delays encountered during the installation. Contingencies must not be mistaken for uncertainties and retrofit factor costs.

The revenues were calculated as per the recovered Cu and Au, taking into account the process efficiencies for each alternative. The total costs of the process were calculated by summing the TCIC and total operational costs (TOC). The total costs gave the capital investment required for the implementation of the plant and included first investment costs and the cost of operations in the planned plant design. The total costs for the three alternatives are given in Table 8-7.

The final TOC was 0.159, 0.224 and 0.232 EUR/kg PCB for the biological, chemical and hybrid route, respectively (Table 8-7). The TCIC of the hybrid route was higher due to the design, as this processing route required tanks with higher volumes which resulted in a higher TCIC. Similarly, the final operational costs of the hybrid route were higher as compared to the other processing routes. Hybrid processing costs were higher than those of chemical processing, because the potential revenues from the chemical processing route were higher associated to the higher process efficiencies, thus higher benefits per mass of waste processed for metal recovery.

Table 8-4: Variable operational costs of the three alternative routes for metal recovery.

Reagent costs

Description	Usage (kg/kg PCB)	Price (EUR/kg)	Cost (EUR/kg PCB)	Used process route(s)*
Iron sulfate heptahydrate ($\text{FeSO}_4 \cdot 7\text{H}_2\text{O}$)	0.087	0.07	0.0056	1, 3
Elemental sulfur (S^0)	0.01	0.14	0.0014	1, 3
Glycine ($\text{NH}_2\text{CH}_2\text{COOH}$)	0.01	1.07	0.0107	1
Sulfuric acid (H_2SO_4) (70%, v/v)	0.082	0.18	0.0144	2
Hydrogen peroxide (H_2O_2) (35%, v/v)	0.064	0.36	0.0216	2
Copper sulfate pentahydrate ($\text{CuSO}_4 \cdot 5\text{H}_2\text{O}$)	0.017	1.48	0.0252	2, 3
Sodium thiosulfate pentahydrate ($\text{Na}_2\text{S}_2\text{O}_3 \cdot 5\text{H}_2\text{O}$)	0.086	0.31	0.0267	2, 3
Ammonium hydroxide (NH_4OH)	0.019	0.22	0.0042	2, 3
Activated carbon (C)	0.012	1.43	0.0172	1, 2, 3

Electricity costs

Description	Usage (kWh/kg PCB)	EUR/kWh	Cost (EUR/kg PCB)	Used process route(s)
Electricity (Crushing)	0.038	0.084	0.0319	1, 2, 3
Electricity (Electrowinning)	1.24	0.084	0.104	1, 2, 3
Electricity (Aeration)	0.02	0.084	0.017	1, 3

* 1: Biological route, 2: Chemical route, 3: Hybrid route

Table 8-5: Total purchased equipment costs (TPEC) estimations.

Process unit	Capacity	Units	Costs (EUR/unit)	Total costs (EUR)
Biological route				
Crushing	500 kg/h	5	20,000	100,000
Bioleaching tanks	5,000 m ³	20	7,500	150,000
Electrowinning cells	10,000 m ³	8	25,000	200,000
Adsorption tanks	5,000 m ³	15	5,000	75,000
Total purchased equipment costs (TPEC)				525,000
Chemical route				
Crushing	500 kg/h	5	20,000	100,000
Chemical leaching tanks	13,000 m ³	8	7,500	60,000
Electrowinning cells	10,000 m ³	6	25,000	150,000
Adsorption tanks	5,000 m ³	12	5,000	60,000
Total purchased equipment costs (TPEC)				370,000
Hybrid route				
Crushing	500 kg/hr	5	20,000	100,000
Bioleaching tanks	5,000 m ³	20	7,500	150,000
Chemical leaching tanks	13,000 m ³	8	7,500	60,000
Electrowinning cells	10,000 m ³	8	25,000	200,000
Adsorption tanks	5,000 m ³	15	5,000	75,000
Total purchased equipment costs (TPEC)				585,000

Table 8-6: Total capital investment costs (TCIC) calculations.

Cost description	Calculation method	Biological route (EUR)	Chemical route (EUR)	Hybrid route (EUR)
Total purchased equipment costs (TPEC)		525,000	370,000	585,000
Installation factor (IF)		2.0	2.0	2.0
Total direct installation costs (TDIC)	$TPEC \times IF$	1,050,000	740,000	1,170,000
Engineering and design	$0.32 \times TPEC$	168,000	118,400	187,200
Construction expenses	$0.34 \times TPEC$	178,500	125,800	198,900
Contractor fee and legal expenses	$0.23 \times TPEC$	120,750	85,100	134,550
Contingencies	$0.20 \times TPEC$	105,000	74,000	117,000
Total indirect investment costs (TIIC)		572,250	403,300	637,650
Total depreciation capital (TDep)	$TDep = TDIC + TIIC$	1,662,250	1,143,300	1,807,650
Labor capital	36,000 man-hours	360,000	360,000	360,000
Royalties	2.8% of TDep	46,543	32,012	50,614
Land (real estate)	2.8% of TDep	46,543	32,012	50,614
Fixed capital investment costs (FCI)		453,086	424,024	461,228
Total capital investment costs (TCIC)	$TPEC + TDIC + TIIC + FCI$	2,745,336	2,677,324	4,661,528

Table 8-7: Total costs of the three metal recovery routes.

Process route	Total operational costs (TOC) (EUR/kg PCB)	Total capital investment costs (TCIC) (EUR/kg PCB)	Total costs (EUR/kg PCB)
Biological route	0.159	0.457	0.616
Chemical route	0.224	0.446	0.670
Hybrid route	0.232	0.776	1.008

8.5 Results and discussion

8.5.1 Economic evaluation

A mass balance flowsheet of copper (Cu) and gold (Au) extraction and recovery from discarded PCB is given in Figure 8-3. The potentially recovered metals are calculated to be 197.6, 195, 197.6 g Cu/kg PCB and 0.102, 0.226 and 0.224 g Au/kg PCB taking into account the process efficiencies for the biological, chemical and hybrid alternatives and overall plant efficiency. Chemical leaching had the higher Au recovery efficiency, owing to a relatively higher process efficiency. The gold recovery of the hybrid process was slightly lower than the chemical process route (0.224 to 0.226 g Au/kg PCB), whereby its Cu recovery was identical to the bioleaching route (197.6 g Cu/kg PCB). The potential revenues were calculated to be 5.03, 9.64 and 9.26 EUR/kg PCB, respectively, for the biological, chemical and hybrid alternatives. The difference in revenues depended on the varying process efficiencies.

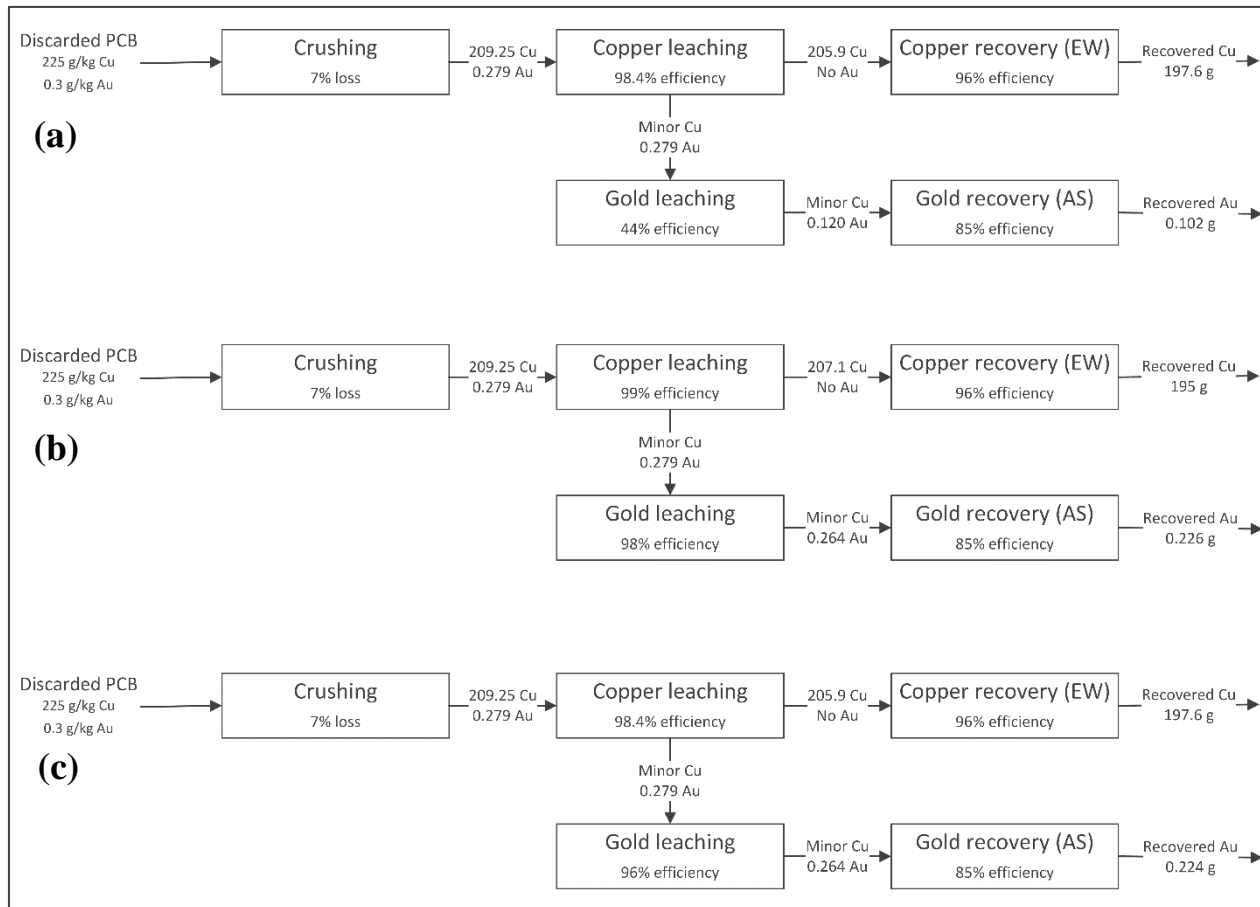


Figure 8-3: Mass balance of copper and gold in (a) the biological route, (b) the chemical route, and (c) the hybrid route.

Table 8-8 shows the cost benefit calculations of the metal recovery plants, taking into account the value of the discarded PCB, and the potential revenues based on the recovery of Cu and Au from the discarded material. The total variable costs of the process alternatives are 0.616, 0.670 and 1.008 EUR/kg PCB, respectively for the biological, chemical and hybrid process routes. An annual revenue of 1,324,000, 2,691,000 and 2,475,000 EUR, respectively, for the biological, chemical and hybrid process routes was calculated. Taking into account the revenues and the total capital investment, a 5.1, 2.4 and 4.3 years of return of interest was calculated for the biological, chemical, and hybrid process alternatives. The return of investment analysis showed the timeframe that the capital investment for the alternative process, namely biological, chemical and hybrid metal recovery routes would be harvested.

Table 8-8: Cost-benefit analysis of the metal recovery processes.

Value (EUR/kg)	Process route	Plant efficiency (%)	Recovery efficiency (%)		Potential revenue (EUR/kg PCB)	Total costs (EUR/kg PCB)	Net revenues (EUR/kg PCB)
			Cu	Au			
11.83	Biological	95	87.5	34.0	5.03	0.62	4.41
	Chemical		86.6	75.3	9.64	0.67	8.97
	Hybrid		87.8	74.6	9.26	1.01	8.25

8.5.2 Environmental sustainability analysis

8.5.2.1 Life-cycle impact assessment

The comparative results of the LCIA of the three processes are given in Table 8-9. The analysis was carried out for 1 kg of PCB treated for metal recovery. The main goal was to obtain comparable results of the alternative process routes and draw conclusions based on the individual process contributions on the selected indicators. The results are given according to individual selected impact categories and the type of mass allocation. The impact categories were selected as per the relevancy of the simulated industrial metal recovery operations.

Solely the environmental impact of the recovery of metals from high-grade PCB was evaluated, and the removal and subsequent treatment of hazardous components and plastic was excluded, except for the treatment of final metals-extracted residues and wastewater treatment of the leachate solutions. The study does, therefore, not represent the overall environmental cost of treating 1 kg of high-grade PCB, with high concentrations of valuable metals, but represents a comparative environmental impact assessment of Cu and Au recovery in various alternative process routes. The findings serve the purpose to assist decision giving among the best recovery alternatives.

Table 8-9: Life-cycle impact assessment results of the three routes.

Indicator	Group	Unit	Biological route	Chemical route	Hybrid route
Freshwater eutrophication	Ecosystem health	kg P-Eq	0.21	0.03	0.12
Land use	Ecosystem health	kg SOC	1.98	1.4	1.69
Ionizing radiation, ecosystems	Ecosystem health	CTUe	2.10E-03	2.40E-03	2.25E-03
Climate change, GWP 100a	Ecosystem health	kg CO ₂ -Eq	8.4	14.6	11.6
Ozone depletion	Ecosystem health	kg CFC-11-Eq	8.60E-03	8.40E-03	8.50E-03
Acidification potential	Ecosystem health	kg SO ₂ -Eq	0.16	0.74	0.42
Human toxicity, carcinogenic	Human health	CTU-h	12.4	28	20.2
Particulate matter/respiratory inorganics	Human health	kg PM 2.5-Eq	0.41	0.3	0.36
Photochemical ozone formation	Human health	kg ethylene-Eq	2.40E-03	3.60E-03	3.00E-03
Resource depletion, mineral, fossils and renewables	Resources	kg Sb-Eq	0.64	0.84	0.54
Resource depletion, water	Resources	m ³	11.4	26.4	14.4

The overall process contribution to climate change was 8.46, 14.6 and 11.6 kg CO₂-eq/kg PCB processed for the three alternative process routes namely, the biological, the chemical and the hybrid routes. The main causes were the mixed electricity usage (in the Netherlands), which came largely from the combustion of coal (results not shown). Moreover, the assessment showed significant environmental impacts on emissions to the water resource, e.g. acidification potential and resource depletion. Overall, the chemical waste processing route had a higher impact over the

biological in all categories except for freshwater eutrophication, land use, ozone depletion, and particulate matter/inorganics. The impact of the chemical route on water resources depletion was considerably higher (131%) than that of the biological route. The impact of the hybrid route was higher than the biological route, but lower than the chemical route in all impact categories.

8.5.2.2 Process contributions

The results of the individual process contributions from the three alternatives are given in Figure 8-4. Electrowinning had a higher impact on climate change and greenhouse gas (GHG) emissions related impacts, such as climate change, ionizing radiation and photochemical ozone formation in all three alternatives. Also, the contribution of electrowinning on acidification, freshwater eutrophication and land use was impactful, contributing to the 2nd highest process to these impact categories in all three process alternatives. In water-resources impact factors, e.g. freshwater eutrophication, water resources depletion, and acidification, metal extraction processes, i.e. bioleaching and chemical leaching, were the main contributors. The impact of chemical Cu leaching on freshwater eutrophication was much higher (46.4% to 24.2%) than the biological leaching of Cu. The attributional impact of chemical and biological leaching of Cu was comparable when water resources depletion was concerned. Similarly, the impact of chemical Au leaching on the water resources depletion was lower than that of biological leaching, owing to the relatively low water consumption of the chemical process alternative.

Crushing had the largest impact on the particulate matter/respiratory inorganics indicator, mainly due to the dust emissions to the air. This unit is common in all the process alternatives and its impact on the categories were similar for all the process alternatives, sharing a comparable fraction of the impact assessment (Figure 8-4). The fraction of crushing in the selected categories was mostly dependent on the other process units. When the impact of other units, e.g. bioleaching or chemical leaching increased, the relative impact of this process of crushing was lower. Similarly, even though the impact of crushing was identical in the three process alternatives, its effect on climate change and ionizing radiation was larger for the biological route, due to lower individual effect of other units on climate change in this process alternative. The Au adsorption had a significant impact on photochemical radiation, ionizing radiation, and freshwater eutrophication. Its relative fraction on these categories were comparable, however slightly smaller for photochemical ozone formation and ionizing radiation and higher for freshwater eutrophication

compared to the biological and hybrid process alternatives, mainly due to varying impacts of other processes.

It is extremely important to include scenario analyses during the scale-up in order to understand the implications of assumptions and manage the uncertainty. Beyond the results of the environmental impacts, this scale-up framework offers further advantages: simple estimations of the variable production costs become possible. The results of the scale-up depend on the knowledge, the quality of data that is applied, and the scaling of the process approximately using the same steps as in the laboratory scale. Scenario analysis is therefore an important and decisive aspect for the robustness and credibility of a scale-up study. The limitations or open points of the approach mainly regarding its limited applicability and the data quality. A scale-up based on the laboratory experiments might be useful in justifying the research of a new materials or processes by showing its potential environmental performance. In practice, the sensitivity of the results generally varies at the same time, so different scenarios in which the most significant parameter analysis are varied simultaneously are considered to determine the impact on the annual costs, revenues and net benefits from the metal recovery from WEEE.

8.5.3 Techno-economic analysis and feasibility of the processes

Technology development processes are usually driven by an economic motivation and the feasibility of a proposed action must be proven before taking any scale-up operation. Construction of an integrated plant for recycling metals is a very large investment, and will only be undertaken when it has ‘economic feasibility’, and where the desired return on investment is reliable and not subject to strong risk (Ghodrat et al., 2016). In the best-case scenario, a newly proposed technology is both cost-effective and environmentally friendly, proving superior to the best available technologies (BAT). An opportunity is thus opened to compare a new production process to competing materials that are already on the market and produced at an industrial scale. It helps to assess the process itself by highlighting hotspots and bottlenecks with high contribution to the variable and fixed operational costs. Further application and development will help in optimizing the results and the procedure of this framework and an expansion to more processes (e.g. continuous reactions, inclusion of gaseous and solid state reactions, cooling, etc.) is desirable.

It is expected that the chemical technologies perform efficiently and thus economically better than biological ones. It should however be noted that the simulation of the biological alternative in a highly optimistic scenario, assuming a high pulp density (10%) considering the recent development in bioprocessing of metal-rich waste for material recovery (Makinen et al., 2015, Ilyas et al., 2014). On the other hand, chemical technologies are based on established process stoichiometry in practice leading to a less uncertainty in the simulation of the scale up procedure. Pulp density is an integral parameter in process design, as it had collateral effects both on tank design, and volume and plant capacity. A future process optimization effort aiming to maximize process efficiency should prioritize the optimization of pulp density.

8.5.4 Environmental sustainability of the metal recovery processes

Environmental considerations need to be integrated in decisions related to future technologies. When studying environmental impacts of products and services, it is vital to study these in a life-cycle perspective. By analyzing the main processes in metal recovery, we developed certain relevant factors - ranging from elaborate calculation procedures to qualitative guidance - to facilitate the LCA scale-up of lab experiments to an industrial scale. The results showed that WEEE processing had significant impact on the environment.

Potential eutrophication is largely derived from phosphate emissions to the primary resource extraction from tailings from coal and ore mining. The coal is used as fuel in energy plants delivering electrical energy for the aeration (bioleaching), and electrowinning of the biological route. The global warming potential is increased by CO₂ emissions from the greenhouse gas emissions from electricity generation. The ores are linked to primary copper production also necessary for the Dutch electricity grid, the source of energy usage data from the ELCD. The main contributor to potential abiotic resource depletion is natural gas and coal burning by Dutch power plants. NO₂ emission from its combustion contribute to potential acidification. They are also responsible for photochemical oxidation. The largest addition to potential terrestrial ecotoxicity is caused by emissions of chromium VI (electricity grid) and mercury (coal combustion). The largest impacts on marine ecotoxicity also relate to upstream material inputs to the bioleaching system.

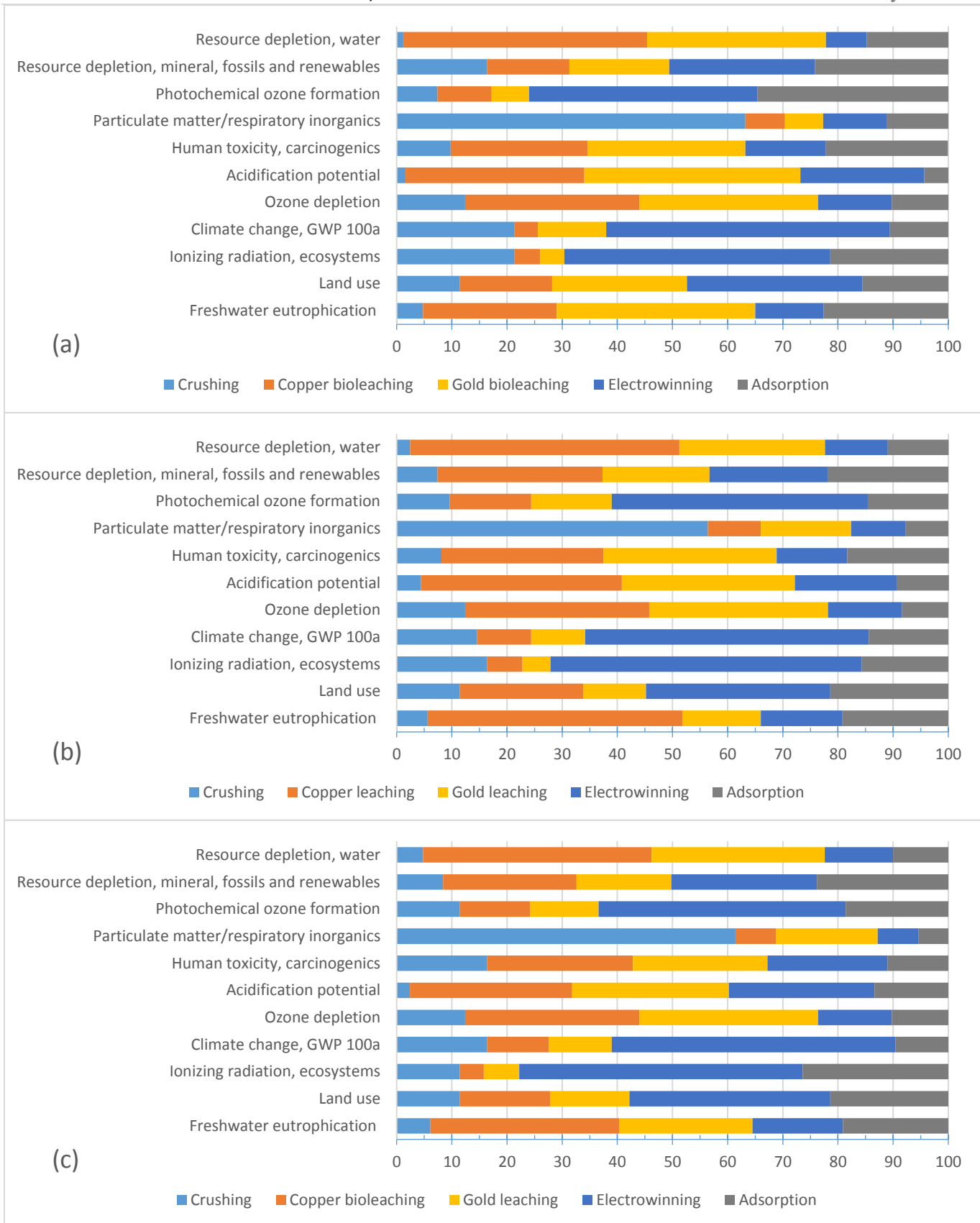


Figure 8-4: Process contributions of life-cycle impact assessment (LCIA) of three alternative process routes, namely (a) the biological route, (b) the chemical route, and (c) the hybrid route.

The greatest contributing background unit processes are the global disposal of coal and lignite mining spills which produce emissions of nickel and beryllium. Potential freshwater ecotoxicity also reveals the contributions from mining soil disposal. Potential human toxicity has large contributions from sulfuric acid production, thus the impact of chemical leaching was larger than that of biological leaching. Biological processing had relatively lower impacts to the freshwater resources depletion, owing to its lower water consumption, coupled with higher pulp density relative to chemical processing.

Taking into account the total impacts, the biological treatment option had lesser impacts on virtually all impact categories than the chemical treatment option. Similarly, the hybrid approach had lower impacts than the chemical approach on the impact categories related to the air emissions, water emissions and the natural resources depletion, e.g. climate change, freshwater eutrophication, acidification potential and resources depletion. The hybrid metal recovery approach, coupled to the environmental benefits of Cu sketching a profile to ‘best of the two worlds’ approach. The less-impactful biological treatment might be combined with the high yield chemical treatment coupling the advantages of the two processing approaches. Despite the relatively higher total costs of the hybrid treatment approach, it might compensate with a better environmental profile.

8.6 Conclusions

The techno-economic assessment and environmental sustainability analysis of a metal recovery technology during its development stage was studied. Three alternative processes, namely biological, chemical and hybrid metal recovery routes were designed, simulated and analyzed, using primary data where available, or otherwise assumed or taken from the literature. The results showed that the chemical metal recovery technologies are more efficient than biological technologies in terms of final metal recovery. Moreover, the potential revenue from chemical technologies was higher than that of biological technologies. Techno-economic evaluation of the simulation of a full-scale plant showed a 5.1, 2.4 and 4.3 years of return of interest for the biological, chemical, and hybrid process alternatives, respectively. The hybrid route had the highest capital investment and operating costs. In general, the biological alternative had a lower environmental impact compared to the chemical alternative in many impact categories. The high operating costs of the hybrid processing alternative can be combined with the less-impactful operation of the biological alternative.

Chapter 9

General discussion and conclusions

9.1 Introduction

Waste electronic and electrical equipment (WEEE) generation reached 41.8 M tons globally in 2014, of which 9.8 M, 7.2 M and 6.0 M belonged to EU-28, USA and China, respectively (Baldé et al., 2015; StEP, 2015). The generation will increase in the future, particularly in the developing economies (Chapter 2). It is a catastrophic environmental problem due to the hazards associated with its improper management including informal substandard treatment, illegal transboundary movement and trafficking, and disposal of the toxic substances into the environment. In addition to its hazards, WEEE is an important secondary source of materials, particularly metals. Many environmental concerns already arose associated to the limited space available for the final disposal of WEEE, the declining primary ore reserves and potential future deficit of technology metals, conditions in informal treatment establishments, and the need for control of environmental contamination.

Recycling and recovery of metals from WEEE is an obvious choice to meet the global demand for technology metals (Gu et al., 2016). 80% less resource consumption could be achieved when desktop computers are recycled and the metals are recovered (Van Eygen et al., 2016). From a recycling point of view, WEEE is a mixture of polymetallic substances consisting of up to 60 metals, found mostly in their elemental form (dissimilar to the primary ores) along with plastics, silicates, mixed in a complex matrix (Chapter 2, Bloodworth, 2014). Particularly printed circuit boards (PCB) are an important source of copper (Cu) and gold (Au). The concentration of these metals in discarded PCB are many times higher than those of primary ores (Chapter 4, Akcil et al., 2015). This requires a novel approach to selectively and sustainably recover metals from this metal-rich anthropogenic secondary resource.

The complexity of the polymetallic WEEE, the concentration of the metals found in the waste material and their chemical properties distinguishes this material from primary ores. Technology selection for metal recovery from new WEEE streams must be done taking into account all pillars of sustainable development, including environmental, and social factors. The decision for technology selection should incorporate factors involving the characterization of the waste, available technologies and their recovery efficiencies, as well as their social implications and environmental impacts.

The current state-of-the-art WEEE recycling is limited to pyrometallurgical, and to a smaller extent hydrometallurgical approaches. Currently a number of smelting facilities, historically primary ore smelters operate in Europe that also process WEEE for metal recovery: Umicore

in Belgium, Aurubis in Germany, Boliden in Sweden, and Glencore in Switzerland. The principle of pyrometallurgical metal recovery from WEEE lies in straightforwardly incinerating the waste material in furnaces. It is capital intensive, restricted to only high grade WEEE, emits hazardous gases, and is non-selective towards individual metals (Mäkinen et al., 2015). Moreover, smelting has caused many environmental problems associated to air pollution and heavy metal exposure in the past (Bakırdere et al., 2016). Biohydrometallurgy is an established technology for the extraction of metals from their primary sources, and currently more than 15% Cu and 5% of Au is produced by microorganisms (Johnson, 2014). Its application and mechanisms are well understood with the primary ores, however, its application to secondary ores is still at its infancy. WEEE, unlike primary metal sulfide ores, is a non-sulfide material, meaning that the discarded material does not include the minerals that provide an energy source for the bacteria. Thus, bioprocessing of WEEE requires externally added energy source to the bacteria. This applies both for the iron- and sulfur-oxidizer *Acidithiobacillus ferrivorans* and *Acidithiobacillus thiooxidans*, or cyanide-generating *Pseudomonas putida* (Chapter 5).

Selective recovery of metals from complex leachate solutions is an essential step. Typically, in a bioleaching leachate several metals are found in various concentrations in acidic sulfate medium along with metabolites resulting from the bioleaching reaction. The bioleaching leachate solution typically includes high concentrations of the bioleached metals from discarded PCB, such as Cu, Ni, Fe, Al, and Zn (Chapter 7). The main challenge is to achieve a selective recovery of metals with similar reactivity levels. Selective recovery of the metals from an aqueous leachate solution depends on several parameters such as the pH, concentration of the metals and their speciation.

9.2 Motivation for metal recovery from WEEE

Metal recovery from WEEE is primarily driven by the declining primary sources of these metals, coupled with the environmental burden of WEEE management. Modern devices encompass most metallic elements with an exponential increase of complexity of various mixtures of compounds (Chapter 4, Ongondo et al., 2015). The primary deposits of these metals are decreasing, many are projected to be insufficient to meet the current demand in a business as usual scenario (Graedel, 2011). In addition, their supply is at risk, due to uneven geographical distribution of their primary ores (Simoni et al., 2015). Their stable supply is essential for the well-being of the society and the transition to a sustainable, circular economy. In the tide of decoupling economic growth

from hydrocarbon dependency, the circular economy is under risk of technology metals shortage (Bloodworth, 2014).

In a circular economy, inclusion of secondary sources back into the economy through recycling and metal recovery is inevitable. In the emerging urban mining of end-of-life (EoL) devices, the usage of waste as secondary raw materials plays a pivotal role. Inclusion of waste materials back into the economy has several bottlenecks, including technological limitations, and low collection rates of the devices and poor enforcement of the laws concerning their management. These obstacles are interconnected, and the amendment of one positively affects the other. In this dissertation, technical issues related to WEEE management are addressed and a product- and metal-specific recovery process is described. Specifically, a two-step procedure for the extraction and the recovery of Cu and Au from discarded PCB is designed, two potential metal extraction routes are investigated and their techno-economic and environmental sustainability were assessed.

Hydrometallurgical processing is the norm to extract metals from their primary ores (Habashi, 2005). Also, many processes have been experimented to extract and recover metals from secondary sources, including WEEE (Tuncuk et al., 2012). Application of biological methods (biohydrometallurgy) is increasingly applied in the extraction of metals from primary sources since their introduction some 40 years ago. These biological processes are typically environmentally friendly, cost effective processes, where the pollutant production is minimal and process input is simply the nutrient requirement of the microorganisms. In addition, the waste source serves as a nutrient for microorganisms in such waste-to-resource processes. The mechanisms of bioprocessing of primary ores are relatively well-understood; however, there is a knowledge gap in bioprocessing of e-waste for metal recovery given the complexity of these materials and several metals, e.g. REE, are not present in the base metal ores.

The development of a novel metal recovery approach from waste materials is highly intricate, with a great number of factors involved. The performance of a metal recovery process mainly depends on the setting of the technical sub-system, the parameters, its efficiency to selectively recover metals from the waste material. Three major criteria determine the performance of the effectiveness of metal recovery from WEEE: (1) recovery efficiency of the selected technique, (2) selectivity toward individual metals, and (3) techno-economic and environmental profile of the technology. These criteria reflect the functional performance of the technology development. Scenarios with good performance in all these criteria can establish the ultimate goal of the newly developed technology.

Research plays a major role in the systematic testing of techniques, understanding of the mechanisms, and evaluation of the performance of the technology in terms of effectiveness, and environmental profile. This research mainly focused on the recovery efficiency, process parameters, selectivity towards individual metals, environmental profile, and techno-economic assessment of the technology. The performance was evaluated on the basis of the technical system. Evaluation of the base system can assist to identify the bottlenecks, flows and other gaps, and future research needs. This allows for further improvement of the technology in terms of effectiveness and environmental profile and brings it closer to the market.

9.3 Electronic waste as a secondary source of metals

9.3.1 Characterization of the discarded PCB from various sources

There is not yet a standardized method for the characterization of electronic waste material for total metal content. Many researchers reported different approaches, typically involving the digestion of the waste materials under extreme conditions (Oguchi et al., 2012; Park and Fray, 2009; Yang et al., 2011). A non-destructive total metal assay is typically carried out in a mixture of acids with an aim to extract the metals from the discarded material. A mixture of nitric and hydrochloric acid, a mixture known to dissolve Au and other valuable metals, is effective to achieve reliable and reproducible results from a polymetallic source (Melaku et al., 2005).

The modified characterization method given in Chapter 4 assayed total metals from various discarded PCB. The data obtained are in agreement with the reported values of other researchers who used similar approaches, in terms of dissolution method, and utilized analytical instruments. Many researchers used various digestive and non-digestive metal assay methods, typically involving nitro-hydrochloric acid at elevated temperatures. The microwave (MW) digestion method with nitro-hydrochloric acid showed practical significance as it is a rapid method, repeatable and is a standardizable procedure. Moreover, the use of corrosive hydrofluoric acid (HF) is avoided in the total metal assay of a silicon-based material (PCB). However, it should be noted that nitro-hydrochloric acid digestion of crushed PCB might overlook the detection of some metals that react poorly with this mixture of acids. This might explain that some metals such as the lanthanides, silver and the other platinum group metals (PGM) were not detected (Chapter 4).

9.3.2 Economic value and prioritization of metal recovery

In urban mining of waste streams, WEEE, and specifically the PCB are an important and strategic secondary source of valuable metals. The main economic motivation to recycle discarded PCB is the recovery of Cu and Au. These two metals make up to 92.3% to 97.8% of the total value (Chapter 4). PCB is a predominantly Cu-rich material (up to 38% by weight), which makes the recovery of this metal a priority in metal recovery operations. These findings are in agreement line with those of Wang and Gaustad (2012) who used statistical tools for the prioritization of metals. The selective recovery of Cu, the main material found in PCB, is a priority to serve a twofold purpose: to facilitate the recovery of other more valuable metals from PCB and to decrease a potential competition in the subsequent recovery step. Other metals are found in low quantities relative to Cu, in case of Au, a 8500-factor between Cu and Au was prominent in PCB from desktop computers (Chapter 4). Among other units of WEEE, PCB is the most valuable part owing to its high concentration of valuable metals (Chapter 2).

An overview of major WEEE units, their metal concentration and the criticality of these metals is given in Table 9-1. The criticality information is taken from the ad hoc report of the European Commission on the critical metals (European Commission, 2014) and available information from the literature (Hennebel et al., 2015; Jones et al., 2013; Rotter et al., 2013).

Table 9-1: Overview of secondary resources, their criticality and abundance.

WEEE unit	Critical metals	Criticality	Concentration compared to ores	Economic potential
Printed circuit boards (PCB)	Cu	Medium	High	Medium
	Au	Medium	Very high	Very high
Hard disc drives (HDD)	Nd	High	High	High
	Pr	High	High	High
Displays	In	High	High	Medium

9.3.3 Factors influencing metal recovery technology development and application of multi-criteria assessment prior to research activities

Technology selection is a cumbersome task given the variety of conventional and emerging technologies and the complexity of the polymetallic anthropogenic waste material. A novel approach is required to prioritize the metals of interest, and to develop an efficient metal recovery process. Several approaches to extract and subsequently recover metals are available, including conventional chemical and emerging biological technologies. The decision for technology selection should be based on an analytical ground, particularly when a number of multiple multidimensional criteria are involved. Multi-criteria analysis (MCA) using an analytical hierarchical process (AHP) evaluated the available options for metal recovery technology, incorporating a number of relevant selection criteria at a hierarchical level of importance (Chapter 4).

9.4 Metal extraction from the discarded PCB

9.4.1 Biohydrometallurgy versus hydrometallurgy

Both chemical (hydrometallurgical) and biological (biohydrometallurgical) routes proved to be efficient for the extraction of Cu from discarded PCB. Bioleaching with a co-culture of *Acidithiobacillus ferrivorans* and *Acidithiobacillus thiooxidans* and chemical leaching with sulfuric acid (H_2SO_4) and hydrogen peroxide (H_2O_2) under optimized conditions resulted in a 98.4% and 99.2% Cu extraction efficiency, respectively (Chapters 5 and 6). However, in case of Au, chemical leaching (99.2%) is a lot more efficient than biological leaching (44.0%). The biogenic cyanide production by *Pseudomonas putida* was not high enough (21.6 mg/L), to leach Au from the PCB, as was confirmed with chemical cyanide leaching tests (Chapter 5). In addition, there was a great difference in terms of dissolution, 21.3 and 205.7 factor multitude in favor of the chemical leaching route, respectively, for Cu and Au. An overview of bioleaching versus chemical leaching in terms of metals extraction efficiency and rate is given in Table 9-2.

Table 9-2: Comparison of leaching rate of biological and chemical routes.

Metals	Extraction efficiency (%) (Biological / Chemical)	Multitude	Leaching rate ($\mu\text{g/h}$) (Biological / Chemical)	Multitude
Cu	98.4 / 99.2	1.008	172 / 367	21.3
Au	44.0 / 96.2	2.18	0.192 / 39.5	205.7

A two-step leaching procedure was developed to separate the extraction process for the base and precious metals, i.e. Cu and Au found in the discarded PCB. Cu competes with Au in the metal extraction process and increases the leachant consumption, particularly in a multi-metal source such as PCB, where both metals are found in very high concentrations. Several researchers developed strategies to enhance the biogenic cyanide production (Natarajan et al., 2015b) and/or chemical stability of cyanide in solution (Natarajan and Ting, 2015b). In its current status, bioleaching of Au has a lot to improve in order to compete with chemical technologies.

It is worth to mention that all bioleaching experiments were carried out at a low technology readiness level (TRL) in batch processes in agitated flasks. The reaction rates could differ greatly at full scale, when many other factors are included. At an industrial scale, bioleaching of primary ores is carried out in large heaps or in controlled stirred vessels (Vera et al., 2013). From a process engineering point view, a continuous stirring tank reactor (CSTR) would be the most appropriate selection to control the complex bioleaching process (Acevedo, 2000). A scale-up procedure and sensitivity analysis is essential, particularly for the biomass-based technologies. In a scale-up bioleaching testing system, i.e. a semi-pilot scale continuous bioleaching reactor, many contribute to the enhancement of the bioleaching rate and efficiency. For instance, in a bioleaching reactor, the bacteria are enhanced with sparging O_2 and CO_2 , which have an effect on the bioleaching activity of acidophiles (Brierley and Brierley, 2013). Recently, many researchers showed a substantially increased bioleaching rate (Ilyas and Lee, 2014c; Mäkinen et al., 2015) under optimized conditions (Vera et al., 2013) or combined with chemical giving rise to hybrid technologies (Ilyas et al., 2015). The process is not necessarily restricted to thermophilic leaching and can be carried out under mesophilic conditions (Chen et al., 2015; Chapter 5) and the bacteria can be loaded with a high pulp density up to 10% .

Following the developments in the early 2000s in the fundamentals of biomining of metals from minerals (Rohwerder et al., 2003), biohydrometallurgical routes succeeded from uncontrolled

waste heaps to engineered tank leaching (Watling, 2015). Bioleaching of non-sulfide anthropogenic materials has an unexplored potential in terms of leaching rate, higher waste load, and unexplored microbial species. Further improvement of these parameters can make bioleaching of base metals to be competitive as chemical technologies. In this context, bioprocessing of WEEE for metal recovery is a field open to many new developments. On the other hand, the operational limits are outlined for hydrometallurgical processes, and the stoichiometry of the leaching reactions is rigid.

9.4.2 Cyclic bioleaching and iron speciation

A cyclic Fe^{2+} - Fe^{3+} reaction was observed during the Cu bioleaching from PCB (Chapter 5). This cyclic reaction of Fe gives also an opportunity to recirculate the solution back to the bioleaching step, where Fe^{2+} can serve as an electron donor for the bioleaching bacteria. Bioleaching of base metals from WEEE involves the iron-oxidizer *Acidithiobacillus ferrivorans*, which required the external addition of ferrous iron (Fe^{2+}) to the bioleaching medium. The bacterial Fe^{2+} oxidation is given in Equation (9-1):



Biogenic ferric (Fe^{3+}) acts as a leachant for the bioleaching of Cu as shown below in Equation (9-2). In turn, Fe^{3+} is reduced as a result of the redox reaction with the elemental Cu found in the waste material (Chapter 5).



The bioleaching leachate solution was found to contain predominantly (96%) Fe^{2+} , when all the Cu was leached from the waste material, at the point where the bioleaching reaction was ceased and all the bacterial cells were removed from the solution (Chapter 6). This gives an opportunity to use the bioleaching solution as a feed for the first bioleaching reaction. Moreover, the selective recovery of Cu from the bioleaching leachate was successful owing to the predominantly Fe^{2+} -dominated leachate solution. An illustrative schematic is given in Figure 9-1.

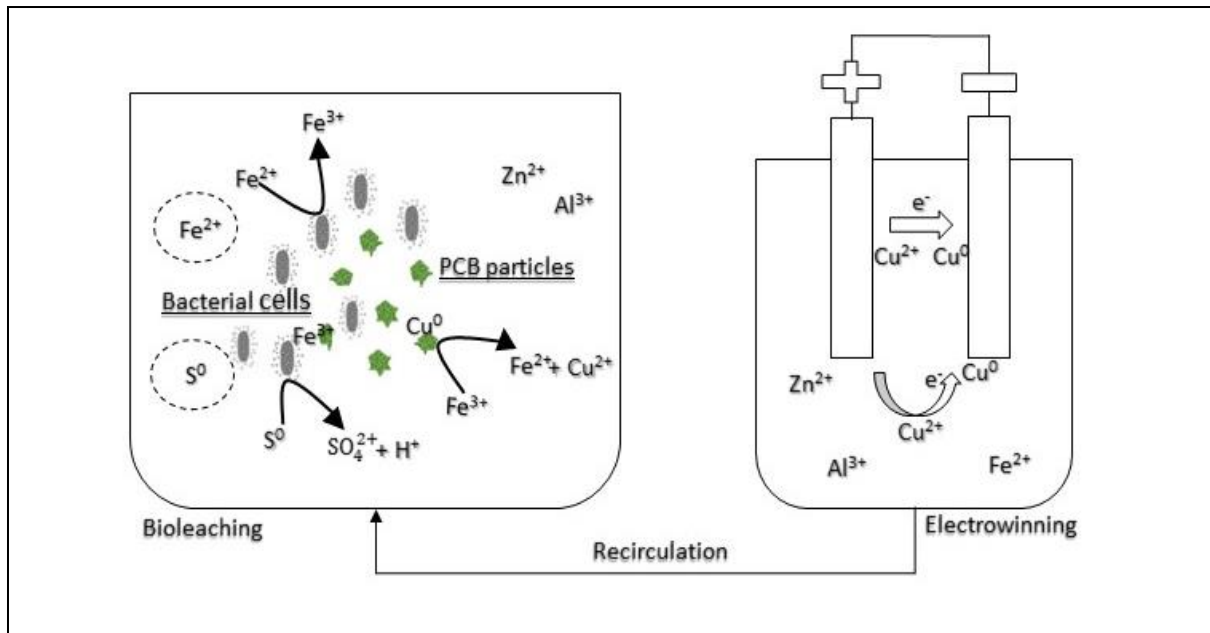


Figure 9-1: Cyclic iron ($Fe^{2+} - Fe^{3+}$) reaction and recirculation of Fe^{2+} -containing solution into the bioleaching solution.

9.5 Recovery: electrowinning versus sulfidic precipitation

Both electrowinning (EW) and sulfidic precipitation are efficient to selectively recovering Cu (98.4% / 91.2%) from a complex bioleaching solution (Chapter 7). The bioleaching solution contained a relative high organic content (38.2 mg/L total organic carbon) and a complex mixture of metals, dominated primarily by iron (Fe) and Cu (Chapter 7). Both recovery techniques were selective towards Cu, producing a final product predominantly containing Cu, with a purity of 65% and 35%, respectively, with EW and precipitation. Further studies on the process parameters that allow complete selective recovery of Cu from the bioleaching solution are required.

Sulfidic precipitation of Cu was stoichiometric at the pH value ($pH = 1.05$) of the bioleaching solution. At various sulfide concentrations (1 - 100 mM), Cu was selectively precipitated over other cations (Fe, Zn, Ni, Al), due to the difference in solubility product constant between the metal-sulfides. At stoichiometric concentrations of S^{2-} , 86% of the Cu was precipitated from the solution. Further investigations showed that the precipitate was a covellite mineral (CuS) including 35% Cu and 35% S (by weight), along with minor fractions of Fe (Chapter 5). The particle size of the covellite precipitates was 116 nm in average with good settleability properties.

EW was applied without solvent extraction in our tests (Chapter 7), and Fe was recovered by the application of low current (50 mA). This created an opportunity to recover Cu by applying

a low current, without the requirement of a complexing agent. Most commonly in the leachate solutions, Fe was found in its oxidized ferric (Fe^{3+}) form and it competes with Cu in the electrodeposition system, thus requiring the addition of a complexing agent. These findings were confirmed with the experiments carried out with a synthetic leachate solution, in which Fe^{2+} was used as the sole Fe source. The speciation of Fe is a key element in this system. This element is typically found predominantly in its Fe^{3+} in the leachates from primary ores. In bioleaching tests, however, Fe was predominantly found in Fe^{2+} form. This finding showed that the cyclic reaction of Fe played an important role in bioprocessing of waste material using iron-oxidizers in an integrated (bioleaching + electrowinning recovery) system. Moreover, Cu was selectively recovered over Fe, because it was found in its Fe^{2+} form, a species much less reactive than the oxidized Fe^{3+} form. However, when the solution was predominantly Fe^{2+} , a competition was not prevalent between Cu and Fe and a low current was sufficient to selectively deposit Cu on the electrode and leave the ferrous-dominated Fe fraction in the solution.

9.6 Techno-economic assessment and environmental sustainability analysis

Economic and environmental factors are decisive in the development of full-scale industrial processes. The operational costs are the decisive factor in selection between alternative routes. Moreover, they play an integral role in the design of the process route, the tank and the throughput rate, thus indirectly affecting the process economics.

It should be noted that primary laboratory data was used in the scale-up calculation and to the greatest extent possible (Chapter 8). Besides the sensitivity analysis of the primary data, many uncertainties exist which are not incorporated in the scale-up, such as macro-economic factors, metal price volatility, and costs associated with the operation of the thermal recovery process. The calculations were carried out in very optimistic scenarios, in which high grade PCB (high Cu concentration, high Au concentration) was modelled. The Au content is the main factor, contributing largely to the total revenues. The potential values of the other metals were not modelled, as they were not detected, or their economic value was insignificant (Chapter 4).

A comparative environmental sustainability analysis was carried out with the goal of comparing the alternative processes, and defining the environmental hotspots in each step, rather than obtaining absolute results that can be benchmarked to existing full scale applications. Energy

consumption and its related hazards was the main source in every process alternative, namely biological processing, chemical processing and hybrid processing.

Biological processing of primary ores has great advantages over chemical processing, owing to less impactful effects on the climate and elimination of hazardous chemicals (Panda et al., 2015). However in bioprocessing of non-sulfidic, secondary raw materials, such as WEEE, the bacteria need to be externally supplemented (Chapter 5), which brings along additional environmental impacts (Chapter 8). Lastly, it is worth to mention that the life-cycle assessment (LCA) assessment was not compared to the production of the metals from their primary ores (Chapter 8), on which many researchers showed that great natural resource preservation and energy savings, and climate benefits can be gained (Liu et al., 2009).

9.7 Strategies for the development of a sustainable technology to recover metals from electronic waste

Current best available technologies (BAT) stimulate the recovery of metals through pyrometallurgical routes on the basis of thermal treatment of the discarded material. Currently, a number of smelters operate to recover valuable metals from WEEE. It is, however, limited to only high grade WEEE, and typically solely PCB with a high precious metal content can be treated economically (Schluep et al., 2009; Wellmer and Hagelüken, 2015). The concentration of the precious metals, and mostly notably Au, is expected to decrease owing to changing manufacturing technologies and emerging ultra-thin coating technology, down to a few atom thick contact layer in modern devices (Akcil et al., 2015; Birloaga et al., 2013; Luda, 2011).

On the other hand, as the complexity of the devices increases, particularly in the newest devices, a higher number of elements are found in end-of-life (EoL) EEE in smaller amounts and higher complexity levels. Therefore, selectivity towards individual metals is the key priority in metal recovery from WEEE. Critical metal recovery from this urban waste stream might prove inefficient through pyrometallurgical routes, given the chemical properties of these metals. Therefore, technologies addressing selectivity toward individual metals need to be developed for the future of metal recovery from WEEE. In this regard, hydrometallurgical and biohydrometallurgical processing might have advantages over pyrometallurgical processing. On the other hand, pyrometallurgical processing might be upgraded to more environmentally friendly processes, by limiting its hazardous gaseous emissions and energy consumption. Most likely, a combination of these techniques in highly complex processes will be required to selectively and sustainably recover metals from various streams of polymetallic WEEE. In

synthesis, sustainable recovery of metals from secondary sources involve a multidisciplinary approach, requiring inputs from environmental engineering, hydrometallurgy, solid waste management, and industrial ecology.

9.8 Overall conclusions

- WEEE and particularly discarded PCB are an important secondary source of metals. Cu and Au are very valuable and their efficient recovery from discarded PCB should be prioritized. It is expected that the discarded PCB will be a major source of these metals in the coming decade.
- Metal recovery technologies are at their infancy, and most industrial scale applications are limited to pyrometallurgical routes applied to a small fraction of metal-rich WEEE. In its current status, this technology is limited to high grade PCB with a high valuable metal content, i.e. copper, gold, and platinum group metals. Selectivity towards individual metals is an important factor in the research strategy. Thus, the development of metal- and product-specific technologies are required.
- Discarded PCB is a very complex material in terms of metal abundance, concentration, and chemical structure. Unlike primary ores, the metals are found in their metallic forms, often in combination with alloys. The concentration difference between the metals could be very high. Cu and Au are the most valuable metals to be recovered. They can have a 1000-fold difference in concentration.
- Hydrometallurgy and biohydrometallurgy are two viable alternatives. Hydrometallurgy has relatively more robust processes, faster kinetics, reliable application and higher yield than biohydrometallurgy. Extensive research efforts resulted in sound understanding of fundamental concepts on its application on primary ores. However, biological recovery of metals from secondary sources, such as electronic waste, is still at its infancy. There are many unknown fundamental aspects, and a lack of scale-up studies.
- Given the success of biohydrometallurgy with primary ores in the last two decades, and its improvement potential, new developments can be expected in the near- and mid-future. Research efforts must be put on enhancing the process kinetics and increase of the waste load, in order to make the process more efficient and feasible. A hybrid approach, using the advantages of biological and chemical processing might prove to be the best option.
- Recovery of metals from the leachate solution requires subtle strategies. The leachate solution includes various metals in variable concentrations. Selectivity towards individual metals is an important factor in technology selection. Electrochemistry is an effective

method to selectively recover metals when multiple metals are involved. Multiple step electro-recovery processes could be considered in order to develop a subsequent total metal recovery process.

- Techno-economic assessment of the future process showed that chemical technologies are faster than biological technologies thus have a shorter return of investment. Also their process efficiencies are higher. Biological processes on the other are more environmental friendly, as was revealed by the anticipatory environmental sustainability analysis, however, the difference was not significant. A hybrid approach could benefit the advantages of the two alternatives, in a best-of-the-two-world metal recovery strategy.
- Anticipatory environmental sustainability analysis of future technologies is an emerging field of life-cycle assessment application. Ex ante life-cycle assessment of emerging technologies at the development stage could be a useful tool to anticipate the environmental impact of future applications, identify environmental hotspots, and evaluate various alternatives. In this direction, a framework for anticipatory life cycle assessment in order to evaluate the environmental profile of emerging technologies could prove useful.

References

1. Abbruzzese, C., Fornari, P., Massidda, R., Vegliò, F., Ubaldini, S., 1995. Thiosulphate leaching for gold hydrometallurgy. *Hydrometallurgy* 39, 265–276. doi:10.1016/0304-386X(95)00035-F.
2. Acevedo, F., 2000. The use of reactors in biomining processes. *Electron. J. Biotechnol.* 3, 184–194. doi:10.2225/vol3-issue3-fulltext-4.
3. Ahluwalia, P.K., Nema, A.K., 2007. A life cycle based multi-objective optimization model for the management of computer waste. *Resour. Conserv. Recycl.* 51, 792–826. doi:10.1016/j.resconrec.2007.01.001.
4. Ahmad, F.B., Zhang, Z., Doherty, W.O.S., O’Hara, I.M., 2015. A multi-criteria analysis approach for ranking and selection of microorganisms for the production of oils for biodiesel production. *Bioresour. Technol.* 190, 264–273. doi:10.1016/j.biortech.2015.04.083.
5. Akcil, A., 2010. A new global approach of cyanide management: International cyanide management code for the manufacture, transport, and use of cyanide in the production of gold. *Miner. Process. Extr. Metall. Rev.* 31, 135–149.
6. Akcil, A., Erust, C., Gahan, C.S., Ozgun, M., Sahin, M., Tuncuk, A., 2015. Precious metal recovery from waste printed circuit boards using cyanide and non-cyanide lixivants - A review. *Waste Manag.* 45, 258–271. doi:10.1016/j.wasman.2015.01.017.
7. Andrès, Y., Gérente, C., 2011. Removal of rare earth elements and precious metal species by biosorption, in: Kotrba, P., Mackova, M., Macek, T. (Eds.), *Microbial Biosorption of Metals*. Springer Netherlands, Dordrecht, pp. 179–196. doi:10.1007/978-94-007-0443-5.
8. Antonopoulos, I.S., Perkoulidis, G., Logothetis, D., Karkanias, C., 2014. Ranking municipal solid waste treatment alternatives considering sustainability criteria using the analytical hierarchical process tool. *Resour. Conserv. Recycl.* 86, 149–159. doi:10.1016/j.resconrec.2014.03.002.
9. Arundel, A., Sawaya, D., 2009. The Bioeconomy to 2030: Designing a policy agenda. doi:10.1787/9789264056886-en.
10. Auernik, K.S., Maezato, Y., Blum, P.H., Kelly, R.M., 2008. The genome sequence of the metal-mobilizing, extremely thermoacidophilic archaeon *Metallosphaera sedula* provides insights into bioleaching-associated metabolism. *Appl. Environ. Microbiol.* 74, 682–692. doi:10.1128/AEM.02019-07.

11. Aylmore, M.G., Muir, D.M., 2001. Thiosulfate leaching of gold - A review. *Miner. Eng.* 14, 135–174. doi:10.1016/S0892-6875(00)00172-2.
12. Azizi, D., Shafaei, S.Z., Noaparast, M., Abdollahi, H., 2012. Modeling and optimization of low-grade Mn bearing ore leaching using response surface methodology and central composite rotatable design. *Trans. Nonferrous Met. Soc. China (English Ed.* 22, 2295–2305. doi:10.1016/S1003-6326(11)61463-5.
13. Baird, J., Curry, R., Cruz, P., 2014. An overview of waste crime, its characteristics, and the vulnerability of the EU waste sector. *Waste Manag. Res.* 32, 97–105. doi:10.1177/0734242X13517161.
14. Bakas, I., Fischer, C., Harding, A., 2014. Present and potential future recycling of critical metals in WEEE. *Copenhagen Resour. Inst.*
15. Bakırdere, S., Bölücek, C., Yaman, M., 2016. Determination of contamination levels of Pb, Cd, Cu, Ni, and Mn caused by former lead mining gallery. *Environ. Monit. Assess.* 188, 1–7. doi:10.1007/s10661-016-5134-5.
16. Bakker, P.A.H.M., Pieterse, C.M.J., van Loon, L.C., 2007. Induced systemic resistance by fluorescent *Pseudomonas* spp. *Phytopathology* 97, 239–243. doi:10.1094/PHYTO-97-2-0239.
17. Baldé, C.P., Wang, F., Kuehr, R., Huisman, J., 2015. *The Global E-Waste Monitor 2014*, United Nations University, IAS – SCYCLE, Bonn, Germany.
18. Bas, A.D., Deveci, H., Yazici, E.Y., 2013. Bioleaching of copper from low grade scrap TV circuit boards using mesophilic bacteria. *Hydrometallurgy* 138, 65–70. doi:10.1016/j.hydromet.2013.06.015.
19. Batstone, D.J., Hülsen, T., Mehta, C.M., Keller, J., 2015. Platforms for energy and nutrient recovery from domestic wastewater: A review. *Chemosphere* 140, 2–11. doi:10.1016/j.chemosphere.2014.10.021.
20. Bebelis, S., Bouzek, K., Cornell, A., Ferreira, M.G.S., Kelsall, G.H., Lopicque, F., Ponce de León, C., Rodrigo, M.A., Walsh, F.C., 2013. Highlights during the development of electrochemical engineering. *Chem. Eng. Res. Des.* 91, 1998–2020. doi:10.1016/j.cherd.2013.08.029.
21. Behnamfard, A., Salarirad, M.M., Vegliò, F., 2013. Process development for recovery of copper and precious metals from waste printed circuit boards with emphasize on palladium and gold leaching and precipitation. *Waste Manag.* 33, 2354–2363. doi:10.1016/j.wasman.2013.07.017.
22. Bharadwaj, A., Ting, Y., 2011. From biomining of mineral ores to bio urban mining of

- industrial waste. *Environ. Technol. Manag. Conf. 4th ETMC*.
23. Bidy, M.J., Davis, R., Humbird, D., Tao, L., Dowe, N., Guarnieri, M.T., Linger, J.G., Karp, E.M., Salvachúa, D., Vardon, D.R., Beckham, G.T., 2016. The techno-economic basis for coproduct manufacturing to enable hydrocarbon fuel production from lignocellulosic biomass. *ACS Sustain. Chem. Eng.* 4, 3196–3211. doi:10.1021/acssuschemeng.6b00243.
 24. Bigum, M., Brogaard, L., Christensen, T.H., 2012. Metal recovery from high-grade WEEE: A life cycle assessment. *J. Hazard. Mater.* 207–208, 8–14. doi:10.1016/j.jhazmat.2011.10.001.
 25. Birloaga, I., Coman, V., Kopacek, B., Vegliò, F., 2014. An advanced study on the hydrometallurgical processing of waste computer printed circuit boards to extract their valuable content of metals. *Waste Manag.* 34, 2581–2586. doi:10.1016/j.wasman.2014.08.028.
 26. Birloaga, I., De Michelis, I., Ferella, F., Buzatu, M., Vegliò, F., 2013. Study on the influence of various factors in the hydrometallurgical processing of waste printed circuit boards for copper and gold recovery. *Waste Manag.* 33, 935–941. doi:10.1016/j.wasman.2013.01.003.
 27. Biswas, S., Chakraborty, S., Chaudhuri, M.G., Banerjee, P.C., Mukherjee, S., Dey, R., 2014. Optimization of process parameters and dissolution kinetics of nickel and cobalt from lateritic chromite overburden using organic acids. *J. Chem. Technology Biotechnol.* 89, 1491–1500. doi:10.1002/jctb.4288.
 28. Bloodworth, A., 2014. Track flows to manage technology-metal supply. *Nature* 505, 9–10. doi:10.1038/505019a.
 29. Blumer, C., Haas, D., 2000. Mechanism, regulation, and ecological role of bacterial cyanide biosynthesis. *Arch. Microbiol.* 173, 170–177. doi:10.1007/s002039900127.
 30. Bolzán, A.E., 2013. Electrodeposition of copper on glassy carbon electrodes in the presence of picolinic acid. *Electrochim. Acta* 113, 706–718. doi:10.1016/j.electacta.2013.09.132.
 31. Bonnefoy, V., Holmes, D.S., 2012. Genomic insights into microbial iron oxidation and iron uptake strategies in extremely acidic environments. *Environ. Microbiol.* 14, 1597–1611. doi:10.1111/j.1462-2920.2011.02626.x.
 32. Bosecker, K., 1997. Bioleaching: Metal solubilization by microorganisms. *FEMS Microbiol. Rev.* 20, 591–604. doi:10.1016/S0168-6445(97)00036-3.
 33. Brandl, H., 2008. Microbial leaching of metals, in: *Biotechnology Set, Second Edition*. pp. 191–206. doi:10.1002/9783527620999.ch8k.
 34. Brandl, H., Bosshard, R., Wegmann, M., 2001. Computer-munching microbes: metal

- leaching from electronic scrap by bacteria and fungi. *Hydrometallurgy* 59, 319–326. doi:10.1016/S0304-386X(00)00188-2.
35. Brandl, H., Faramarzi, M., 2006. Microbe-metal-interactions for the biotechnological treatment of metal-containing solid waste. *China Particuology* 4, 93–97. doi:10.1016/S1672-2515(07)60244-9.
36. Brandl, H., Lehmann, S., Faramarzi, M.A., Martinelli, D., 2008. Biomobilization of silver, gold, and platinum from solid waste materials by HCN-forming microorganisms. *Hydrometallurgy* 94, 14–17. doi:10.1016/j.hydromet.2008.05.016.
37. Brasseur, G., Levican, G., Bonnefoy, V., Holmes, D., Jedlicki, E., Lemesle-Meunier, D., 2004. Apparent redundancy of electron transfer pathways via bc1 complexes and terminal oxidases in the extremophilic chemolithoautotrophic *Acidithiobacillus ferrooxidans* *Biochim. Biophys. Acta - Bioenerg.* 1656, 114–126. doi:10.1016/j.bbabi.2004.02.008.
38. Breivik, K., Armitage, J.M., Wania, F., Jones, K.C., 2014. Tracking the global generation and exports of e-waste. Do existing estimates add up? *Environ. Sci. Technol.* 48, 8735 - 8743. doi:10.1021/es5021313.
39. Breuer, P.L., Jeffrey, M.I., 2000. Thiosulfate leaching kinetics of gold in the presence of copper and ammonia. *Miner. Eng.* 13, 1071–1081. doi:10.1016/S0892-6875(00)00091-1.
40. Brierley, C.L., Brierley, J.A., 2013. Progress in bioleaching: Part B: Applications of microbial processes by the minerals industries. *Appl. Microbiol. Biotechnol.* 97, 7543–7552. doi:10.1007/s00253-013-5095-3.
41. Brierley, J.A., Brierley, C.L., 1986. Microbial mining using thermophilic microorganisms, in: Brock, T.D. (Ed.), *Thermophiles: General, Molecular Applied Microbiology*. John Wiley & Sons, New York, pp. 279–305.
42. Brierley, J.A., Brierley, C.L., 2001. Present and future applications of biohydrometallurgy. *Hydrometallurgy* 59, 233–239. doi:10.1016/S0304-386X(00)00162-6
43. Bryan, C.G., Watkin, E.L., McCredden, T.J., Wong, Z.R., Harrison, S.T.L., Kaksonen, A.H., 2015. The use of pyrite as a source of lixiviant in the bioleaching of electronic waste. *Hydrometallurgy* 152, 33–43. doi:10.1016/j.hydromet.2014.12.004.
44. Buchert, M., Manhart, A., Bleher, D., Pingel, D., 2012. Recycling kritischer Rohstoffe aus Elektronik-Altgeräten, LANUV-Fachbericht. Freiburg.
45. Campbell, S.C., Olson, G.J., Clark, T.R., McFeters, G., 2001. Biogenic production of cyanide and its application to gold recovery. *J. Ind. Microbiol. Biotechnol.* 26, 134–139. doi:10.1038/sj.jim.7000104.
46. Canovas, D., Cases, I., de Lorenzo, V., 2003. Heavy metal tolerance and metal homeostasis

- in *Pseudomonas putida* as revealed by complete genome analysis. *Environ. Microbiol.* 5, 1242–1256. doi:10.1046/j.1462-2920.2003.00463.x.
47. Cao, J., Zhang, G., Mao, Z., Fang, Z., Yang, C., 2009. Precipitation of valuable metals from bioleaching solution by biogenic sulfides. *Miner. Eng.* 22, 289–295. doi:10.1016/j.mineng.2008.08.006.
48. Cappuyns, V., Swennen, R., Vandamme, A., Niclaes, M., 2006. Environmental impact of the former Pb-Zn mining and smelting in East Belgium. *J. Geochemical Explor.* 88, 6–9. doi:10.1016/j.gexplo.2005.08.005.
49. Carn, S.A., Krueger, A.J., Krotkov, N.A., Yang, K., Levelt, P.F., 2007. Sulfur dioxide emissions from Peruvian copper smelters detected by the ozone monitoring instrument. *Geophys. Res. Lett.* 34. doi:10.1029/2006GL029020.
50. Castric, P.A., 1977. Glycine metabolism by *Pseudomonas aeruginosa*: hydrogen cyanide biosynthesis. *J. Bacteriol.* 130, 826–831.
51. Chancerel, P., Bolland, T., Rotter, V.S., 2011. Status of pre-processing of waste electrical and electronic equipment in Germany and its influence on the recovery of gold. *Waste Manag. Res.* 29, 309–17. doi:10.1177/0734242X10368303.
52. Chancerel, P., Meskers, C.E.M., Hagelüken, C., Rotter, V.S., 2009. Assessment of precious metal flows during preprocessing of waste electrical and electronic equipment. *J. Ind. Ecol.* 13, 791–810. doi:10.1111/j.1530-9290.2009.00171.x.
53. Chancerel, P., Rotter, S., 2009. Recycling-oriented characterization of small waste electrical and electronic equipment. *Waste Manag.* 29, 2336–2352. doi:10.1016/j.wasman.2009.04.003.
54. Chang, D., Lee, C.K.M., Chen, C.-H., 2014. Review of life cycle assessment towards sustainable product development. *J. Clean. Prod.* 83, 48–60. doi:10.1016/j.jclepro.2014.07.050.
55. Chen, S., Yang, Y., Liu, C., Dong, F., Liu, B., 2015. Column bioleaching copper and its kinetics of waste printed circuit boards (WPCBs) by *Acidithiobacillus ferrooxidans*. *Chemosphere* 141, 162–168. doi:10.1016/j.chemosphere.2015.06.082.
56. Chen, S.Y., Huang, Q.Y., 2014. Heavy metals recovery from printed circuit board industry wastewater sludge by thermophilic bioleaching process. *J. Chem. Technol. Biotechnol.* 89, 158–164. doi:10.1002/jctb.4129.
57. Chen, T., Lei, C., Yan, B., Xiao, X., 2014. Metal recovery from the copper sulfide tailing with leaching and fractional precipitation technology. *Hydrometallurgy* 147–148, 178–182. doi:10.1016/j.hydromet.2014.05.018.

58. Chi, T., Lee, J., Pandey, B.D., Yoo, K., Jeong, J., 2011. Bioleaching of gold and copper from waste mobile phone PCBs by using a cyanogenic bacterium. *Miner. Eng.* 24, 1219–1222. doi:10.1016/j.mineng.2011.05.009.
59. Chung, J., Jeong, E., Choi, J.W., Yun, S.T., Maeng, S.K., Hong, S.W., 2015. Factors affecting crystallization of copper sulfide in fed-batch fluidized bed reactor. *Hydrometallurgy* 152, 107–112. doi:10.1016/j.hydromet.2014.12.014.
60. Cimpan, C., Maul, A., Jansen, M., Pretz, T., Wenzel, H., 2015. Central sorting and recovery of MSW recyclable materials: A review of technological state-of-the-art, cases, practice and implications for materials recycling. *J. Environ. Manage.* 156, 181–199. doi:10.1016/j.jenvman.2015.03.025.
61. Clark, D.A., Norris, P.R., 1996. *Acidimicrobium ferrooxidans* gen nov, sp nov: Mixed-culture ferrous iron oxidation with *Sulfobacillus* species. *Microbiology* 142, 785–790. doi:10.1099/00221287-142-4-785.
62. Colmer, A.R., Hinkle, M.E., 1947. The role of microorganisms in acid mine drainage: A preliminary report. *Science* 106, 253–6. doi:10.1126/science.106.2751.253.
63. Corstjens, P.L.A.M., De Vrind, J.P.M., Westbroek, P., De Vrind-De Jong, E.W., 1992. Enzymatic iron oxidation by *Leptothrix discophora*: Identification of an iron-oxidizing protein. *Appl. Environ. Microbiol.* 58, 450–454.
64. Creamer, N.J., Baxter-Plant, V.S., Henderson, J., Potter, M., Macaskie, L.E., 2006. Palladium and gold removal and recovery from precious metal solutions and electronic scrap leachates by *Desulfovibrio desulfuricans*. *Biotechnol. Lett.* 28, 1475–1484. doi:10.1007/s10529-006-9120-9.
65. Cucchiella, F., D’Adamo, I., Gastaldi, M., 2014. Sustainable management of waste-to-energy facilities. *Renew. Sustain. Energy Rev.* 33, 719–728. doi:10.1016/j.rser.2014.02.015.
66. Cucchiella, F., D’Adamo, I., Lenny Koh, S.C., Rosa, P., 2015. Recycling of WEEEs: An economic assessment of present and future e-waste streams. *Renew. Sustain. Energy Rev.* 51, 263–272. doi:10.1016/j.rser.2015.06.010.
67. Cui, J., Forssberg, E., 2003. Mechanical recycling of waste electric and electronic equipment: A review. *J. Hazard. Mater.* 99, 243–263. doi:10.1016/S0304-3894(03)00061-X.
68. Cui, J., Forssberg, E., 2007. Characterization of shredded television scrap and implications for materials recovery. *Waste Manag.* 27, 415–424. doi:10.1016/j.wasman.2006.02.003.
69. Cui, J., Zhang, L., 2008. Metallurgical recovery of metals from electronic waste: A review.

- J. Hazard. Mater. 158, 228–256. doi:10.1016/j.jhazmat.2008.02.001.
70. Cundy, A.B., Bardos, R.P., Church, A., Puschenreiter, M., Friesl-Hanl, W., Müller, I., Neu, S., Mench, M., Witters, N., Vangronsveld, J., 2013. Developing principles of sustainability and stakeholder engagement for “gentle” remediation approaches: The European context. *J. Environ. Manage.* 129, 283–291. doi:10.1016/j.jenvman.2013.07.032.
71. Dai, X., Breuer, P.L., 2013. Leaching and electrochemistry of gold, silver and gold–silver alloys in cyanide solutions: Effect of oxidant and lead(II) ions. *Hydrometallurgy* 133, 139–148. doi:10.1016/j.hydromet.2013.01.002.
72. Dang, M.T., Brunner, P.-L.M., Wuest, J.D., 2014. A green approach to organic thin-film electronic devices: Recycling electrodes composed of Indium Tin Oxide (ITO). *Sustain. Chem. Eng.* 2, 2715–2721. doi:10.1021/sc500456p.
73. Darland, G., Brock, T.D., Samsonoff, W., Conti, S.F., 1970. A thermophilic, acidophilic mycoplasma isolated from a coal refuse pile. *Science.* 170, 1416–1418. doi:10.1126/science.170.3965.1416.
74. Darnall, D.W., Greene, B., Henzl, M.T., Hosea, J.M., Robert A. McPherson, J.S., Alexander, M.D., 1986. Selective recovery of gold and other metal ions from an algal biomass. *Environ. Sci. Technol.* 20, 206–208.
75. Das, N., 2010. Recovery of precious metals through biosorption - A review. *Hydrometallurgy* 103, 180–189. doi:10.1016/j.hydromet.2010.03.016.
76. Das, S.C., Krishna, P.G., 1996. Effect of Fe(III) during copper electrowinning at higher current density. *Int. J. Miner. Process.* 46, 91–105. doi:10.1016/0301-7516(95)00056-9.
77. de Vargas, I., Macaskie, L.E., Guibal, E., 2004. Biosorption of palladium and platinum by sulfate-reducing bacteria. *J. Chem. Technol. Biotechnol.* 79, 49–56.
78. Del Olmo, A., Caramelo, C., SanJose, C., 2003. Fluorescent complex of pyoverdin with aluminum. *J. Inorg. Biochem.* 97, 384–387. doi:10.1016/S0162-0134(03)00316-7.
79. Deng, X., Chai, L., Yang, Z., Tang, C., Wang, Y., Shi, Y., 2013. Bioleaching mechanism of heavy metals in the mixture of contaminated soil and slag by using indigenous *Penicillium chrysogenum* strain F1. *J. Hazard. Mater.* 248–249, 107–114. doi:10.1016/j.jhazmat.2012.12.051.
80. Deplanche, K., Macaskie, L.E., 2008. Biorecovery of gold by *Escherichia coli* and *Desulfovibrio desulfuricans*. *Biotechnol. Bioeng.* 99, 1055–1064. doi:10.1002/bit.21688.
81. Deplanche, K., Murray, A., Mennan, C., Taylor, S., Macaskie, L., 2005. Biorecycling of precious metals and rare earth elements, in: *Nanomaterials*. pp. 279–315.
82. Dewulf, J., Mancini, L., Blengini, G.A., Sala, S., Latunussa, C., Pennington, D., 2015.

- Toward an overall analytical framework for the integrated sustainability assessment of the production and supply of raw materials and primary energy carriers. *J. Ind. Ecol.* 19, 963–977. doi:10.1111/jiec.12289.
83. Dimitrov, N., 2016. Recent advances in the growth of metals, alloys, and multilayers by surface limited redox replacement (SLRR) based approaches. *Electrochim. Acta* 209, 599–622. doi:10.1016/j.electacta.2016.05.115.
84. Donati, E.R., Sand, W., 2007. Microbial processing of metal sulfides, *Microbial Processing of Metal Sulfides*. Springer. doi:10.1007/1-4020-5589-7.
85. Dreisinger, D., 2006. Copper leaching from primary sulfides: Options for biological and chemical extraction of copper. *Hydrometallurgy* 83, 10–20. doi:10.1016/j.hydromet.2006.03.032.
86. Duan, H., Hou, K., Li, J., Zhu, X., 2011. Examining the technology acceptance for dismantling of waste printed circuit boards in light of recycling and environmental concerns. *J. Environ. Manage.* 92, 392–399. doi:10.1016/j.jenvman.2010.10.057.
87. Du Plessis, C.A., Batty, J.D., Dew, D.W., 2007. Commercial applications of thermophile bioleaching, in: *Biomining*. pp. 57–80. doi:10.1007/978-3-540-34911-2_3.
88. Ebin, B., Isik, M.I., 2016. Pyrometallurgical processes for the recovery of metals from WEEE, in: Chagnes, A., Cote, G., Ekberg, C., Nilsson, M., Retegan, T. (Eds.), *WEEE Recycling*. Elsevier Inc, pp. 107–138.
89. Edwards, K.J., Bond, P.L., Gihring, T.M., Banfield, J.F., 2000. An archaeal iron-oxidizing extreme acidophile important in acid mine drainage. *Science* 287, 1796–1799. doi:10.1126/science.287.5459.1796.
90. Erüst, C., Akcil, A., Gahan, C.S., Tuncuk, A., Devenci, H., 2013. Biohydrometallurgy of secondary metal resources: A potential alternative approach for metal recovery. *J. Chem. Technol. Biotechnol.* 88, 2115–2132. doi:10.1002/jctb.4164.
91. Escobar, B., Jedlicki, E., Wiertz, J., Vargas, T., 1996. A method for evaluating the proportion of free and attached bacteria in the bioleaching of chalcopyrite with *Thiobacillus ferrooxidans*. *Hydrometallurgy* 40, 1 - 10. doi:10.1016/0304-386X(95)00005-2.
92. European Commission, 2014. Report on critical raw materials for the EU, Report of the Ad hoc Working Group on defining critical raw materials.
93. Eurostat, 2016. Eurostat [WWW Document]. Netherlands energy prices. URL http://ec.europa.eu/eurostat/statistics-explained/index.php/Energy_price_statistics (accessed 9.1.16).
94. Fabisch, M., Beulig, F., Akob, D.M., Küsel, K., 2013. Surprising abundance of *Gallionella*-

- related iron oxidizers in creek sediments at pH 4.4 or at high heavy metal concentrations. *Front. Microbiol.* 4, 1–12. doi:10.3389/fmicb.2013.00390.
95. Fairbrother, L., Shapter, J., Brugger, J., Southam, G., Pring, A., Reith, F., 2009. Effect of the cyanide-producing bacterium *Chromobacterium violaceum* on ultraflat Au surfaces. *Chem. Geol.* 265, 313–320. doi:10.1016/j.chemgeo.2009.04.010.
96. Fan, S.K.S., Fan, C., Yang, J.H., Liu, K.F.R., 2013. Disassembly and recycling cost analysis of waste notebook and the efficiency improvement by re-design process. *J. Clean. Prod.* 39, 209–219. doi:10.1016/j.jclepro.2012.08.014.
97. Faramarzi, M., Stagers, M., Pensini, E., 2004. Metal solubilization from metal-containing solid materials by cyanogenic *Chromobacterium violaceum*. *J. Biotechnol.* 113, 321–326. doi:10.1016/j.jbiotec.2004.03.031.
98. Ficeriová, J., Baláž, P., Gock, E., 2011. Leaching of gold, silver and accompanying metals from circuit boards (PCBs) waste. *Acta Montan. Slovaca* 16, 128–131.
99. Fogarasi, S., Imre-Lucaci, F., Imre-Lucaci, Á., Ilea, P., 2014. Copper recovery and gold enrichment from waste printed circuit boards by mediated electrochemical oxidation. *J. Hazard. Mater.* 273, 215–221. doi:10.1016/j.jhazmat.2014.03.043.
100. Fonti, V., Amato, A., Beolchini, F., 2015. Urban Biomineralization: New Challenges for a Successful Exploitation of WEEE by Means of a Biotechnological Approach, in: *Microbiology for Minerals, Metals, Materials and the Environment* (Eds. Ablilash, Pandey, Natarajan). pp. 329–358.
101. Foulkes, J.M., Deplanche, K., Sargent, F., Macaskie, L.E., Lloyd, J.R., 2016. A novel aerobic mechanism for reductive palladium biomineralization and recovery by *Escherichia coli*. *Geomicrobiol. J.* 33, 230–236. doi:10.1080/01490451.2015.1069911.
102. Fowler, P.W., Orwick-Rydmark, M., Radestock, S., Solcan, N., Dijkman, P.M., Lyons, J.A., Kwok, J., Caffrey, M., Watts, A., Forrest, L.R., Newstead, S., 2015. Gating topology of the proton-coupled oligopeptide symporters. *Structure* 23, 290–301. doi:10.1016/j.str.2014.12.012.
103. Friege, H., 2012. Review of material recovery from used electric and electronic equipment-alternative options for resource conservation. *Waste Manag. Res.* 30, 3–16. doi:10.1177/0734242X12448521.
104. Frischknecht, R., Büsler, S., Krewitt, W., 2009. Environmental assessment of future technologies: How to trim LCA to fit this goal? *Int. J. Life Cycle Assess.* 14, 584–588. doi:10.1007/s11367-009-0120-6.
105. Fu, F., Wang, Q., 2011. Removal of heavy metal ions from wastewaters: A review. *J.*

- Environ. Manage. 92, 407–418. doi:10.1016/j.jenvman.2010.11.011.
106. Gadd, G.M., 2010. Metals, minerals and microbes: Geomicrobiology and bioremediation. *Microbiology* 156, 609–643. doi:10.1099/mic.0.037143-0.
107. Gargalo, C.L., Carvalho, A., Gernaey, K. V., Sin, G., 2016. A framework for techno-economic & environmental sustainability analysis by risk assessment for conceptual process evaluation. *Biochem. Eng. J.* doi:10.1016/j.bej.2016.06.007.
108. Gavankar, S., Suh, S., Keller, A.A., 2015. The role of scale and technology maturity in life cycle assessment of emerging technologies: A Case Study on Carbon Nanotubes. *J. Ind. Ecol.* 19, 51–60. doi:10.1111/jiec.12175.
109. Georgiadis, D.R., Mazzuchi, T.A., Sarkani, S., 2013. Analysis of alternatives for selection of enabling technology. *Syst. Eng.* 16, 287–303. doi:DOI 10.1002/sys.
110. Ghauri, M.A., Okibe, N., Barrie Johnson, D., 2007. Attachment of acidophilic bacteria to solid surfaces: The significance of species and strain variations. *Hydrometallurgy* 85, 72–80. doi:10.1016/j.hydromet.2006.03.016.
111. Ghodrat, M., Rhamdhani, M.A., Brooks, G., Masood, S., Corder, G., 2016. Techno economic analysis of electronic waste processing through black copper smelting route. *J. Clean. Prod.* 126, 178–190. doi:10.1016/j.jclepro.2016.03.033.
112. Ghosh, B., Ghosh, M.K., Parhi, P., Mukherjee, P.S., Mishra, B.K., 2015. Waste Printed Circuit Boards recycling: An extensive assessment of current status. *J. Clean. Prod.* 94, 5–19. doi:10.1016/j.jclepro.2015.02.024.
113. Golyshina, O. V., Pivovarova, T.A., Karavaiko, G.I., Kondrat'eva, T.F., Moore, E.R.B., Abraham, W.R., Lünsdorf, H., Timmis, K.N., Yakimov, M.M., Golyshin, P.N., 2000. *Ferroplasma acidiphilum* gen. nov., sp. nov., an acidophilic, autotrophic, ferrous-iron-oxidizing, cell-wall-lacking, mesophilic member of the *Ferroplasmaceae* fam. nov., comprising a distinct lineage of the Archaea. *Int. J. Syst. Evol. Microbiol.* 50, 997–1006. doi:10.1099/00207713-50-3-997.
114. González-Muñoz, M.J., Rodríguez, M.A., Luque, S., Álvarez, J.R., 2006. Recovery of heavy metals from metal industry waste waters by chemical precipitation and nanofiltration. *Desalination* 200, 742–744. doi:10.1016/j.desal.2006.03.498.
115. Gorgievski, M., Božić, D., Stanković, V., Bogdanović, G., 2009. Copper electrowinning from acid mine drainage: A case study from the closed mine “Cerovo”. *J. Hazard. Mater.* 170, 716–721. doi:10.1016/j.jhazmat.2009.04.135.
116. Graedel, T.E., 2011. Metal Stocks & Recycling Rates, Recycling Rates of Metals: A Status Report, UNDP.

117. Graedel, T.E., Erdmann, L., 2012. Will metal scarcity impede routine industrial use? *MRS Bull.* 37, 325–331. doi:10.1557/mrs.2012.34.
118. Grosse, A.C., Dicoski, G.W., Shaw, M.J., Haddad, P.R., 2003. Leaching and recovery of gold using ammoniacal thiosulfate leach liquors (a review). *Hydrometallurgy* 69, 1–21. doi:10.1016/S0304-386X(02)00169-X.
119. Gu, Y., Wu, Y., Xu, M., Mu, X., Zuo, T., 2016. Waste electrical and electronic equipment (WEEE) recycling for a sustainable resource supply in the electronics industry in China. *J. Clean. Prod.* 127, 331–338. doi:10.1016/j.jclepro.2016.04.041.
120. Guerrero, L.A., Maas, G., Hogland, W., 2013. Solid waste management challenges for cities in developing countries. *Waste Manag.* 33, 220–232. doi:10.1016/j.wasman.2012.09.008.
121. Guo, M., Murphy, R.J., 2012. LCA data quality: Sensitivity and uncertainty analysis. *Sci. Total Environ.* 435–436, 230–243. doi:10.1016/j.scitotenv.2012.07.006.
122. Gurung, M., Adhikari, B.B., Kawakita, H., Ohto, K., Inoue, K., Alam, S., 2013. Recovery of gold and silver from spent mobile phones by means of acidothioureia leaching followed by adsorption using biosorbent prepared from persimmon tannin. *Hydrometallurgy* 133, 84–93. doi:10.1016/j.hydromet.2012.12.003.
123. Ha, V.H., Lee, J. chun, Jeong, J., Hai, H.T., Jha, M.K., 2010. Thiosulfate leaching of gold from waste mobile phones. *J. Hazard. Mater.* 178, 1115–1119. doi:10.1016/j.jhazmat.2010.01.099.
124. Habashi, F., 2005. A short history of hydrometallurgy. *Hydrometallurgy* 79, 15–22. doi:10.1016/j.hydromet.2004.01.008.
125. Hadi, P., Xu, M., Lin, C.S.K., Hui, C.W., McKay, G., 2015. Waste printed circuit board recycling techniques and product utilization. *J. Hazard. Mater.* 283, 234–243. doi:10.1016/j.jhazmat.2014.09.032.
126. Hagelüken, C., 2006. Improving metal returns and eco-efficiency in electronics recycling. *Proc. 2006 IEEE Int. Symp. Electron. Environ.* 218–223.
127. Hall, W.J., Williams, P.T., 2007. Separation and recovery of materials from scrap printed circuit boards. *Resour. Conserv. Recycl.* 51, 691–709. doi:10.1016/j.resconrec.2006.11.010.
128. Hallstedt, S.I., Thompson, A.W., Lindahl, P., 2013. Key elements for implementing a strategic sustainability perspective in the product innovation process. *J. Clean. Prod.* 51, 277–288. doi:10.1016/j.jclepro.2013.01.043.
129. Hassan, N.M., Rasmussen, P.E., Dabek-Zlotorzynska, E., Celo, V., Chen, H., 2007.

- Analysis of environmental samples using microwave-assisted acid digestion and inductively coupled plasma mass spectrometry: Maximizing total element recoveries. *Water, Air, Soil Pollut.* 178, 323–334. doi:10.1007/s11270-006-9201-3.
130. Havlik, T., Orac, D., Petranikova, M., Miskufova, A., Kukurugya, F., Takacova, Z., 2010. Leaching of copper and tin from used printed circuit boards after thermal treatment. *J. Hazard. Mater.* 183, 866–873. doi:10.1016/j.jhazmat.2010.07.107.
131. Hawkes, R.B., Franzmann, P.D., O'hara, G., Plumb, J.J., 2006. *Ferroplasma cupricumulans* sp. nov., a novel moderately thermophilic, acidophilic archaeon isolated from an industrial-scale chalcocite bioleach heap. *Extremophiles* 10, 525–530. doi:10.1007/s00792-006-0527-y.
132. Hedrich, S., Johnson, D.B., 2013. Aerobic and anaerobic oxidation of hydrogen by acidophilic bacteria. *FEMS Microbiol. Lett.* 349, 40–45. doi:10.1111/1574-6968.12290.
133. Hedrich, S., Schlömann, M., Barrie Johnson, D., 2011. The iron-oxidizing proteobacteria. *Microbiology* 157, 1551–1564. doi:10.1099/mic.0.045344-0.
134. Hennebel, T., Boon, N., Maes, S., Lenz, M., 2015. Biotechnologies for critical raw material recovery from primary and secondary sources: R&D priorities and future perspectives. *N. Biotechnol.* 32, 121–127. doi:10.1016/j.nbt.2013.08.004.
135. Herat, S., Agamuthu, P., 2012. E-waste: a problem or an opportunity? Review of issues, challenges and solutions in Asian countries. *Waste Manag. Res.* 30, 1113–1129. doi:10.1177/0734242X12453378.
136. Herrera, L., Ruiz, P., Aguillon, J.C., Fehrmann, A., 1989. A new spectrophotometric method for the determination of ferrous iron in the presence of ferric iron. *J. Chem. Technol. Biotechnol.* 44, 171–181. doi:10.1002/jctb.280440302.
137. Herva, M., Roca, E., 2013. Review of combined approaches and multi-criteria analysis for corporate environmental evaluation. *J. Clean. Prod.* 39, 355–371. doi:10.1016/j.jclepro.2012.07.058.
138. Hetherington, A.C., Borrión, A.L., Griffiths, O.G., McManus, M.C., 2014. Use of LCA as a development tool within early research: Challenges and issues across different sectors. *Int. J. Life Cycle Assess.* 19, 130–143. doi:10.1007/s11367-013-0627-8.
139. Hong, Y., Valix, M., 2014. Bioleaching of electronic waste using acidophilic sulfur oxidising bacteria. *J. Clean. Prod.* 65, 465–472. doi:10.1016/j.jclepro.2013.08.043.
140. Huang, I.B., Keisler, J., Linkov, I., 2011. Multi-criteria decision analysis in environmental sciences: Ten years of applications and trends. *Sci. Total Environ.* 409, 3578–3594. doi:10.1016/j.scitotenv.2011.06.022.

141. Huber, G., Spinnler, C., Gambacorta, A., Stetter, K.O., 1989. *Metallosphaera sedula* gen. and sp. nov. represents a new genus of aerobic, metal-mobilizing, thermoacidophilic archaeobacteria. *Syst. Appl. Microbiol.* 12, 38–47. doi:10.1016/S0723-2020(89)80038-4.
142. Huisman, J., 2010. WEEE recast: from 4 kg to 65%: the compliance consequences, UNU Expert Opinion on the EU European Parliament Draft Report on the WEEE Directive with updates of the 2007 WEEE Review study. Bonn.
143. Huisman, J., Botezatu, I., Herreras, L., Liddane, M., Hintsa, J., Luda di Cortemiglia, V., Leroy, P., E., V., Mohanty, S., van den Brink, S., Ghenciu, B., Dimitrova, D., Nash, E., Shryane, T., Wieting, M., Kehoe, J., Baldé, C.P., Magalini, F., Z., A., Ruini, F., Bonzio, A., 2015. Countering WEEE Illegal Trade (CWIT) Summary Report, Market Assessment, Legal Analysis, Crime Analysis and Recommendations Roadmap. Lyon. doi:978-92-808-4560-0.
144. Huisman, J., van der Maesen, M., Eijsbouts, R.J.J., Wang, F., Baldé, C.P., Wielenga, C. a, 2012. The Dutch WEEE Flows. United Nations University, Bonn.
145. Ilyas, S., Anwar, M.A., Niazi, S.B., Afzal Ghauri, M., 2007. Bioleaching of metals from electronic scrap by moderately thermophilic acidophilic bacteria. *Hydrometallurgy* 88, 180–188. doi:10.1016/j.hydromet.2007.04.007.
146. Ilyas, S., Lee, J., 2014a. Biometallurgical recovery of metals from waste electrical and electronic equipment: a Review. *ChemBioEng Rev.* 1, 148–169. doi:10.1002/cben.201400001.
147. Ilyas, S., Lee, J., 2014b. Bioleaching of metals from electronic scrap in a stirred tank reactor. *Hydrometallurgy* 149, 50–62. doi:10.1016/j.hydromet.2014.07.004.
148. Ilyas, S., Lee, J., 2015. Bioprocessing of electronic scraps, in: *Microbiology for Minerals, Metals, Materials and the Environment*. pp. 307–328.
149. Ilyas, S., Lee, J., Crystal, L., 2015. Hybrid leaching: An emerging trend in bioprocessing of secondary resources. *Microbiol. Miner. Met. Mater. Environ.* 359–382.
150. Ilyas, S., Lee, J.C., 2014c. Bioleaching of metals from electronic scrap in a stirred tank reactor. *Hydrometallurgy* 149, 50–62. doi:10.1016/j.hydromet.2014.07.004.
151. Ilyas, S., Lee, J.C., Chi, R.A., 2013. Bioleaching of metals from electronic scrap and its potential for commercial exploitation. *Hydrometallurgy* 131–132, 138 - 143. doi:10.1016/j.hydromet.2012.11.010.
152. Ilyas, S., Ruan, C., Bhatti, H.N., Ghauri, M.A., Anwar, M.A., 2010. Column bioleaching of metals from electronic scrap. *Hydrometallurgy* 101, 135–140. doi:10.1016/j.hydromet.2009.12.007.

153. Ishigaki, T., Nakanishi, A., Tateda, M., Ike, M., Fujita, M., 2005. Bioleaching of metal from municipal waste incineration fly ash using a mixed culture of sulfur-oxidizing and iron-oxidizing bacteria. *Chemosphere* 60, 1087–1094. doi:10.1016/j.chemosphere.2004.12.060.
154. Işıldar, A., van de Vossenberg, J., Rene, E.R., van Hullebusch, E.D., Lens, P.N.L., 2016. Two-step bioleaching of copper and gold from discarded printed circuit boards (PCB). *Waste Manag.* 57, 149 - 157. doi:10.1016/j.wasman.2015.11.033.
155. Jadhav, U., Hocheng, H., 2012. A review of recovery of metals from industrial waste. *J. Achiev. Mater.* 54, 159–167.
156. Jadhav, U., Hocheng, H., 2015. Hydrometallurgical recovery of metals from large printed circuit board pieces. *Sci. Rep.* 5, 14574. doi:10.1038/srep14574.
157. Jan, R.L., Wu, J., Chaw, S.M., Tsai, C.W., Tsen, S.D., 1999. A novel species of thermoacidophilic archaeon, *Sulfolobus yangmingensis* sp. nov. *Int. J. Syst. Bacteriol.* 49 Pt 4, 1809–1816. doi:10.1099/00207713-49-4-1809.
158. Janyasuthiwong, S., Rene, E.R., Esposito, G., Lens, P.N.L., 2015. Effect of pH on Cu, Ni and Zn removal by biogenic sulfide precipitation in an inversed fluidized bed bioreactor. *Hydrometallurgy* 158, 94–100. doi:10.1016/j.hydromet.2015.10.009.
159. Janyasuthiwong, S., Ugas, R., Rene, E.R., Alessandra, C., Esposito, G., Lens, P.N., 2016. Effect of operational parameters on the leaching efficiency and recovery of heavy metals from computer printed circuit boards. *J. Chem. Technol. Biotechnol.* 91, 2038–2046. doi:10.1002/jctb.4798.
160. Jha, M.K., Choubey, P.K., Jha, A.K., Kumari, A., Lee, J. chun, Kumar, V., Jeong, J., 2012. Leaching studies for tin recovery from waste e-scrap. *Waste Manag.* 32, 1919–1925. doi:10.1016/j.wasman.2012.05.006.
161. Jing-ying, L., Xiu-li, X., Wen-quan, L., 2012. Thiourea leaching gold and silver from the printed circuit boards of waste mobile phones. *Waste Manag.* 32, 1209–1212. doi:10.1016/j.wasman.2012.01.026.
162. Joda, N., Rashchi, F., 2012. Recovery of ultra fine grained silver and copper from PC board scraps. *Sep. Purif. Technol.* 92, 36–42. doi:10.1016/j.seppur.2012.03.022.
163. Johnson, D.B., 2014. Biomining-biotechnologies for extracting and recovering metals from ores and waste materials. *Curr. Opin. Biotechnol.* 30, 24–31. doi:10.1016/j.copbio.2014.04.008.
164. Johnson, D.B., Bacelar-Nicolau, P., Okibe, N., Thomas, A., Hallberg, K.B., 2009. *Ferrimicrobium acidiphilum* gen. nov., sp. nov. and *Ferrithrix thermotolerans* gen. nov.,

- sp. nov.: Heterotrophic, iron-oxidizing, extremely acidophilic actinobacteria. *Int. J. Syst. Evol. Microbiol.* 59, 1082–1089. doi:10.1099/ijs.0.65409-0.
165. Johnson, D.B., Du Plessis, C.A., 2015. Biomining in reverse gear: Using bacteria to extract metals from oxidised ores. *Miner. Eng.* 75, 2–5. doi:10.1016/j.mineng.2014.09.024.
166. Johnson, D.B., Hallberg, K.B., 2003. The microbiology of acidic mine waters. *Res. Microbiol.* 154, 466–473. doi:10.1016/S0923-2508(03)00114-1.
167. Johnston, C.W., Wyatt, M. a, Li, X., Ibrahim, A., Shuster, J., Southam, G., Magarvey, N. a, 2013. Gold biomineralization by a metallophore from a gold-associated microbe. *Nat. Chem. Biol.* 9, 241–3. doi:10.1038/nchembio.1179.
168. Jones, P.T., Geysen, D., Tielemans, Y., Van Passel, S., Pontikes, Y., Blanpain, B., Quaghebeur, M., Hoekstra, N., 2013. Enhanced Landfill Mining in view of multiple resource recovery: A critical review. *J. Clean. Prod.* 55, 45–55. doi:10.1016/j.jclepro.2012.05.021.
169. Jong, T., Parry, D.L., 2003. Removal of sulfate and heavy metals by sulfate reducing bacteria in short-term bench scale upflow anaerobic packed bed reactor runs. *Water Res.* 37, 3379–3389. doi:10.1016/S0043-1354(03)00165-9.
170. Jujun, R., Yiming, Q., Zhenming, X., 2014. Environment-friendly technology for recovering nonferrous metals from e-waste: Eddy current separation. *Resour. Conserv. Recycl.* 87, 109–116. doi:10.1016/j.resconrec.2014.03.017.
171. Kajiwara, N., Noma, Y., Takigami, H., 2008. Photolysis studies of technical decabromodiphenyl ether (DecaBDE) and ethane (DeBDethane) in plastics under natural sunlight. *Environ. Sci. Technol.* 42, 4404–4409. doi:10.1021/es800060j.
172. Kaksonen, A.H., Mudunuru, B.M., Hackl, R., 2014. The role of microorganisms in gold processing and recovery—A review. *Hydrometallurgy* 142, 70–83. doi:10.1016/j.hydromet.2013.11.008.
173. Kalmykova, Y., Patrício, J., Rosado, L., Berg, P.E.O., 2015. Out with the old, out with the new - The effect of transitions in TVs and monitors technology on consumption and WEEE generation in Sweden 1996–2014. *Waste Manag.* 46, 511–522. doi:10.1016/j.wasman.2015.08.034.
174. Kamran, H.H., Moradkhani, D., Sedaghat, B., Rajaie, N.M., Behnamfard, A., 2013. Production of copper cathode from oxidized copper ores by acidic leaching and two-step precipitation followed by electrowinning. *Hydrometallurgy* 133, 111–117. doi:10.1016/j.hydromet.2012.12.004.
175. Karak, T., Bhagat, R.M., Bhattacharyya, P., 2012. Municipal solid waste generation,

- composition, and management: The world scenario. *Crit. Rev. Environ. Sci. Technol.* 42, 1509–1630.
176. Karwowska, E., Andrzejewska-Morzuch, D., Łebkowska, M., Tabernacka, A., Wojtkowska, M., Telepko, A., Konarzewska, A., 2014. Bioremediation of metals from printed circuit boards supported with surfactant-producing bacteria. *J. Hazard. Mater.* 264, 203–210. doi:10.1016/j.jhazmat.2013.11.018.
177. Kashefi, K., Tor, J.M., Nevin, K.P., Lovley, D.R., 2001. Reductive precipitation of gold by dissimilatory Fe (III)-reducing Bacteria and Archaea. *Appl. Environ. Microbiol.* 67, 3275–3279. doi:10.1128/AEM.67.7.3275.
178. Kasper, A.C., Berselli, G.B.T., Freitas, B.D., Tenório, J.A.S., Bernardes, A.M., Veit, H.M., 2011. Printed wiring boards for mobile phones: Characterization and recycling of copper. *Waste Manag.* 31, 2536–2545. doi:10.1016/j.wasman.2011.08.013.
179. Kelly, D.P., Wood, A.P., 2000. Reclassification of some species of *Thiobacillus* *Acidithiobacillus* gen. nov., *Halothiobacillus* gen. nov. and *Thermithiobacillus* gen. nov. *Int. J. Syst. Evol. Microbiol.* 50, 511–516.
180. Khalili, N.R., Duecker, S., 2013. Application of multi-criteria decision analysis in design of sustainable environmental management system framework. *J. Clean. Prod.* 47, 188–198. doi:10.1016/j.jclepro.2012.10.044.
181. Khoo, K.M., Ting, Y.P., 2001. Biosorption of gold by immobilized fungal biomass. *Biochem. Eng. J.* 8, 51–59. doi:10.1016/S1369-703X(00)00134-0.
182. Kiddee, P., Naidu, R., Wong, M.H., 2013. Electronic waste management approaches: An overview. *Waste Manag.* 33, 1237–1250. doi:10.1016/j.wasman.2013.01.006.
183. Kim, E., Kim, M., Lee, J., Jeong, J., Pandey, B.D., 2011a. Leaching kinetics of copper from waste printed circuit boards by electro-generated chlorine in HCl solution. *Hydrometallurgy* 107, 124–132. doi:10.1016/j.hydromet.2011.02.009.
184. Kim, E., Kim, M., Lee, J., Pandey, B.D., 2011b. Selective recovery of gold from waste mobile phone PCBs by hydrometallurgical process. *J. Hazard. Mater.* 198, 206–15. doi:10.1016/j.jhazmat.2011.10.034.
185. Kim, M.J., Seo, J.Y., Choi, Y.S., Kim, G.H., 2016. Bioremediation of spent Zn-Mn or Ni-Cd batteries by *Aspergillus* species. *Waste Manag.* 51, 168–173. doi:10.1016/j.wasman.2015.11.001.
186. Kimura, S., Bryan, C.G., Hallberg, K.B., Johnson, D.B., 2011. Biodiversity and geochemistry of an extremely acidic, low-temperature subterranean environment sustained by chemolithotrophy. *Environ. Microbiol.* 13, 2092–2104. doi:10.1111/j.1462-

- 2920.2011.02434.x.
187. Knowles, C.J., 1976. Microorganisms and cyanide. *Bacteriol. Rev.* 40, 652–680.
 188. Koliass, K., Hahladakis, J.N., Gidaracos, E., 2014. Assessment of toxic metals in waste personal computers. *Waste Manag.* 34, 1480–1487. doi:10.1016/j.wasman.2014.04.020.
 189. Kordosky, G.A., 2002. Copper recovery using leach/solvent extraction/electrowinning technology: forty years of innovation, 2.2 million tonnes of copper annually. *J. South African Inst. Min. Metall.* 445–450.
 190. Kozubal, M.A., Dlakić, M., Macur, R.E., Inskeep, W.P., 2011. Terminal oxidase diversity and function in “*Metallosphaera yellowstonensis*”: Gene expression and protein modeling suggest mechanisms of Fe(II) oxidation in the *Sulfolobales*. *Appl. Environ. Microbiol.* 77, 1844–1853. doi:10.1128/AEM.01646-10.
 191. Kumar, M., Lee, J., Kim, M., Jeong, J., Yoo, K., 2012. Leaching of metals from waste printed circuit boards (WPCBs) using sulfuric acid and nitric acid. *Environ. Eng. Manag. J.* 3613.
 192. Kunz, D. a., Nagappan, O., Silva-Avalos, J., Delong, G.T., 1992. Utilization of cyanide as a nitrogenous substrate by *Pseudomonas fluorescens* NCIMB 11764: Evidence for multiple pathways of metabolic conversion. *Appl. Environ. Microbiol.* 58, 2022–2029.
 193. Kuyucak, N., Volesky, B., 1988. Biosorbents for recovery of metals from industrial solutions. *Biotechnol. Lett.* 10, 137–142. doi:10.1007/BF01024641.
 194. Ladou, J., Lovegrove, S., 2008. Export of electronics equipment waste. *Int. J. Occup. Environ. Health* 14, 1–10. doi:doi:10.1179/oeht.2008.14.1.1.
 195. Lee, J., Pandey, B., 2012. Bio-processing of solid wastes and secondary resources for metal extraction—a review. *Waste Manag.* 32, 3–18. doi:10.1016/j.wasman.2011.08.010.
 196. Lee, S., Yoo, K., Jha, M.K., Lee, J., 2015. Separation of Sn from waste Pb-free Sn–Ag–Cu solder in hydrochloric acid solution with ferric chloride. *Hydrometallurgy* 157, 184–187. doi:10.1016/j.hydromet.2015.08.016.
 197. Leff, L.G., Ghosh, S., Johnston, G.P., Roberto, A., 2015. Microbial remediation of acid mine Drainage. *Microbiol. Miner. Met. Mater. Environ.* 453–476.
 198. Lewis, A., Van Hille, R., 2006. An exploration into the sulphide precipitation method and its effect on metal sulphide removal. *Hydrometallurgy* 81, 197–204. doi:10.1016/j.hydromet.2005.12.009.
 199. Lewis, A.E., 2010. Review of metal sulphide precipitation. *Hydrometallurgy* 104, 222–234. doi:10.1016/j.hydromet.2010.06.010.
 200. Li, J., Gao, B., Xu, Z., 2014a. New technology for separating resin powder and

- fiberglass powder from fiberglass–resin powder of waste printed circuit boards. *Environ. Sci. Technol.* 48, 5171–5178. doi:10.1021/es405679n.
201. Li, J., Lopez N., B.N., Liu, L., Zhao, N., Yu, K., Zheng, L., 2013. Regional or global WEEE recycling. Where to go? *Waste Manag.* 33, 923–934. doi:10.1016/j.wasman.2012.11.011.
202. Li, J., Miller, J.D., 2007. Reaction kinetics of gold dissolution in acid thiourea solution using ferric sulfate as oxidant. *Hydrometallurgy* 89, 279–288. doi:10.1016/j.hydromet.2007.07.015.
203. Li, J., Zeng, X., Chen, M., Ogunseitan, O.A., Stevels, A., 2015. “control-Alt-Delete”: Rebooting Solutions for the E-Waste Problem. *Environ. Sci. Technol.* 49, 7095–7108. doi:10.1021/acs.est.5b00449.
204. Li, J., Zhou, Q., Xu, Z., 2014b. Real-time monitoring system for improving corona electrostatic separation in the process of recovering waste printed circuit boards. *Waste Manag. Res.* 32, 1227–34. doi:10.1177/0734242X14554647.
205. Li, L., Q, H., J, Z., H, Q., G., Z., 2011. Resistance and biosorption mechanism of silver ions by *Bacillus cereus* biomass. *J. Env. Sci* 23, 108–11.
206. Li, S., Zhong, H., Hu, Y., Zhao, J., He, Z., Gu, G., 2014. Bioleaching of a low-grade nickel-copper sulfide by mixture of four thermophiles. *Bioresour. Technol.* 153, 300–306. doi:10.1016/j.biortech.2013.12.018.o.
207. Li, Y., Richardson, J.B., Niu, X., Jackson, O.J., Laster, J.D., Walker, A.K., 2009. Dynamic leaching test of personal computer components. *J. Hazard. Mater.* 171, 1058–1065. doi:10.1016/j.jhazmat.2009.06.113.
208. Liang, C.J., Li, J.Y., Ma, C.J., 2014. Review on cyanogenic bacteria for gold recovery from E-waste. *Adv. Mater. Res.* 878, 355–367. doi:10.4028/www.scientific.net/AMR.878.355.
209. Liang, G., Mo, Y., Zhou, Q., 2010. Novel strategies of bioleaching metals from printed circuit boards (PCBs) in mixed cultivation of two acidophiles. *Enzyme Microb. Technol.* 47, 322–326. doi:10.1016/j.enzmictec.2010.08.002.
210. Liang, G., Tang, J., Liu, W., Zhou, Q., 2013. Optimizing mixed culture of two acidophiles to improve copper recovery from printed circuit boards (PCBs). *J. Hazard. Mater.* 250–251, 238–245. doi:10.1016/j.jhazmat.2013.01.077.
211. Liu, J., Mooney, H., Hull, V., Davis, S., Gaskell, J., Hertel, T., Lubchenco, J., Seto, K., Gleick, P., Kremen, C., Li, S., 2015. Systems integration for global sustainability. *Science.* 347, 963. doi:10.1016/j.cognition.2008.05.007.

212. Liu, X., Tanaka, M., Matsui, Y., 2009. Economic evaluation of optional recycling processes for waste electronic home appliances. *J. Clean. Prod.* 17, 53–60. doi:10.1016/j.jclepro.2008.03.005.
213. Liu, Y.-G., Zhou, M., Zeng, G.-M., Li, X., Xu, W.-H., Fan, T., 2007. Effect of solids concentration on removal of heavy metals from mine tailings via bioleaching. *J. Hazard. Mater.* 141, 202–8. doi:10.1016/j.jhazmat.2006.06.113.
214. LME, 2016. London Metal Exchange [WWW Document].
215. Luda, M., 2011. Recycling of Printed Circuit Boards. *Integr. Waste Manag. - Vol. II* 285–298.
216. Lundgren, K., 2012. The global impact of e-waste: Addressing the challenge, International Labour Office.
217. Ma, E., Xu, Z., 2013. Technological process and optimum design of organic materials vacuum pyrolysis and indium chlorinated separation from waste liquid crystal display panels. *J. Hazard. Mater.* 263 Pt 2, 610–7. doi:10.1016/j.jhazmat.2013.10.020.
218. Mack, C., Wilhelmi, B., Duncan, J.R., Burgess, J.E., 2007. Biosorption of precious metals. *Biotechnol. Adv.* 25, 264–271. doi:10.1016/j.biotechadv.2007.01.003.
219. Mäkinen, J., Bachér, J., Kaartinen, T., Wahlström, M., Salminen, J., 2015. The effect of flotation and parameters for bioleaching of printed circuit boards. *Miner. Eng.* 75, 26–31. doi:10.1016/j.mineng.2015.01.009.
220. Mancini, L., Benini, L., Sala, S., 2016. Characterization of raw materials based on supply risk indicators for Europe. *Int. J. Life Cycle Assess.* 1–13. doi:10.1007/s11367-016-1137-2.
221. Mancini, L., Sala, S., Recchioni, M., Benini, L., Goralczyk, M., Pennington, D., 2015. Potential of life cycle assessment for supporting the management of critical raw materials. *Int. J. Life Cycle Assess.* 20, 100–116. doi:10.1007/s11367-014-0808-0.
222. Manzella, M.P., Reguera, G., Kashefi, K., 2013. Extracellular electron transfer to Fe(III) oxides by the hyperthermophilic archaeon *Geoglobus ahangari* via a direct contact mechanism. *Appl. Environ. Microbiol.* 79, 4694–4700. doi:10.1128/AEM.01566-13.
223. Mapelli, F., Marasco, R., Balloi, A., Rolli, E., Cappitelli, F., Daffonchio, D., Borin, S., 2012. Mineral-microbe interactions: Biotechnological potential of bioweathering. *J. Biotechnol.* 157, 473–481. doi:10.1016/j.jbiotec.2011.11.013.
224. Marques, A.C., 2013. Printed circuit boards: A review on the perspective of sustainability. *J. Environ. Manage.* 131C, 298–306. doi:10.1016/j.jenvman.2013.10.003.
225. Marsden, J., House, I., 2006. *The Chemistry of Gold Extraction*, 2nd ed. Society for

- Mining Metallurgy & Exploration.
226. Martins, S., 2016. Size-energy relationship in comminution, incorporating scaling laws and heat. *Int. J. Miner. Process.* 153, 29–43. doi:10.1016/j.minpro.2016.05.020.
227. Mata, Y.N., Torres, E., Blázquez, M.L., Ballester, A., González, F., Muñoz, J.A., 2009. Gold(III) biosorption and bioreduction with the brown alga *Fucus vesiculosus*. *J. Hazard. Mater.* 166, 612–618. doi:10.1016/j.jhazmat.2008.11.064.
228. Mateo, J.R.S.C., 2012. Multi criteria analysis in the renewable energy industry. multi-criteria anal. *Renew. Energy Ind. Green Energy Technol.* 7–10. doi:10.1007/978-1-4471-2346-0.
229. Mccann, D., Wittmann, A., 2015. E-waste Prevention , Take - back System Design and Policy Approaches, Step Green Paper Serie. Bonn.
230. Melaku, S., Dams, R., Moens, L., 2005. Determination of trace elements in agricultural soil samples by inductively coupled plasma-mass spectrometry: Microwave acid digestion versus aqua regia extraction. *Anal. Chim. Acta* 543, 117–123. doi:10.1016/j.aca.2005.04.055.
231. Melamud, V.S., Pivovarova, T.A., Tourova, T.P., Kolganova, T. V., Osipov, G.A., Lysenko, A.M., Kondrat'eva, T.F., Karavaiko, G.I., 2003. *Sulfobacillus sibiricus* sp. nov., a new moderately thermophilic bacterium. *Microbiology* 72, 605–612. doi:10.1023/A:1026007620113.
232. Mikheenko, I.P., Rousset, M., Dementin, S., Macaskie, L.E., 2008. Bioaccumulation of palladium by *Desulfovibrio fructosivorans* wild-type and hydrogenase-deficient strains. *Appl. Environ. Microbiol.* 74, 6144–6146. doi:10.1128/AEM.02538-07.
233. Mishra, A., Pradhan, N., Kar, R.N., Sukla, L.B., Mishra, B.K., 2009. Microbial recovery of uranium using native fungal strains. *Hydrometallurgy* 95, 175–177. doi:10.1016/j.hydromet.2008.04.005.
234. Mishra, D., Rhee, Y.H., 2014. Microbial leaching of metals from solid industrial wastes. *J. Microbiol.* 52, 1–7. doi:10.1007/s12275-014-3532-3.
235. Mokone, T.P., van Hille, R.P., Lewis, A.E., 2010. Effect of solution chemistry on particle characteristics during metal sulfide precipitation. *J. Colloid Interface Sci.* 351, 10–18. doi:10.1016/j.jcis.2010.06.027.
236. Montero, R., Guevara, A., la Torre, E., 2012. Recovery of gold, silver, copper and niobium from Printed Circuit Boards using leaching column technique. *J. Earth Sci. Eng.* 2, 590–596..
237. Mueller, S.R., Wäger, P.A., Widmer, R., Williams, I.D., 2015. A geological

- reconnaissance of electrical and electronic waste as a source for rare earth metals. *Waste Manag.* 45, 226–234. doi:10.1016/j.wasman.2015.03.038.
238. Mukongo, T., Maweja, K., Ngalu, B. wa, Mutombo, I., Tshilombo, K., 2009. Zinc recovery from the water-jacket furnace flue dusts by leaching and electrowinning in a SEC-CCS cell. *Hydrometallurgy* 97, 53–60. doi:10.1016/j.hydromet.2009.01.001.
239. Natarajan, G., Ramanathan, T., Bharadwaj, A., 2015a. Bioleaching of metals from major hazardous solid Wastes. *Microbiol. Miner. Met. Mater. Environ.* 2025, 229–262..
240. Natarajan, G., Tay, S.B., Yew, W.S., Ting, Y.P., 2015b. Engineered strains enhance gold biorecovery from electronic scrap. *Miner. Eng.* 75, 32–37. doi:10.1016/j.mineng.2015.01.002.
241. Natarajan, G., Ting, Y.-P., 2014. Pretreatment of e-waste and mutation of alkali-tolerant cyanogenic bacteria promote gold biorecovery. *Bioresour. Technol.* 152, 80–5. doi:10.1016/j.biortech.2013.10.108.
242. Natarajan, G., Ting, Y.-P., 2015a. Gold biorecovery from e-waste: An improved strategy through spent medium leaching with pH modification. *Chemosphere* 136, 232–238. doi:10.1016/j.chemosphere.2015.05.046.
243. Navarro, C.A., von Bernath, D., Jerez, C.A., 2013. Heavy metal resistance strategies of acidophilic bacteria and their acquisition: Importance for biomining and bioremediation. *Biol. Res.* 46, 363–371. doi:10.4067/S0716-97602013000400008.
244. Navarro, P., Vargas, C., Alonso, M., Alguacil, F., 2006. The adsorption of gold on activated carbon from thiosulfate-ammoniacal solutions. *Gold Bull.* 39, 93–97. doi:10.1007/BF03215535.
245. Neilands, J.B., 1995. Siderophores: Structure and function of microbial iron transport compounds. *Novemb.* 10, 1995 *J. Biol. Chem.* 270, 26723–26726. doi:doi:10.1074/jbc.270.45.26723.
246. Nemati, M., Harrison, S.T.L., 2000. Comparative study on thermophilic and mesophilic biooxidation of ferrous iron. *Miner. Eng.* 13, 19–24. doi:10.1016/S0892-6875(99)00146-6.
247. Neto, R.O., Gastineau, P., Cazacliu, B.G., Le Guen, L., Paranhos, R.S., Petter, C.O., 2016. An economic analysis of the processing technologies in CDW recycling platforms. *Waste Manag.* doi:10.1016/j.wasman.2016.08.011.
248. Nie, H., Yang, C., Zhu, N., Wu, P., Zhang, T., Zhang, Y., Xing, Y., 2015a. Isolation of *Acidithiobacillus ferrooxidans* strain Z1 and its mechanism of bioleaching copper from waste printed circuit boards. *J. Chem. Technol. Biotechnol.* 90, 714–721. doi:10.1002/jctb.4363.

249. Nie, H., Zhu, N., Cao, Y., Xu, Z., Wu, P., 2015b. Immobilization of *Acidithiobacillus ferrooxidans* on cotton gauze for the bioleaching of waste printed circuit boards. *Appl. Biochem. Biotechnol.* 177, 675–688. doi:10.1007/s12010-015-1772-2.
250. Niu, H., Volesky, B., 2000. Gold-cyanide biosorption with L-cysteine. *J. Chem. Technol. Biotechnol.* 75, 436–442.
251. Niu, X., Li, Y., 2007. Treatment of waste printed wire boards in electronic waste for safe disposal. *J. Hazard. Mater.* 145, 410–416. doi:10.1016/j.jhazmat.2006.11.039.
252. Niu, Z., Huang, Q., Xin, B., Qi, C., Hu, J., Chen, S., Li, Y., 2016. Optimization of bioleaching conditions for metal removal from spent zinc-manganese batteries using response surface methodology. *J. Chem. Technol. Biotechnol.* 91, 608–617. doi:10.1002/jctb.4611.
253. Oguchi, M., Sakanakura, H., Terazono, A., 2013. Toxic metals in WEEE: Characterization and substance flow analysis in waste treatment processes. *Sci. Total Environ.* 463–464, 1124–1132. doi:10.1016/j.scitotenv.2012.07.078.
254. Oguchi, M., Sakanakura, H., Terazono, A., Takigami, H., 2012. Fate of metals contained in waste electrical and electronic equipment in a municipal waste treatment process. *Waste Manag.* 32, 96–103. doi:10.1016/j.wasman.2011.09.012.
255. Olson, G.J., Brierley, J.A., Brierley, C.L., 2003. Bioleaching review part B: progress in bioleaching: applications of microbial processes by the minerals industries. *Appl. Microbiol. Biotechnol.* 63, 249–57. doi:10.1007/s00253-003-1404-6.
256. Ongondo, F.O., Williams, I.D., Cherrett, T.J., 2011. How are WEEE doing? A global review of the management of electrical and electronic wastes. *Waste Manag.* 31, 714–730. doi:10.1016/j.wasman.2010.10.023.
257. Ongondo, F.O., Williams, I.D., Whitlock, G., 2015. Distinct Urban Mines: Exploiting secondary resources in unique anthropogenic spaces. *Waste Manag.* 45, 4–9. doi:10.1016/j.wasman.2015.05.026.
258. Orell, A., Navarro, C.A., Arancibia, R., Mobarec, J.C., Jerez, C.A., 2010. Life in blue: Copper resistance mechanisms of bacteria and Archaea used in industrial biomining of minerals. *Biotechnol. Adv.* 28, 839–848. doi:10.1016/j.biotechadv.2010.07.003.
259. Oturan, N., Van Hullebusch, E.D., Zhang, H., Mazeas, L., Budzinski, H., Le Menach, K., Oturan, M.A., 2015. Occurrence and removal of organic micropollutants in landfill leachates treated by electrochemical advanced oxidation processes. *Environ. Sci. Technol.* 49, 12187–12196. doi:10.1021/acs.est.5b02809.
260. Panda, B., Das, S.C., 2001. Electrowinning of copper from sulfate electrolyte in

- presence of sulfurous acid. *Hydrometallurgy* 59, 55–67. doi:10.1016/S0304-386X(00)00140-7.
261. Panda, S., Akcil, A., Pradhan, N., Deveci, H., 2015. Current scenario of chalcopyrite bioleaching: a review on the recent advances to its heap-leach technology. *Bioresour. Technol.* 196, 694–706. doi:10.1016/j.biortech.2015.08.064.
262. Pant, D., Joshi, D., Upreti, M.K., Kotnala, R.K., 2012. Chemical and biological extraction of metals present in E waste: A hybrid technology. *Waste Manag.* 32, 979–990. doi:10.1016/j.wasman.2011.12.002.
263. Park, J., Won, S.W., Mao, J., Kwak, I.S., Yun, Y.S., 2010. Recovery of Pd(II) from hydrochloric solution using polyallylamine hydrochloride-modified *Escherichia coli* biomass. *J. Hazard. Mater.* 181, 794–800. doi:10.1016/j.jhazmat.2010.05.083.
264. Park, S.I., Kwak, I.S., Bae, M.A., Mao, J., Won, S.W., Han, D.H., Chung, Y.S., Yun, Y.S., 2012. Recovery of gold as a type of porous fiber by using biosorption followed by incineration. *Bioresour. Technol.* 104, 208–214. doi:10.1016/j.biortech.2011.11.018.
265. Park, Y.J., Fray, D.J., 2009. Recovery of high purity precious metals from printed circuit boards. *J. Hazard. Mater.* 164, 1152–1158. doi:10.1016/j.jhazmat.2008.09.043.
266. Pethkar, A. V., Kulkarni, S.K., Paknikar, K.M., 2001. Comparative studies on metal biosorption by two strains of *Cladosporium cladosporioides*. *Bioresour. Technol.* 80, 211–215. doi:10.1016/S0960-8524(01)00080-3.
267. Petter, P.M.H., Veit, H.M., Bernardes, A.M., 2014. Evaluation of gold and silver leaching from printed circuit board of cellphones. *Waste Manag.* 34, 475–482. doi:10.1016/j.wasman.2013.10.032.
268. Piccinno, F., Hischier, R., Seeger, S., Som, C., 2016. From laboratory to industrial scale: a scale-up framework for chemical processes in life cycle assessment studies. *J. Clean. Prod.* 135, 1085–1097. doi:10.1016/j.jclepro.2016.06.164.
269. Pilone, D., Kelsall, G.H., 2006. Prediction and measurement of multi-metal electrodeposition rates and efficiencies in aqueous acidic chloride media. *Electrochim. Acta* 51, 3802–3808. doi:10.1016/j.electacta.2005.10.045.
270. Ping, Z., ZeYun, F., Jie, L., Qiang, L., GuangRen, Q., Ming, Z., 2009. Enhancement of leaching copper by electro-oxidation from metal powders of waste printed circuit board. *J. Hazard. Mater.* 166, 746–750. doi:10.1016/j.jhazmat.2008.11.129.
271. Plumb, J.J., Gibbs, G., Stott, M.B., Robertson, W.J., Gibson, J. a E., Nichols, P.D., Watling, H.R., Franzmann, P.D., 2002. Enrichment and characterization of thermophilic acidophiles for the bioleaching of mineral sulphides. *Miner. Eng.* 15, 787–794.

272. Plumb, J.J., McSweeney, N.J., Franzmann, P.D., 2008a. Growth and activity of pure and mixed bioleaching strains on low grade chalcopyrite ore. *Miner. Eng.* 21, 93–99. doi:10.1016/j.mineng.2007.09.007.
273. Plumb, J.J., Muddle, R., Franzmann, P.D., 2008b. Effect of pH on rates of iron and sulfur oxidation by bioleaching organisms. *Miner. Eng.* 21, 76–82. doi:10.1016/j.mineng.2007.08.018.
274. Pohekar, S.D., Ramachandran, M., 2004. Application of multi-criteria decision making to sustainable energy planning - A review. *Renew. Sustain. Energy Rev.* 8, 365–381. doi:10.1016/j.rser.2003.12.007.
275. Potysz, A., Lens, P.N.L., van de Vossenberg, J., Rene, E.R., Grybos, M., Guibaud, G., Kierczak, J., van Hullebusch, E.D., 2016. Comparison of Cu, Zn and Fe bioleaching from Cu-metallurgical slags in the presence of *Pseudomonas fluorescens* and *Acidithiobacillus thiooxidans*. *Appl. Geochemistry* 68, 39–52. doi:10.1016/j.apgeochem.2016.03.006.
276. Pradhan, J.K., Kumar, S., 2012. Metals bioleaching from electronic waste by *Chromobacterium violaceum* and *Pseudomonads* sp. *Waste Manag. Res.* 30, 1151–1159. doi:10.1177/0734242X12437565.
277. Rawlings, D.E., 2005. Characteristics and adaptability of iron- and sulfur-oxidizing microorganisms used for the recovery of metals from minerals and their concentrates. *Microb. Cell Fact.* 4, 13. doi:10.1186/1475-2859-4-13.
278. Rawlings, D.E., Dew, D., Du Plessis, C., 2003. Biomineralization of metal-containing ores and concentrates. *Trends Biotechnol.* 21, 38–44. doi:10.1016/S0167-7799(02)00004-5.
279. Rawlings, D.E., Johnson, D.B., 2007. The microbiology of biomining: Development and optimization of mineral-oxidizing microbial consortia. *Microbiology* 153, 315–324. doi:10.1099/mic.0.2006/001206-0.
280. Reck, B.K., Graedel, T.E., 2012. Challenges in Metal Recycling. *Science.* 337, 690–695. doi:10.1126/science.1217501.
281. Rees, K.L., Van Deventer, J.S.J., 1999. Role of metal-cyanide species in leaching gold from a copper concentrate. *Miner. Eng.* 12, 877–892. doi:10.1016/S0892-6875(99)00075-8.
282. Reis, F.D., Silva, A.M., Cunha, E.C., Leão, V.A., 2013. Application of sodium- and biogenic sulfide to the precipitation of nickel in a continuous reactor. *Sep. Purif. Technol.* 120, 346–353. doi:10.1016/j.seppur.2013.09.023.
283. Reith, F., Etschmann, B., Grosse, C., Moors, H., Benotmane, M. A, Monsieurs, P.,

- Grass, G., Doonan, C., Vogt, S., Lai, B., Martinez-Criado, G., George, G.N., Nies, D.H., Mergeay, M., Pring, A., Southam, G., Brugger, J., 2009. Mechanisms of gold biomineralization in the bacterium *Cupriavidus metallidurans*. *Proc. Natl. Acad. Sci. U. S. A.* 106, 17757–62. doi:10.1073/pnas.0904583106.
284. Robinson, B., 2009. E-waste: an assessment of global production and environmental impacts. *Sci. Total Environ.* 408, 183–191. doi:10.1016/j.scitotenv.2009.09.044.
285. Rocchetti, L., Amato, A., Fonti, V., Ubaldini, S., De Michelis, I., Kopacek, B., Vegliò, F., Beolchini, F., 2015. Cross-current leaching of indium from end-of-life LCD panels. *Waste Manag.* 42, 180–187. doi:10.1016/j.wasman.2015.04.035.
286. Rocchetti, L., Vegliò, F., Kopacek, B., Beolchini, F., 2013. Environmental impact assessment of hydrometallurgical processes for metal recovery from WEEE residues using a portable prototype plant. *Environ. Sci. Technol.* 47, 1581–1588. doi:10.1021/es302192t.
287. Rohwerder, T., Gehrke, T., Kinzler, K., Sand, W., 2003. Bioleaching review part A: progress in bioleaching: fundamentals and mechanisms of bacterial metal sulfide oxidation. *Appl. Microbiol. Biotechnol.* 63, 239–48. doi:10.1007/s00253-003-1448-7.
288. Rosner, V., Wagner, H.-J., 2012. Life cycle assessment and process development of photobiological hydrogen production—from laboratory to large scale applications. *Energy Procedia* 29, 532–540. doi:10.1016/j.egypro.2012.09.062.
289. Rotter, V.S., Ueberschaar, M., Chancerel, P., 2013. Rückgewinnung von Spurenmetallen aus Elektroaltgeräten, in: *Proceedings of Berlin Recycling and Raw Materials Conference*. Berlin, pp. 481–493.
290. Ruan, J., Zhu, X., Qian, Y., Hu, J., 2014. A new strain for recovering precious metals from waste printed circuit boards. *Waste Manag.* 34, 901–907. doi:10.1016/j.wasman.2014.02.014.
291. Rubin, R.S., Castro, M.A.S. De, Brandão, D., Schalch, V., Ometto, A.R., 2014. Utilization of Life Cycle Assessment methodology to compare two strategies for recovery of copper from printed circuit board scrap. *J. Clean. Prod.* 64, 297–305. doi:10.1016/j.jclepro.2013.07.051.
292. Sahin, M., Akcil, A., Erust, C., Altynbek, S., Gahan, C.S., Tuncuk, A., 2015. A potential alternative for precious metal recovery from E-waste: Iodine leaching. *Sep. Sci. Technol.* 50, 2587–2595. doi:http://dx.doi.org/10.1080/01496395.2015.1061005.
293. Sahinkaya, E., Gungor, M., Bayrakdar, A., Yucesoy, Z., Uyanik, S., 2009. Separate recovery of copper and zinc from acid mine drainage using biogenic sulfide. *J. Hazard. Mater.* 171, 901–906. doi:10.1016/j.jhazmat.2009.06.089.

294. Sampaio, R.M.M., Timmers, R.A., Kocks, N., André, V., Duarte, M.T., Van Hullebusch, E.D., Farges, F., Lens, P.N.L., 2010. Zn-Ni sulfide selective precipitation: The role of supersaturation. *Sep. Purif. Technol.* 74, 108–118. doi:10.1016/j.seppur.2010.05.013.
295. Sampaio, R.M.M., Timmers, R.A., Xu, Y., Keesman, K.J., Lens, P.N.L., 2009. Selective precipitation of Cu from Zn in a pS controlled continuously stirred tank reactor. *J. Hazard. Mater.* 165, 256–265. doi:10.1016/j.jhazmat.2008.09.117.
296. Sand, W., Gehrke, T., Jozsa, P.G., Schippers, A., 2001. (Bio)chemistry of bacterial leaching - direct vs. indirect bioleaching. *Hydrometallurgy* 59, 159–175. doi:10.1016/S0304-386X(00)00180-8.
297. Sand, W., Rohde, K., Sobotke, B., Zenneck, C., 1992. Evaluation of *Leptospirillum ferrooxidans* for leaching. *Appl. Environ. Microbiol.* 58, 85–92.
298. Schipper, I., Haan, E. de, 2015. Gold from children's hands. Amsterdam.
299. Schippers, A., Jozsa, P.G., Sand, W., 1996. Sulfur chemistry in bacterial leaching of pyrite. *Appl. Environ. Microbiol.* 62, 3424–3431.
300. Schlesinger, M.E., King, M.J., Sole, K.C., Davenport, W.G., 2011. Extractive metallurgy of copper, 5th ed. Elsevier.
301. Schluep, M., Hagelueken, C., Kuehr, R., Magalini, F., Maurer, C., Meskers, C., Muellera, E., Wang, F., 2009. Recycling - From e-waste to resources. Berlin.
302. Schluep, M., Müller, E., Hilty, L., 2013. Insights from a decade of development cooperation in e-waste management, in: Hilty, L.M., Aebischer, B., Andersson, G., Lohmann, W. (Eds.), *Proceedings of the First International Conference on Information and Communication Technologies for Sustainability*. pp. 45–51. doi:http://dx.doi.org/10.3929/ethz-a-007337628.
303. Senanayake, G., 2004. Analysis of reaction kinetics, speciation and mechanism of gold leaching and thiosulfate oxidation by ammoniacal copper(II) solutions. *Hydrometallurgy* 75, 55–75. doi:10.1016/j.hydromet.2004.06.004.
304. Senanayake, G., 2005. Catalytic role of ammonia in the anodic oxidation of gold in copper-free thiosulfate solutions. *Hydrometallurgy* 77, 287–293. doi:10.1016/j.hydromet.2004.12.003.
305. Serna, J., Martinez, E.N.D., Narváez, P.C.R., Camargo, M., Gálvez, D., Orjuela, Á., 2016. Multi-criteria decision analysis for the selection of sustainable chemical process routes during early design stages. *Chem. Eng. Res. Des.* 113, 28–49. doi:10.1016/j.cherd.2016.07.001.

306. Serpe, A., Rigoldi, A., Marras, C., Artizzu, F., Laura Mercuri, M., Deplano, P., 2015. Chameleon behaviour of iodine in recovering noble-metals from WEEE: towards sustainability and “zero” waste. *Green Chem.* 17, 2208–2216. doi:10.1039/C4GC02237H.
307. Shah, M.B., Tipre, D.R., Dave, S.R., 2014. Chemical and biological processes for multi-metal extraction from waste printed circuit boards of computers and mobile phones. *Waste Manag. Res.* doi:10.1177/0734242X14550021.
308. Shin, D., Jeong, J., Lee, S., Pandey, B.D., Lee, J.C., 2013. Evaluation of bioleaching factors on gold recovery from ore by cyanide-producing bacteria. *Miner. Eng.* 48, 20–24. doi:10.1016/j.mineng.2013.03.019.
309. Silva, R.A., Park, J., Lee, E., Park, J., Choi, S.Q., Kim, H., 2015. Influence of bacterial adhesion on copper extraction from printed circuit boards. *Sep. Purif. Technol.* 143, 169–176. doi:10.1016/j.seppur.2015.01.038.
310. Silverman, M.P., Lundgren, D.G., 1959. Studies on the chemoautotrophic iron bacterium *Ferrobacillus ferrooxidans*. *J. Bacteriol.* 78, 326–331.
311. Simoni, M., Kuhn, E.P., Morf, L.S., Kuendig, R., Adam, F., 2015. Urban mining as a contribution to the resource strategy of the Canton of Zurich. *Waste Manag.* 45, 10–21. doi:10.1016/j.wasman.2015.06.045.
312. Sliogeriene, J., Turskis, Z., Streimikiene, D., 2013. Analysis and choice of energy generation technologies: The multiple criteria assessment on the case study of Lithuania. *Energy Procedia* 32, 11–20. doi:10.1016/j.egypro.2013.05.003.
313. Soltani, A., Hewage, K., Reza, B., Sadiq, R., 2015. Multiple stakeholders in multi-criteria decision-making in the context of municipal solid waste management: A review. *Waste Manag.* 35, 318–328. doi:10.1016/j.wasman.2014.09.010.
314. Song, Q., Li, J., 2014. Environmental effects of heavy metals derived from the e-waste recycling activities in China: A systematic review. *Waste Manag.* 34, 2587–2594. doi:10.1016/j.wasman.2014.08.012.
315. Spolaore, P., Joulian, C., Gouin, J., Morin, D., D’Hugues, P., 2011. Relationship between bioleaching performance, bacterial community structure and mineralogy in the bioleaching of a copper concentrate in stirred-tank reactors. *Appl. Microbiol. Biotechnol.* 89, 441–448. doi:10.1007/s00253-010-2888-5.
316. Stapleton, R.D., Savage, D.C., Sayler, G.S., Stacey, G., 1998. Biodegradation of aromatic hydrocarbons in extremely acidic environment. *Appl. Environ. Microbiol.* 64, 4180–4184.
317. Starosvetsky, J., Zukerman, U., Armon, R.H., 2013. A simple medium modification for

- isolation, growth and enumeration of *Acidithiobacillus thiooxidans* (syn. *Thiobacillus thiooxidans*) from water samples. *J. Microbiol. Methods* 92, 178–182. doi:10.1016/j.mimet.2012.11.009.
318. Stenvall, E., Tostar, S., Boldizar, A., Foreman, M.R.S., Möller, K., 2013. An analysis of the composition and metal contamination of plastics from waste electrical and electronic equipment (WEEE). *Waste Manag.* 33, 915–922. doi:10.1016/j.wasman.2012.12.022.
319. StEP, 2015. StEP E-waste World Map - European Union - STEP [WWW Document]. StEP E-waste World Map.
320. Sthiannopkao, S., Wong, M.H., 2013. Handling e-waste in developed and developing countries: Initiatives, practices, and consequences. *Sci. Total Environ.* 463–464, 1147–1153. doi:10.1016/j.scitotenv.2012.06.088.
321. Sun, Z.H.I., Xiao, Y., Sietsma, J., Agterhuis, H., Visser, G., Yang, Y., 2015. Characterisation of metals in the electronic waste of complex mixtures of end-of-life ICT products for development of cleaner recovery technology. *Waste Manag.* 35, 227–235. doi:10.1016/j.wasman.2014.09.021.
322. Syed, S., 2012. Recovery of gold from secondary sources—A review. *Hydrometallurgy* 115–116, 30–51. doi:10.1016/j.hydromet.2011.12.012.
323. Tabita, R., Lundgren, D.G., 1971. Utilization of glucose and the effect of organic compounds on the chemolithotroph *Thiobacillus ferrooxidans*. *J. Bacteriol.* 108, 328–333.
324. Tanaka, K., Watanabe, N., 2015. Study on the coordination structure of Pt sorbed on bacterial cells using X-ray absorption fine structure spectroscopy. *PLoS One* 10, 1–12. doi:10.1371/journal.pone.0127417.
325. Tanskanen, P., 2013. Management and recycling of electronic waste. *Acta Mater.* 61, 1001–1011. doi:10.1016/j.actamat.2012.11.005.
326. Tay, S.B., Natarajan, G., Rahim, M.N.B.A., Tan, H.T., Chung, M.C.M., Ting, Y.P., Yew, W.S., 2013. Enhancing gold recovery from electronic waste via lixiviant metabolic engineering in *Chromobacterium violaceum*. *Sci. Rep.* 3, 2236. doi:10.1038/srep02236.
327. Tecchio, P., Freni, P., De Benedetti, B., Fenouillot, F., 2016. Ex-ante Life Cycle Assessment approach developed for a case study on bio-based polybutylene succinate. *J. Clean. Prod.* 112, 316–325. doi:10.1016/j.jclepro.2015.07.090.
328. Ting, Y., Mittal, A.K., 2002. Effect of pH on the biosorption of gold by a fungal biosorbent. *Resour. Environ. Biotechnol.* 3, 229–239.
329. Ting, Y., Pham, V., 2009. Gold bioleaching of electronic waste by cyanogenic bacteria and its enhancement with bio-oxidation. *Adv. Mater. Res.* 73, 661–665.

- doi:10.4028/www.scientific.net/AMR.71-73.661.
330. Tokuda, H., Kuchar, D., Mihara, N., Kubota, M., Matsuda, H., Fukuta, T., 2008. Study on reaction kinetics and selective precipitation of Cu, Zn, Ni and Sn with H₂S in single-metal and multi-metal systems. *Chemosphere* 73, 1448–1452. doi:10.1016/j.chemosphere.2008.07.073.
331. Torretta, V., Ragazzi, M., Istrate, I.A., Rada, E.C., 2013. Management of waste electrical and electronic equipment in two EU countries: A comparison. *Waste Manag.* 33, 117–122. doi:10.1016/j.wasman.2012.07.029.
332. Tributsch, H., 2001. Direct versus indirect bioleaching. *Hydrometallurgy* 59, 177–185. doi:10.1016/S0304-386X(00)00181-X.
333. Tsydenova, O., Bengtsson, M., 2011. Chemical hazards associated with treatment of waste electrical and electronic equipment. *Waste Manag.* 31, 45–58. doi:10.1016/j.wasman.2010.08.014.
334. Tue, N.M., Katsura, K., Suzuki, G., Tuyen, L.H., Takasuga, T., Takahashi, S., Viet, P.H., Tanabe, S., 2014. Dioxin-related compounds in breast milk of women from Vietnamese e-waste recycling sites: Levels, toxic equivalents and relevance of non-dietary exposure. *Ecotoxicol. Environ. Saf.* 106, 220–225. doi:10.1016/j.ecoenv.2014.04.046.
335. Tunca, S., Barreiro, C., Sola-Landa, A., Coque, J.J.R., Martín, J.F., 2007. Transcriptional regulation of the desferrioxamine gene cluster of *Streptomyces coelicolor* is mediated by binding of DmdR1 to an iron box in the promoter of the desA gene. *FEBS J.* 274, 1110–1122. doi:10.1111/j.1742-4658.2007.05662.x.
336. Tuncuk, A., Stazi, V., Akcil, A., Yazici, E.Y., Deveci, H., 2012. Aqueous metal recovery techniques from e-scrap: Hydrometallurgy in recycling. *Miner. Eng.* 25, 28–37. doi:10.1016/j.mineng.2011.09.019.
337. Tunsu, C., Petranikova, M., Gergorić, M., Ekberg, C., Retegan, T., 2015. Reclaiming rare earth elements from end-of-life products: A review of the perspectives for urban mining using hydrometallurgical unit operations. *Hydrometallurgy* 156, 239–258. doi:10.1016/j.hydromet.2015.06.007.
338. Ubaldini, S., Fornari, P., Massidda, R., Abbruzzese, C., 1998. An innovative thiourea gold leaching process. *Hydrometallurgy* 48, 113–124. doi:10.1016/S0304-386X(97)00076-5.
339. Ubalua, A., 2010. Cyanogenic glycosides and the fate of cyanide in soil. *Aust J. Crop Sci.* 4, 223–237.
340. Ueberschaar, M., Rotter, V.S., 2015. Enabling the recycling of rare earth elements

- through product design and trend analyses of hard disk drives. *J. Mater. Cycles Waste Manag.* 17, 266–281. doi:10.1007/s10163-014-0347-6.
341. Valdés, J., Pedroso, I., Quatrini, R., Dodson, R.J., Tettelin, H., Blake, R., Eisen, J. a, Holmes, D.S., 2008a. *Acidithiobacillus ferrooxidans* metabolism: from genome sequence to industrial applications. *BMC Genomics* 9, 597. doi:10.1186/1471-2164-9-597.
342. Valdés, J., Pedroso, I., Quatrini, R., Holmes, D.S., 2008b. Comparative genome analysis of *Acidithiobacillus ferrooxidans*, *A. thiooxidans* and *A. caldus*: Insights into their metabolism and ecophysiology. *Hydrometallurgy* 94, 180–184. doi:10.1016/j.hydromet.2008.05.039.
343. Van de Vossenberg, J.L.C.M., Driessen, A.J.M., Zillig, W., Konings, W.N., 1998. Bioenergetics and cytoplasmic membrane stability of the extremely acidophilic, thermophilic archaeon *Picrophilus oshimae*. *Extremophiles* 2, 67–74. doi:10.1007/s007920050044.
344. Van Eygen, E., De Meester, S., Tran, H.P., Dewulf, J., 2016. Resource savings by urban mining: The case of desktop and laptop computers in Belgium. *Resour. Conserv. Recycl.* 107, 53–64. doi:10.1016/j.resconrec.2015.10.032.
345. Van Hille, R.P., Peterson, K.A., Lewis, A.E., 2005. Copper sulphide precipitation in a fluidised bed reactor. *Chem. Eng. Sci.* 60, 2571–2578. doi:10.1016/j.ces.2004.11.052.
346. Vanbellen, F., Chintinne, M., 2007. “Extreme makeover”: UPMR's Hoboken plant, in: *Proceedings of European Metallurgical Conference 2007*. pp. 1–10.
347. Veeken, A.H.M., Akoto, L., Hulshoff Pol, L.W., Weijma, J., 2003. Control of the sulfide (S₂-) concentration for optimal zinc removal by sulfide precipitation in a continuously stirred tank reactor. *Water Res.* 37, 3709–3717. doi:10.1016/S0043-1354(03)00262-8.
348. Vegliò, F., Quaresima, R., Fornari, P., Ubaldini, S., 2003. Recovery of valuable metals from electronic and galvanic industrial wastes by leaching and electrowinning. *Waste Manag.* 23, 245–252. doi:10.1016/S0956-053X(02)00157-5.
349. Vegliò, F., Ubaldini, S., 2001. Optimisation of pure stibnite leaching conditions by Response Surface Methodology. *Eur. J. Miner. Process. Environ. Prot.* 1, 103–112.
350. Veit, H.M., Bernardes, A.M., Ferreira, J.Z., Tenório, J.A.S., Malfatti, C. de F., 2006. Recovery of copper from printed circuit boards scraps by mechanical processing and electrometallurgy. *J. Hazard. Mater.* 137, 1704–1709. doi:10.1016/j.jhazmat.2006.05.010.
351. Vera, M., Schippers, A., Sand, W., 2013. Progress in bioleaching: fundamentals and mechanisms of bacterial metal sulfide oxidation- part A. *Appl. Microbiol. Biotechnol.* 97, 7529–41. doi:10.1007/s00253-013-4954-2.

352. Vijayaraghavan, K., Mahadevan, A., Sathishkumar, M., Pavagadhi, S., Balasubramanian, R., 2011. Biosynthesis of Au(0) from Au(III) via biosorption and bioreduction using brown marine alga *Turbinaria conoides*. Chem. Eng. J. 167, 223–227. doi:10.1016/j.cej.2010.12.027.
353. Villa-Gomez, D.K., Van Hullebusch, E.D., Maestro, R., Farges, F., Nikitenko, S., Kramer, H., Gonzalez-Gil, G., Lens, P.N.L., 2014. Morphology, mineralogy, and solid-liquid phase separation characteristics of Cu and Zn precipitates produced with biogenic sulfide. Environ. Sci. Technol. 48, 664–673. doi:10.1021/es402795x.
354. Villares, M., İşildar, A., Mendoza Beltran, A., Guinee, J., 2016. Applying an ex-ante life cycle perspective to metal recovery from e-waste using bioleaching. J. Clean. Prod. 129, 315–328. doi:10.1016/j.jclepro.2016.04.066.
355. Waksman, S. a., Joffe, J.S., 1922. Microorganisms concerned in the oxidation of sulfur in the soil. J. Bacteriol. 7, 239–256. doi:10.1097/00010694-192205000-00002.
356. Wan, Y.Z., Wang, Y.L., Li, G.J., Luo, H.L., Cheng, G.X., 1997. Carbon fibre felt electrodeposited by copper and its composites. J. Mater. Sci. Lett. 16, 1561–1563.
357. Wang, F., Huisman, J., Baldé, K., Stevels, A., 2012a. A systematic and compatible classification of WEEE, in: Electronics Goes Green 2012+ (EGG). IEEE, Berlin, pp. 1–5.
358. Wang, F., Huisman, J., Meskers, C.E.M., Schluep, M., Stevels, A., Hagelüken, C., 2012b. The Best-of-2-Worlds philosophy: Developing local dismantling and global infrastructure network for sustainable e-waste treatment in emerging economies. Waste Manag. 32, 2134–2146. doi:10.1016/j.wasman.2012.03.029.
359. Wang, F., Ruediger, K., Daniel, A., Jinhui, L., 2013. E-waste in China: A country report. Bonn.
360. Wang, J., Bai, J., Xu, J., Liang, B., 2009. Bioleaching of metals from printed wire boards by *Acidithiobacillus ferrooxidans* and *Acidithiobacillus thiooxidans* and their mixture. J. Hazard. Mater. 172, 1100–1105. doi:10.1016/j.jhazmat.2009.07.102.
361. Wang, J., Chen, C., 2009. Biosorbents for heavy metals removal and their future. Biotechnol. Adv. 27, 195–226. doi:10.1016/j.biotechadv.2008.11.002.
362. Wang, R., Xu, Z., 2014. Recycling of non-metallic fractions from waste electrical and electronic equipment (WEEE): A review. Waste Manag. 34, 1455–1469. doi:10.1016/j.wasman.2014.03.004
363. Wang, X., Gaustad, G., 2012. Prioritizing material recovery for end-of-life printed circuit boards. Waste Manag. 32, 1903–1913. doi:10.1016/j.wasman.2012.05.005.
364. Wang, Z., Guo, S., Ye, C., 2016. Leaching of copper from metal powders mechanically

- separated from waste printed circuit boards in chloride media using hydrogen peroxide as oxidant. *Procedia Environ. Sci.* 31, 917–924. doi:10.1016/j.proenv.2016.02.110.
365. Watling, H., 2015. Review of biohydrometallurgical metals extraction from polymetallic mineral resources. *Minerals* 5, 1–60. doi:10.3390/min5010001.
366. Watling, H.R., 2006. The bioleaching of sulphide minerals with emphasis on copper sulphides - A review. *Hydrometallurgy* 84, 81–108. doi:10.1016/j.hydromet.2006.05.001
367. Wellmer, F.-W., Hagelüken, C., 2015. The feedback control cycle of mineral supply, increase of raw material efficiency, and sustainable development. *Minerals* 5, 527. doi:10.3390/min5040527.
368. Wendell, K.J., 2011. Improving enforcement of hazardous waste laws - a regional look at e-waste shipment control in Asia. *Ninth Int. Conf. Environ. Compliance Enforc.* 628–639.
369. Wender, B.A., Foley, R.W., Prado-Lopez, V., Ravikumar, D., Eisenberg, D.A., Hottle, T.A., Sadowski, J., Flanagan, W.P., Fisher, A., Laurin, L., Bates, M.E., Linkov, I., Seager, T.P., Fraser, M.P., Guston, D.H., 2014. Illustrating anticipatory life cycle assessment for emerging photovoltaic technologies. *Environ. Sci. Technol.* 48, 10531–10538. doi:10.1021/es5016923.
370. Widmer, R., Oswald-Krapf, H., 2005. Global perspectives on e-waste. *Environ. Impact Assess. Rev.* 25, 436–458. doi:10.1016/j.eiar.2005.04.001.
371. Wienold, J., Recknagel, S., Scharf, H., Hoppe, M., Michaelis, M., 2011. Elemental analysis of printed circuit boards considering the ROHS regulations. *Waste Manag.* 31, 530–535. doi:10.1016/j.wasman.2010.10.002.
372. Witne, J.Y., Phillips, C. V., 2001. Bioleaching of Ok Tedi copper concentrate in oxygen- and carbon dioxide-enriched air. *Miner. Eng.* 14, 25–48. doi:10.1016/S0892-6875(00)00158-8.
373. Won, S.W., Mao, J., Kwak, I.S., Sathishkumar, M., Yun, Y.S., 2010. Platinum recovery from ICP wastewater by a combined method of biosorption and incineration. *Bioresour. Technol.* 101, 1135–1140. doi:10.1016/j.biortech.2009.09.056.
374. Won, S.W., Park, J., Mao, J., Yun, Y.S., 2011. Utilization of PEI-modified *Corynebacterium glutamicum* biomass for the recovery of Pd(II) in hydrochloric solution. *Bioresour. Technol.* 102, 3888–3893. doi:10.1016/j.biortech.2010.11.106.
375. Xia, D., Chen, B., Zheng, Z., 2015. Relationships among circumstance pressure, green technology selection and firm performance. *J. Clean. Prod.* 106, 487–496. doi:10.1016/j.jclepro.2014.11.081.

376. Xiang, Y., Wu, P., Zhu, N., Zhang, T., Liu, W., 2010. Bioleaching of copper from waste printed circuit boards by bacterial consortium enriched from acid mine drainage. *J. Hazard. Mater.* 184, 812–818. doi:10.1016/j.jhazmat.2010.08.113.
377. Xiao, Y., Yang, Y., Van Den Berg, J., Sietsma, J., Agterhuis, H., Visser, G., Bol, D., 2013. Hydrometallurgical recovery of copper from complex mixtures of end-of-life shredded ICT products. *Hydrometallurgy* 140, 128–134. doi:10.1016/j.hydromet.2013.09.012.
378. Xie, D., Liu, Y., Wu, C.L., Chen, P., Fu, J.K., 2003. Studies of properties on the immobilized *Saccharomyces cerevisiae* waste biomass adsorbing Pt^{4+} . Xiamen Univ.
379. Xie, X., Xiao, S., He, Z., Liu, J., Qiu, G., 2007. Microbial populations in acid mineral bioleaching systems of Tong Shankou Copper Mine, China. *J. Appl. Microbiol.* 103, 1227–1238. doi:10.1111/j.1365-2672.2007.03382.x.
380. Xu, T.J., Ting, Y.P., 2009. Fungal bioleaching of incineration fly ash: Metal extraction and modeling growth kinetics. *Enzyme Microb. Technol.* 44, 323–328. doi:10.1016/j.enzmictec.2009.01.006.
381. Yamane, L.H., de Moraes, V.T., Espinosa, D.C.R., Tenório, J.A.S., 2011. Recycling of WEEE: Characterization of spent printed circuit boards from mobile phones and computers. *Waste Manag.* 31, 2553–2558. doi:10.1016/j.wasman.2011.07.006.
382. Yang, H., Liu, J., Yang, J., 2011. Leaching copper from shredded particles of waste printed circuit boards. *J. Hazard. Mater.* 187, 393–400. doi:10.1016/j.jhazmat.2011.01.051.
383. Yang, X., Sun, L., Xiang, J., Hu, S., Su, S., 2013. Pyrolysis and dehalogenation of plastics from waste electrical and electronic equipment (WEEE): A review. *Waste Manag.* 33, 462–473. doi:10.1016/j.wasman.2012.07.025.
384. Ye, J., Yin, H., Xie, D., Peng, H., Huang, J., Liang, W., 2013. Copper biosorption and ions release by *Stenotrophomonas maltophilia* in the presence of benzo[a]pyrene. *Chem. Eng. J.* 219, 1–9. doi:10.1016/j.cej.2012.12.093.
385. Yin, H., Zhang, X., Li, X., He, Z., Liang, Y., Guo, X., Hu, Q., Xiao, Y., Cong, J., Ma, L., Niu, J., Liu, X., 2014. Whole-genome sequencing reveals novel insights into sulfur oxidation in the extremophile *Acidithiobacillus thiooxidans*. *BMC Microbiol.* 14, 179. doi:10.1186/1471-2180-14-179.
386. Yin, N.H., Sivry, Y., Avril, C., Borensztajn, S., Labanowski, J., Malavergne, V., Lens, P.N.L., Rossano, S., van Hullebusch, E.D., 2014. Bioweathering of lead blast furnace metallurgical slags by *Pseudomonas aeruginosa*. *Int. Biodeterior. Biodegrad.* 86, 372–381. doi:10.1016/j.ibiod.2013.10.013.

387. Yong, P., Rowson, N.A., Farr, J.P.G., Harris, I.R., Macaskie, L.E., 2002. Bioreduction and biocrystallization of palladium by *Desulfovibrio desulfuricans* NCIMB 8307. *Biotechnol. Bioeng.* 80, 369–379. doi:10.1002/bit.10369.
388. Yoo, J.M., Jeong, J., Yoo, K., Lee, J. chun, Kim, W., 2009. Enrichment of the metallic components from waste printed circuit boards by a mechanical separation process using a stamp mill. *Waste Manag.* 29, 1132–1137. doi:10.1016/j.wasman.2008.06.035.
389. Young, R.J., Veasey, T.J., 2000. Application of the ring loaded strength (RLS) disc test to monitor the effects of thermal pre-treatments on ore grindability. *Miner. Eng.* 13, 783–787.
390. Yue, G., Guezennec, A.G., Asselin, E., 2016. Extended validation of an expression to predict ORP and iron chemistry: Application to complex solutions generated during the acidic leaching or bioleaching of printed circuit boards. *Hydrometallurgy* 164, 334–342. doi:10.1016/j.hydromet.2016.06.027.
391. Zammit, C.M., Cook, N., Brugger, J., Ciobanu, C.L., Reith, F., 2012. The future of biotechnology for gold exploration and processing. *Miner. Eng.* 32, 45–53. doi:10.1016/j.mineng.2012.03.016.
392. Zeng, X., Gong, R., Chen, W.Q., Li, J., 2016. Uncovering the recycling potential of “new” WEEE in China. *Environ. Sci. Technol.* 50, 1347–1358. doi:10.1021/acs.est.5b05446.
393. Zeng, X., Song, Q., Li, J., Yuan, W., Duan, H., Liu, L., 2015. Solving e-waste problem using an integrated mobile recycling plant. *J. Clean. Prod.* 90, 55–59. doi:10.1016/j.jclepro.2014.10.026.
394. Zhang, K., Schnoor, J.L., Zeng, E.Y., 2012. E-Waste recycling: Where does it go from here? *Environ. Sci. Technol.* 46, 10861–10867. doi:dx.doi.org/10.1021/es303166s.
395. Zhang, K., Wu, Y., Wang, W., Li, B., Zhang, Y., Zuo, T., 2015. Recycling indium from waste LCDs: A review. *Resour. Conserv. Recycl.* 104, 276–290. doi:10.1016/j.resconrec.2015.07.015.
396. Zhang, L., Xu, Z., 2016. A Review of current progress of recycling technologies for metals from waste electrical and electronic equipment. *J. Clean. Prod.* 127, 1–18. doi:10.1016/j.jclepro.2016.04.004.
397. Zhang, X., 2008. The dissolution of gold colloids in aqueous thiosulfate solutions. Murdoch University.
398. Zhang, X., Yang, L., Li, Y., Li, H., Wang, W., Ye, B., 2012. Impacts of lead/zinc mining and smelting on the environment and human health in China. *Environ. Monit. Assess.* 184,

- 2261–2273. doi:10.1007/s10661-011-2115-6.
399. Zhang, Y., Liu, S., Xie, H., Zeng, X., Li, J., 2012. Current status on leaching precious metals from waste printed circuit boards. *Procedia Environ. Sci.* 16, 560–568. doi:10.1016/j.proenv.2012.10.077.
400. Zhao, H., Wang, J., Yang, C., Hu, M., Gan, X., Tao, L., Qin, W., Qiu, G., 2015. Effect of redox potential on bioleaching of chalcopyrite by moderately thermophilic bacteria: An emphasis on solution compositions. *Hydrometallurgy* 151, 141–150. doi:10.1016/j.hydromet.2014.11.009.
401. Zhou, Q.G., Bo, F., Hong Bo, Z., Xi, L., Jian, G., Fei Fei, L., Xin Hua, C., 2007. Isolation of a strain of *Acidithiobacillus caldus* and its role in bioleaching of chalcopyrite. *World J. Microbiol. Biotechnol.* 23, 1217–1225. doi:10.1007/s11274-007-9350-6.
402. Zhou, X., Guo, J., Lin, K., Huang, K., Deng, J., 2013. Leaching characteristics of heavy metals and brominated flame retardants from waste printed circuit boards. *J. Hazard. Mater.* 246–247, 96–102. doi:10.1016/j.jhazmat.2012.11.065.
403. Zhu, N., Xiang, Y., Zhang, T., Wu, P., Dang, Z., Li, P., Wu, J., 2011. Bioleaching of metal concentrates of waste printed circuit boards by mixed culture of acidophilic bacteria. *J. Hazard. Mater.* 192, 614–619. doi:10.1016/j.jhazmat.2011.05.062.
404. Zimmerley, S.R., Wilson, D.G., Prater, J.D., 1958. Cyclic leaching process employing iron oxidising bacteria. 2829964.
405. Zlosnik, J.E.A., Williams, H.D., 2004. Methods for assaying cyanide in bacterial culture supernatant. *Lett. Appl. Microbiol.* 38, 360–365. doi:10.1111/j.1472-765X.2004.01489.x.