



**HAL**  
open science

# CO<sub>2</sub>-based synthons, from the synthesis to the elaboration of low carbon footprint polycarbonates

Antoine Brege

► **To cite this version:**

Antoine Brege. CO<sub>2</sub>-based synthons, from the synthesis to the elaboration of low carbon footprint polycarbonates. Polymers. Université de Bordeaux; Université de Liège, 2021. English. NNT : 2021BORD0177 . tel-03360228

**HAL Id: tel-03360228**

**<https://theses.hal.science/tel-03360228>**

Submitted on 30 Sep 2021

**HAL** is a multi-disciplinary open access archive for the deposit and dissemination of scientific research documents, whether they are published or not. The documents may come from teaching and research institutions in France or abroad, or from public or private research centers.

L'archive ouverte pluridisciplinaire **HAL**, est destinée au dépôt et à la diffusion de documents scientifiques de niveau recherche, publiés ou non, émanant des établissements d'enseignement et de recherche français ou étrangers, des laboratoires publics ou privés.

THÈSE EN COTUTELLE PRÉSENTÉE  
POUR OBTENIR LE GRADE DE  
**DOCTEUR DE**  
**L'UNIVERSITÉ DE BORDEAUX**  
**ET DE L'UNIVERSITÉ DE LIÈGE**

ÉCOLE DOCTORALE DES SCIENCES CHIMIQUES (Université de Bordeaux)

ÉCOLE DOCTORALE DE CHIMIE (Université de Liège)

SPÉCIALITÉ CHIMIE PHYSIQUE ET POLYMÈRES

Par Antoine Brège

**CO<sub>2</sub>-based synthons, from the synthesis to the elaboration  
of low carbon footprint polycarbonates**

Sous la direction de Dr. Thierry Tassaing et de Prof. Christine Jérôme

Soutenue le 02/07/2021 à Bordeaux

Membres du jury :

Mme. DE OLIVEIRA-VIGIER, Karine  
M. BUCHARD, Antoine  
Mme. MARTIN-VACA, Blanca  
Mme. MEDINA-GONZALEZ, Yaocihuatl  
M. TASSAING, Thierry  
Mme. JEROME, Christine  
M. DETREMBLEUR, Christophe  
M. MEREAU, Raphaël

Professeure, Université de Poitiers, France  
Reader, University of Bath, United Kingdom  
Professeure, Université Paul Sabatier, France  
Chargée de Recherche, Université de Bordeaux, France  
Directeur de Recherche, CNRS, France  
Professeure, Université de Liège, Belgique  
Directeur de Recherche, FNRS, Belgique  
Ingénieur de Recherche, Université de Bordeaux, France

Président  
Rapporteur  
Rapporteur  
Examinateur  
Directeur de thèse  
Directrice de thèse  
Invité, Secrétaire  
Invité

This PhD thesis is the result of a collaboration between the Group of Molecular Spectroscopy (GSM, UMR 5255 CNRS) of the Institute of Molecular Sciences (ISM) from the University of Bordeaux (France) and the Center for Education and Research on Macromolecules (CERM) from the University of Liège (Belgium). It has been cosupervised by Dr. Thierry TASSAING (ISM) and Prof. Christine JÉRÔME (CERM).

This project was equally funded by the Région Nouvelle Aquitaine and the University of Liege through the EJD-FunMat program.

Computational facilities were provided by the “Pôle Modélisation” of the ISM and the MCIA (Mesocentre de Calcul Intensif Aquitain) of the University of Bordeaux (<http://www.mcia.univ-bordeaux.fr>) financed by the “Conseil Regional d’Aquitaine” and the French Ministry of Research and Technology.





# REMERCIEMENTS

Après 3 ans et 6 mois de doctorat entre l'ISM à l'Université de Bordeaux et le CERM à l'Université de Liège, j'ai eu la chance de partager mon expérience avec deux équipes bienveillantes, à l'écoute et toujours disponibles tant dans le travail de recherche que sur le plan humain. Cette expérience fut enrichissante grâce à cette collaboration internationale et m'a permis de tirer le meilleur des deux environnements que j'ai fréquentés. De plus, la participation à de nombreux congrès internationaux où j'ai eu la chance de présenter mes résultats devant des scientifiques de renom est une expérience unique à laquelle j'ai pris plaisir à participer.

Je souhaite tout d'abord remercier mes directeurs de thèse de m'avoir permis de réaliser cette aventure avec toute leur confiance du début à la fin. Si ce doctorat s'est bien déroulé, c'est notamment grâce à leur capacité à s'adapter au candidat qu'ils encadrent et aux règles contraignantes qu'implique la direction d'une cotutelle de thèse.

Je remercie grandement le Dr. Thierry Tassaing, avec qui j'ai débuté mes travaux de recherche, de m'avoir encadré et guidé pour le commencement de ce projet. Je lui suis très reconnaissant de m'avoir initié à la spectroscopie Infrarouge et de m'avoir démontré la puissance de cet outil dans le cadre de suivis *in-situ* de réactions sous pressions. Sans ses capacités à développer des instruments sur mesure pour répondre aux besoins expérimentaux, cette thèse n'aurait sûrement pas évolué de la sorte ! Je le remercie d'avoir été bienveillant et disponible pour tout problème scientifique ou autre, et de toujours me redonner confiance en complimentant mon travail.

Merci à Madame la Professeure Christine Jérôme de m'avoir accordé toute confiance dès le début du projet, et de sa détermination à trouver des financements afin que cette thèse se déroule convenablement jusqu'à la fin. Je lui suis très reconnaissant de m'avoir accueilli dans l'équipe du CERM en m'intégrant directement parmi les autres doctorants, chercheurs et techniciens que je découvrais en m'installant dans la ville de Liège. Elle m'a permis de me sentir comme chez moi alors que j'étais à peine arrivé. Je la remercie d'avoir su dégager du temps pour discuter, corriger et m'aiguiller sur mes recherches tout en me laissant une liberté d'opérer très agréable.

Je souhaite remercier le Dr. Raphaël Méreau de m'avoir initié à la modélisation moléculaire et aux calculs DFT malgré mon bagage scientifique très léger sur ces techniques que j'ai appris à apprécier rapidement. Toujours disponible dans la bonne humeur, c'était un vrai plaisir d'échanger sur les résultats ou de simplement discuter pour me remonter le moral.

Merci au Dr. Christophe Detrembleur d'avoir accordé du temps et de l'intérêt sur ce projet en m'incluant dans la « CO<sub>2</sub> team » et les nombreuses réunions de groupe où l'échange sur des pistes de réflexions ou des points bloquants était toujours très enrichissant. Son énergie

quotidienne permettait de pousser l'avancement des travaux encore plus loin et représentait une réelle motivation.

Je remercie grandement le Dr. Bruno Grignard qui m'a encadré et supporté au quotidien pendant mes 2 années passées au CERM. Les innombrables discussions sur les différents aspects scientifiques m'ont permis de trouver systématiquement des réponses ou solutions à mes interrogations et points bloquants. Son accueil chaleureux, sa patience, le temps dévoué à mon projet et celui des autres malgré sa propre charge de travail sont grandement responsables de l'aboutissement de ce doctorat. Je le remercie de m'avoir apporté sa rigueur scientifique et de m'avoir initié à de nombreux concepts et techniques de caractérisations, mais aussi pour la bonne humeur apportée au labo.

Merci à Madame la Professeure Blanca Martin-Vaca et au Dr. Antoine Buchard d'avoir accepté d'être les rapporteurs de cette thèse, ainsi qu'à Madame la Professeure Karine De Oliveira-Vigier d'avoir accepté d'être présidente du jury et examinatrice. Merci au Dr. Yaocihuatl Medina-Gonzalez d'avoir accepté d'être examinatrice de ce doctorat.

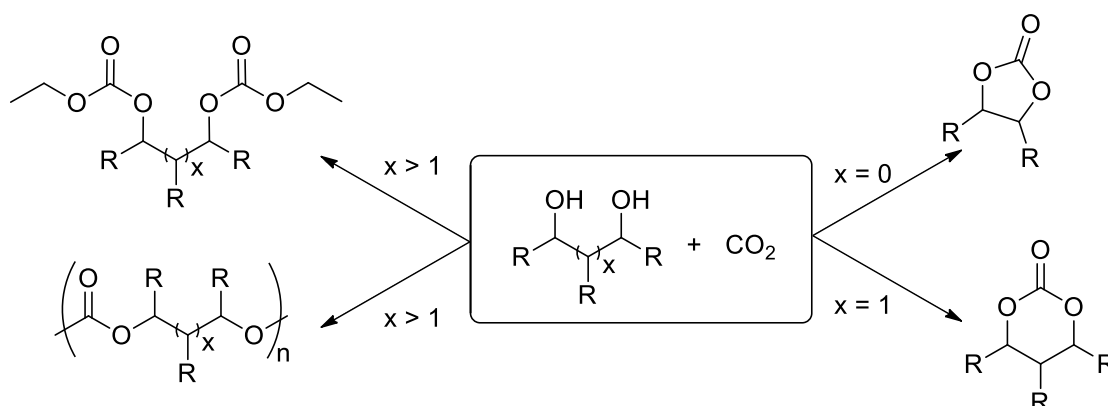
Du côté de l'ISM, je souhaite remercier le Dr. Arnaud Desmedt de m'avoir accueilli au sein du groupe GSM, ainsi que toute l'équipe du GSM pour leur accueil et expertise en spectroscopie Infrarouge, mais aussi pour leurs efforts pour maintenir le bon fonctionnement du laboratoire. Merci à Monsieur le Professeur Joseph Grondin, avec qui j'ai partagé ma paillasse de laboratoire, pour sa patience et son aptitude à s'organiser afin que nous puissions tout deux avancer dans nos projets respectifs. Merci au Dr. Lara Karam avec qui j'ai partagé le bureau des doctorants pendant mes 18 premiers mois d'avoir apporté de la bonne humeur et de la vie au quotidien.

Du côté du CERM, je souhaite remercier l'ensemble de l'équipe, notamment les doctorants Anna, Charlène, Fabiana, Florent, François, Jérémie, Maxime, Oscar, Pierre, Thomas et Zoé pour la bonne ambiance au labo, leur accueil chaleureux dès mon premier jour, les différents échanges et partages de connaissances, leur soutien moral dans les périodes difficiles ainsi que les inévitables parties de belote ou tarot. Un grand merci également aux techniciens Charlotte, Grégory, Martine et Valérie pour les différentes expériences qu'ils ont réalisées pour moi, les formations aux équipements et à la sécurité et les discussions diverses toujours dans la bienveillance et la bonne humeur. Merci à Sophie d'avoir été toujours disponible pour régler les questions administratives, et pour sa participation active à la vie du labo. Merci également au Dr. Antoine Debuigne et Philippe Lecomte de m'avoir intégré dans l'équipe. Un grand merci à eux pour m'avoir montré la vie « à la Liégeoise » !

Enfin, je souhaite remercier mes parents, mon frère, mes grands-parents et mes amis de n'avoir jamais douté de moi et de m'avoir toujours soutenu et encouragé à poursuivre jusqu'au bout. Merci également au Dr. Pierre-Luc Durand de m'avoir initié à la recherche académique lors de mon stage de fin d'étude, et de m'avoir donné envie de réaliser ce doctorat.

# RESUMÉ EN FRANÇAIS

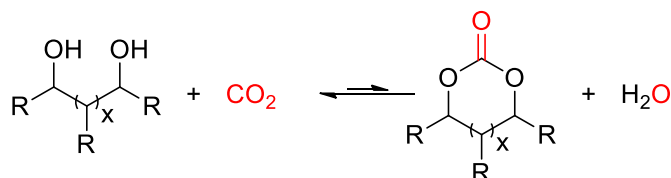
La raréfaction des ressources fossiles, l'augmentation de leur prix au fil du temps ainsi que les problèmes environnementaux que leur extraction et utilisation en tant que matière première génèrent, poussent le chimiste à s'intéresser à de nouvelles sources de carbone peu coûteuses, abondantes, faiblement toxiques et écologiques. Aujourd'hui perçu comme un déchet, le CO<sub>2</sub> est paradoxalement un candidat de choix pour remplir ces critères exigeants. Avec près de 40 GT de CO<sub>2</sub> relâchées dans l'atmosphère chaque année par les activités humaines, c'est autant de carbone qui reste inutilisé et malgré tout accessible. Combiné avec l'utilisation de la biomasse comme ressources renouvelables, ce gaz à effet de serre pourrait devenir une des nouvelles sources carbonées C1 pour le développement de molécules organiques et de matériaux polymères à faible empreinte carbone. En raison de sa grande stabilité thermodynamique, de nombreuses voies de synthèse ont été proposées et développées afin de valoriser le CO<sub>2</sub> comme réactif pour l'obtention de produits chimiques couramment utilisés. Notamment, une des voies les plus abouties aujourd'hui reste son couplage avec les époxydes ou oxétanes afin de produire des carbonates cycliques à 5 ou 6 chaînons, ou encore des polycarbonates. Avec des résultats prometteurs en voie d'industrialisation, cette dernière reste néanmoins limitée en termes de substrats accessibles ce qui réduit considérablement son champ d'application. De plus, la toxicité accrue des époxydes et oxétanes rend leur utilisation à l'échelle industrielle problématique, ce qui pousse la communauté scientifique à s'intéresser à d'autres substrats. Notamment, les alcools présentent l'avantage d'être, pour la plupart, non-toxiques avec une gamme de structures chimiques accessible considérable et pouvant être issus de la biomasse. Dès lors, combiner la valorisation du CO<sub>2</sub> et des alcools biosourcés constitue une piste prometteuse pour l'obtention de composés ou matériaux organiques. Dans ce contexte, le travail de cette thèse a pour but d'étudier en détails le couplage entre le CO<sub>2</sub> et les diols pour l'obtention de carbonates (a)cycliques et polycarbonates (voir Schéma 1).



**Schéma 1** : Le couplage diol/CO<sub>2</sub> pour la synthèse de carbonate (a)cycliques ou polycarbonates

Comme déjà décrit dans la littérature, le couplage CO<sub>2</sub>/diol en carbonate (a)cyclique est limité par un équilibre (voir Schéma 2). Comme il s'accompagne de la formation quantitative

d'une molécule d'eau par lien carbonate formé, de nombreuses stratégies de synthèse ont été employées pour éliminer l'eau lors de la réaction, déplaçant ainsi l'équilibre vers la formation de carbonates. Allant de systèmes déshydratants à l'utilisation de co-réactifs pour outrepasser cette formation d'eau, les systèmes proposés dans la littérature sont généralement lourds, leur mécanisme peu compris et manquent de répétabilité.

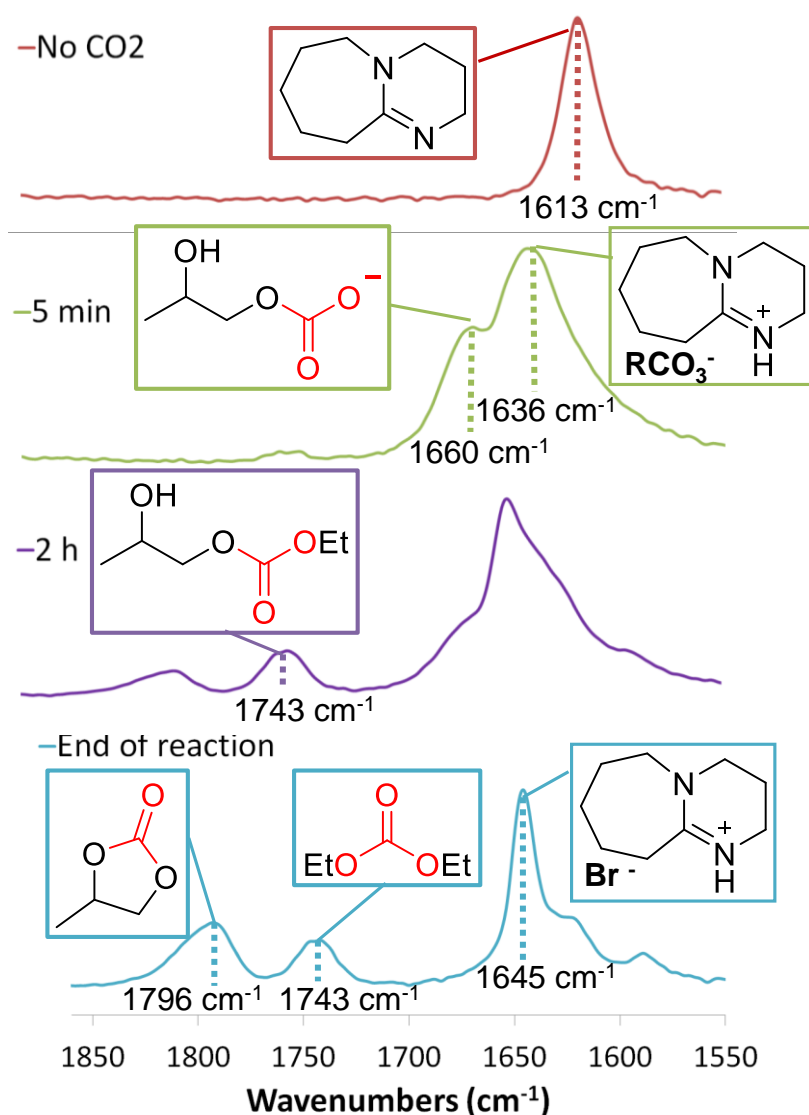


**Schéma 2** : Formation d'eau comme co-produit du couplage diol/CO<sub>2</sub> pour l'obtention de carbonates cycliques

Dans ce contexte, un des premiers travaux de cette thèse est d'étudier en détails le couplage diol/CO<sub>2</sub> pour la synthèse de carbonate (a)cycliques en utilisant des systèmes organiques duaux (base organique et composé halogéné) visant d'une part à activer la réaction dans des conditions douces et d'autre part à éviter la formation d'eau. A l'aide d'outils puissants comme la spectroscopie ATR-IR *in-situ* en combinaison avec la modélisation moléculaire par calculs DFT, une première réaction modèle sur le propylène glycol pour l'obtention du carbonate de propylène a été réalisée en utilisant le système DBU/EtBr. Un mécanisme de la réaction a été proposé en se basant sur l'évolution de l'intensité de différentes bandes caractéristiques en ATR-IR tout au long de la réaction (voir Figure 1). Notamment, un des premiers résultats consiste en l'étape de carbonatation de l'alcool qui passe par un mécanisme trimoléculaire faisant intervenir la base, le CO<sub>2</sub> et l'alcool. En l'absence d'une de ces trois espèces, aucune réaction ne se passe, pas même la déprotonation du propylène glycol par le DBU. Le mécanisme qui ressort de cette étude est présenté en Schéma 3. L'étude de l'influence de divers paramètres expérimentaux comme la température, la pression, le solvant ou encore la nature de l'halogénure d'alkyle (EtBr, EtCl, BuBr, CH<sub>3</sub>I ...) sur les cinétiques et rendements de la réaction est proposée. Une attention particulière sur le choix de l'halogénure d'alkyle en fonction de la base afin d'éviter une réaction secondaire (quaternisation de la base) a permis d'identifier les principales limitations de ce système. De plus, un phénomène de double carbonatation (chaque alcool est carbonaté puis alkylé) rentre en compétition avec la réaction de cyclisation désirée, produisant ainsi des carbonates d'alkyles linéaires comme sous-produits. Un autre système organique dual fut étudié en détails de la même manière, comprenant la TEA comme base et le chlorure de tosyle (TsCl) comme agent halogéné. En raison du caractère moins basique de la TEA, aucun problème de quaternisation n'a été observé bien que le TsCl soit hautement réactif. De ce fait, des cinétiques beaucoup plus rapides furent obtenues en utilisant ce système pour la synthèse de carbonate de propylène au départ de propylène glycol et de CO<sub>2</sub>. Dans ce cas, une des réactions secondaires à considérer est la tosylation des alcools plutôt que leur carbonatation. Ces deux systèmes organiques activateurs de la réaction, utilisés en quantité stœchiométriques pour outrepasser la formation d'eau, furent ensuite



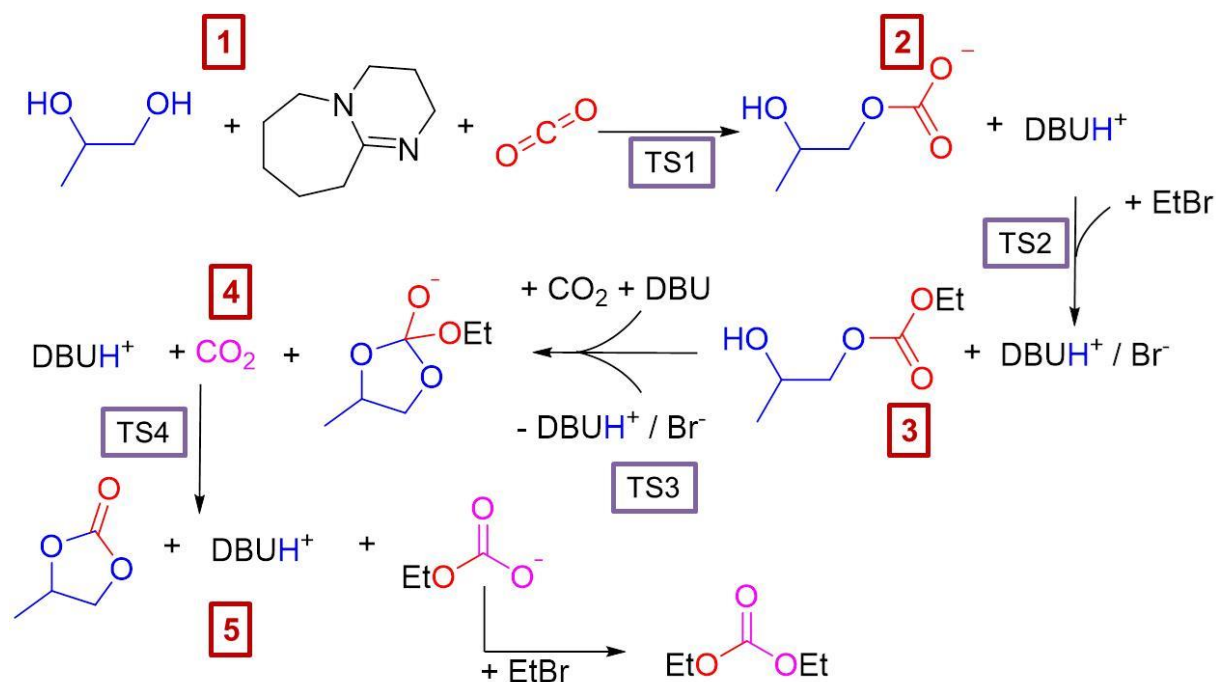
appliqués à une banque de substrats comprenant des diols 1,2 ; des diols 1,3 ; un diol 1,4 et l'isosorbide, un diol à la structure bicyclique (deux furanes fusionnés) dérivé de l'amidon. Une attention particulière sur la sélectivité vers le produit cyclique ou le sous-produit fut portée.



**Figure 1 :** Sélection de spectres ATR-IR au cours de la réaction montrant l'apparition et disparition de bandes caractéristiques, permettant d'identifier des intermédiaires réactionnels

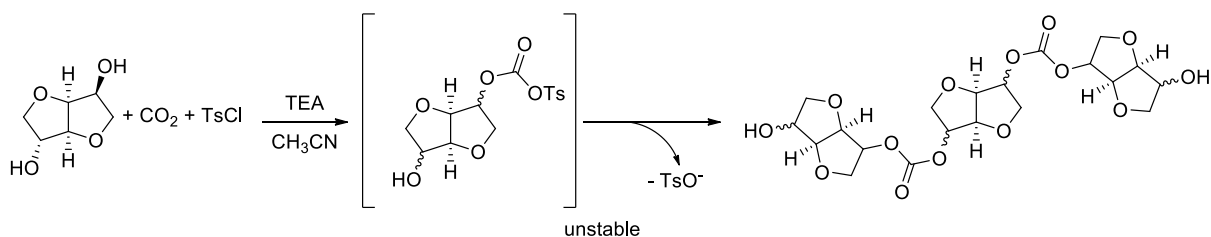
D'une manière générale, le système DBU/EtBr tend à favoriser la double carbonatation pour les diols 1,2 et 1,3, à l'exception du glycérol et du pinacol dont la formation de carbonate cyclique est exclusive. Concernant le système TEA/TsCl, les carbonates à 5 et 6 chaînons sont obtenus avec des rendements relativement plus élevés. Comme attendu, les diols 1,4 et l'isosorbide ne produisent pas de carbonates cycliques en raison de leur structure peu

propice à la cyclisation. Dans le cas DBU/EtBr, les carbonates linéaires sont obtenus. Dans le cas TEA/TsCl, des traces d'oligomères ont été détectées.



**Schéma 3** : Mécanisme proposé pour la formation de carbonate de propylène au départ de propylène glycol et de CO<sub>2</sub> utilisant le système dual DBU/EtBr, confirmé par la modélisation moléculaire (calculs DFT).

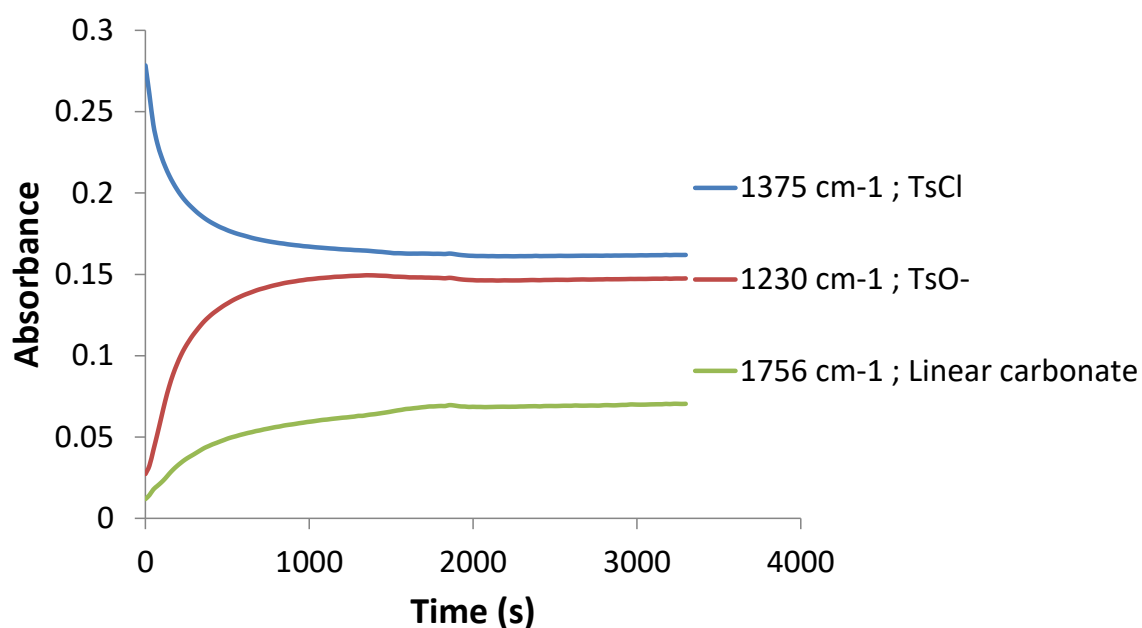
A la lumière des précédents résultats, notamment sur le couplage isosorbide/CO<sub>2</sub> avec le système TEA/TsCl, une stratégie de synthèse pour l'obtention de polycarbonate d'isosorbide par copolymérisation directe avec le CO<sub>2</sub> a été étudiée dans un second temps. Notamment, la carbonatation de l'isosorbide en présence de CO<sub>2</sub> et de TEA laisse suggérer la formation d'un adduit RCO<sub>3</sub>Ts très réactif qui, en présence d'une autre fonction alcool, est propice à la transcarbonatation. En choisissant une stœchiométrie adéquate, soit 2 fonctions alcools pour une fonction TsCl, le système est alors enclin à une oligomérisation pour la production de polycarbonates d'isosorbide (voir Schéma 4).



**Schéma 4** : Stratégie de synthèse d'oligocarbonates par polycondensation directe entre l'isosorbide et le CO<sub>2</sub>, activée par le système organique dual TEA/TsCl

De par leur structure bicyclique apportant de la rigidité au polymère final, les polycarbonates d'isosorbide présentent des propriétés thermomécaniques analogues aux polycarbonates conventionnels synthétisés au départ de Bisphénol A. Cette stratégie qui permet de remplacer le Bisphénol A, toxique et pétrosourcé, par l'isosorbide biosourcé est donc une

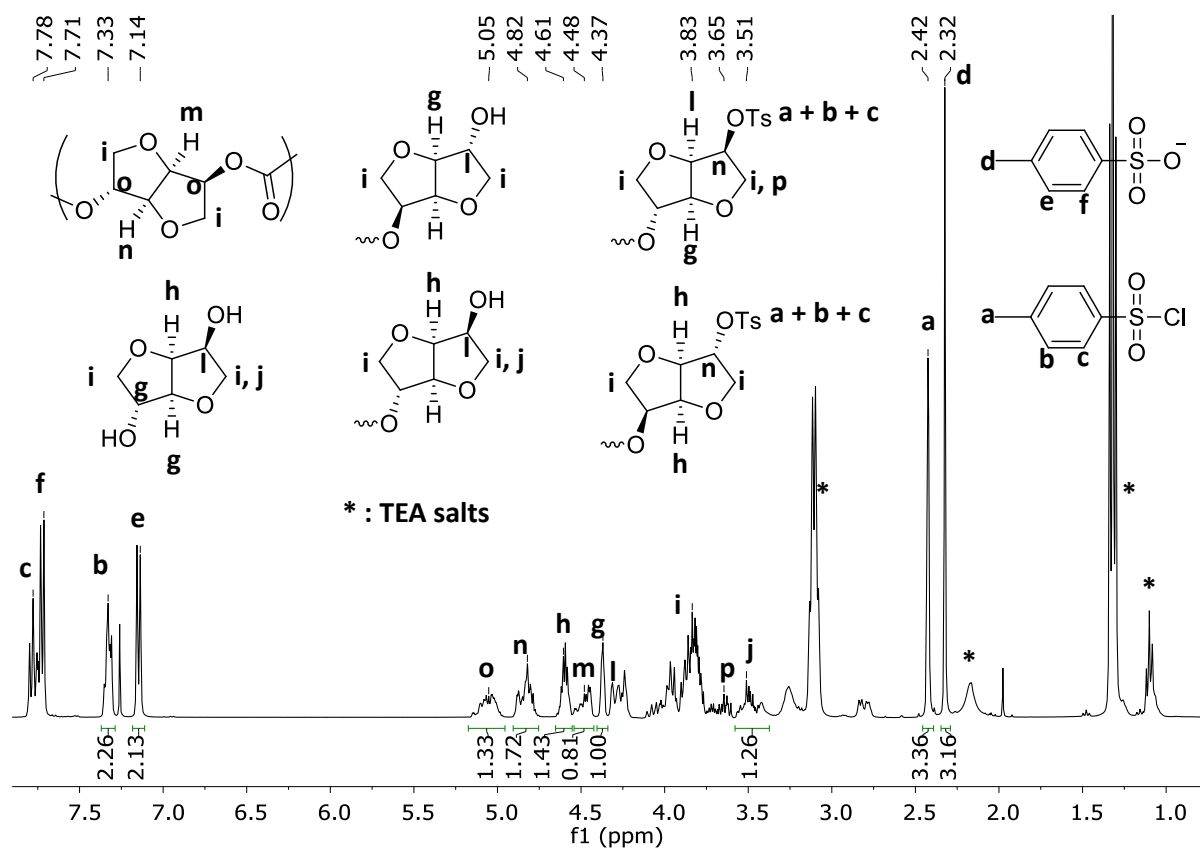
alternative durable qu'il convient d'étudier plus en détails. Un premier suivi cinétique par spectroscopie ATR-IR *in-situ* avec comme milieu réactionnel l'isosorbide (1 eq), la TEA (2 eq) et le TsCl (1 eq) à 70 °C dans l'acétonitrile sous 1.5 MPa de pression de CO<sub>2</sub> a permis de mettre en évidence la formation de liens carbonates avec la disparition concomitante des espèces TsCl, suggérant une première oligomérisation par copolymérisation directe (voir Figure 2). Une analyse du milieu réactionnel brut obtenu en fin de réaction (1 h) par spectroscopie RMN <sup>1</sup>H a permis d'identifier les espèces suivantes : Isosorbide non réagi, TsCl non réagi, motifs isosorbide liés par lien carbonates, alcools des isosorbides tosylés, et sels de TEA protonnée et TsO<sup>-</sup>, comme présenté en Figure 3.



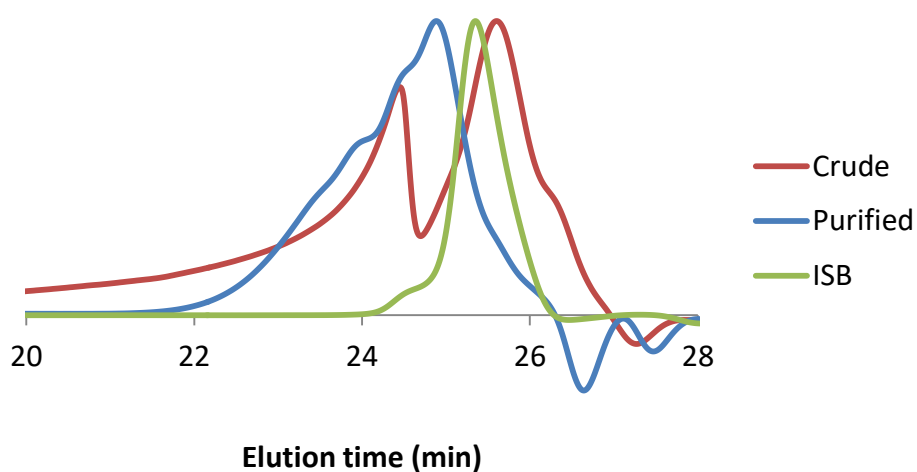
**Figure 2 :** Suivi cinétique par ATR-IR *in-situ* des bandes d'absorption caractéristiques des espèces TsCl, TsO<sup>-</sup> et de la fonction carbonate linéaire.

Une analyse GPC du mélange réactionnel brut (voir Figure 4) révèle la présence de dimères et trimères. La limitation en prise de masse molaire s'explique par une conversion en isosorbide relativement faible (43 %) ainsi que par la présence de réactions secondaires (tosylation des alcools) en quantité non négligeable (sélectivité de 23 % pour la tosylation contre 77 % pour la formation de liens carbonates). Une optimisation des paramètres expérimentaux comme la température, la concentration, la pression, le solvant ou encore l'ajout de co-catalyseurs tels que le TBD, le TBA/PhO<sup>-</sup> ou le LiCl a permis d'orienter la sélectivité vers la formation exclusive de liens carbonates. Cependant, les conversions restent faibles et donc les masses molaires limitées : des dimères et trimères sont obtenus principalement. Il est important de rappeler que le système organique dual est ici utilisé en quantité stœchiométrique, voire en excès, et qu'il n'est pas régénéré en fin de réaction, puisqu'on le retrouve principalement sous la forme de sels de TEAH<sup>+</sup>/Cl<sup>-</sup> et TEAH<sup>+</sup>/TsO<sup>-</sup>. Au vu des limitations de ce protocole expérimental lourd ne permettant d'atteindre que des

masses molaires limitées, notre équipe de recherche s'est intéressée à d'autres stratégies de synthèse que la copolymérisation directe qui reste très difficile à mettre en place.

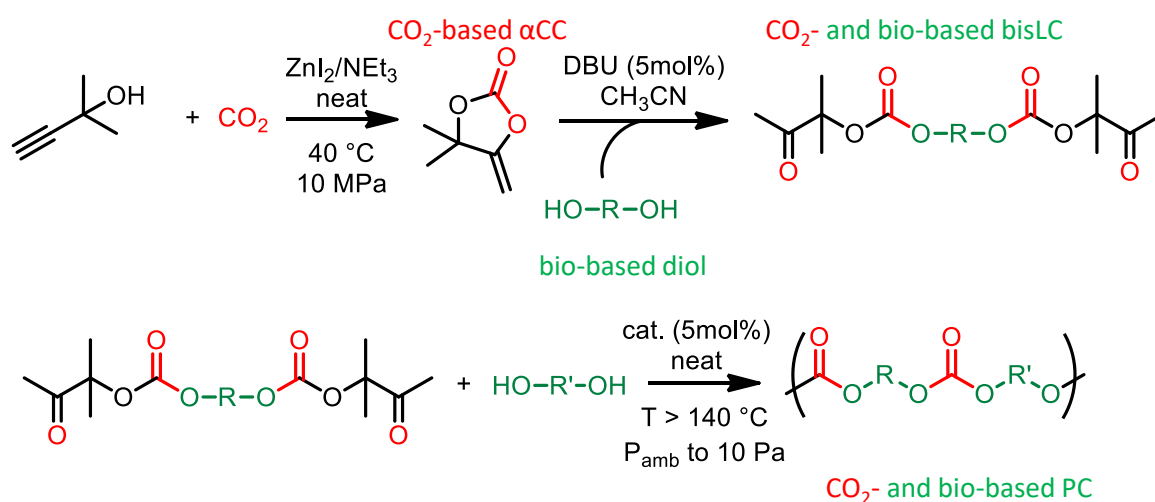


**Figure 3 :** Spectre RMN  $^1\text{H}$  du mélange brut réactionnel obtenu en fin de réaction. Conditions expérimentales : Isosorbide (1 eq), TEA (2 eq), TsCl (1 eq), Acétonitrile, 70 °C, 1.5 MPa  $\text{CO}_2$



**Figure 4 :** Chromatogrammes GPC du mélange réactionnel brut (courbe rouge), d'un oligomère purifié et isolé (courbe bleue) et du monomère isosorbide (courbe verte)

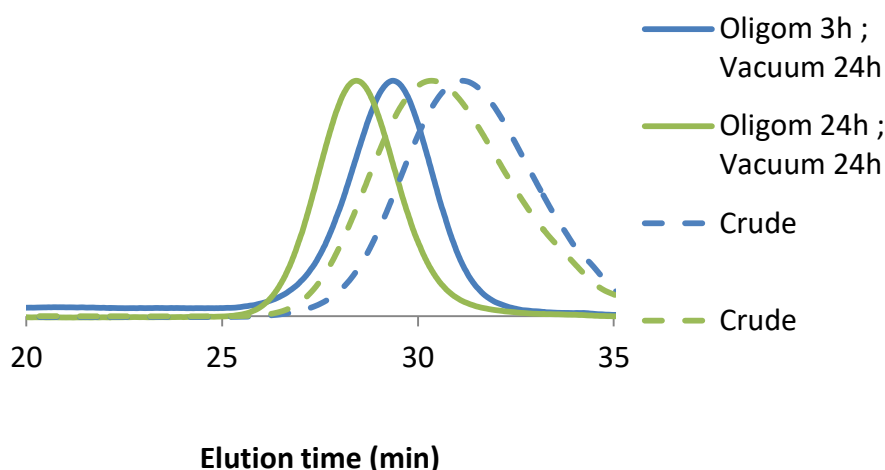
La synthèse de polycarbonates d'isosorbide est aujourd'hui principalement décrite dans la littérature via des procédés de polycondensation classiques entre l'isosorbide et le carbonate de diméthyle ou de diphényle. Dans ce contexte, nous avons proposé l'élaboration de nouveaux monomères CO<sub>2</sub>- et bio-sourcés comme agents de carbonatation propices à la polycondensation à l'état fondu en présence de diols. La stratégie de synthèse adoptée est la suivante : i) synthèse et purification de carbonates cycliques d' $\alpha$ -alkylidène ( $\alpha$ CC) au départ de CO<sub>2</sub> et d'alcools propargyliques suivi de ii) la synthèse et purification de monomères carbonates linéaires bifonctionnels (bisLC) par ouverture de cycle régio-sélective de ces  $\alpha$ CC par des diols ainsi que iii) leur polycondensation à l'état fondu par la même gamme de diols ayant servi à la synthèse de bisLC (voir Schéma 5). Dans un premier temps, une étude mécanistique sur la synthèse de ces nouveaux monomères bisLC est proposée par suivi cinétique ATR-IR *in-situ* supporté par des calculs DFT. Catalysée par le DBU, cette synthèse donne lieu à des rendements isolés de l'ordre de 75 % en 2 h dans l'acétonitrile à 25 °C pour les diols utilisés, soit le 1,4-butanediol (bisLC1), l'isosorbide (bisLC2), l'isomannide (bisLC3) et le benzène-1,4-diméthanol (bisLC4). Leur purification consiste simplement en une extraction liquide-liquide avec l'eau après solubilisation du milieu réactionnel dans le dichlorométhane.



**Schéma 5** : Stratégie de synthèse pour l'obtention de polycarbonates CO<sub>2</sub>- et bio-sourcés par procédé de polycondensation à l'état fondu.

Par la suite, la polycondensation à l'état fondu fut mise en œuvre en respectant deux étapes distinctes mais réalisées sans étape de purification intermédiaire : une étape d'oligomérisation sous atmosphère d'azote pour permettre une première transcaponatation entre le diol et le bisLC avec départ d'hydroxycétone (sous-produit de la polycondensation), puis une étape d'extension de chaîne où le vide est appliqué pour enlever quantitativement l'hydroxycétone du milieu réactionnel, déplaçant ainsi l'équilibre vers la formation de polycarbonates. Une étude approfondie sur les étapes d'oligomérisation et d'extension de chaîne du bisLC1 avec le 1,4-butanediol pour l'obtention de polycarbonate de butylène est proposée en testant différents catalyseurs de type acides de Lewis (LiCl, AlCl<sub>3</sub>,

ZnCl<sub>2</sub>, Sn(Oct)<sub>2</sub>) ou de type bases organiques (DBU, TBD, DMAP, TBA/PhO<sup>-</sup>) à différentes températures. Pour chaque condition expérimentale donnant lieu à l'obtention d'oligomères ou de polymères, l'apparition de réactions secondaires générant des carbonates cycliques à 5 chaînons (5CC) a pu être mise en évidence par spectroscopie ATR-IR et par spectroscopie RMN. Notamment, l'attaque d'un alcool sur la fonction cétone du bisLC rentre en compétition avec la transcarbonatation désirée et vient alors perturber la stœchiométrie entre les fonctions alcools et carbonates, limitant ainsi la masse molaire des chaînes. Dans de telles conditions de température, il est raisonnable de penser que ces 5CC sont sujets à une ouverture par la présence d'alcools, donnant lieu à des alcools trifonctionnels présentant une fonction cétal que l'on retrouve dans le squelette polymère. Cependant, des résultats prometteurs furent obtenus en utilisant LiCl comme catalyseur à 140 °C avec une étape d'oligomérisation de 24 h (atmosphère N<sub>2</sub>) suivi d'une étape d'extension de chaîne de 24 h (vide : 10 Pa). Après reprécipitation dans le méthanol, le polymère obtenu a une M<sub>n</sub> de 11,000 g/mol (voir Figure 5) et une T<sub>g</sub> de - 39 °C. La caractérisation par RMN <sup>1</sup>H des polymères précipités a pu mettre en évidence la présence de défauts générés par les réactions secondaires, et l'attribution de certains pics reste encore en suspens à ce jour.

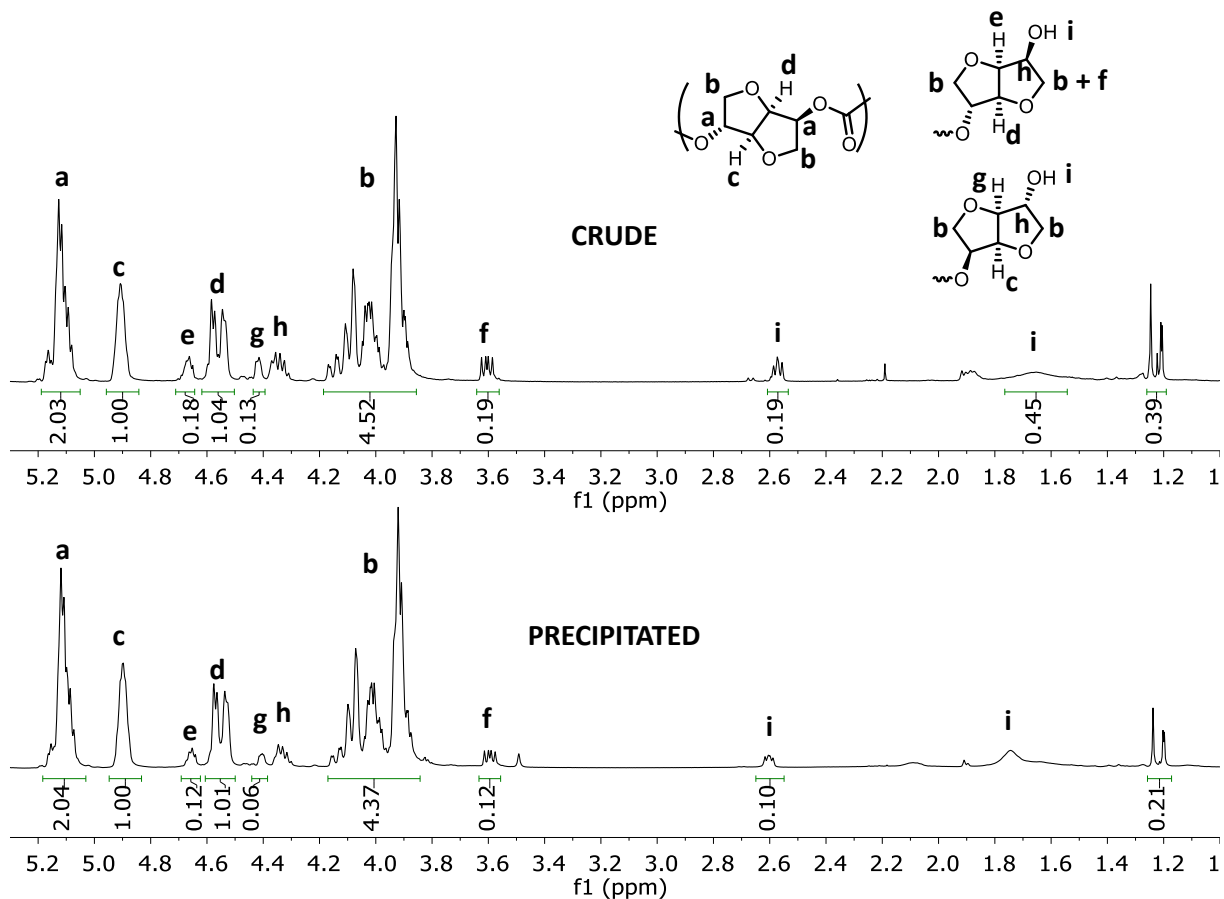


**Figure 5 :** Chromatogrammes GPC des polycarbonates de butylène synthétisés à 140 °C avec LiCl pour différents temps d'oligomérisation en comparant le milieu brut réactionnel (traits pointillés) et le polymère obtenu après reprécipitation dans le méthanol (traits pleins).

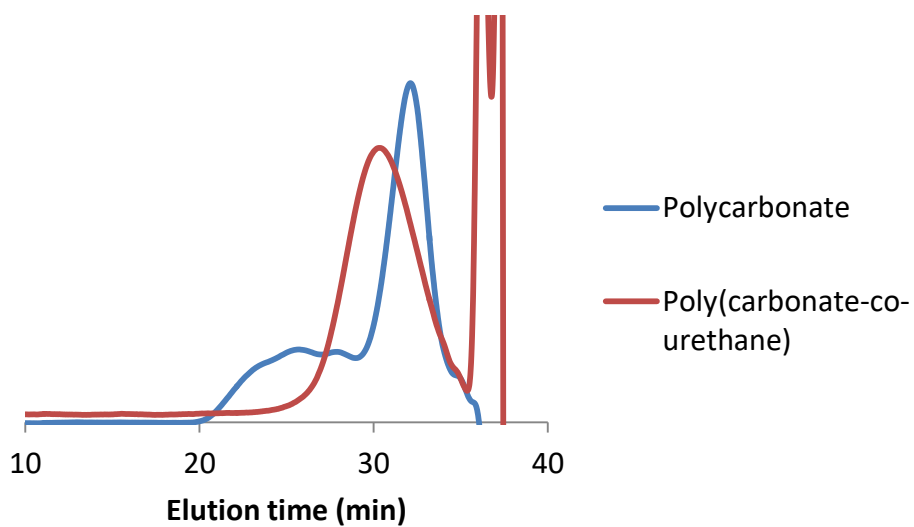
Cette étude est par la suite étendue à la synthèse de polycarbonates d'isosorbide au départ d'isosorbide et du bisLC2. De façon analogue à la synthèse de polycarbonates de butylène, les réactions secondaires (présence de 5CC) furent observées pour toutes conditions expérimentales donnant lieu à la formation de polycarbonates ou oligocarbonates d'isosorbide. Les meilleurs résultats furent également obtenus avec LiCl comme catalyseur en appliquant une température d'oligomérisation de 140 °C pendant 3 h et une température d'extension de chaîne de 180 °C pendant 20 h (M<sub>n</sub> = 2,100 g/mol pour le polymère précipité, T<sub>g</sub> = 132 °C). Contrairement aux polycarbonates de butylène dont la structure aliphatique

permet une fusion à basse température, l'état fondu est difficilement maintenu à une température de 140 °C dans le cas des polycarbonates d'isosorbide, d'où la nécessité de monter en température lors de la prise en masse moléculaire des chaînes, afin de pallier les limitations de mobilité des chaînes et maintenir une agitation satisfaisante. Cependant, l'équipement disponible ne permettant pas de monter au-delà de 180 °C (bain d'huile, réacteurs de type ballon en verre), de longs temps de réaction sont nécessaires pour compenser le manque d'agitation en fin de réaction. Dès lors, une collaboration avec des partenaires de l'Université de Mons (laboratoire CIRMAP) a été mise en place afin d'utiliser des réacteurs de polycondensation classiques permettant une montée en température et une agitation contrôlée. Avec une température finale de 240 °C (rampe de 40 °C / h), un polycarbonate d'isosorbide de  $M_n = 3,000$  g/mol fut obtenu pour une oligomérisation et une extension de chaîne de 3 h, mettant en évidence la nécessité d'augmenter la température lors de la croissance des chaînes pour maintenir l'état fondu. De façon générale, les polycarbonates d'isosorbide obtenus par cette voie de synthèse présentent des problèmes de solubilité dans les solvants organiques communs, soulignant la présence de défauts ou de potentiels branchements ou réticulation dans le polymère due aux réactions secondaires qui ne peuvent être évitées. Après caractérisation par spectroscopie RMN (voir Figure 6), des pics autour de 1.2 ppm furent difficilement attribuables à une structure chimique spécifique, bien que la présence de polycarbonates d'isosorbide fût mise en évidence. Tout comme les polycarbonates de butylène, il apparaît que les chaînes des polymères synthétisés soient quasi-exclusivement terminées par des fonctions OH, avec l'absence de signaux relatifs aux motifs oxo des bisLC dans les spectres RMN  $^1\text{H}$ .

Dès lors, nous pouvons considérer ces matériaux comme étant des polymères téléchéliques hydroxyles sujets à une extension de chaîne avec des diisocyanates pour l'obtention de poly(carbonates-co-uréthanes). Le couplage entre un polycarbonate d'isosorbide préalablement synthétisé et purifié avec le 4,4'-diisocyanate de diphenylméthylène (MDI) fut réalisé dans du DMF sec à 80 °C catalysé par du dilaurate de dibutylétain. Une rapide augmentation de la masse molaire fut observée. L'obtention d'un matériau de type « gel » gonflé par le DMF et insoluble dans les solvants organiques communs conforte notre hypothèse de branchements ou réticulation sur les polycarbonates synthétisés. Une analyse GPC de la fraction soluble a pu être réalisée (voir Figure 7), mettant en évidence l'augmentation de la masse molaire.



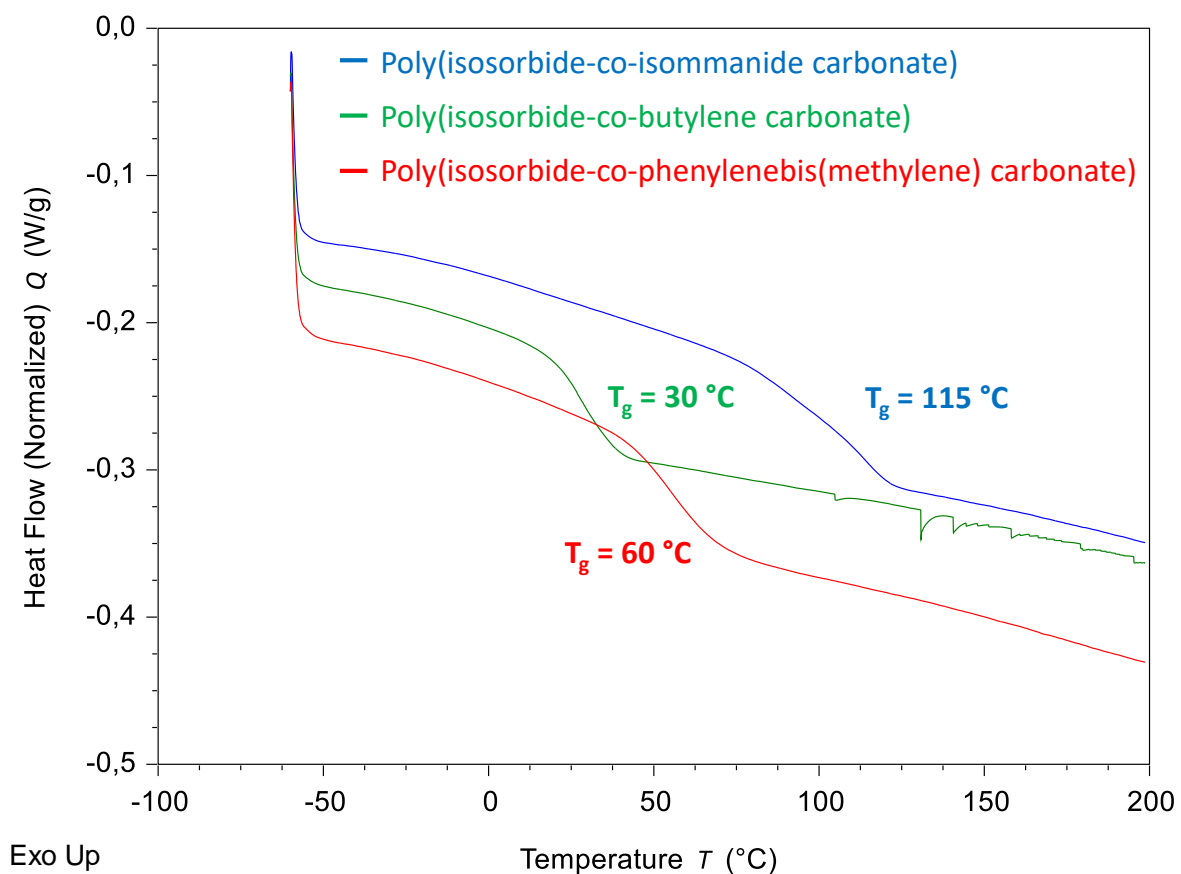
**Figure 6 :** Caractérisation RMN  $^1\text{H}$  d'un polycarbonate d'isosorbide avant et après purification.



**Figure 7 :** Chromatogrammes GPC du polycarbonate d'isosorbide précurseur du couplage avec le MDI (courbe bleue) et du poly(carbonate-co-urethane) obtenu après couplage.



Afin d'étendre l'applicabilité des nouveaux monomères bisLC synthétisés et de prouver leur versatilité, des copolycarbonates au départ d'isosorbide et des bisLC1 ; bisLC3 et bisLC4 furent synthétisés en utilisant les conditions optimisées précédemment (oligomérisation à 140 °C pendant 3 h ; extension de chaîne à 140 °C ou 180 °C pendant 20 h). Ainsi, des copolymères alternés isosorbide/butylène ; isosorbide/isomannide et isosorbide/benzène-1,4-diméthanol furent obtenus. La nature de ces copolymères alternés fut confirmée par caractérisation RMN et leurs propriétés thermiques furent évaluées par DSC et TGA. L'observation d'une  $T_g$  unique pour ces copolymères (voir Figure 8) met en évidence leur caractère alterné. Dès lors, la polycondensation à l'état fondu de ces nouveaux monomères permet le contrôle de l'incorporation de différents motifs dans le squelette polymère et ouvre ainsi la voie à des matériaux alternatifs à ceux obtenus par polycondensation classique utilisant le carbonate de diméthyle ou de diphényle. Cependant, des recherches approfondies, notamment sur le développement d'un catalyseur plus performant permettant d'éviter la formation de réaction secondaires, devraient être poursuivies afin de proposer un procédé compétitif en termes de masses molaires accessibles.



**Figure 8 :** Courbes DSC obtenues pour les copolycarbonates synthétisés.

# TABLE OF CONTENTS

List of abbreviations.....	18
General introduction.....	20
<b>Chapter I:</b> Background and literature review: The coupling of CO <sub>2</sub> and alcohols for the formation of (a)cyclic carbonates and polycarbonates.....	24
<b>Chapter II:</b> The coupling of CO <sub>2</sub> with diols promoted by organic dual systems: towards product divergence via benchmarking of the performance metrics.....	77
<b>Chapter III:</b> Investigations on the direct copolymerization of Isosorbide with CO <sub>2</sub> using TEA/TsCl as dual organic system for the obtention of poly(isosorbide carbonate).....	119
<b>Chapter IV:</b> Introducing new CO <sub>2</sub> - and bio-based carbonate monomers for the melt polycondensation with diols to produce polycarbonates.....	139
General conclusions and outlooks .....	199



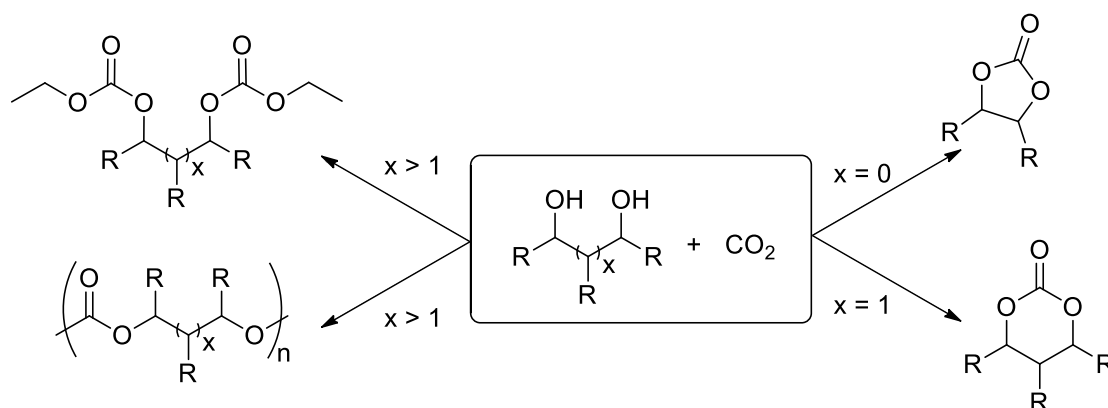
## LIST OF ABBREVIATIONS:

- $\alpha$ CC ( $\alpha$ -alkylidene cyclic carbonate)
- 5CC (5-membered cyclic carbonate)
- ACN (Acetonitrile)
- ATR-IR (Attenuated Total Reflectance Infrared spectroscopy)
- bisLC (Bifunctional Linear Carbonate)
- BPA (Bisphenol A)
- BuBr (Butyl bromide)
- DBU (1,8-Diazabicyclo[5.4.0]undec-7-ene)
- DEC (Diethyl Carbonate)
- DFT (Density Functional Theory)
- DMACC (4,4-Dimethyl-5-methylene-1,3-dioxolan-2-one ; Dimethyl  $\alpha$ -Alkylidene Cyclic Carbonate)
- DMAP (4-(Dimethylamino)pyridine)
- DMC (Dimethyl Carbonate)
- DMF (*N,N*-Dimethylformamide)
- DPC (Diphenyl Carbonate)
- DSC (Differential Scanning Calorimetry)
- GPC (Gel Permeation Chromatography)
- ISB (Isosorbide)
- ISM (Isomannide)
- MDI (4,4'-methylene diphenyl diisocyanate)
- MTBD (7-Methyl-1,5,7-triazabicyclo[4.4.0]dec-5-ene)
- NHC (*N*-heterocyclic carbene)
- NHO (*N*-heterocyclic olefin)
- NMP (*N*-Methyl-2-pyrrolidone)

- NMR (Nuclear Magnetic Resonance)
- PC (Polycarbonate)
- ROP (Ring Opening Polymerization)
- SEC (Size-exclusion Chromatography)
- TBAI (Tetrabutylammonium iodide)
- TBA/PhO (Tetrabutylammonium phenolate)
- TBD (1,5,7-Triazabicyclo[4.4.0]dec-5-ene)
- $T_d^{5\%}$  (Degradation Temperature where the sample has lost 5 % of its mass)
- TEA (Triethylamine)
- $T_g$  (Glass transition temperature)
- TGA (Thermogravimetric Analysis)
- THF (Tetrahydrofuran)
- $T_m$  (Melting temperature)
- TMP (2,2,6,6-Tetramethylpiperidine)
- TS (Transition State)
- TsCl (Tosyl Chloride)

# General introduction

Environmental concerns related to climate change is now well established and widely known in our modern society, bringing new challenges for the scientific community to overcome. Among these challenges, changing our carbon feedstock from fossil resources to greener and more sustainable alternative sources has become a priority. To date, around 40 GT of CO<sub>2</sub> is released in the atmosphere every year due to anthropogenic activities, which represents a tremendous amount of carbon that remains unused. Today seen as a waste, CO<sub>2</sub> could play a major role in the carbon feedstock of tomorrow as it is cheap, abundant and non-toxic in addition of being an atmospheric pollutant that causes greenhouse effect and ocean acidifications. Thus, utilizing CO<sub>2</sub> as a C1 carbon feedstock and valorizing it into valuable organic chemicals or materials is now on the board of many scientific studies and industrial developments. Due to its thermodynamic stability, synthetic strategies combining CO<sub>2</sub> and other substrates have to be imagined to overcome its poor reactivity. A known way to valorize CO<sub>2</sub> is to obtain cyclic carbonates or polycarbonates by the coupling of oxiranes with CO<sub>2</sub>. Although promising results have emerged, opening the way for further industrialization, the toxicity of these substrates as well as the lack of affordable diversified chemical structures push the chemists to find other substrates for the fabrication of these chemicals. Among others, diols are candidates of choice for such coupling with CO<sub>2</sub> to obtain (a)cyclic carbonates and polycarbonates as they are usually easy to handle with low toxicity, and present a large variety of chemical structures. Moreover, bio-based diols derived from the biomass are now accessible on a commercial scale, which is of high interest for the production of chemicals and materials with low carbon footprint. In this context, this thesis aims at synthesizing CO<sub>2</sub>-based synthons such as (a)cyclic carbonates and CO<sub>2</sub>-based polycarbonates by studying in details the coupling of CO<sub>2</sub> with diols (Figure 1).



**Figure 1:** The coupling of CO<sub>2</sub> with diols for the synthesis of (a)cyclic carbonates and polycarbonates

To achieve this purpose, the Institute of Molecular Sciences (ISM) from the University of Bordeaux and the Center of Education and Research on Macromolecules (CERM) from the University of Liège have joined their respective expertise in i) the development of analytical tool such as ATR-IR *in-situ* spectroscopy for the establishment of kinetic profiles and identification of reaction intermediates, in combination with DFT calculations to provide consistent mechanisms from experiment and molecular modelling investigations and ii)

monomers synthesis and characterization with emphasis on CO<sub>2</sub> valorization and their polymerization into organic materials. The first 18 months of this research project were conducted at the ISM for the exclusive synthesis of organic synthons such as (a)cyclic carbonates. The next 24 months were dedicated to the fabrication of CO<sub>2</sub>- and bio-based polycarbonates at the CERM.

This thesis is composed of 4 chapters, where chapter 2 was published as an article in the Journal of CO<sub>2</sub> Utilization.

The first chapter is dedicated to a detailed background and literature review on the coupling of CO<sub>2</sub> with alcohols for the formation of (a)cyclic carbonates and polycarbonates. After a brief discussion on general aspects of CO<sub>2</sub> valorization, the first part reviews the synthesis of organic carbonates such as dialkyl carbonates or cyclic carbonates from the carbonation of alcohols. Many different synthetic strategies were reported (dehydrative condensation, alkylation route, "leaving group" strategy, carbodiimides route, protected alcohols route...) with various substrates (mono-alcohols, diols, allyl alcohols, halohydrins, propargylic alcohols...). The second part reviews the formation of polycarbonates, with an emphasis on the direct copolymerization of CO<sub>2</sub> with diols. The main advantages and limitations of the ring-opening polymerization route is also briefly discussed. Finally, polycondensation processes involving CO<sub>2</sub>-based dimethyl and diphenyl carbonates with aliphatic or aromatic and cycloaliphatic diols are described.

The second chapter deals with the synthesis of (a)cyclic carbonates from CO<sub>2</sub> and diols using organic dual systems in mild conditions. A detailed investigation on the model reaction with propylene glycol led to proposition of a mechanism supported by ATR-IR *in-situ* kinetic monitoring in combination with DFT calculations. Then, comparison of two dual activating systems, namely DBU/EtBr and TEA/TsCl was achieved with particular attention on reactivity and selectivity disparities toward the formation of cyclic or linear carbonates depending on the nature of the diol.

The third chapter focuses on the direct copolymerization of Isosorbide, a bio-based diol derived from starch, and CO<sub>2</sub> for the fabrication of poly(isosorbide carbonate) using the TEA/TsCl dual activating system. The influence of different parameters such as the temperature, pressure, concentration and addition of co-catalysts was evaluated on the diol conversion and selectivity toward the formation of carbonate linkages and the obtained final molar mass. Due to thermodynamic limitations, only dimers or trimers were afforded with no significant improvement regarding any experimental parameter evaluated. Thus, a different scientific strategy was adopted for the synthesis of CO<sub>2</sub>-based polycarbonates, as proposed in the next chapter.

The fourth chapter is dedicated to the synthesis of new CO<sub>2</sub>- and bio-based monomers and their later melt polycondensation to obtain polycarbonates with low carbon footprint. An innovative strategy was proposed to replace the conventionally used dimethyl or diphenyl



carbonate as carbonylating agents by introducing monomers with tunable structures, so that a large range of affordable thermo-mechanical properties could be achieved. A detailed investigation on the reactivity of these new monomers with diols during melt polycondensation processes was conducted to better understand the occurrence of side reactions that would limit the molar mass. Synthesis and characterization of poly(isosorbide carbonate) and poly(butylene carbonate), as well as copolycarbonate with moderate  $M_n$  was achieved.

General conclusions and outlooks are proposed at the end of this manuscript to summarize the main results obtained and their respective limitations.

# Chapter I:

Background and literature review:

The coupling of CO<sub>2</sub> and alcohols for  
the formation of (a)cyclic carbonates  
and polycarbonates

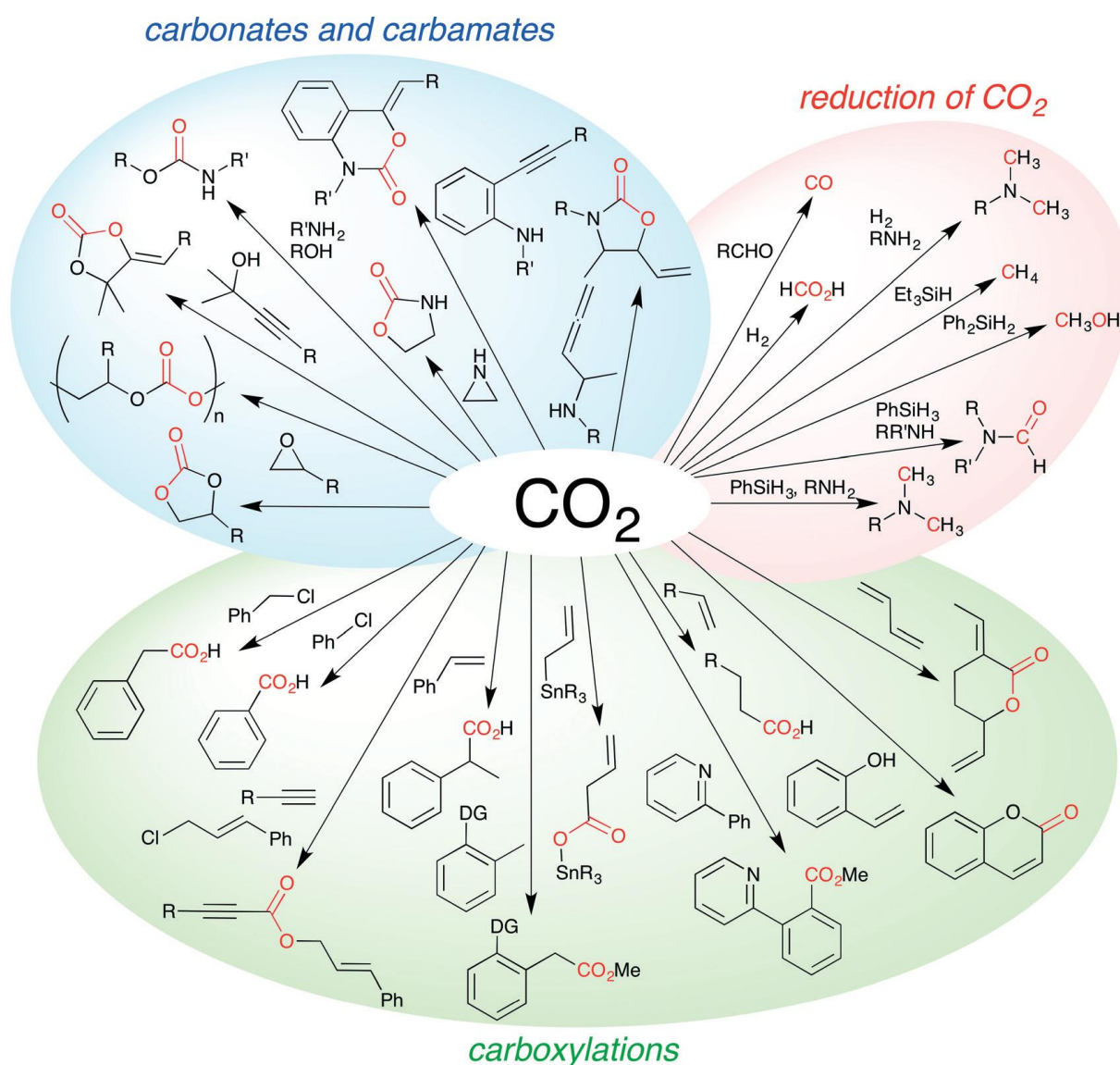
## Table of contents

I) Chemical conversion of CO <sub>2</sub> : general aspects .....	26
II) CO <sub>2</sub> -based synthons: organic carbonates synthesis from the carbonation of alcohols.....	28
II-1) Synthesis of dialkyl carbonates.....	29
II-1-a) DMC synthesis by dehydrative condensation.....	29
II-1-b) Synthesis of acyclic carbonates by the alkylation route .....	32
II-1-c) Synthesis of acyclic carbonates by the “leaving group” strategy .....	35
II-1-d) Synthesis of acyclic carbonates from the carbodiimide route .....	35
II-1-e) Synthesis of acyclic carbonates from the “protected alcohols” route .....	36
II-2) Synthesis of cyclic organic carbonates.....	37
II-2-a) Synthesis of cyclic carbonates from diols .....	37
II-2-a-i) Dehydrative condensation.....	38
II-2-a-ii) Cyclic carbonates synthesis by the leaving group strategy or alkylation route.....	40
II-2-b) Synthesis of cyclic carbonates from allyl alcohols .....	44
II-2-c) Synthesis of cyclic carbonates from halohydrin.....	45
II-2-d) Synthesis of cyclic carbonate from propargylic alcohols.....	47
III) Strategies to afford CO <sub>2</sub> -based polycarbonates.....	51
III-1) Direct polymerization of CO <sub>2</sub> with diols.....	51
III-1-a) Direct copolymerization by dehydrative polycondensation .....	52
III-1-b) Direct copolymerization via alkylation .....	52
III-1-c) Terpolymerization methods.....	54
III-2) Ring-opening polymerization of cyclic carbonates .....	55
III-2-a) 5-membered cyclic carbonates.....	55
III-2-b) 6-membered cyclic carbonates.....	57
III-3) Polycondensation of alcohols with (a)cyclic carbonates .....	58
III-3-a) DMC and DPC as carbonylating agents.....	59
III-3-a-i) Aliphatic PC.....	60
III-3-a-ii) Aromatic and cycloaliphatic PC.....	61
III-3-b) Polycondensation between bis( $\alpha$ -alkylidene cyclic carbonates) and diols .....	62
IV) Conclusion.....	64
REFERENCES .....	65

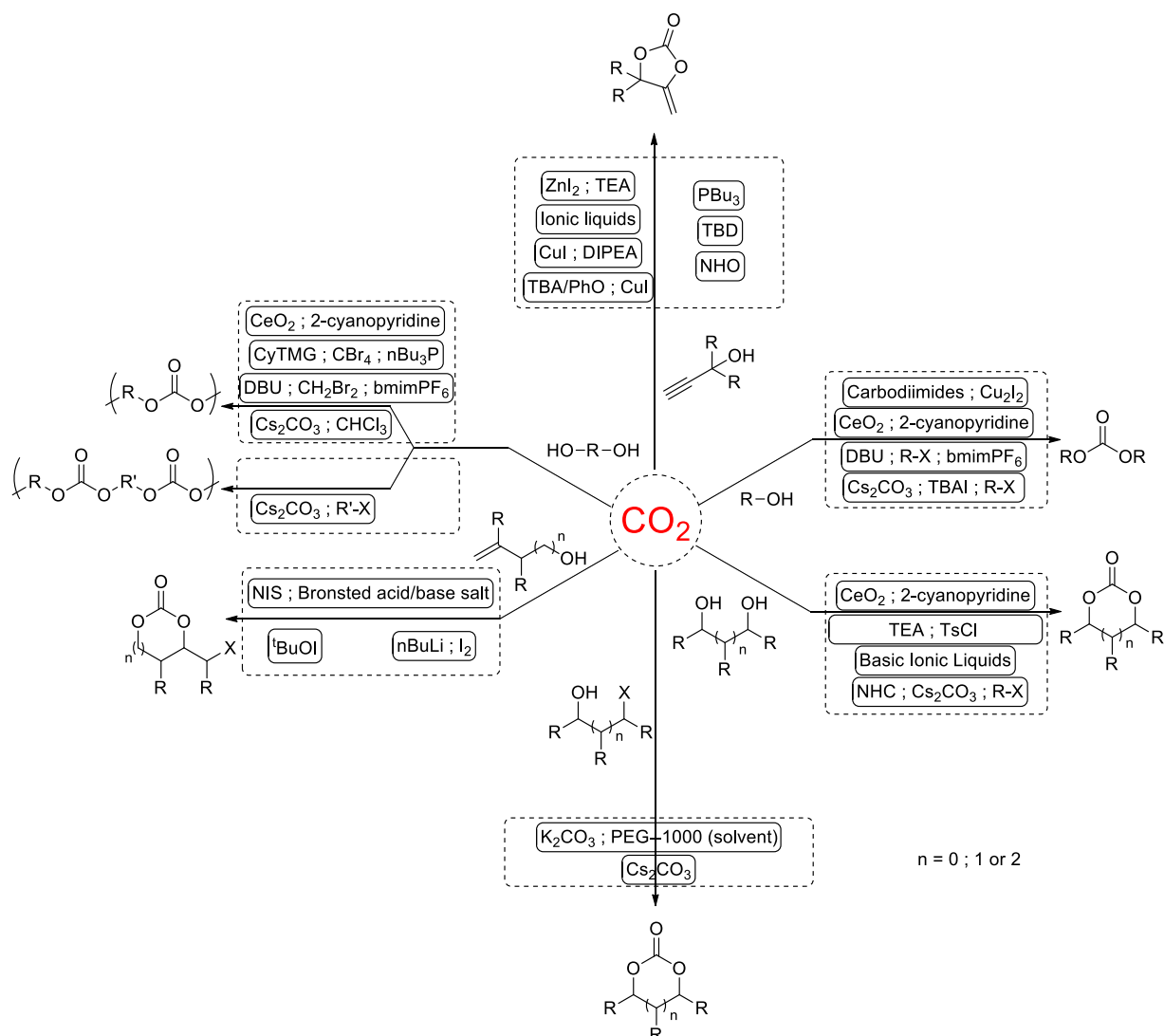
## I) Chemical conversion of CO<sub>2</sub>: general aspects

Today, our modern society is facing the climate change and oceans acidification caused by the continuous increase of the CO<sub>2</sub> level within the atmosphere. Our annual anthropogenic emissions are now approaching 40 Gt/year and it is recognized that, alongside other gases including water vapour, methane, fluoro-compounds..., CO<sub>2</sub> has become a major contributing factor to the greenhouse effect[1-3]. Legally binding obligations, governmental incentives and/or demands from the industrial stakeholders are now strong drivers to fight the global warming and to shift our societal paradigm based on fossil resources towards a more sustainable and circular vision, including CO<sub>2</sub> utilization. Being seen as a waste, CO<sub>2</sub> may become paradoxically the key to green our economy. Unlike biomass which growth is inter-seasonal and requires multi-step post-treatment (extraction, fractionation, fermentation...) prior valorization, CO<sub>2</sub> is a cheap and renewable carbon source regenerated instantaneously and locally. This resource may enter within numerous chemical processes and syntheses to design existing commodity organic molecules/polymers or new (sophisticated) ones[4-6]. However, the main thermodynamic barrier to the large scale utilization of CO<sub>2</sub> as C1-building block lies on its stability with a standard enthalpy of formation of  $\Delta_f H^\circ = -394 \text{ kJ/mol}$ [7]. To surpass this chemical inertness, the use of high energy (co)reactants, the development of new catalytic methods and external energetic inputs are required to turn CO<sub>2</sub> into value. The production of salicylic acid via the Kolbe-Schmitt process, urea from ammonia and CO<sub>2</sub> or polyols by ring-opening copolymerization of oxiranes with CO<sub>2</sub> are just few examples of competitive products already trademarked by the chemical industry. CO<sub>2</sub> also serves now to fabricate the next generation of fuels or store renewable energy via the so-called power-to-fuel technology. Its electrochemical reduction provides carbon monoxide, a key molecule in the Fischer-Tropsch process to produce alkanes. Plethora of works revisits the Sabatier's reaction, known from more than a century, to fabricate synthetic methane from renewable H<sub>2</sub> while partial hydrogenation of CO<sub>2</sub> provides methanol. Myriad of sophisticated molecules are also accessible by the chemical conversion CO<sub>2</sub> via C-O or C-N bond formation (Scheme 1). This route, reviewed by others, is very promising as (highly) reactive organic precursors counter-balance the low reactivity of CO<sub>2</sub>. (Photo)catalytic carboxylation of alkanes, alkenes or alkynes provides a diversified portfolio of carboxylic acids. The methylation of primary amines or the formylation of secondary ones are conducted with CO<sub>2</sub> and a reductant (H<sub>2</sub>, PhSiH<sub>3</sub>...). (a)Cyclic organic carbonates and carbamates with ample structural diversity are fabricated with a high level of selectivity and a 100% atom economy pathway by non-reductive catalytic transformations of CO<sub>2</sub> with oxiranes [8-11], aziridines[12], and amines[13]. Among them, the insertion of CO<sub>2</sub> within epoxides is by far the most largely explored transformation of CO<sub>2</sub> as it provides 5-membered cyclic carbonates used as solvent, electrolyte for Li-ion batteries or intermediate in fine organic chemistry and polymer sciences. Despite being very attractive and easily producible by facile oxidation of olefins, including natural ones derived from vegetable oils or terpenes, epoxides display acute toxicity as they act as alkylating agent capable to bind

with DNA[14,15]. In this context, replacing epoxides by safer and easy to handle (renewable) substrates to synthesize organic carbonates and polycarbonates is now deserving huge interest in the scientific community. Alcohols are ubiquitous scaffolds with low toxicity made from multiple synthetic or natural sources. This makes them ideal candidates within the field of CO<sub>2</sub> transformation to replace epoxides. This review provides an overview of the recent progresses made in the synthesis of (a)cyclic and polymeric carbonates from alcohols substrates. The first section is dedicated to the main pathways that are engineered to upgrade CO<sub>2</sub> with mono-, di- or polyols, haloalcohols, allylic or propargylic alcohols into organic scaffolds and is complemented by mechanistic guidelines. The second section makes emphasis to the synthesis of polycarbonates either by direct polycondensation of CO<sub>2</sub> with alcohols or via the polymerization of CO<sub>2</sub>-sourced monomers through ring-opening or step-growth methods. An overview of the most relevant routes discussed in this review for the direct coupling of CO<sub>2</sub> with alcohols to produce (a)cyclic carbonates and polycarbonates is presented in Scheme 2.



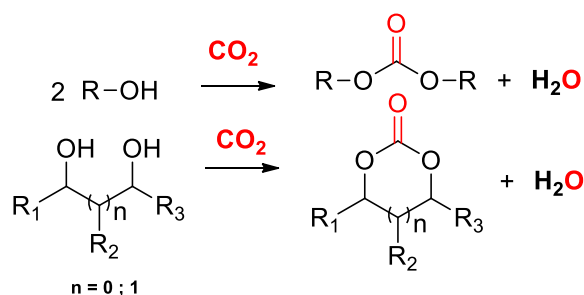
**Scheme 1:** Chemical transformation of CO<sub>2</sub> into organic scaffolds (reprinted from ref [5])



**Scheme 2:** Main strategies to afford (a)cyclic carbonates and polycarbonates from the coupling of alcohols and  $\text{CO}_2$ .

## II) $\text{CO}_2$ -based synthons: organic carbonates synthesis from the carbonation of alcohols

Industrially, oxidative carbonylation of alcohols by phosgenation is the most facile and economically viable route to fabricate (a)cyclic organic carbonates. However, the toxicity of phosgene, the protective measures for its safe transportation, storage and handling, and the large volume of chlorinated waste generated during the reaction are strong limitations that support the development of a more sustainable carbonation process. In this context, forming carbonates by coupling of alcohols and  $\text{CO}_2$  looks very attractive but remains an elusive endeavour as this approach faces two severe limitations linked to i) the difficulties to identify ways to properly activate  $\text{CO}_2$  as it won't spontaneously react with alcohols and ii) the formation of water as a by-product that affects the reaction equilibrium (Scheme 3).



**Scheme 3:** The CO<sub>2</sub>/alcohol coupling to synthesize organic carbonates

To surpass these hurdles, three main strategies have been envisioned, i.e.:

- i) The “dehydrative condensation” combining the utilization in synergy of a catalyst, which facilitates the CO<sub>2</sub> fixation onto the alcohol moiety, with physical or reactive dehydrating agents trapping/consuming water
- ii) The “alkylation” strategy involving the activation of CO<sub>2</sub> under the form of a hemi-carbonate ion in the presence of an excess of base prior further reacting with an alkyl halide via nucleophilic substitution. As a variant, the “leaving group” approach proposes the *in-situ* formation of highly reactive carbonate intermediate from the ter-reaction between CO<sub>2</sub>, an alcohol and a dihalide that undergoes facile transcarbonation into an acyclic carbonate
- iii) The “protected alcohols” route that generates *in-situ* alcohols from ketals, trimethyl phosphates or orthoesters via water consumption prior reaction with CO<sub>2</sub>

### II-1) Synthesis of dialkyl carbonates

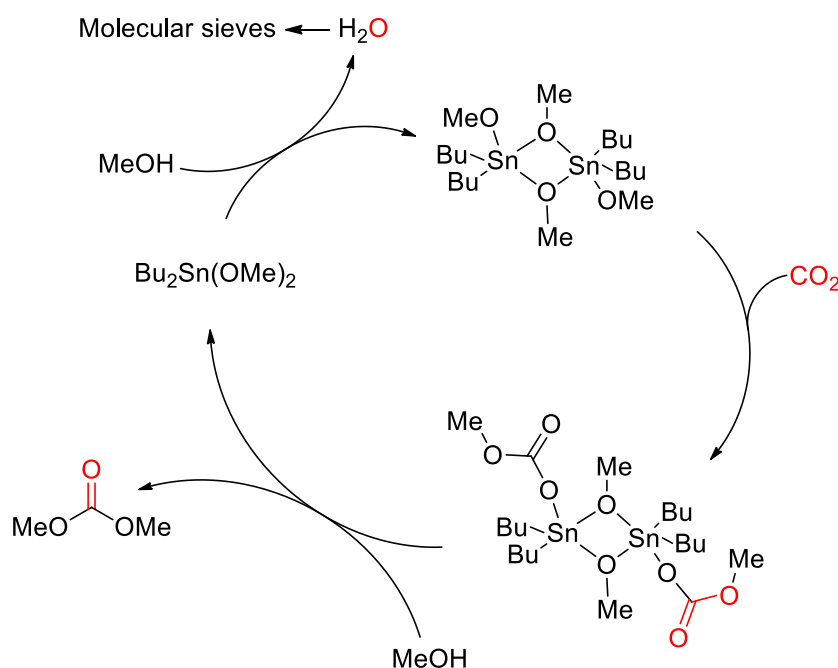
The synthesis of dimethyl carbonate (DMC) is by far the most widely studied pathway to illustrate the conversion of alcohols and CO<sub>2</sub> into useful organic scaffolds. However, the high standard Gibbs-free energy of DMC formation from methanol and CO<sub>2</sub> ( $\Delta^{\text{R}}G \approx +37 \text{ kJ/mol}$ ) indicates that the reaction is thermodynamically unfavourable limiting the yield of the overall reaction below 1 % [16-18]. Various approaches have then been proposed and optimized to produce DMC with good yields and selectivity.

#### *II-1-a) DMC synthesis by dehydrative condensation*

Since the pioneer works of Kizlink [19,20] who demonstrated the low yield but selective formation of DMC from CO<sub>2</sub> and MeOH using organotin catalysts, a tremendous number of metal alkoxide catalysts have been developed. Titanium- (Ti(OEt)<sub>4</sub>, Ti(OBu)<sub>4</sub>...)[21], nickel- (Ni(OAc)<sub>2</sub>·4H<sub>2</sub>O)[22], niobium- ([Nb(OMe)<sub>5</sub>]<sub>2</sub>)[23] and magnesium-based catalysts [24] are just examples of homogenous systems that have proven their utility to drive the formation of the acyclic organic carbonates. Heterogeneous amphoteric metal oxides systems combining acid and basic sites such as ZrO<sub>2</sub> [25-27] or ZrO<sub>2</sub>/phosphoric acid dual catalysts [28,29], ceria oxides [30,31] and other mixed oxides [32-34] or Cu-Fe, Cu-Ni... bimetallic

oxides immobilized onto graphite oxide and graphene nanosheets[35-37] also displayed some catalytic activity. However, for all systems, the formation of water as a by-product limited severely the reaction yields (up to 5 % for the  $\text{H}_3\text{PW}_{12}\text{O}_{40}/\text{Ce}_{0.1}\text{Ti}_{0.9}\text{O}_2$  system[38]). Some catalysts also faced selectivity issues with the high temperature concomitant formation of formaldehyde and carbon monoxide from  $\text{CO}_2$  and methanol. To push away these boundaries, the utilization of metal-based catalysts that operate in synergy with “physical” or reactive desiccants/dehydration system emerged as a valuable option to push the reaction manifold toward high yield and selective formation of DMC.

**Physical drying systems:** Membrane catalytic reactors combing a Cu catalyst immobilized onto mixed oxide carrier ( $\text{MgO-SiO}_2$ ) with hydrophilic polyimide-silica or polyimide-titania hybrid separating membranes[39], or the dual use of inorganic absorbents such as molecular sieves or zeolites with organotin catalysts[40,41] were engineered to get rid of water and displace the reaction equilibrium towards the DMC formation. Among them, the  $\text{Bu}_2\text{Sn}(\text{OMe})_2$ /molecular sieves 3A furnished the best DMC yields (45 %) under operative conditions of 180 °C and 30 MPa of  $\text{CO}_2$  in 80 h. This system highlights the benefits of the desiccant on the carbonylation of methanol with a 10-fold increase of the DMC yield [40,42]. The catalytic cycle of  $\text{Bu}_2\text{Sn}(\text{OMe})_2$  is shown in Scheme 4.



**Scheme 4:** Catalytic cycle for the formation of DMC using  $\text{BU}_2\text{Sn}(\text{OMe})_2$ . Adapted from[40]

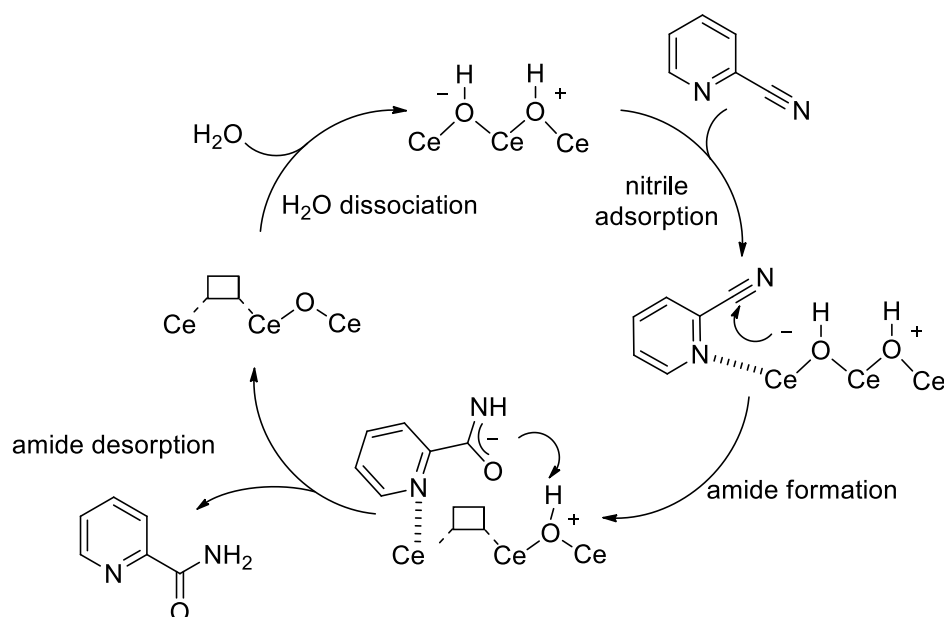
**Reactive dehydrative system:** To tackle the water issue and push the reaction equilibrium towards the DMC formation, two scenarios involving stoichiometric or excess of reactive dehydrative systems were developed. In the first one, DMC was synthesized from  $\text{CO}_2$  and methanol ( $P_{\text{CO}_2} = 15$  MPa,  $T = 180$  °C,  $t = 2-10$  h) using  $(\text{Bu})_2\text{SnO}$  in combination with  $\text{CaC}_2$  that spontaneously consumed water to form acetylene as a by-product. DMC was formed



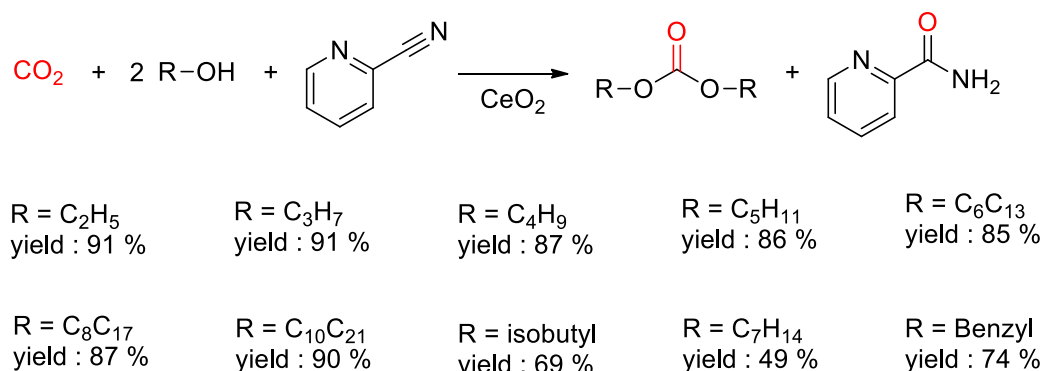
with a yield up to 11 % with 13 mol% of  $\text{CaC}_2$ [43]. In the second scenario, a single catalyst was used to drive simultaneously the alcohol carbonation and hydration of the desiccant, for example, the catalytic hydration of nitriles into amides. This elegant concept was pioneered by Tomishige who used in synergy  $\text{CeO}_2$  as metal oxide catalyst and nitriles as reactive desiccant[44,45]. Alike zirconia-based catalysts[26,29], amphoteric  $\text{CeO}_2$  displays simultaneously active acidic and basic sites that activates  $\text{CO}_2$  and methanol. These acid and base sites were characterized by Lavalley *et al* where they differentiate low-coordinated Ce cations due to oxygen defects as acid sites, and oxygen atoms adjacent to these low-coordinated Ce cations as basic sites[46,47] that can properly fix alcohols and  $\text{CO}_2$ [48]. Interestingly, these acid-base properties can efficiently catalyse nitriles hydration into amides. Among nitriles, acetonitrile was firstly considered. *In-situ* FT-IR studies revealed the presence of  $\text{CH}_3\text{CN}$  adsorbed over  $\text{CeO}_2$ . When water is added to the system, simultaneous decrease of  $\text{CH}_3\text{CN}$  species with increase of acetamide anion  $\text{CH}_3\text{CONH}^-$  and amide  $\text{CH}_3\text{CONH}_2$  can be observed, meaning that  $\text{CeO}_2$  successfully catalyses this reaction[44]. Mechanistic insights revealed that water is dissociated over  $\text{CeO}_2$  and the  $\text{OH}^-$  species generated on the acid sites react with the adsorbed  $\text{CH}_3\text{CN}$  to form the acetamide anion. Reprotonation occurs thanks to the  $\text{H}^+$  species generated on basic sites from  $\text{H}_2\text{O}$  dissociation over  $\text{CeO}_2$ .

When applied to the synthesis of acyclic alkyl carbonates from alcohol and  $\text{CO}_2$ , the  $\text{CeO}_2$ /Acetonitrile system effectively increased the yield of carbonate[49,50]. DMC was obtained with a 8.9 % yield and a 64 % selectivity, and diethyl carbonate (DEC) with a 7.5 % yield and a 94 % selectivity under relatively mild conditions (150 °C and 0.2-0.5 MPa). The low selectivity for DMC formation arose from side reactions driven by the by-produced amide. The latest can react with alcohols such as methanol to form esters with the release of ammonia.  $\text{NH}_3$  further reacts with DMC to form methyl carbamate. To overcome these problems, the generated amide has to be more stable than acetamide. Benzonitrile was thus tested since the phenolate ring would increase the stability of the benzamide and possibly prevent side reactions. At 150 °C and 1 MPa  $\text{CO}_2$  pressure, the dual system  $\text{CeO}_2$ /benzonitrile afforded DMC in 47 % yield with a 78 % selectivity[51]. To increase the yield, efforts were made to better understand the hydration reaction of nitriles over  $\text{CeO}_2$ . Tamura *et al.* successfully demonstrated that a heteroatom in  $\beta$ -position of the nitrile function would considerably increase its adsorption over  $\text{CeO}_2$  by coordinating this heteroatom, as it was demonstrated for pyridine[52]. Combining all these aspects, 2-furonitrile and 2-cyanopyridine were selected as best candidates and showed excellent hydration yields at mild temperatures (90 % at 80 °C after 7 h and 100 % at 30 °C after 1 h respectively[44]). A proposed mechanism by the authors is presented in Scheme 5. The best result was obtained with 2-cyanopyridine: DMC could be formed at a 94 % yield with 96 % selectivity after 12 h at 120 °C and 5 MPa  $\text{CO}_2$  pressure. A methanol:2-cyanopyridine ratio of 2:1 was needed, highlighting the need of stoichiometric amount of dehydration agents. It should be noted that enhancement of the catalytic activity by increasing the amount of low-coordinated Ce sites was achieved by preheating at 600 °C under air atmosphere for 3 h[53]. The protocol

was extended to other alcohols and successfully demonstrated its versatility to afford a huge library of linear carbonates[54], see Scheme 6.



**Scheme 5:** Catalytic cycle for the reaction of water with 2-cyanopyridine over CeO<sub>2</sub>. Adapted from [44]



**Scheme 6:** Library of linear carbonates afforded via the CeO<sub>2</sub>/2-cyanopyridine route. Reprinted from[54]

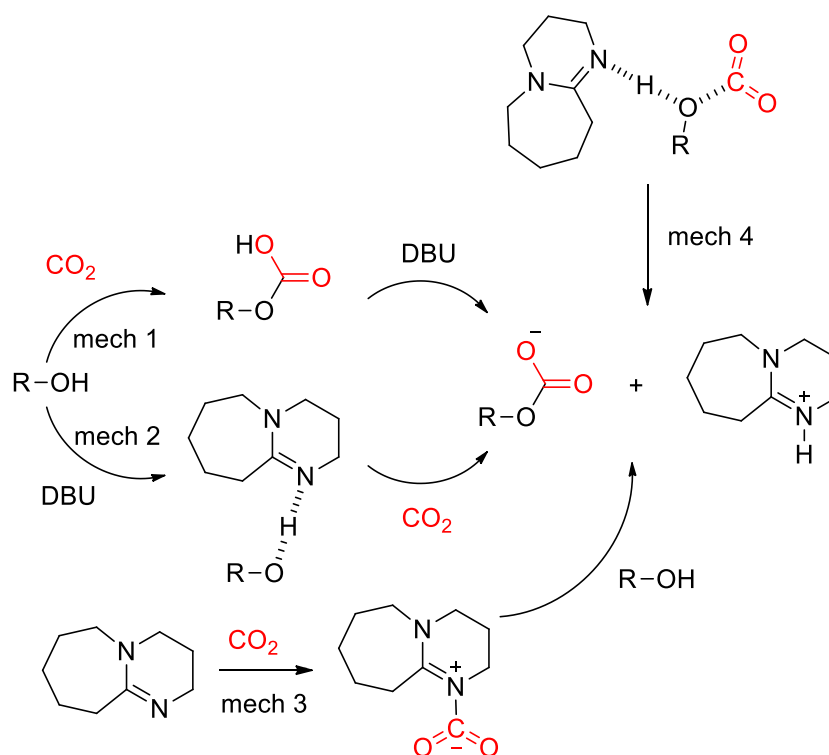
### II-1-b) Synthesis of acyclic carbonates by the alkylation route

Another way to promote the formation of linear carbonates from the coupling of alcohols and CO<sub>2</sub> is to use co-reagents in stoichiometric amounts that will bypass the formation of water. Conceptually, alcohols can be activated, or even deprotonated, by bases to generate a methoxy species that can bind spontaneously with CO<sub>2</sub> to form the corresponding ROC(O)O<sup>-</sup> hemi-carbonate. This nucleophilic anion further reacts with a halide reagent R'-X that undergoes a nucleophilic substitution to produce the envisioned ROC(O)OR' specie.

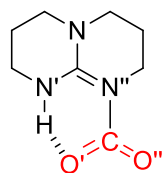
**Inorganic bases:** Inorganic carbonates have been studied for the three-component coupling of CO<sub>2</sub>, alcohols and alkyl or benzyl halides. Jung et al. proposed a comparative study of different inorganic carbonates with tetrabutylammonium iodide (TBAI) as additive and n-butyl bromide as co-reagent on the model carbonation of 4-phenyl-1-butanol with CO<sub>2</sub> [55].

Interestingly,  $\text{Na}_2\text{CO}_3$ ,  $\text{Rb}_2\text{CO}_3$ ,  $\text{K}_2\text{CO}_3$  and  $\text{Cs}_2\text{CO}_3$  successfully demonstrated their activity in mild conditions (23 °C, atmospheric pressure of  $\text{CO}_2$  bubbling). No reaction was observed with  $\text{Li}_2\text{CO}_3$ . The yield remained low for sodium and potassium based carbonates (2 %) as well as for  $\text{Rb}_2\text{CO}_3$  (10 %). Excellent yield was displayed for  $\text{Cs}_2\text{CO}_3$  (85 %) in only 6 h. Good enhancement of the base activity was attributed to the known “cesium effect”. Due to its larger ionic radius, the cesium cation weakly bonds to the methoxy species generated through alcohol deprotonation. TBAI plays its role on stabilizing the carbonate anion generated after  $\text{CO}_2$  insertion and prevents from non-desired alkylations. The scope was then extended to other alcohols and alkyl or benzyl halides more sterically hindered, affording a wide variety of linear carbonates. By using excess of base (5 eq), TBAI (5 eq) and R-X (5 eq), cheaper base  $\text{K}_2\text{CO}_3$  could afford linear carbonates from various substrates (up to 82 % with benzyl alcohol and benzyl bromide) at 60 °C[56]. The utilization of other additives such as crown ethers, KI or tetrabutylammonium bromide was found detrimental on the reaction yields.

Organic bases: Alike inorganic bases, organic superbases drove the synthesis of acyclic carbonate from alcohols,  $\text{CO}_2$  and alkyl halides. With KI or KI/crown ethers as additives added in a catalytic amount (10 mol% regarding the alcohol) dibenzyl carbonate was successfully synthesized in moderate yields (25 % and 30 % respectively), demonstrating the efficiency of DBU for the  $\text{CO}_2$  fixation onto alcohols[56]. It should be noted that in this case, benzyl chloride was used instead of benzyl bromide to prevent possible side quaternization of DBU[57]. Bicyclic guanidines were thus tested as bases for the coupling of alcohols and  $\text{CO}_2$ . Merging computational and experimental studies allowed elucidating the reaction mechanism. Computational insights (conducted at a B3LYP level using the 6-31g(d) basis set) aided to comprehend the mechanism of the carbonate formation using DBU as a base. Wang *et al.* suggested 4 possible mechanisms shown in Scheme 7[58]. Considering thermodynamic and kinetic aspects ( $\Delta G = -16.20$  kJ/mol and  $\Delta G^\ddagger = 30.47$  kJ/mol, rate constant of  $2.9 \times 10^7 \text{ s}^{-1}$ ) the plausible mechanism involves a one-step trimolecular reaction between  $\text{CO}_2$  the alcohol and DBU (mechanism 4 in Scheme 7) even though activation of  $\text{CO}_2$  by DBU (mechanism 3 in Scheme 7) is theoretically feasible prior formation of the acyclic carbonate by addition onto the alkyl halide. However, it should not be generalized to other amidines and guanidines. Indeed, when using TBD, the zwitterionic adduct with  $\text{CO}_2$  was still observed under strictly anhydrous conditions[59]. Thanks to the presence of both  $\text{sp}^2$  amine and secondary  $\text{sp}^3$  amine functions, the adduct is stabilized and could be isolated and well characterized by X-Ray diffraction to determine the crystal structure (see Scheme 8). In this case, the adduct is more stable than in the case of DBU thanks to the hydrogen bonding between secondary amine of the N' labelled atom with the O' atom of  $\text{CO}_2$  bounded to TBD. Although, when applied to the alcohol/ $\text{CO}_2$  system, propanediol in this case, the synthesis of the corresponding carbonate is more likely to happen with activation of the alcohol rather than  $\text{CO}_2$  [60].



**Scheme 7:** Mechanisms considered for the computational studies of the CO<sub>2</sub> fixation onto alcohols via organic superbase DBU. Mechanism 4 displays the most favoured pathway in terms of kinetics and thermodynamics. Adapted from [58]



**Scheme 8:** TBD-CO<sub>2</sub> stabilized adduct isolated and characterized by X-Ray diffraction. Adapted from [59]

Ionic liquids derived from Hünig's base-type cations were used as recyclable base in replacement of DBU or TDB for the fixation of CO<sub>2</sub> onto alcohols with benzyl bromide as co-reagent[61]. Due to their non-nucleophilic characters, no side reaction between the base and the benzyl halide was detected. The high basicity of the ionic liquids allowed the spontaneous deprotonation of the alcohol moiety. The methoxy species generated is able to attack CO<sub>2</sub>, and S<sub>N</sub>2 on benzyl bromide will generate the corresponding unsymmetrical linear carbonate. At 25 °C and under 1 MPa CO<sub>2</sub> pressure after 72 h, good yields were obtained for ethanol (82 %), allyl alcohol (80 %), benzyl alcohol (83 %), phenol (78 %), propargylic alcohol (76 %) and 2-butanol (67 %), with an alcohol:halide:IL molar ratio of 1:0.5:0.6. The ionic liquid could successfully be recycled by distillation or extraction, with no loss of activity when reused.

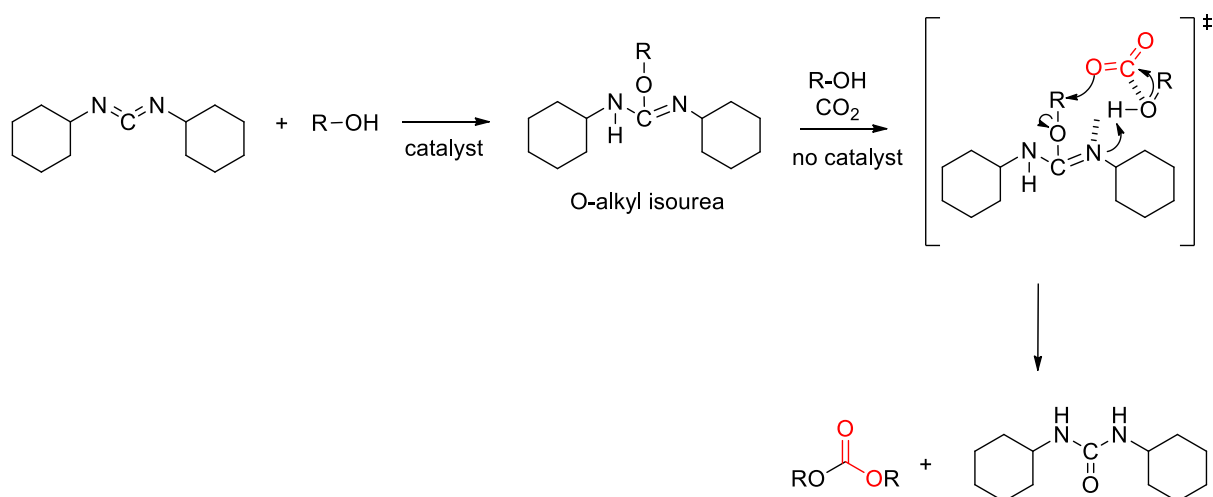
### *II-1-c) Synthesis of acyclic carbonates by the “leaving group” strategy*

The acyclic carbonate formation by the leaving group strategy shares conceptual similarities with the alkylation route. The hemi-carbonate ion resulting from the trimolecular reaction between the alcohol, the base and CO<sub>2</sub> attacks through a nucleophilic substitution a dihalide species such as CH<sub>2</sub>X<sub>2</sub> to produce the corresponding acyclic carbonate. This highly reactive ROC(O)OCH<sub>2</sub>X further undergoes a transcarbonation reaction with a second alcohol providing the desired ROC(O)OR carbonate.

This concept was applied to fabrication of dibenzyl carbonate from CO<sub>2</sub> and benzyl alcohol using DBU with ionic liquid bmimPF<sub>6</sub> as additive in CH<sub>2</sub>Br<sub>2</sub> at 70 °C under 1 MPa CO<sub>2</sub> pressure [62]. Dibenzyl carbonate was obtained in 69 % yield with 2 equivalents of DBU and 0.1 mL of bmimPF<sub>6</sub> for 0.5 mmol of benzyl alcohol. Equimolar amounts of [DBUH]Br salt and BrCH<sub>2</sub>OH were concomitantly generated as by-product. The authors do not mention any particular role of the ionic liquid in the mechanism itself, but as a promotor for CO<sub>2</sub> solubilisation in the reaction media. When bmimPF<sub>6</sub> was not added to the system, the yield decreased from 69 % to 25 %. Similarly, when CH<sub>2</sub>Cl<sub>2</sub> was used instead of CH<sub>2</sub>Br<sub>2</sub>, the yield decreased to 25 %, supporting the SN<sub>2</sub> mechanism that is more favourable with bromine regarding its reactivity versus chlorine. No carbonate was produced with more reactive halides such as CH<sub>3</sub>I, supposedly due to quaternization of DBU. The optimized protocol was applied to other benzyl alcohols derivatives and could afford the corresponding carbonates in moderate to good yields (from 47 % to 73 %). DMC was also synthesized with 48 % yield.

### *II-1-d) Synthesis of acyclic carbonates from the carbodiimide route*

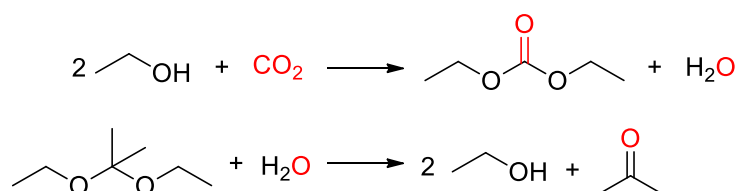
Aresta *et al.* engineered an elegant methodology to synthesize acyclic carbonates using carbodiimides acting both as a co-reagent and a base [63]. Carbodiimides react with the alcohol to produce an isolable O-alkyl isourea intermediate [64]. This reaction can be catalysed by transition metal-based complexes (mostly Copper-based) such as CuCl, Cu<sub>2</sub>I<sub>2</sub>, CuO, Cu(OAc)<sub>2</sub> and ZnO<sub>2</sub>, organic superbases such as TBD, or alkali-metal TBD complexes [65]. Then, the O-alkyl isourea participates in a trimolecular interaction between the alcohol and CO<sub>2</sub> via its remaining basic iminoether moiety, leading to an isourea-hemicarbonate adduct that allows for the carbonation of a second alcohol molecule. The latter will react with the alkyl part fixed on the O-alkyl isourea to generate the corresponding linear alkyl carbonate (see Scheme 9). Following this approach, DMC was synthesized with yields up to 62 % in 6 h at 65 °C with 5 MPa of CO<sub>2</sub>. Allyl alcohol successfully gave the corresponding carbonates as well, with best yield of 93 % using alcohol:DCC ratio of 15:1 and DCC:Cu<sub>2</sub>I<sub>2</sub> ratio of 500 at 65 °C and 5 MPa CO<sub>2</sub> pressure after only 4 h.



**Scheme 9:** Reaction mechanism proposed for the synthesis of acyclic carbonates from alcohols, CO<sub>2</sub> and carbodiimides. Adapted from [63].

### II-1-e) Synthesis of acyclic carbonates from the “protected alcohols” route

Ketals undergo reversible hydrolysis to form alcohols and ketones. Thus, they can be seen as the protected form of dehydrated alcohols. Upon water release, the ketal decomposes *in-situ* into the former ketone and an alcohol that is subsequently involved in a cascade coupling reaction with CO<sub>2</sub> to afford the acyclic carbonate (Scheme 10). Notably, systems merging the utilization of 2,2-dimethoxypropane or 2,2-diethoxypropane with CeO<sub>2</sub> or CeO<sub>2</sub>-ZrO (mixte) oxide catalysts and CO<sub>2</sub>[66,67] gave access to DMC with yields of 13.8-59.3 mmol.gcat<sup>-1</sup> in 2h at 110-140 °C and 5-6 MPa of CO<sub>2</sub>. However, the main bottleneck of these systems arose from the slow hydration rate of the 2,2-dialkoxypropane. To improve the performances, acidic co-catalysts were used as additives to boost the ketals hydration. Heterogeneous acids such as zeolites (H-FAU zeolite with SiO<sub>2</sub>/Al<sub>2</sub>O<sub>3</sub>=5.5) used in combination with 2,2-diethoxypropane and CeO<sub>2</sub> catalyst remarkably increased the DEC yields up to 72 % based on 2,2-diethoxypropane (T = 120 °C and 9.5 MPa of CO<sub>2</sub>)[68].



**Scheme 10:** Cascade reaction for the formation of DEC from 2,2-diethoxypropane, initiated by ethanol. Adapted from [68]

Alike ketals, the structural features of orthoesters make them also sensitive to hydrolysis and decompose into esters and alcohols. Orthoesters are then good candidates to consume water while releasing *in-situ* the alcohols entering in the fabrication of the acyclic carbonates. As representative example, DMC was synthesized by combining trimethyl orthoacetate with supercritical CO<sub>2</sub> using binary catalysts made of organotin complexes and

ammonium or phosphonium salts additives[69] or ceria-zirconia mixed oxides catalysts[70]. The highest DMC yield of 70 % was obtained after 72 h at 180 °C, under 30 MPa of CO<sub>2</sub> pressure using the Bu<sub>2</sub>Sn(OMe)<sub>2</sub>/Bu<sub>4</sub>PI catalytic system while lower DMC yields of 1.8-10.4 % were obtained at 12 MPa after 34 h when 1,1,1-trimethyl orthoformate was combined to ceria-zirconia oxides. Recently, Fukaya revisited this conceptual route by using water sensitive alkoxy silane, i.e. tetraethyl orthosilicates, as alcohol precursor and Zr(OEt)<sub>4</sub> catalyst that favours the ethoxylation of CO<sub>2</sub>[71]. The DEC yield reached 58 % after 24 h at 180 °C under 5 MPa of CO<sub>2</sub>. As last method, trimethylphosphate was tested as water scavenger to synthesize DMC from in-situ generated methanol. The transformation of CO<sub>2</sub> into the acyclic carbonate was performed at 180 °C for 20 h under 2.8 MPa of CO<sub>2</sub> using catalytic amounts of Bu<sub>2</sub>Sn(OBu)<sub>2</sub> and provided DMC with moderate yield of 47 %[19].

## II-2) Synthesis of cyclic organic carbonates

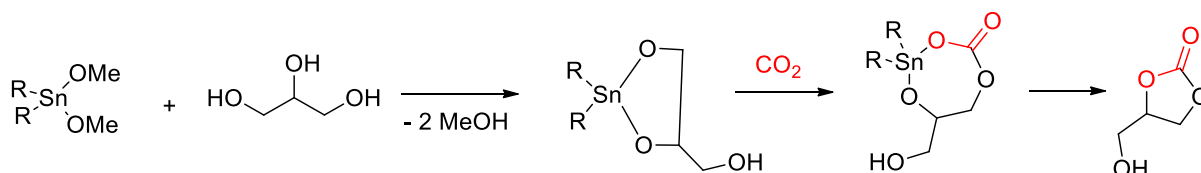
Cyclic carbonates are useful chemicals deserving huge interest as green solvent, electrolyte for batteries, or monomers to design polycarbonate or isocyanate-free polyurethanes. Most of them are easily produced from vicinal or 1,3-diols and highly reactive phosgene derivatives, diphenyl carbonate (DPC) or DMC[72-74] which can be CO<sub>2</sub>-based as demonstrated previously in this review. Finding efficient routes to convert alcohols directly into their corresponding cyclic carbonate has become a challenge in CO<sub>2</sub> chemistry. This section is then fully dedicated to the various strategies that have been engineered to synthesize these heterocycles from various alcohol substrates, including vicinal or 1,3-diols, allylic or propargylic alcohols or halohydrins. One has to keep in mind that 5-membered and 6-membered cyclic carbonates will be exclusively discussed in this section since their formation is thermodynamically or kinetically more favourable than smaller or larger rings.

### *II-2-a) Synthesis of cyclic carbonates from diols*

Diols are ubiquitous scaffolds largely available from biomass making them attractive substrates for the synthesis of cyclic carbonates[75,76]. However the direct carbonation of vicinal or 1,3-diols suffers from the same thermodynamic limitation as the one observed for the synthesis of acyclic carbonates from monoalcohols, i.e. the formation of water by-product[77]. Therefore, most of the strategies proposed for the fabrication of acyclic carbonates may be transposed to diols substrates. However, the large diversity of substrates investigated in the scientific literature to produce cyclic carbonates from diols made the finding of guidelines difficult to summarize and rationalize the results. This may confer to the reader of the following sections the perception of a lack of coherence in the manuscript.

## II-2-a-i) Dehydrative condensation

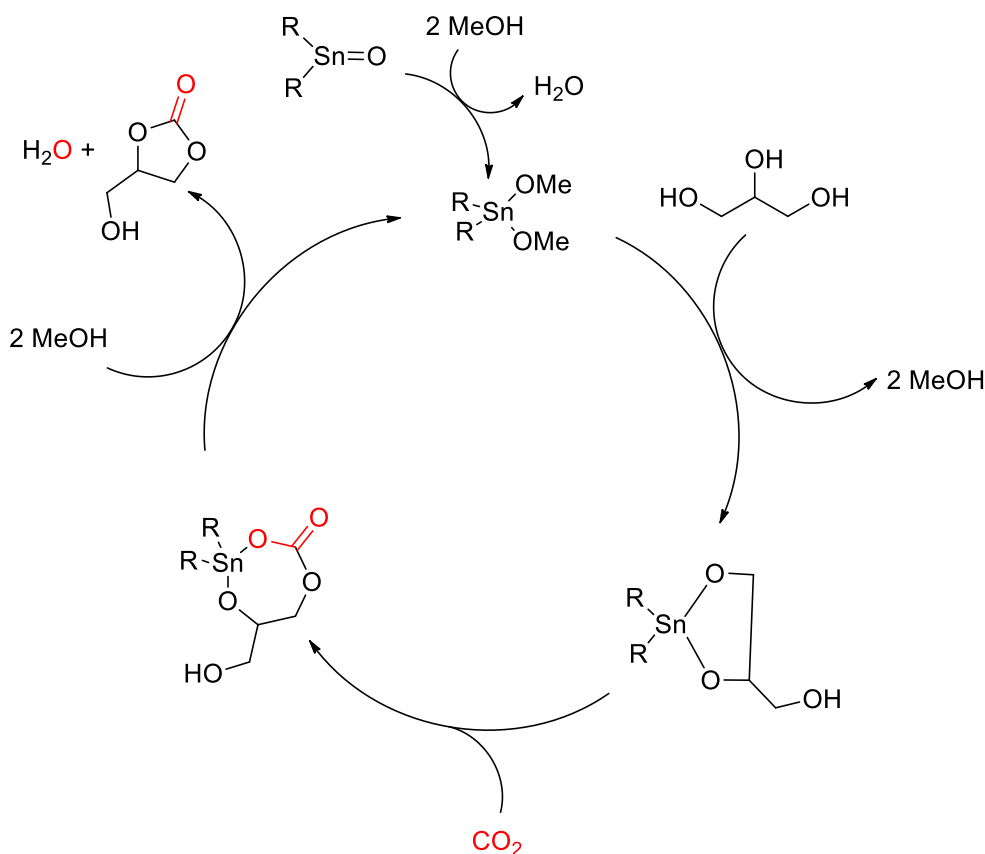
**Physical drying systems:** Glycerol, a waste bio-based polyol from the production of biodiesel, was converted by Aresta *et al.* into glycerol carbonate with CO<sub>2</sub> via the dehydrative condensation approach. By using n-Bu<sub>2</sub>Sn(OCH<sub>3</sub>)<sub>2</sub> in combination with molecular sieves at 180 °C under 5 MPa CO<sub>2</sub> pressure, the cyclic carbonate was produced with a low yield of ~7 % in 15 h (see Scheme 11)[78].



**Scheme 11:** Synthetic pathway for the synthesis of glycerol carbonate from glycerol catalysed by n-Bu<sub>2</sub>Sn(OCH<sub>3</sub>)<sub>2</sub>. Adapted from [78].

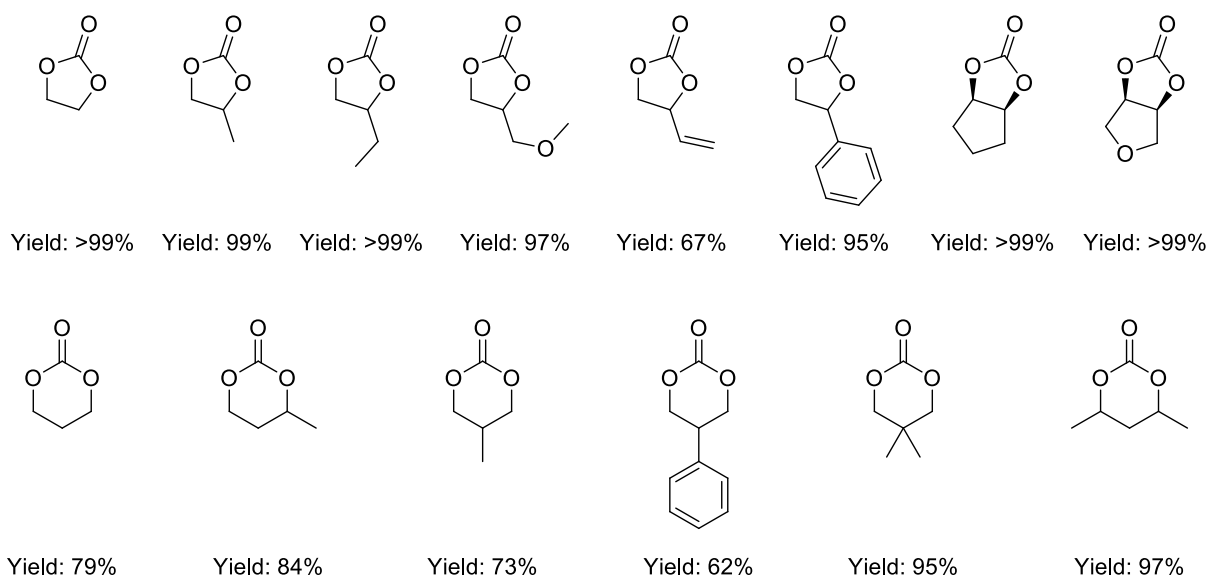
Switching to n-Bu<sub>2</sub>SnO was detrimental with glycerol carbonate yields that fell down to ~3%. The catalytic activity of n-Bu<sub>2</sub>SnO could be enhanced by the addition of methanol[41]. Glycerol carbonate was obtained selectively with a yield of 35 % in 4 h with 13X Zeolite as the dehydration agent, at 120 °C under 13.5 MPa CO<sub>2</sub>. It was postulated that methanol played a dual role. It acted as a solvent providing a homogeneous reaction mixture. Methanol also transformed *in-situ* Bu<sub>2</sub>SnO into the more active n-Bu<sub>2</sub>Sn(OCH<sub>3</sub>)<sub>2</sub> catalyst. The catalytic cycle involved is presented in Scheme 12. This protocol was extended to the selective synthesis of ethylene carbonate and propylene carbonate from ethylene glycol and propylene glycol, respectively, in good yields (61 % and 42 % respectively), using zeolite as drying system[79].





**Scheme 12:** Catalytic cycle for the synthesis of glycerol carbonate from glycerol and  $CO_2$  using  $n-Bu_2Sn(OCH_3)_2$  as catalyst. Adapted from [41]

**Reactive dehydrative systems:** The activity of dual catalysts mixing a metal oxide ( $ZrO_2$ ,  $Al_2O_3$ ,  $TiO_2$ , polyhedral  $CeO_2$  or  $ZnO$ ) with 2-cyanopyridine was evaluated for the synthesis of glycerol carbonate from glycerol and  $CO_2$  ( $T = 170\text{ }^\circ C$ , 10 MPa of  $CO_2$  for 12 h). Benchmarking of the glycerol carbonate yields evolving from  $\sim 10.4$  to 14.2 % enabled to classify the catalysts regarding their activity in the order  $ZrO_2 \sim Al_2O_3 < TiO_2 < ZnO < CeO_2$ . In the quest for the optimization of the glycerol carbonate production, the influence of the reactive desiccant on the reaction was evaluated with polyhedral  $CeO_2$  and revealed that replacing 2-cyanopyridine by 3- or 4-cyanopyridine and acetonitrile was detrimental with yield below  $\sim 1$ -5 %. The crucial role of the  $CeO_2$  crystallinity[30] on the catalytic performances was also highlighted. Mesoporous  $CeO_2$  or nanocubes displayed the lowest efficiency with similar glycerol carbonate yields of  $\sim 10.3$  %.  $CeO_2$  nanorod and nanowires increased the cyclic carbonate yields to  $\sim 13$  %. Then,  $CeO_2$  with polyhedral crystallinity remained the most effective catalyst[80]. Tomishige *et al.* further extended the substrate scope to other mono- or di-substituted vicinal or 1,3-diols using the  $CeO_2/2$ -cyanopyridine catalytic system ( $T = 130$ - $150\text{ }^\circ C$ ,  $P_{CO_2} = 5$  MPa,  $t = 1$ -8 h). Remarkably, the corresponding substituted 5-membered and 6-membered cyclic carbonates were synthesized in good to excellent yields (from 62 % to 99 % for 14 examples)[81], demonstrating the versatility of such systems (see Scheme 13).

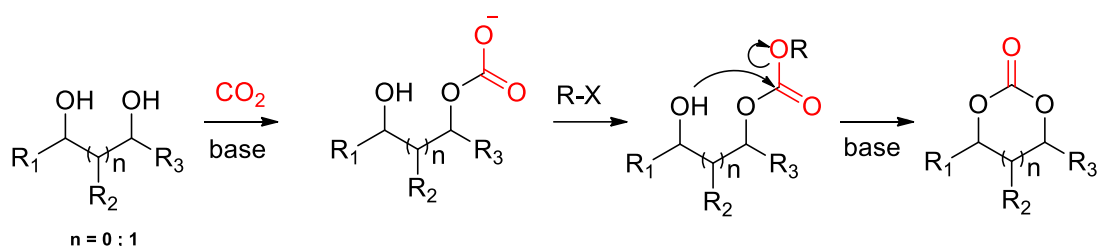


**Scheme 13:** Library of affordable 5- and 6-membered cyclic carbonates obtain with the dual  $\text{CeO}_2$ /2-cyanopyridine system. Adapted from [81]

As 2-cyanopyridine is rather expensive and used in large excess, acetonitrile was also considered as a more affordable solvent and dehydration agent. In combination with organic base such as TBD (2.5 mol%), propylene carbonate could be synthesized with yields up to 22.5 % but with a low selectivity of 60.3 % [82], due to side-reaction of propylene glycol with the hydrolysis product of acetonitrile, namely acetic acid (ammonia is also generated). Ammonium carbonate  $(\text{NH}_4)_2\text{CO}_3$  was found to considerably increase the selectivity toward propylene carbonate, by preventing the decomposition of acetamide into ammonia and acetic acid. However, the yield was lowered to 15.6 %, due to decomposition of  $(\text{NH}_4)_2\text{CO}_3$  into  $\text{NH}_4^+$  which inhibits the hydrolysis of acetonitrile.

#### II-2-a-ii) Cyclic carbonates synthesis by the leaving group strategy or alkylation route

Alike acyclic carbonates (Section II-1-b) and II-1-c), strategies utilizing bases and alkyl or aryl halides R-X as co-reagents to bypass the formation of water were extended to the  $\text{CO}_2$  fixation onto vicinal or 1,3-diols. Mechanistically, the hemi-carbonate ion formed by fixation of  $\text{CO}_2$  onto one OH moiety undergoes an alkylation by  $\text{S}_\text{N}2$  substitution with an alkyl halide. Then, the second OH group is involved in an intramolecular transcarbonation reaction promoting the ring closure of the molecule (see Scheme 14).

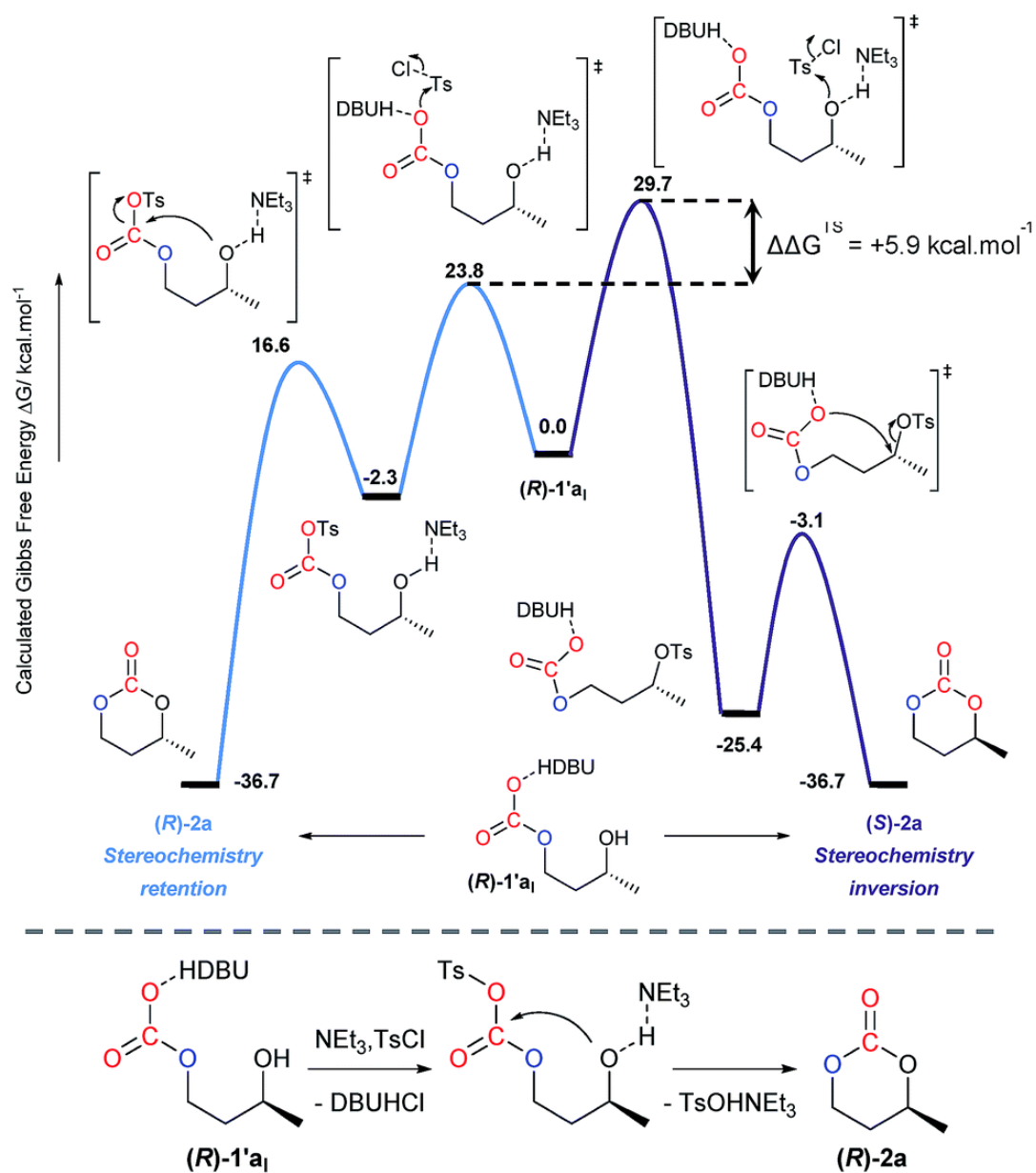


**Scheme 14:** General “leaving group” or “alkylation” strategy to obtain cyclic carbonates from diols

Organic systems combining DBU with  $\text{CH}_2\text{Br}_2$  or  $\text{BuBr}$  as alkylation agent and ionic liquid  $\text{bmimPF}_6$  or  $\text{CH}_2\text{Cl}_2$  as solvents promoted the formation of a large diversity of (substituted) 5- and/or 6-membered cyclic carbonates (glycerol, styrene, propylene, *cis*-cyclohexene, trimethylene... carbonates) under mild operative conditions ( $T = 25\text{--}70\text{ }^\circ\text{C}$ ,  $P_{\text{CO}_2} = 0.1\text{--}1\text{ MPa}$ ,  $t = 18\text{--}24\text{ h}$ )[62,83] and yields ranging from 60 to 90 %. Unfortunately, when diols are chosen as substrates to fix  $\text{CO}_2$ , the carbonation of both alcohol moiety followed by double alkylation drives the concomitant formation of an acyclic bis-carbonate by-product. The competition between the mono- and double carbonations seems dependant on both the substrate and the nature of the base. A second difficulty lies in the formation of a second type of acyclic carbonates. Upon cyclisation, an alcoholate group is released in the reaction medium. This species is then capable to fix one molecule of  $\text{CO}_2$  and react via  $\text{S}_{\text{N}}2$  with the alkyl halide co-reagent to form a (reactive) linear dialkyl carbonate. Inspired by these works, Buchard *et al.* introduced the utilization of highly reactive tosyl chloride (TsCl) as co-reagent in combination with organic bases to promote the fixation of  $\text{CO}_2$  onto 1,3-diols[84]. TsCl reacts easily with *O*-nucleophiles to form a tosylate known to be a very good leaving group[85]. However, TsCl is not compatible with DBU and spontaneously form a  $[\text{DBUTs}]\text{Cl}$  salt so that a sequential procedure was engineered to fabricate the 6-membered cyclic carbonates. Firstly, the carbonation of one of the 2 alcohol moieties by  $\text{CO}_2$  fixation was promoted by using 1 equivalent of DBU. Once all the DBU was reacted, TsCl and TEA were introduced to perform the intramolecular cyclisation. A mechanistic proposal was proposed by DFT calculations and supported by carbonation experiments of optically active diols. Similarly to what was proposed with alkyl or aryl halides, TsCl reacted preferentially with the generated anionic carbonate than with the remaining alcohol moiety, with stereochemistry retention exclusively (see Scheme 15). Such approach enabled the synthesis of up to ten 6-membered cyclic carbonates from substituted 1,3-diols with moderate to good isolated yields at room temperature with atmospheric pressure of  $\text{CO}_2$  in chloroform.

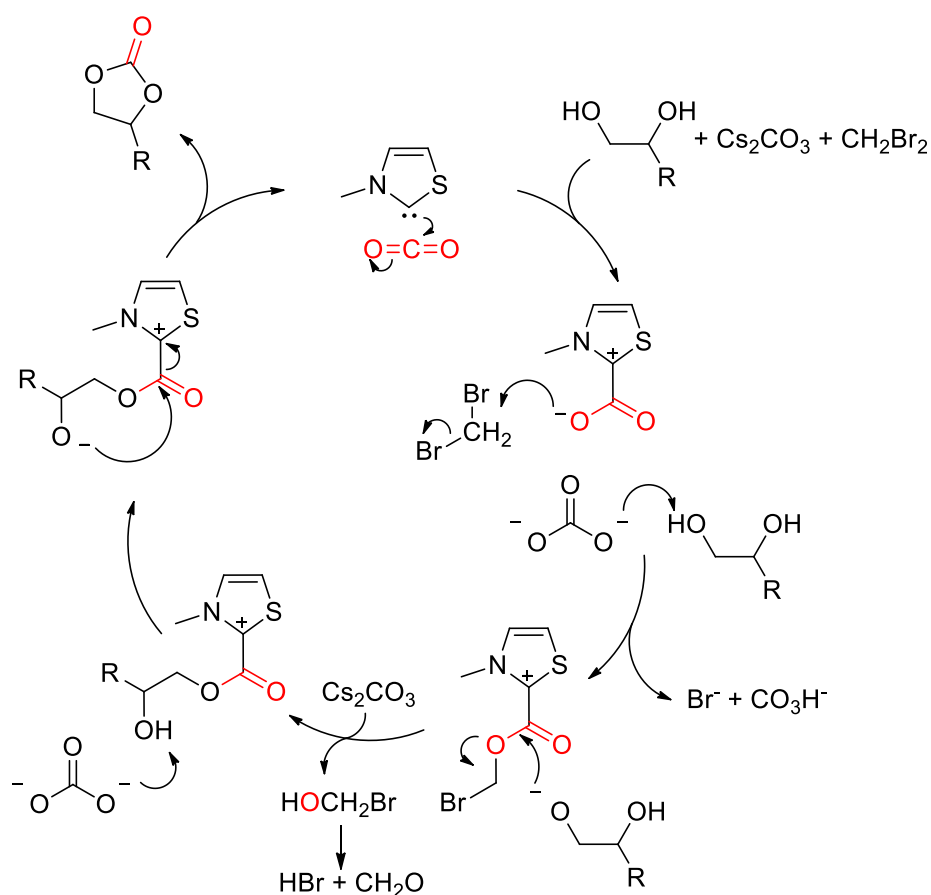
Later, the same group decoupled the reaction and investigated in details the influence of various tertiary amines and the solvent on the carbonation step of neopentyl glycol[86]. With less-toxic acetonitrile instead of chloroform, 1 eq of DBU afforded 85 % of  $\text{CO}_2$  insertion with a mono:double carbonation ratio of 59:41. 2,2,6,6-Tetramethylpiperidine (TMP) and TEA showed very low  $\text{CO}_2$  insertion of 2 % and 4 % respectively, but with a 100 % selectivity toward monoinsertion. No carbonation was observed with pyridine.

In accordance with these results, they adapted their synthetic procedure in a one-pot/one-step fashion by utilizing TsCl (1eq) with TEA or TMP as the base (2eq) for the carbonation of 1,x-diols (with x= 2-4) including challenging tri- or tetrasubstituted substrates. The non-nucleophilic character of these organic bases allowed the simultaneous addition of TsCl and the base without undesirable side quaternization of the amine. 5-, 6- or even 7-membered cyclic carbonates were fabricated with excellent isolated yields by this simple approach, with similar or even better yields than those reported by the phosgene route. Nevertheless, with 1,4-diols, non-negligible amount of oligomers were noted, possibly due to the poor stability of 7-membered cyclic carbonates in basic conditions or a competition between the cyclization and the polymerization.

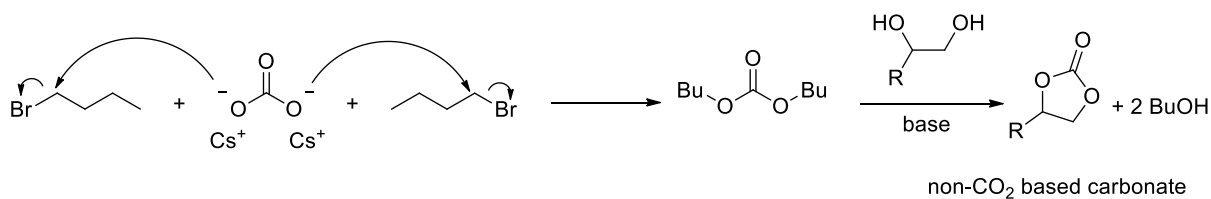


**Scheme 15:** Computational study for the synthesis of 6-membered cyclic carbonate from a diol using the DBU/TsCl system. G. L. Gregory, M. Ulmann and A. Buchard, *RSC Adv.*, 2015, 5, 39404 - Published by The Royal Society of Chemistry.[84]

N-heterocyclic carbenes (NHC) are known to activate  $\text{CO}_2$  under the form of imidazolium carboxylates[87,88] and can be used in combination with a base and an alkylating agent to form cyclic carbonates from diols. Dyson *et al.* illustrated how thiazolium carbene (20 mol%) generated *in-situ* by  $\text{Cs}_2\text{CO}_3$  (3 eq) promoted the formation of styrene carbonate (yield of 61%) when used in combination with 2 eq. of BuBr ( $T = 90^\circ\text{C}$ , 0.1 MPa of  $\text{CO}_2$  in DMF)[89]. The authors suggested two competitive mechanisms leading both to cyclic carbonates. In the first one,  $\text{CO}_2$  was activated via the formation of thiazolium carboxylate diadduct that attacked the alkyl halide R-X through nucleophilic substitution forming a carbonate ion. Deprotonation of an alcohol moiety by the base allows transesterification on this carboxylate with  $\text{RO}^-$  as the leaving group. The cyclisation is promoted with a second equivalent of base (Scheme 16). In the second plausible mechanism, dibutyl carbonate could be formed from the reaction of  $\text{CO}_3^{2-}$  with BuBr. Then, an oxidative carboxylation occurs by reaction between the diol and dibutyl carbonate to produce the cyclic carbonate. In this case,  $\text{CO}_2$  did not participate to the carbonation of the diol (Scheme 17). The validity of this hypothesis was supported by the formation of the cyclic carbonate even in the absence of  $\text{CO}_2$  as the cyclic carbonate yield considerably decreased, but was still significant (25 %).



**Scheme 16:** Mechanism proposed for the formation of cyclic carbonates from diols catalysed by ionic liquids and  $\text{Cs}_2\text{CO}_3$  in the presence of alkyl halides. Adapted from [89].



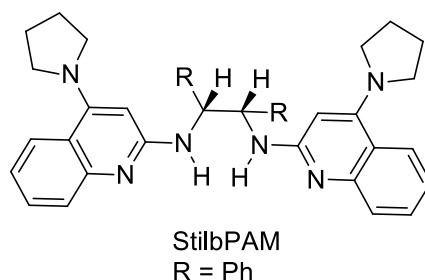
**Scheme 17:** Competitive pathway for the formation of carbonate linkages leading to non-CO<sub>2</sub> based cyclic carbonates. Adapted from [89]

### II-2-b) Synthesis of cyclic carbonates from allyl alcohols

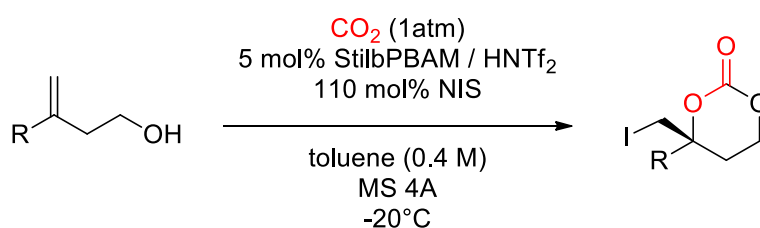
Pioneer work by Cardillo *et al.* in 1981 demonstrated the efficiency of allyl alcohols as valuable substrates for the formation of cyclic carbonates with CO<sub>2</sub>[90]. In their study, various 5- and 6-membered cyclic iodocarbonates were synthesized from allylic and homoallylic alcohols and CO<sub>2</sub>, using *n*-butyllithium as a base and I<sub>2</sub> as a promotor for cyclisation. Functionalization of the double bond by I<sub>2</sub> is highly regioselective, which allows the formation of the product in very good yields under mild conditions (CO<sub>2</sub> bubbling in THF ; T = 25 °C, t = 12 h). With an alcohol/iodine/base molar ratio of 10/20/6.6, various 5-membered cyclic iodocarbonates were obtained from primary, secondary and even tertiary allylic alcohols in moderate to good yields (60 - 90 %). 6-membered cyclic iodocarbonates were also obtained from primary and secondary homoallylic alcohols in yields ranging from 72 % to 80 %. The generated iodocarbonate could be converted into iodine-free carbonate by treatment with Bu<sub>3</sub>SnH. Conversion of homoallylic alcohols into 6-membered cyclic iodocarbonates was also investigated using N-iodosuccinimide as the iodine agent (1.1 eq with regard to the alcohol)[91]. The catalytic system used relies on a Brønsted acid/base bifunctional salt with best results using pyrrolidine-substituted bis(amidine) incorporating *trans*-stilbene diamine (StilbPBAM, see Scheme 18) as the base and triflimidic acid HNTf<sub>2</sub> as the acid. Good to excellent yields were obtained for a large substrate scope of primary homoallylic alcohols in toluene at -20 °C with CO<sub>2</sub> bubbling (Scheme 19). High enantiomeric excess were observed in most of the cases. Molecular sieves were added to prevent deactivation of the catalyst in presence of water and CO<sub>2</sub>. The use of an acid is assumed to stabilize the CO<sub>2</sub>-alcohol adduct.

To overcome the use of toxic or expensive iodinating agents, Minakata *et al.* proposed the use of <sup>t</sup>BuOI, which can be generated *in-situ* from <sup>t</sup>BuOCl and NaI, for the conversion of allylic and homoallylic alcohols into 5 and 6-membered iodocarbonates[92]. In this case, <sup>t</sup>BuOI abstracts the proton of a weak acid that is replaced by an iodine atom. The thermodynamically disfavoured synthesis of alkylcarbonic acid from the CO<sub>2</sub>/alcohol coupling can then be turned into highly reactive iodinated intermediate which cyclisation is promoted by the presence of the double bond (Scheme 20). Thus, if the alkylcarbonic acid could be trapped in some way, the equilibrium should be displaced toward the formation of cyclic iodocarbonates. This proposed mechanism should be consolidated with more

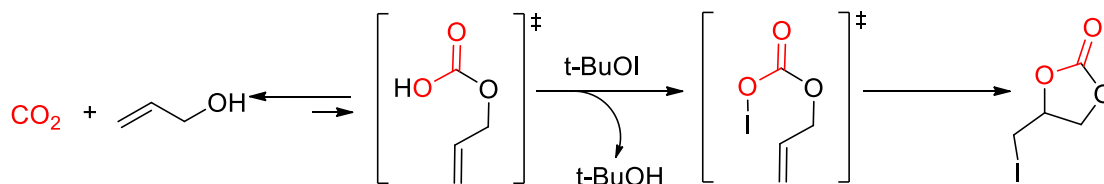
theoretical and experimental studies. The substrate scope proved the efficiency of this non-catalytic method, affording cyclic carbonate scaffolds with good yields (from 57 % to 93 %) when 2eq of <sup>t</sup>BuOI are used at -20 °C with CO<sub>2</sub> bubbling.



**Scheme 18:** StilbPAM structure as the base for Brønsted acid/base bifunctional salt used in the synthesis of iodocarbonates from allyl alcohols.



**Scheme 19:** Example of iodocarbonate synthesis from allyl alcohol using Brønsted acid/base bifunctional salt catalysts and N-iodosuccinimide as the iodinating agent. Adapted from [91].



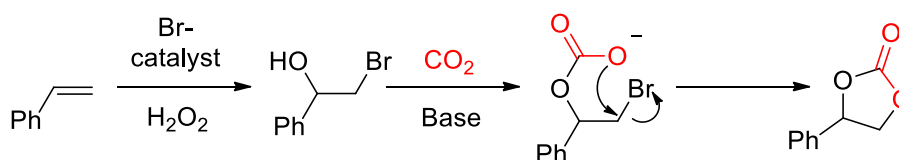
**Scheme 20:** Proposed mechanism for the formation of iodocarbonate from allyl alcohol using t-BuOI as iodinating agent. Adapted from [92]

### II-2-c) Synthesis of cyclic carbonates from halohydrin

A more direct route for the synthesis of 5- and 6-membered cyclic carbonates is the use of  $\beta$ - and  $\gamma$ -halohydrins in combination with a base (1.1 eq) and CO<sub>2</sub>. Ethylene carbonate and trimethylene carbonate are examples of scaffolds obtained from 2-chloroethanol and 3-chloropropanol by this approach providing excellent yields (> 95 % yield by simple bubbling of CO<sub>2</sub> at 40 °C)[85]. The proposed mechanism is quite simple. Cs<sub>2</sub>CO<sub>3</sub> deprotonates the alcohol to form an alcoholate that fixes CO<sub>2</sub>. Then, the ring-closure occurs by intramolecular nucleophilic substitution with Cl<sup>-</sup> as the leaving group. Less reactive base such as K<sub>2</sub>CO<sub>3</sub> afforded a lower carbonate yield (54 %), as well as the more reactive KO<sup>t</sup>Bu (20 %), once again highlighting the excellent properties of cesium for these reactions. Slightly lower yields were obtained when replacing 2-chloroethanol with 2-bromo or 2-iodoethanol. Interestingly,

when tosylate OTs substituent was used instead of an halide, the corresponding cyclic carbonate was also obtained in very good yields for a range of substrates (from 65 % to 95 %). When ( $\pm$ )-3-chloro-1,2-propanediol was used as the substrate, exclusive formation of glycerol carbonate was observed, demonstrating the excellent selectivity of this reaction. As  $K_2CO_3$  is a cheaper and more affordable base than  $Cs_2CO_3$ , Wang *et al.* investigated the effect of additives on the formation of cyclic carbonate from halohydrins and  $CO_2$  with  $K_2CO_3$ [93]. With Poly(ethylene glycol) of  $M_n = 400$  g/mol (PEG-400), styrene carbonate, propylene carbonate, ethylene carbonate and chloromethyl-ethylene carbonate were formed quantitatively after 3 h at 50 °C under 2 MPa  $CO_2$  pressure using 0.5 eq of  $K_2CO_3$ . The more challenging cyclohexene carbonate was obtained with 72 % yield in the same conditions. The role of the additive was assumed to coordinate potassium cations favouring the salt dissociation in the medium and thus increasing the basicity of  $K_2CO_3$ . Non-nucleophilic basic ionic liquids tested for the synthesis of linear carbonates by Goodrich *et al.* were also tested on 3-bromopropanol and 2-chloroethanol, successfully producing ethylene carbonate and trimethylene carbonate in good yields (> 90 %) with excellent selectivity toward cyclic products[61].

As halohydrins are not widely available and are generally synthesized from oxidation of olefins, a one-step synthesis from terminal alkenes was proposed by Li *et al.*[94] (Scheme 21). This method relies on the *in-situ* generation of bromohydrin using water as both the solvent and oxidation agent, N-bromosuccinimide as the bromination agent (1 eq) and DBU as the base (2 eq) for the  $CO_2$  fixation onto the generated alcohol. 5-membered cyclic carbonates could be obtained in moderate to excellent yields after few hours of reaction at 60 °C under 2 MPa  $CO_2$  pressure. From these results, a catalytic process was then envisioned since bromide ion can be oxidised back to bromination agents under oxidative conditions, thus being able to perform a catalytic cycle for the *in-situ* generation of bromohydrin from olefins [95]. Hydrogen peroxide was used to regenerate the bromination agent. Several bromination agents were tested, and the best results were obtained with tetrabutylammonium bromide or NaBr. Styrene carbonate could be obtained at 70 % yield using an olefin/base/bromination agent molar ration of 1.5/0.2/0.15 after 15 h at 50 °C under 2 MPa of  $CO_2$  pressure.

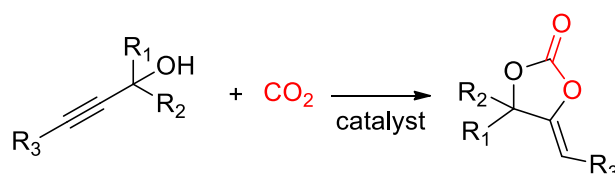


**Scheme 21:** Synthetic strategy to obtain cyclic carbonates from terminal alkenes via *in-situ* generation of halohydrin. Adapted from [96]



### II-2-d) Synthesis of cyclic carbonate from propargylic alcohols

The carboxylation coupling of propargylic alcohols with CO<sub>2</sub> is highly attractive. This 100% atom economy synthetic pathway provides organic cyclic carbonates that slightly differ from conventional cyclocarbonate scaffolds by the presence of an additional exovinylene moiety (Scheme 22). A large diversity of catalysts has been reported to promote this reaction. These catalysts have to fulfil a dual role: the activation of the alcohol moiety or CO<sub>2</sub> activation to facilitate the carbonation step, and the activation of the triple bond to drive the intramolecular cyclisation and ring formation. The chemical structure of the substrate also strongly influences the formation of the cyclic scaffold. The carboxylative cyclization of tertiary propargylic alcohols is driven by the presence of 2 alkyl groups that facilitate the ring closure via the Thorpe Ingold effect. Until now, the carbonation of secondary or primary propargylic alcohols remains very challenging.

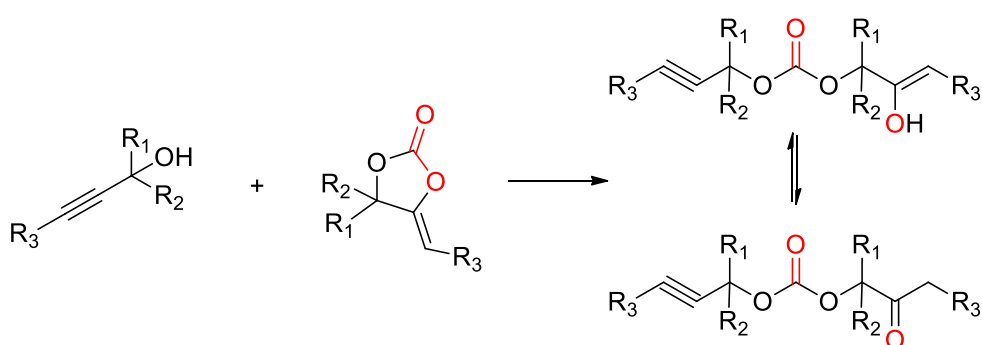


**Scheme 22:** Synthesis of exovinylene cyclic carbonates from the coupling of propargylic alcohols and CO<sub>2</sub>.

Organocatalysts like organophosphorous compounds such as trialkyl- or triphenyl-phosphine can catalyse the carboxylation of propargylic alcohols in supercritical CO<sub>2</sub> (P<sub>CO<sub>2</sub></sub> = 10 MPa and T = 100 °C). With low (nBu)<sub>3</sub>P loading of 5 mol% which appears to be the most efficient phosphine, internal and terminal tertiary propargylic alcohols were converted into the corresponding exovinylene cyclic carbonate (also called α-alkylidene cyclic carbonate) in very good yields (up to 11 examples in the range of 64-99 % yield)[97]. For internal propargylic alcohols, products with olefins of (Z)-configuration were observed exclusively. The plausible mechanism suggested by the authors proposed a possible phosphine-CO<sub>2</sub> adduct formation in supercritical conditions that would help CO<sub>2</sub> insertion. Attempts to obtain optically active cyclic carbonates with chiral phosphine proved its efficiency[98]. Phosphorous ylides were also investigated as they are known to form an adduct with CO<sub>2</sub> thanks to the work of Matthews *et al*[99]. Internal tertiary propargylic alcohols could be converted into exovinylene cyclic carbonates in good yields at 80 °C under atmospheric pressure of CO<sub>2</sub>.

N-heterocyclic carbenes (NHC) also catalyse successfully the carboxylation of propargylic alcohols in a similar manner, with typical imidazolium-2-carboxylates as intermediate in the CO<sub>2</sub> fixation. Exovinylene cyclic carbonates were obtained under supercritical conditions or milder conditions (P<sub>CO<sub>2</sub></sub> = 4.5 MPa, T = 60 °C ) in good yields[100]. To enhance the CO<sub>2</sub> activation, N-heterocyclic olefins (NHO) such as ketene aminals are good candidates since they display a highly polarized C=C bond that can act as a nucleophile, while stabilizing a positive charge due to electron delocalisation via the heterocycle. After kinetic

considerations, terminal and internal tertiary propargylic alcohols were successfully converted into the corresponding exovinylene cyclic carbonate in good yields (from 50 % to 98 % for 7 examples) using 5 mol% of NHO at 60 °C under 2 MPa of CO<sub>2</sub> pressure in neat conditions. Although NHO/CO<sub>2</sub> adduct occurs, increasing CO<sub>2</sub> solubility in the reaction media via its fast sequestration, computational studies suggest a mechanism based on OH activation (hemi-carbonate ion formation) rather than nucleophilic attack of the alcohol moiety on the NHO/CO<sub>2</sub> adduct[101,102]. In this case, the *in-situ* generated [NHOH]<sup>+</sup>[RCO<sub>3</sub>]<sup>-</sup> species is more reactive compared to the analogue when NHC are used. Moreover, NHO are less basic than NHC, which limits possible side reactions such as ring-opening of the exovinylene cyclic carbonate by the unreacted propargylic alcohols (see Scheme 23) which is promoted by formation of a [NHO]<sup>+</sup>[RO]<sup>-</sup> ionic pair[103].



**Scheme 23:** Undesired side-reactions of ring-opening of exovinylene cyclic carbonates by unreacted propargylic alcohols.

Amidines and guanidines are efficient promoters for the carboxylation of CO<sub>2</sub> onto alcohols. These organic superbases have been tested with propargylic alcohols by our group [104]. Mechanistic and kinetic studies were conducted to better understand side reactions (see Scheme 23) and disparities in selectivities. Optimal conditions of 100 °C and 3 MPa CO<sub>2</sub> pressure in acetonitrile led to quantitative conversion of terminal tertiary propargylic alcohol with 7-methyl-1,5,7-triazabicyclo[4.4.0]dec-5-ene (MTBD) as catalyst (5 mol%). By tuning the reaction time, the best selectivity of 80 % toward the exovinylene cyclic carbonate was observed. Replacing MTBD by TBD led to the formation of an oxo-alkyl carbonate (resulting from the ring-opening of the exovinylene carbonate by unreacted propargylic alcohol) with a selectivity above 85 %. This arose from the capability of TBD to act both as a base and a proton donor, as justified by DFT calculations.

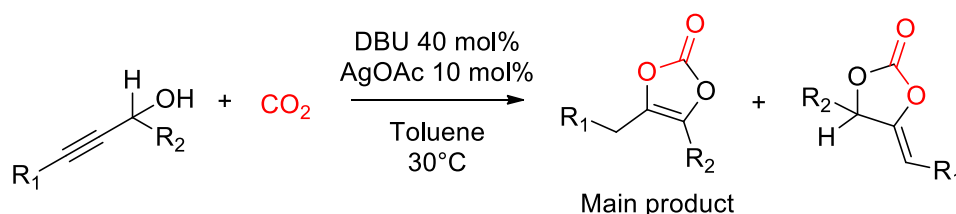
Basic organic salts and ionic liquids with easy tunable structure and basicity by changing both the anion and the cation structure were then investigated as cheap catalysts to selectively design exovinylene cyclic carbonates. The use of ionic liquid also offer the benefit of increasing the CO<sub>2</sub> solubility within the reaction medium, which is favourable for the fast and selective coupling of CO<sub>2</sub> with propargylic alcohols substrates. Excellent results were obtained with alkylammonium salts displaying basic counter anions such as acetate, azide, phenolate, isocyanate... with almost quantitative formation of exovinylene cyclic carbonate after 8 h at 80 °C and 3 MPa CO<sub>2</sub> pressure in neat conditions [105]. Deeper investigations on

the influence of the cation-anion pair of the organic salts were later described by our group. Within the range of tested catalysts, the optimum activity was found for a controlled ionic pair separation made of sterically hindered cations (ideally ammonium or phosphonium cations tetrabutyl chains), and basic anions with pKa of  $\sim 4.5$  -9 to promote the reaction without detrimental effects on the selectivity[106]. Several terminal tertiary propargylic alcohols were successfully converted, as well as bifunctional alkynols to produce quantitatively bis-cyclic carbonates that are useful monomer entering in the fabrication of world-class relevant polymers, i.e. poly(thio)carbonates and polyurethanes[107]. Azole-anion based aprotic ionic liquids such as tetrabutylphosphonium/2-methyl Imidazole, tetrabutylammonium phenolate, phosphonium levulinate... are just few examples of ionic liquid that proved their efficiency to convert various terminal tertiary propargylic alcohols into their corresponding cyclic carbonate, generally under non-demanding conditions ( $P_{CO_2} = 0.1$ -5 MPa,  $T = 25 - 80$  °C,  $t = 1$  to 24 h)[108,109].

Copper-based catalysts. The use in synergy of metal salt with a base or basic ionic liquids/salts represents an elegant method to boost the catalytic performances while providing the selective formation of exovinylene cyclic carbonates. The benefits of using these binary catalyst is assigned to the dual activation of the alcohol substrate, i.e. the OH activation by the base, ionic liquid or organic salt which facilitate the formation of a carbonate ion and the triple bond activation by interaction with the metal cation to favour the ring closure of the molecule. As selected examples, an ionic liquid with bio-derived levulinate anions combined to CuI provided series of exovinylene cyclic carbonates from terminal tertiary propargylic alcohols[110] with excellent yields from 80 % to 99 % just at 25°C and 1 MPa of CO<sub>2</sub> in 4 h. CuI also operate in synergy with N,N-diisopropylethylamine at temperatures between 80-120 °C under 4 MPa CO<sub>2</sub> to provide series of cyclic carbonates with internal exocyclic olefin in Z configuration with yields from 43 % to 96 %[111]. Remarkably, this dual catalyst system also enable the conversion of a challenging terminal secondary alcohol ( $R_1 = H$  ;  $R_2 =$  isopropyl) with 95 % yield.

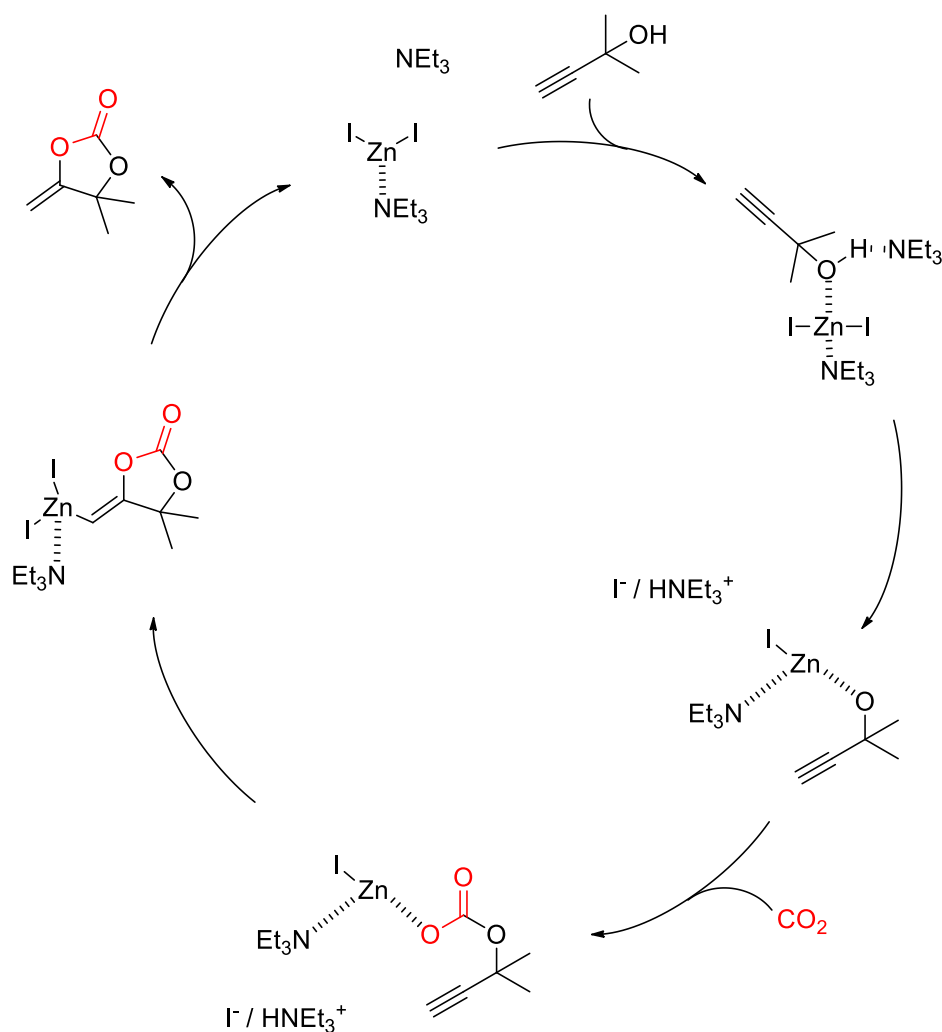
Silver-based catalysts. Alike copper salts, Ag salts which are by far the most widely used metal salts in the literature, have proven their utility in enhancing the efficiency of the catalyst. The pioneer work of Kikuchi *et al.* illustrated that terminal and internal tertiary propargylic alcohols were converted to cyclic carbonates in very good yields (up to 14 examples) using AgOAc as catalyst (10 mol%) and DBU (1 eq) as the base just at room temperature, under 1 MPa of CO<sub>2</sub> [112]. A more recent study showed a different selectivity for internal secondary propargylic alcohols by tuning the amount of base[113]. In this particular case, great selectivity toward vinylene carbonate was obtained when lowering the amount of DBU (0.4 eq instead of 1 eq), and presence of exovinylene carbonates was not observed (see Scheme 24). Other examples using silver-based catalysts such as AgI/OAc [114], silver sulfadiazine/Et<sub>4</sub>NBr[115], silver oxides with KI and carbenes[116] or silver nanoparticles supported by polymers[117-119] proved their efficiency for terminal or internal tertiary propargylic alcohols. To date, only Schaub *et al.* developed a remarkable

dual catalyst combining a silver salt with DavePhos ligand to synthesise exovinylene cyclic carbonate from challenging primary propargylic alcohols at room temperature and 2 MPa of CO<sub>2</sub> in acetonitrile[120]. In this study, the use of a bulky donor ligand (phosphine) provokes an angle compression of the alcohol substrate which mimics the Thorpe Ingold effect[121]. The versatility of this elegant catalytic system afforded a large portfolio of exovinylene cyclic carbonates with external or internal olefin (with exclusively Z configuration) from primary, secondary and tertiary substrates in very good yields from 65 % to 95 %.



**Scheme 24:** Selective synthesis of vinylene carbonates rather than exovinylene cyclic carbonates using DBU/AgOAc catalytic systems on secondary propargylic alcohols.

Zinc catalyst. Ma et al. reported the only zinc-based catalysts that provided good efficiency when associated to TEA for the carboxylative cyclization of terminal tertiary propargylic alcohols[122,123]. The ZnI<sub>2</sub>/NEt<sub>3</sub> binary catalyst operated at low temperature (30 °C) and 1 MPa of CO<sub>2</sub> and provided exclusively the desired cyclic carbonates scaffolds. The major weakness of this system arose from the high content of the Zn salt (20 mol%) and NEt<sub>3</sub> (200 mol%). The mechanistic insights through DFT calculation suggested that OH of the substrate was activated by formation of a propargylic alcohol-ZnI<sub>2</sub>-Net<sub>3</sub> complex which drove the formation of a carbonate ion. The Zn salt also took part in the ring closure step by interacting with the alkyne, facilitating the formation of the envisioned cyclic carbonate[124] (see Scheme 25).



**Scheme 25:** Catalytic cycle of the  $\text{ZnI}_2/\text{NEt}_3$  dual system for the carboxylation of tertiary propargylic alcohols to afford exovinylene cyclic carbonates. Adapted from [124]

### III) Strategies to afford $\text{CO}_2$ -based polycarbonates

#### III-1) Direct polymerization of $\text{CO}_2$ with diols

Designing polycarbonates (PC) by direct condensation of diols with  $\text{CO}_2$  faces the same bottlenecks as the synthesis of (a)cyclic carbonates, i.e. the formation of water as by-product and the proper activation of the OH moieties and/or  $\text{CO}_2$ . A second difficulty lies from the intrinsic structural features of the diols that is involved in the polymerization manifold. Indeed, the length and the nature of the spacer between both alcohol moieties are decisive: 1,2- and 1,3-diols are prone to the thermodynamically favoured formation of 5- and 6-membered cyclic carbonates, whereas longer spacer or vicinal diols inducing the formation of constrained cyclic carbonate substrates would drive the formation of oligomers or even polymers.

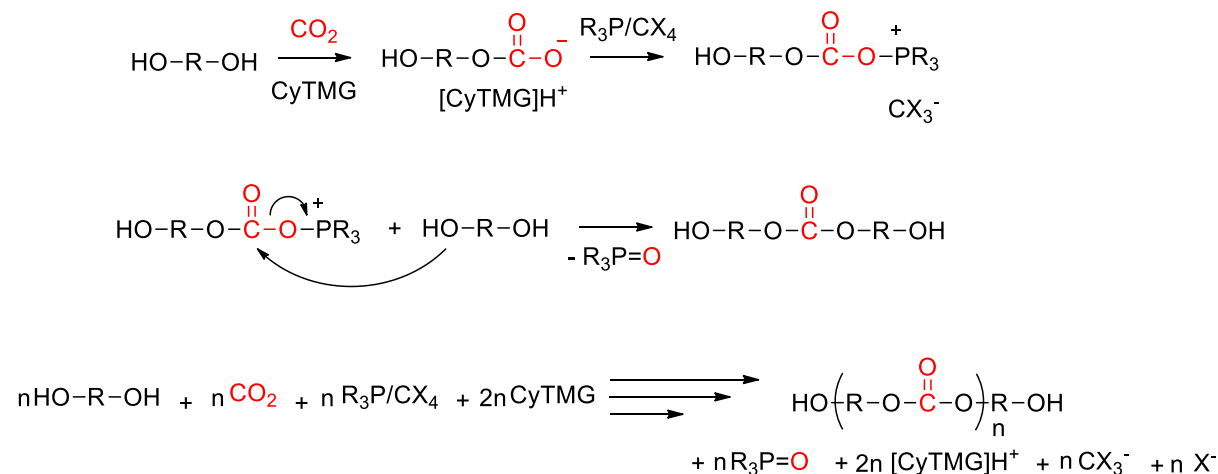
### III-1-a) Direct copolymerization by dehydrative polycondensation

The only relevant catalytic system to fabricate polycarbonates from the direct carboxylative coupling of diols with CO<sub>2</sub> was proposed by Tomishige *et al*[125]. The synergistic utilization of CeO<sub>2</sub> with excesses of 2-cyanopyridine, that was already good performing in synthesizing cyclic carbonates from 1,2- and 1,3-diols, was naturally extended to the dehydrative polycondensation of various 1,x-diol substrates (with x > 3). Aliphatic C<sub>4</sub>–C<sub>10</sub> α,ω-diols provided the corresponding polycarbonates with microstructures free of ether defects in 8 h at 130 °C and 5 MPa of CO<sub>2</sub>. However, the polymer chains displayed low molar masses ( $M_n \sim 1,650$  g/mol). With diols of rigid structure such as 1,4-Cyclohexanedimethanol and 1,4-benzenedimethanol, oligomers with  $M_n$  of only 500 – 600 g/mol were obtained, while with the dimethyl-substituted 2,5-Dimethyl-2,5-hexanediol, no polymer was formed. To surpass these bottleneck, the same group evaluated the influence of other nitriles desiccants while, at the same time, deepening the structural characterization of the polymers. Switching from 2-cyanopyridine to 2-furonitrile enabled the fabrication of polycarbonates with  $M_n$  up to 3,900 g/mol from 1,6-hexane diol with a ten-fold excess of nitrile (compared to the diol) at 130 °C under 5 MPa CO<sub>2</sub> pressure. The fine microstructural characterization of the polymers highlighted the presence of chain ends defects, causing termination reactions. The amide produced from the hydration of the cyano- derivatives was involved in a “transesterification” reaction with the hydroxyl chain ends to form a polycarbonate (PC) terminated by an unreactive ester moiety. This side reaction is accompanied by the formation of ammonia that provoked a scission of the PC. This released short dead chains end-capped by an unreactive amide moiety and a second hydroxyl-terminated PC fragment that was capable to further growth[126]. The design of the CeO<sub>2</sub> catalyst plays an important role on its activity. In this case, CeO<sub>2</sub> nanorods could enhance its activity toward the formation of polybutylene carbonate as its capacity to uptake CO<sub>2</sub> is increased, as well as its oxygen-vacancy sites[127].

### III-1-b) Direct copolymerization via alkylation

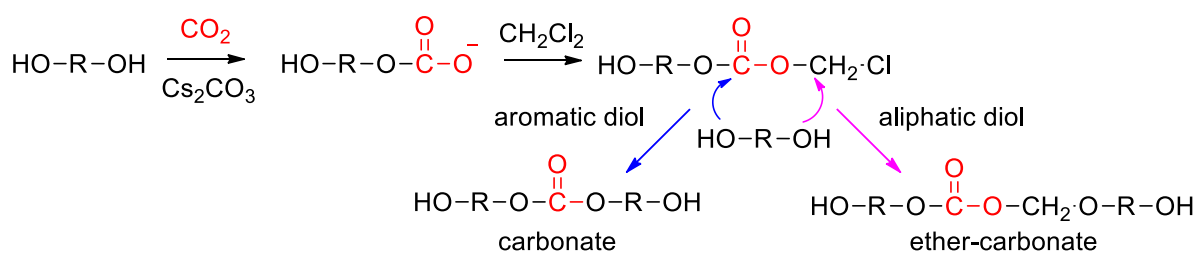
The polycondensation of CO<sub>2</sub> with xylylene glycol using a base/CX<sub>4</sub>/R<sub>3</sub>P activating system is one of the pioneer work on the synthesis of PCs from diols[128]. Polymers with  $M_w$  up to 3,800 g/mol were fabricated with CBr<sub>4</sub> and n-Bu<sub>3</sub>P as polymerization promoters and N-cyclohexyl-N',N'',N''',N''-tetraethylguanidine (CyTMG) as the base at room temperature in DMF. Remarkably, PCs free of ether linkages defects were synthesized. The scope of diols was further extended to di(ethylene glycol) using Ph<sub>3</sub>P and CBrCl<sub>3</sub> to deliver the corresponding polycarbonate with  $M_n$  up to 6,000 g/mol[129]. Alike the synthesis of (a)cyclic organic carbonates, the polymerization manifold relied first on the CO<sub>2</sub> fixation onto the diol thanks to the OH activation by the base. The [R<sub>3</sub>P-CX<sub>3</sub>]<sup>+</sup>[X]<sup>-</sup> diadduct formed *in-situ* from the R<sub>3</sub>P/CX<sub>4</sub> dual system undergoes an ionic exchange with the generated RCO<sub>3</sub><sup>-</sup> species, leading to the [RCO<sub>3</sub>-PR<sub>3</sub>] intermediate. Then, the chain growth proceeded via successive

transcarbonation reactions with another diol molecule thanks to the good leaving group ability of the  $R_3P^+-O-$  fragment (see Scheme 26).



**Scheme 26:** Mechanism for the formation of polycarbonates from the polycondensation of diols and  $\text{CO}_2$  promoted by the CyTMG/ $\text{R}_3\text{P/CX}_4$  system

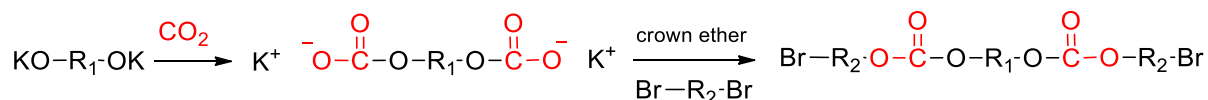
By a similar concept, Du and coworkers proposed a straightforward methodology to copolymerize various diols with  $\text{CO}_2$  by using  $\text{Cs}_2\text{CO}_3$  as the base (4 eq) and dichloromethane as co-reagent (6.2 eq) in NMP[130]. Interestingly, the nature of the diol dictates the microstructural feature of the polymer backbone toward either a polycarbonate or a poly(ether carbonate) which alternates carbonates and ether linkages. For benzylic diols such as 1,4-benzenedimethanol, a high conversion (> 99 %) was observed after 24 h at 100 °C and a polycarbonate with very few ether linkages was obtained (63.7 % yield ;  $M_n = 1,800$  g/mol). With the aliphatic 1,4-cyclohexanediol, the formation of a polymer ( $M_n = 5,000$  g/mol) with a pattern alternating ether and carbonate linkages representing 93 % of the structure was synthesized. The origin of the ether defects arises from side reactions on the chloromethylated intermediate. The polymerization mechanism is analogue to the one described for the cyclic carbonate formation from vicinal diols. An hemi-carbonate anion formed by  $\text{CO}_2$  fixation onto one alcohol moiety subsequently undergoes an alkylation reaction with dichloromethane. Then, depending on the diol, the chain growth occurs either via the carbonyl attack to provide a carbonate linkage or via the  $\alpha$ -methylene attack forming ether linkages (see Scheme 27). By using the DBU/ $\text{CH}_2\text{Br}_2/\text{bmimPF}_6$  ternary system, Jang and coworkers designed biorenewable PCs by copolymerization of a monosaccharide, i.e.  $\alpha$ -methyl D-glucopyranoside (MDG), with  $\text{CO}_2$ [131]. As most sugars, this polyol possesses both primary and secondary alcohols functions. As both type of alcohols display different reactivity, linear polyglycocarbonates with  $M_n$  up to 7,000 g/mol were fabricated without any protection steps of the hydroxyl moieties. The NMR structural characterization highlighted the absence of branching as the carbonate linkages mostly emanated from the C-6 primary alcohol and the C-3 or C-2 secondary hydroxyls.



**Scheme 27:** Competitive pathways between carbonyl attack (blue) and methylene attack (pink) for the formation of carbonate or ether linkages. Adapted from [130]

### III-1-c) Terpolymerization methods

To overcome the limitations brought by the formation of water for the direct diols/ $\text{CO}_2$  coupling, the terpolymerization approach utilizing dihalides as comonomers was pioneered by Ikeda *et al.* More precisely, diolate potassium salts generated from diols mixed with  $\alpha,\omega$ -dibromo compounds and crown ethers led to formation of polycarbonates under  $\text{CO}_2$  pressure in dioxane[132,133]. 18-crown-6-ether is believed to promote the ion separations of diolate salts by forming stable complexes with metal cations. The proposed mechanism relies on  $\text{CO}_2$  fixation onto the diolate, followed by the nucleophilic substitution of the dihalide by the carboxylate species (see Scheme 28). After experimental investigations, it appears that crown ethers don't play a key role for  $\text{CO}_2$  fixation onto the diolate, but they considerably increase the kinetic of nucleophilic substitution on dihalides. Interestingly, this pathway provided selectively polycarbonates chains free of any ether linkages.



**Scheme 28:** Terpolymerization synthetic pathway for the formation of polycarbonates using diolates and dihalides.

Later, this terpolymerization concept was revisited by Gnanou *et al.* using  $\text{Cs}_2\text{CO}_3$  as a base to generate the diolate[134]. As mentioned previously, the so-called “cesium effect” allows to increase the nucleophilicity of the reactive diolate anions which facilitates the fixation of  $\text{CO}_2$  and the nucleophilic attack of the carbonate ion onto the halide. The protocol was valid for dihalides with spacers of at least 4 carbons to prevent the risks of back-biting reactions causing the formation of cyclic carbonates by-products. Other bases like  $\text{K}_2\text{CO}_3$ , DBU and  $\text{Li}_2\text{CO}_3$  were found less effective. Under the optimum parameters ( $T = 100\text{ }^\circ\text{C}$ ,  $P_{\text{CO}_2} = 1\text{ MPa}$ ,  $t = 48\text{ h}$  and a diol:dihalide: $\text{Cs}_2\text{CO}_3$  ratio of 1:1.05:4) 97% of diols were converted into polycarbonates of  $M_n$  up to 22,000g/mol and PDI of 3.6. PC with excellent  $M_n$  up to 43,000 g/mol were design by proper selection of both aliphatic and aromatic diols and dihalides, as it is the case for the couple 1,6-hexanediol/1,4-bis(chloromethyl)benzene. More sterically hindered biorenewable isosorbide bearing two secondary alcohol was also successfully converted into the poly(isosorbide carbonate) ( $M_n = 18,000\text{ g/mol}$ ). Similarly, the terpolymerization of  $\alpha$ -methyl-2,3-di-O-methyl D-glucopyranoside (MDMG), a naturally



occurring monosaccharide, with dibromobutane or 1,4-bis(chloromethyl)benzene and  $\text{Cs}_2\text{CO}_3$  furnished PCs with  $M_n$  of 8,000 g/mol and 14,000 g/mol, respectively. To get deeper insights on the role of the dihalide structure, Bian *et al.* proposed a comparative study on the use of dihalomethanes and dihaloethanes [135]. As a general result, higher monomer conversions were noted for dihaloethanes than for dihalomethanes. In the case of dihaloethane, alternating polycarbonates incorporating both the diol and dihalide structure is more likely to happen.

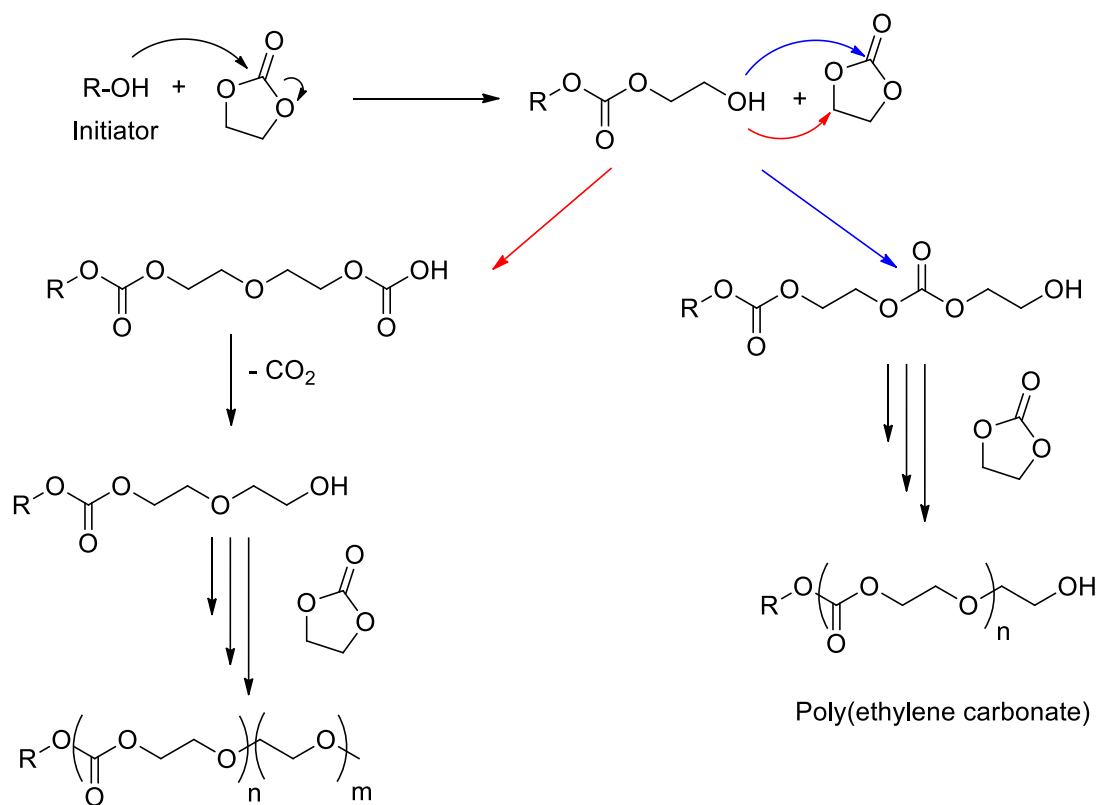
### III-2) Ring-opening polymerization of cyclic carbonates

As the synthesis of PC by direct copolymerization of alcohols with  $\text{CO}_2$  remains an elusive endeavour, one option to surpass these hurdles lies in the fixation of  $\text{CO}_2$  into cyclic carbonate structures that undergo facile ring-opening polymerization (ROP). This technique relies on a chain-polymerization mechanism[136] which allegedly brings accurate control of the polymer molar mass, dispersity and properties. Even though most of the studies on the synthesis of polycarbonates via ROP have been made on non- $\text{CO}_2$  based cyclic carbonates, the general principles also apply to  $\text{CO}_2$ -based cyclic carbonates (see section II-2) as they present identical structural features. Among them, the polymerization enthalpy is one of the key parameters to consider since it heavily depends on the ring size and its ring constraint. The following discussion will focus on the ROP of 5- and 6-membered cyclic carbonates as well as exovinylene cyclic carbonates as these substrates are well described in the literature[137].

#### *III-2-a) 5-membered cyclic carbonates*

5-membered cyclic carbonates undergo difficile ROP because of their high positive polymerization enthalpy[138,139]. However, by combining a high temperature of 170 °C with metal alkoxides catalysts such as dibutyltin dimethoxide, titanium tetrapropanolate or zirconium tetrabutanolate, polymers were obtained from ethylene carbonate with yields from 55 % to 100 % and  $M_n$  ranging from 3,000 to 22,000 g/mol. The structural elucidation of the polymers showed the typical features of poly(ethylene oxide-co-ethylene carbonate). Interestingly, the content of carbonate linkages could be controlled via the choice of the catalysts, and the incorporation of 50 mol% of ethylene carbonate units within the polymer backbone was achieved using dibutyltin dimethoxide (catalytic loading of 2 mol%). A careful investigation on the polymerization enthalpy and entropy to afford homopolycarbonates indicated that the formation of the cyclic monomer was more favoured than the polymerization itself. However, producing poly(ethylene oxide-co-ethylene carbonate) is slightly more favoured. In fact, the polymerization mechanism involves a  $\text{CO}_2$  loss to afford the ether repeating unit, which compensates the entropy loss and facilitates the formation of an alternating polymer. On the one hand, at 170 °C, an enthalpy of 112.5 kJ/mol was calculated for the formation of pure poly(ethylene carbonate). On the other hand, the same

polymerization enthalpy dropped to -11.7 kJ/mol for a random poly(ethylene oxide-co-ethylene carbonate). Deeper investigations on the mechanism for the ROP of ethylene carbonate were conducted by Storey and Hoffman[140] who highlighted the role of the catalyst, namely organotin catalysts and sodium stannate trihydrate catalysts. Alike the ROP of lactones[141,142], organotin complexes act both as initiators and catalysts for the ROP of ethylene carbonate. In the case of sodium stannate trihydrate, the use of a diol as an initiator was required. In both cases, the mechanism relies on nucleophilic attack of the initiator on the carbonyl of the cyclic carbonates, generating a reactive alcoholate moiety which will further attack another carbonyl group (Scheme 29, blue pathway). Due to the high polymerization enthalpy of this reaction, a competitive pathway (Scheme 29, red pathway) is also likely to occur, leading to formation of ether linkages driven by the loss of CO<sub>2</sub>. More insights were given by Clements[143] on the effect of the initiator's structure. As an example, aromatic alcohols involve a systematic CO<sub>2</sub> loss in the initiation step whereas aliphatic alcohols preferentially favour the formation of a carbonate linkage. Lee *et al.* also described the several hypothetical pathways for the formation of ether linkages in the ROP of ethylene carbonate, as well as possible depolymerisation processes by using KOH as initiator [144]. Other catalysts such as phosphazenes[145] or ZnEt<sub>2</sub>[146] were tested to design polymers by the ROP of various 5-membered cyclic carbonates. Both catalysts required high polymerization temperature (T = 180 °C) to display sufficient activity and only provided poly(ether-co-carbonates) with low carbonate content of 21 – 54 % and  $M_n$  of 4,300 - 14,000 g/mol. With ionic liquids, the ROP of ethylene carbonate proceeded at relatively low temperature (from 80 to 120 °C) but only afforded oligomers with low carbonate contents up to 34 %. Haba or Guillaume introduced an elegant concept based on the increase of their ring strain of 5-membered cyclic carbonates to construct ether-free PCs by direct ROP. A known example is the ROP of ethylene carbonate fused in a *trans* configuration onto a cyclohexane ring, i.e. *trans*-cyclohexane carbonate[147,148], whereas its *cis*- analogue does not polymerize[149]. The Zn(diphenolate) promoted ROP of this bicyclic monomer provided a pure isotactic poly(cyclohexene carbonate) with a  $M_n$  up to 21,000 g/mol at 60 °C. Similarly, 4,6-*O*-benzylidene-2,3-*O*-carbonyl-*r-D*-glucopyranoside, i.e. ethylene carbonate fused onto a biorenewable glucopyranoside, furnished polycarbonates of  $M_n$  up to 16,000 g/mol at 25 °C using a superbases organocatalyst.[150].



Poly(ethylene oxide-co-ethylene carbonate)

**Scheme 29:** Competitive pathways between methylene attack (red) and carbonyl attack (blue) to produce poly(ether-co-carbonates) or homopolycarbonates by ROP of 5-membered cyclic carbonates

### III-2-b) 6-membered cyclic carbonates

The ROP of 6-membered cyclic carbonates is thermodynamically much more favoured than their 5-membered analogues due to increased ring strain, yielding in most cases a negative polymerization enthalpy that compensates the positive polymerization entropy. Indeed, the carbonyl group displays a flat geometry, which increases the strain of the 6-membered cyclic compounds[151]. ROP of 6-membered cyclic carbonate was extensively reviewed by others and won't be discussed in detail in this introduction. Cationic polymerization utilizes Brønsted or Lewis acids to activate the monomer and generate species capable to propagate. However, in many cases, propagation is accompanied with decarboxylation which induces ether defects in the polymer skeleton, as well as backbiting termination reactions, as it was first demonstrated by Kricheldorf *et al.* in their attempt to polymerize trimethylene carbonate using methyl triflate as the initiator[137,152]. Efforts to prevent such decarboxylation reactions and obtain pure polycarbonates were successfully conducted with alkyl halides initiators (namely methyl iodide, benzyl bromide and allyl iodide)[153], methanesulfonic- and phosphoric acids [154,155], but only afforded polymers with  $M_n$  in the range of 3,000 – 16,000 g/mol.

Anionic ROP provided better polymerization control and enable the synthesis of high molar masses polycarbonates. Alkali metal alcoholates or *sec*-butyllithium[156] were efficient

initiators, yielding ether-free polymer chains. However, backbiting termination reactions could not be suppressed and oligomers with cyclic structures were concomitantly formed. Taking advantage of the facile ROP with anionic mechanisms, substituted 6-membered cyclic carbonates with pendant groups such as amino-acid ( $M_n$  up to 24,000 g/mol)[157], 2-ethyl-2-hydroxymethyl[158], norbornene[159], aromatic[160] and more[161,162] were polymerized efficiently.

To prevent non-desired side reactions arising from the high reactivity of the ionic active centers in anionic and cationic ROP of 6-membered cyclic carbonates, coordination-insertion mechanisms have been proposed and studied in details by Kricheldorf *et al.* and Darensbourg *et al.* Organometallic complexes containing Al[163], Ca[164-166], Sn[167-170] or lanthanides[171] were engineered and showed great activity for the synthesis of defects-free polycarbonates. The general polymerization mechanism is based on (i) the ring-opening of the cyclic carbonate via addition of a nucleophile initiator to the metal-activated carbonyl of the ester group followed by the (ii) monomer insertion into the oxygen-metal bond generated after initiation, which is then (iii) prone to propagation. The authors mention that in the propagation step, the acyl-oxygen bond is broken rather than the alkyl-oxygen bond for monomer insertion[164]. These coordination-insertion ROP provide a “quasi-living” mechanism, where a linear increase of the polymer  $M_n$  with the monomer conversion is observed.

Organo-ROP represents the most attractive route to design metal-free PCs with controlled molecular parameters and architectures. Systems comprising benzyl alcohol as initiators and catalysts derived from amidines, guanidines, n-heterocyclic carbenes or olefins (eventually coupled to hydrogen bond donors such as thioureas) successfully polymerize trimethylene carbonate in a very controlled manner at ambient temperature[172-174]. In an attempt to produce CO<sub>2</sub>-sourced polycarbonates, Buchard *et al.* designed 6-membered cyclic carbonates by carbonation of polyol sugars (see section II-2-a-ii) and further studied their organocatalytic ring-opening polymerization using TBD as catalysts. Promising results were obtained from D-mannose ( $M_n$  up to 33,000 g/mol)[175], 2-deoxy-D-ribose ( $M_n$  up to 42,000 g/mol) [176], thymidine ( $M_n$  up to 17,000 g/mol) [177] and others [178]. Similarly, Gnanou *et al.* also reported the ROP of 6-membered sugar based cyclic carbonates obtained from the coupling of glycosides and CO<sub>2</sub> (based on the DBU/CH<sub>2</sub>Br<sub>2</sub> carbonation protocol at 70 °C). Various ROP organocatalysts were selected, i.e TBD/4-methyl benzyl alcohol and DBU/1-(3,5-bis(trifluoromethyl)phenyl)-3-cyclohexylthiourea/4-methyl benzyl alcohol, yielding pure polycarbonates of  $M_n$  up to 4,300 g/mol [179].

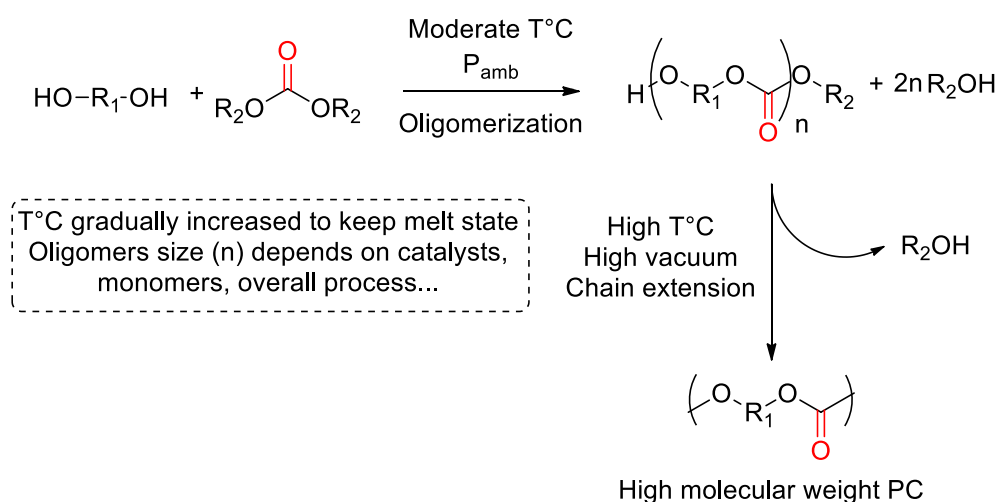
### III-3) Polycondensation of alcohols with (a)cyclic carbonates

While ROP is an appealing method to produce polycarbonates in a controlled manner it is limited to a narrow library of aliphatic polymer microstructures, due to the thermodynamic constraints that mostly restricts the polymerization to 6-membered cyclic carbonates. Even though substrates with a large variety of pendant groups have successfully been polymerized

by ROP, the urge to develop more diversified architectural structures with cheap and easily scalable processes has brought step-growth polymerization as a practical solution for industries. To date, the mass production of polycarbonates arises from the polycondensation of diols with phosgene. DMC, DEC or DPC, easily accessible from CO<sub>2</sub> (see Section II-1)), are now emerging as valuable alternative to phosgene and their polycondensation with naturally occurring ubiquitous diols offers a route to the design of polycarbonates with reduced carbon footprints. Attempts to valorize 5-membered cyclic carbonates as useful carbonylation synthons for the production of polycarbonates were also reported but remained elusive. As highlighted for ROP, they generally face the same limitations, such as competitive methylene and carbonyl attacks, generating poly(ether-co-carbonates)[180-182].

### III-3-a) DMC and DPC as carbonylating agents

The formation of polycarbonates from diols and DMC or DPC by polycondensation responds generally to a two steps approach, usually performed in a one pot fashion and in solvent-free conditions (see Scheme 30). First, oligocarbonates of low molar masses are fabricated via transcarbonation between the diol and the acyclic carbonate (DMC or DPC) at moderate temperatures (high enough to maintain a molten reaction media) and ambient pressure. The so-produced telechelic oligomers end-capped with both alcohol and carbonate moieties are then chain extended by applying a high vacuum shifting the reaction equilibrium (step-growth polymerization mechanism) by elimination of methanol (for DMC) or phenol (for DPC). Temperatures are progressively increased during the process to overcome mass-transfer limitations reflecting the viscosity and molar masses increase. The nature of the initial diol(s) monomer dictates the final polymer microstructure (i.e. aliphatic or non-aliphatic polycarbonates).



**Scheme 30:** Schematic representation of polycarbonates synthesis via melt polycondensation of diols with DPC or DMC (R<sub>2</sub> = CH<sub>3</sub> or C<sub>6</sub>H<sub>5</sub>)

### III-3-a-i) Aliphatic PC

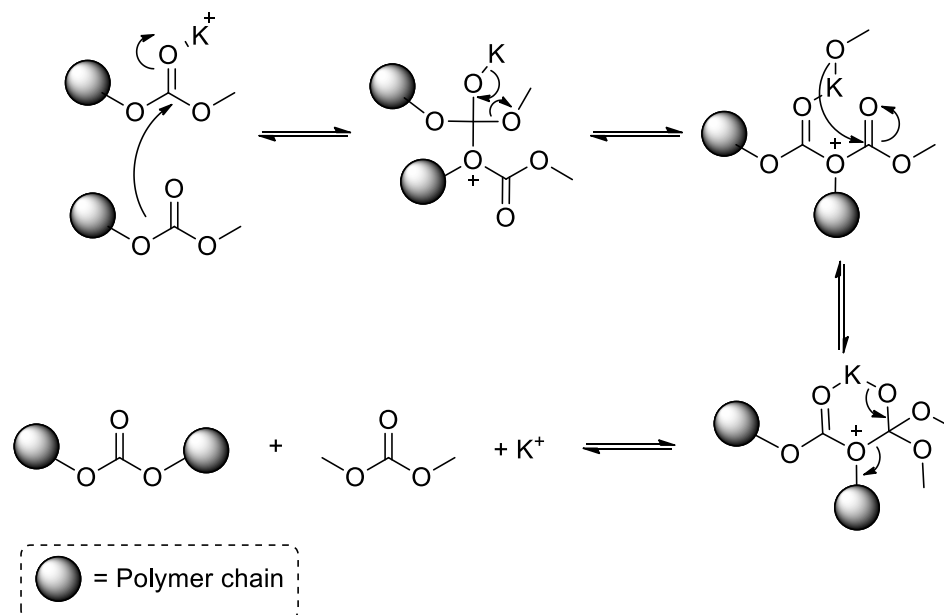
Aliphatic PC have recently gained huge interest in research thanks to their properties of biodegradability and biocompatibility, making these materials suitable for the biomedical field[183]. Depending on the structure of the aliphatic diols, the occurrence of side-reactions was highlighted by Xie and coworkers when dialkylcarbonate was used as the carbonylating agent[184], which limit the access to high molar masses aliphatic PCs. However, side alkylation reactions of the alcohol chain-end either by the methylene attacks of DEC or via backbiting side-reactions furnished polycarbonates with unreactive ether chain ends or cyclic by-products causing the death of the chain growth. These side reactions were especially highlighted for poly(ethylene carbonate) or poly(propylene carbonate) made from ethylene glycol and 1,3-propanediol, but were considerably limited or even totally suppressed when diol with spacer larger than 3 carbon units were used as monomers. Following this approach, aliphatic PCs with moderate to high molar masses were successfully synthesized from a diversified library of linear alkyl diols with DMC when suitable catalyst were used. For example, the utilization of binary DMAP/thioureas organocatalyst provided poly(butylene carbonate) with a  $M_n$  up to 52,000 g/mol[185,186], while imidazolium or TBD furnished respectively poly(hexamethylene-co-trimethylene carbonate) with a  $M_n$  up to 7,400 g/mol [187] and poly(hexamethylene carbonate) of  $M_n$  up to 33,000 g/mol[188].

Metal-based catalysts such as sodium alkoxide Li(Acac), Na(Acac) and K(Acac) were also reported as efficient systems to construct polycarbonates with diversified microstructures and ( $M_w$  up to 200,000 g/mol)[189,190] while  $TiO_2/SiO_2$  based catalysts furnished poly(hexamethylene carbonate) with  $M_w$  of 160,000g/mol and terpolymers with  $M_w$  up to 87,000 g/mol[191,192]. Interestingly, this concept was extended to the fabrication of hyperbranched PC when blends of diols and triols were condensed with DMC using DMAP or Li(Acac) as catalysts[193].

Unlike DMC or DEC, the utilization of DPC enabled suppressing the side alkylations of the hydroxyl chain ends of growing PC. Moreover, phenol may be viewed as a better leaving group than methanol of DMC which should facilitated the construction of high molar masses polymers. However, phenol displays a high boiling point so that the polycondensation were generally performed at temperatures over 200 °C. As selected examples, poly(butylene carbonate)s with  $M_w$  up to 156,000 g/mol or 202,000 g/mol were synthesized using respectively  $Zn(OAc)_2$  or basic solid MgO as catalysts at temperatures of 200-210 °C[194,195].

A different approach was proposed by Miller and Vanderhenst where they first synthesize decane-1,10-diyl dimethyl dicarbonate from 1,10-decanediol and an excess of DMC, catalysed by  $Na_2CO_3$  at 85 °C. The bifunctional carbonate is then subjected to self-polycondensation and aliphatic polycarbonates are obtained via carbonate metathesis polymerization after isolation of these bis-carbonates.  $M_w$  up to 88,000 g/mol were observed with  $Zn(OAc)_2$  as catalyst and reaction temperature of 150 °C for the

oligomerization step (12 h) and 175 °C for the chain extension (1.5 h). A proposed mechanism by the authors is presented in Scheme 31 with  $K_2CO_3$  as the catalyst. A one pot process with the diol and an excess of DMC as starting reagents was proposed to afford aliphatic PC of  $M_w$  up to 56,000 g/mol[196].



**Scheme 31:** Carbonate metathesis polymerization principle catalysed by  $K_2CO_3$ . DMC is removed under vacuum to displace the equilibrium toward PC formation. Adapted from [196]

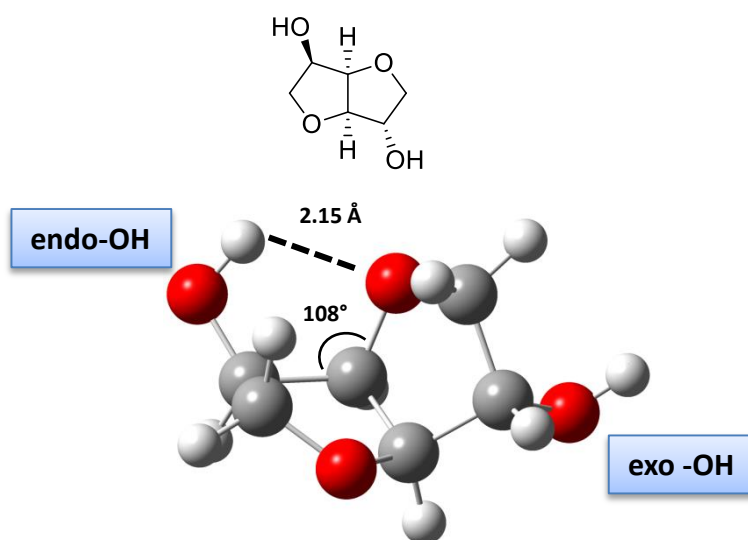
### III-3-a-ii) Aromatic and cycloaliphatic PC

Aromatic PC displays remarkable thermo-mechanical and optic properties useful for plethora of applications within the construction, automotive, electronics and other sectors. Historically, high molar masses polycarbonates were firstly industrialised by phosgenation of Bisphenol A (BPA). The toxicity and safety issues linked to the utilization of phosgene pushed the scientists to evaluate the potential of DMC or DPC to construct aromatic PCs from BPA. In combination with molecular sieves, a dual DMAP/ $(Bu_2SnCl)_2O$  catalytic system afforded PC of high-molecular weight ( $M_w$  up to 75,000 g/mol) using BPA and DMC, but very high temperature of 320 °C was needed to maintain a molten reaction medium, leading to poor control of the dispersity ( $D = 3.8$ )[197]. Lithium- and lanthanum-based catalysts were also reported and proved their efficiency to access to aromatic polycarbonates from BPA [198,199]. The utilization of DPC as carbonylation agent is now emerging at the industrial level (also known as Asahi Kasei process) to construct PC derived from BPA[200]. Briefly, a carbonate source is brought by the coupling reaction between  $CO_2$  and ethylene oxide, affording ethylene carbonate that further undergoes methanolysis to produce DMC. The latter is converted into DPC using phenol. The melt polycondensation responds to a two-step

procedure with a first oligomerization between DPC and BPA at 230 °C, followed by a chain extension at 265 °C to design aromatic PCs of molar masses up to 117,000 g/mol.

In the quest for sustainable and less toxic alternatives to BPA-based PC, emerging researches focus now on the utilization of sugar-based bicyclic diols, i.e. 1,4:3,6-Dianhydro-D-sorbitol also known as isosorbide, to construct the new PC generation with thermo-mechanical properties competing with the ones of the aromatic PC.

Due to the bicyclic structure (two fused tetrahydrofuran rings) of isosorbide, both alcohol functions are not equivalent. The so-called “endo” OH displays an intramolecular H-bonding with O atom of a tetrahydrofuran ring, inducing disparity in the two OH reactivities (see Scheme 32). In this regard, a large portfolio of catalysts was tested to activate selectively the endo or exo alcohols moieties and to prevent them from reactivity disparities that would considerably limit the molar mass of PC. Among them, metal salts[201], metal alkoxides [202,203], inorganic carbonates [204], ionic liquids [205-212], organic bases[213] and others[214-217] enabled the facile construction of defects-free PCs derived from isosorbide with  $M_n$  in the range of 14,000 to 55,000 g/mol.

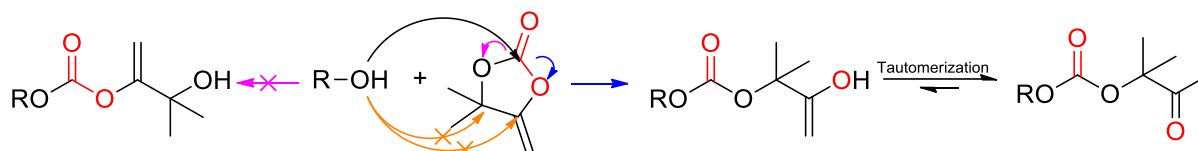


**Scheme 32:** 3D structure of Isosorbide with explicit intramolecular H-bond for endo-OH

### *III-3-b) Polycondensation between bis( $\alpha$ -alkylidene cyclic carbonates) and diols*

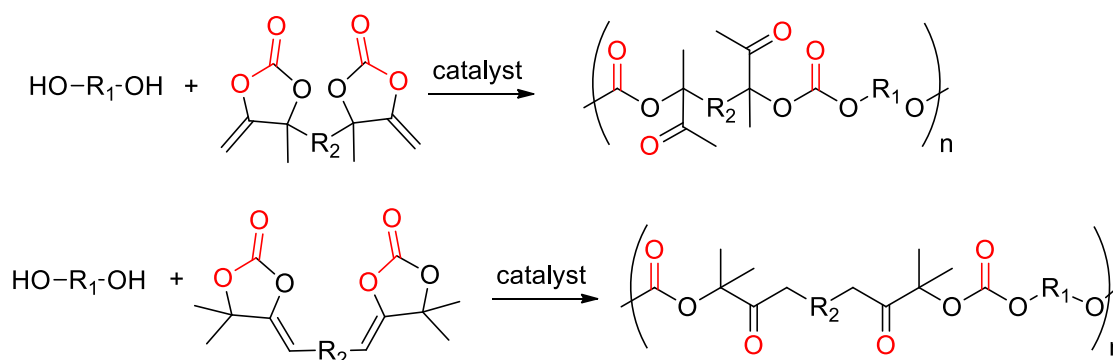
Unlike conventional 5-membered cyclic carbonates that poorly react with alcohol in “soft” experimental conditions, CO<sub>2</sub>-based exovinylene cyclic carbonates (see Section II-2-d)) undergo facile and regioselective alcoholysis, even at room temperature. The thermodynamic driving force of the ring opening lies in the formation of a keto-enol equilibrium (see Scheme 33).





**Scheme 33:** Regioselective alcoholysis of exovinylene cyclic carbonates.

Taking advantage of this concept, new CO<sub>2</sub>-based bis( $\alpha$ -alkylidene cyclic carbonates) were designed by our group. Bis( $\alpha$ -alkylidene cyclic carbonates) were either prepared by direct coupling of bis-propargylic alcohols with CO<sub>2</sub> (aliphatic spacer R<sub>2</sub>, see Scheme 34) or by heck coupling of two CO<sub>2</sub>-based exovinylene cyclic carbonates with 1,4-diiodobenzene (aromatic spacer R<sub>2</sub>, see Scheme 34). These new monomers were further copolymerized by step-growth with diols to obtain regioregular PC with microstructures free of any defects [107,218-220]. Indeed, unlike conventional 5-membered cyclic carbonates, the formation of ether linkages (via decarboxylation) was not observed. New poly( $\beta$ -oxo carbonates) with  $M_n$  ranging from 5,500 to 25,000 g/mol were fabricated using DBU as catalyst in DMF or chloroform (see Scheme 34). This concept was extended to the formation of poly(oxo-urethanes) and poly(hydroxyl-oxazolidone)[107]. Aliphatic poly(oxo-carbonates) synthesized with OH-terminated poly(ethylene glycol) and bis( $\alpha$ -alkylidene cyclic carbonates) with  $M_n$  up to 60,000 g/mol showed great properties for potential applications as solid electrolytes for solid Li-ion batteries[218]. Attempt to perform the synthesis of poly( $\beta$ -oxo carbonates) in a one step/one pot strategy directly from the terpolymerization of diols, bis-propargylic alcohols and CO<sub>2</sub> was recently reported. The key of the success lies in the utilization of a single dual system, i.e. tetrabutylammonium phenolate/AgI, capable to catalyse two different reaction, i.e. the carboxylative cyclization of CO<sub>2</sub> with the bispropargylic alcohol to deliver in-situ the bis( $\alpha$ -alkylidene cyclic carbonates) followed by its polymerization in cascade with a primary diol. Even though the results were promising, only oligomers with  $M_n$  in the range of 1,000 to 2,700 g/mol were obtained due to the occurrence of side reactions [219].



**Scheme 34:** Synthetic procedure to access regioregular poly( $\beta$ -oxo carbonates). Adapted from [107]

## IV) Conclusion

This chapter reviews the main strategies to afford (a)cyclic carbonates and polycarbonates from the coupling of alcohols and CO<sub>2</sub>, or CO<sub>2</sub>-based synthons. Compared to the well-known coupling of CO<sub>2</sub> with epoxides, these systems suffer from limitations in terms of yields and demanding experimental conditions, due to the formation of water as by-product that considerably affects the formation of carbonates. However, the challenging coupling of alcohols and CO<sub>2</sub> is still very interesting as it provides a large manifold of accessible and easy-to-handle substrates, opening views for the formation of carbonates that are hardly affordable with epoxide/CO<sub>2</sub> coupling. Many routes have been proposed to overcome the formation of water, combining dehydration agents with catalysts, or co-reagents with excess of bases to trap water formation. In all cases, synthesis of (a)cyclic carbonates or polycarbonates couldn't be achieved without the use of stoichiometric or excess amounts of additives, as quantitative removal of water is needed to reach satisfying yields.

## REFERENCES

- [1] T.F. Stocker, Intergovernmental Panel on Climate Change 2013: Physical Science Basis, Contribution of Working Group I to the Fifth Assessment Report of the Intergovernmental Panel on Climate Change, Cambridge University Press (2013).
- [2] P. Friedlingstein, M. O'Sullivan, M.W. Jones, R.M. Andrew, J. Hauck, A. Olsen, G.P. Peters, W. Peters, J. Pongratz, S. Sitch, C. Le Quéré, J.G. Canadell, P. Ciais, R.B. Jackson, S. Alin, L.E.O.C. Aragão, A. Arneeth, V. Arora, N.R. Bates, M. Becker, A. Benoit-Cattin, H.C. Bittig, L. Bopp, S. Bultan, N. Chandra, F. Chevallier, L.P. Chini, W. Evans, L. Florentie, P.M. Forster, T. Gasser, M. Gehlen, D. Gilfillan, T. Gkritzalis, L. Gregor, N. Gruber, I. Harris, K. Hartung, V. Haverd, R.A. Houghton, T. Ilyina, A.K. Jain, E. Joetzjer, K. Kadono, E. Kato, V. Kitidis, J.I. Korsbakken, P. Landschützer, N. Lefèvre, A. Lenton, S. Lienert, Z. Liu, D. Lombardozi, G. Marland, N. Metz, D.R. Munro, J.E.M.S. Nabel, S.-I. Nakaoka, Y. Niwa, K. O'Brien, T. Ono, P.I. Palmer, D. Pierrot, B. Poulter, L. Resplandy, E. Robertson, C. Rödenbeck, J. Schwinger, R. Séférian, I. Skjelvan, A.J.P. Smith, A.J. Sutton, T. Tanhua, P.P. Tans, H. Tian, B. Tilbrook, G. van der Werf, N. Vuichard, A.P. Walker, R. Wanninkhof, A.J. Watson, D. Willis, A.J. Wiltshire, W. Yuan, X. Yue, S. Zaehle, Global Carbon Budget 2020, *Earth System Science Data* 12(4) (2020) 3269-3340.
- [3] R.B. Jackson, C. Le Quéré, R.M. Andrew, J.G. Canadell, G.P. Peters, J. Roy, L. Wu, Warning signs for stabilizing global CO<sub>2</sub> emissions, *Environ. Res. Lett.* 12(11) (2017) 110202.
- [4] J. Artz, T.E. Müller, K. Thenert, J. Kleinekorte, R. Meys, A. Sternberg, A. Bardow, W. Leitner, Sustainable Conversion of Carbon Dioxide: An Integrated Review of Catalysis and Life Cycle Assessment, *Chem. Rev.* 118(2) (2018) 434-504.
- [5] C. Maeda, Y. Miyazaki, T. Ema, Recent progress in catalytic conversions of carbon dioxide, *Catal. Sci. Tech.* 4(6) (2014) 1482-1497.
- [6] N.A. Tappe, R.M. Reich, V. D'Elia, F.E. Kühn, Current advances in the catalytic conversion of carbon dioxide by molecular catalysts: an update, *Dalton Transactions* 47(38) (2018) 13281-13313.
- [7] B. Ruscic, D. Feller, K.A. Peterson, Active Thermochemical Tables: dissociation energies of several homonuclear first-row diatomics and related thermochemical values, *Theor. Chem. Acc.* 133(1) (2013) 1415.
- [8] C. Martín, G. Fiorani, A.W. Kleij, Recent Advances in the Catalytic Preparation of Cyclic Organic Carbonates, *ACS Catal.* 5(2) (2015) 1353-1370.
- [9] M. North, R. Pasquale, C. Young, Synthesis of cyclic carbonates from epoxides and CO<sub>2</sub>, *Green Chem.* 12(9) (2010) 1514-1539.
- [10] M. Alves, B. Grignard, A. Boyaval, R. Méreau, J. De Winter, P. Gerbaux, C. Detrembleur, T. Tassaing, C. Jérôme, Organocatalytic Coupling of CO<sub>2</sub> with Oxetane, *ChemSusChem* 10(6) (2017) 1128-1138.
- [11] J. Rintjema, W. Guo, E. Martin, E.C. Escudero-Adan, A.W. Kleij, Highly Chemoselective Catalytic Coupling of Substituted Oxetanes and Carbon Dioxide, *ChemPubSoc* 21(30) (2015) 10754-62.
- [12] J.L. Katie, D.V.I. Ian, N. Michael, S. Mani, Valorization of Carbon Dioxide into Oxazolidinones by Reaction with Aziridines, *Current Green Chemistry* 6(1) (2019) 32-43.
- [13] Z.-Z. Yang, L.-N. He, J. Gao, A.-H. Liu, B. Yu, Carbon dioxide utilization with C–N bond formation: carbon dioxide capture and subsequent conversion, *Energy Environ. Sci.* 5(5) (2012) 6602.
- [14] A. Harder, B.I. Escher, P. Landini, N.B. Tobler, R.P. Schwarzenbach, Evaluation of Bioanalytical Assays for Toxicity Assessment and Mode of Toxic Action Classification of Reactive Chemicals, *Environmental Science & Technology* 37(21) (2003) 4962-4970.
- [15] J. Kostal, A. Voutchkova-Kostal, B. Weeks, J.B. Zimmerman, P.T. Anastas, A Free Energy Approach to the Prediction of Olefin and Epoxide Mutagenicity and Carcinogenicity, *Chem. Res. Toxicol.* 25(12) (2012) 2780-2787.
- [16] B.A.V. Santos, V.M.T.M. Silva, J.M. Loureiro, D. Barbosa, A.E. Rodrigues, Modeling of physical and chemical equilibrium for the direct synthesis of dimethyl carbonate at high pressure conditions, *Fluid Phase Equilib.* 336 (2012) 41-51.

- [17] B.A.V. Santos, C.S.M. Pereira, V.M.T.M. Silva, J.M. Loureiro, A.E. Rodrigues, Kinetic study for the direct synthesis of dimethyl carbonate from methanol and CO<sub>2</sub> over CeO<sub>2</sub> at high pressure conditions, *Appl. Catal. A: General* 455 (2013) 219-226.
- [18] K. Müller, L. Mokrushina, W. Arlt, Thermodynamic Constraints for the Utilization of CO<sub>2</sub>, *Chem. Ing. Tech.* 86(4) (2014) 497-503.
- [19] J. Kizlink, I. Pastucha, Preparation of Dimethyl Carbonate from Methanol and Carbon Dioxide in the Presence of Organotin Compounds, *Collect. Czech. Chem. Commun.* 59 (1994) 2116-2118.
- [20] J. Kizlink, Synthesis of Dimethyl Carbonate from Carbon Dioxide and Methanol in the Presence of Organotin Compounds, *Collect. Czech. Chem. Commun.* 58 (1993) 1399-1402.
- [21] J. Kizlink, I. Pastucha, Preparation of Dimethyl Carbonate from Methanol and Carbon Dioxide in the Presence of Sn(IV) and Ti(IV) Alkoxides and Metal Acetates, *Collect. Czech. Chem. Commun.* 60 (1995) 687-692.
- [22] T. Zhao, Y. Han, Y. Sun, Novel reaction route for dimethyl carbonate synthesis from CO<sub>2</sub> and methanol, *Fuel Process. Technol.* 62(2) (2000) 187-194.
- [23] M. Aresta, A. Dibenedetto, C. Pastore, I. Pápai, G. Schubert, Reaction mechanism of the direct carboxylation of methanol to dimethylcarbonate: experimental and theoretical studies, *Top. Catal.* 40(1) (2006) 71-81.
- [24] Y. Du, L.-N. He, D.-L. Kong, Magnesium-catalyzed synthesis of organic carbonate from 1,2-diol/alcohol and carbon dioxide, *Catal. Commun.* 9(8) (2008) 1754-1758.
- [25] K. Tomishige, T. Sakaihor, Y. Ikeda, K. Fujimoto, A novel method of direct synthesis of dimethyl carbonate from methanol and carbon dioxide catalyzed by zirconia, *Catal. Lett.* 58(4) (1999) 225-229.
- [26] K. Tomishige, Y. Ikeda, T. Sakaihor, K. Fujimoto, Catalytic properties and structure of zirconia catalysts for direct synthesis of dimethyl carbonate from methanol and carbon dioxide, *J. Catal.* 192(2) (2000) 355-362.
- [27] D. Ballivet-Tkatchenko, J.H.Z. dos Santos, K. Philippot, S. Vasireddy, Carbon dioxide conversion to dimethyl carbonate: The effect of silica as support for SnO<sub>2</sub> and ZrO<sub>2</sub> catalysts, *Comptes Rendus Chimie* 14(7) (2011) 780-785.
- [28] Y. Ikeda, M. Asadullah, K. Fujimoto, K. Tomishige, Structure of the Active Sites on H<sub>3</sub>PO<sub>4</sub>/ZrO<sub>2</sub> Catalysts for Dimethyl Carbonate Synthesis from Methanol and Carbon Dioxide, *J. Phys. Chem. B* 105(43) (2001) 10653-10658.
- [29] Y. Ikeda, T. Sakaihor, K. Tomishige, K. Fujimoto, Promoting effect of phosphoric acid on zirconia catalysts in selective synthesis of dimethyl carbonate from methanol and carbon dioxide, *Catal. Lett.* 66(1) (2000) 59-62.
- [30] Y. Yoshida, Y. Arai, S. Kado, K. Kunimori, K. Tomishige, Direct synthesis of organic carbonates from the reaction of CO<sub>2</sub> with methanol and ethanol over CeO<sub>2</sub> catalysts, *Catal. Today* 115(1) (2006) 95-101.
- [31] S. Wang, L. Zhao, W. Wang, Y. Zhao, G. Zhang, X. Ma, J. Gong, Morphology control of ceria nanocrystals for catalytic conversion of CO<sub>2</sub> with methanol, *Nanoscale* 5(12) (2013) 5582-5588.
- [32] Z.-F. Zhang, Z.-T. Liu, Z.-W. Liu, J. Lu, DMC Formation over Ce<sub>0.5</sub>Zr<sub>0.5</sub>O<sub>2</sub> Prepared by Complex-decomposition Method, *Catal. Lett.* 129(3) (2009) 428-436.
- [33] H.J. Lee, S. Park, I.K. Song, J.C. Jung, Direct Synthesis of Dimethyl Carbonate from Methanol and Carbon Dioxide over Ga<sub>2</sub>O<sub>3</sub>/Ce<sub>0.6</sub>Zr<sub>0.4</sub>O<sub>2</sub> Catalysts: Effect of Acidity and Basicity of the Catalysts, *Catal. Lett.* 141(4) (2011) 531-537.
- [34] H.J. Lee, S. Park, J.C. Jung, I.K. Song, Direct synthesis of dimethyl carbonate from methanol and carbon dioxide over H<sub>3</sub>PW<sub>12</sub>O<sub>40</sub>/Ce<sub>x</sub>Zr<sub>1-x</sub>O<sub>2</sub> catalysts: Effect of acidity of the catalysts, *Korean J. Chem. Eng.* 28(7) (2011) 1518-1522.
- [35] Y. Zhou, S. Wang, M. Xiao, D. Han, Y. Lu, Y. Meng, Novel Cu-Fe bimetal catalyst for the formation of dimethyl carbonate from carbon dioxide and methanol, *RSC Adv.* 2(17) (2012) 6831-6837.
- [36] J. Bian, M. Xiao, S.J. Wang, Y.X. Lu, Y.Z. Meng, Graphite oxide as a novel host material of catalytically active Cu-Ni bimetallic nanoparticles, *Catal. Commun.* 10(11) (2009) 1529-1533.
- [37] J. Bian, X.W. Wei, L. Wang, Z.P. Guan, Graphene nanosheet as support of catalytically active metal particles in DMC synthesis, *Chin. Chem. Lett.* 22(1) (2011) 57-60.

- [38] K.W. La, M.H. Youn, J.S. Chung, S.H. Baeck, I.K. Song, Synthesis of Dimethyl Carbonate from Methanol and Carbon Dioxide by Heteropolyacid/Metal Oxide Catalysts, *Solid State Phenomena* 119 (2007) 287-290.
- [39] C.-F. Li, S.-H. Zhong, Study on application of membrane reactor in direct synthesis DMC from CO<sub>2</sub> and CH<sub>3</sub>OH over Cu–KF/MgSiO catalyst, *Catal. Today* 82(1) (2003) 83-90.
- [40] J.-C. Choi, L.-N. He, H. Yasuda, T. Sakakura, Selective and high yield synthesis of dimethyl carbonate directly from carbon dioxide and methanol, *Green Chem.* 4(3) (2002) 230-234.
- [41] J. George, Y. Patel, S.M. Pillai, P. Munshi, Methanol assisted selective formation of 1,2-glycerol carbonate from glycerol and carbon dioxide using nBu<sub>2</sub>SnO as a catalyst, *J. Mol. Catal. A: Chem.* 304(1) (2009) 1-7.
- [42] K. Iwakabe, M. Nakaiwa, T. Sakakura, J.-C. Choi, H. Yasuda, T. Takahashi, Y. Ooshima, Reaction Rate of the Production of Dimethyl Carbonate Directly from the Supercritical CO<sub>2</sub> and Methanol, *J. Chem. Eng. Jpn.* 38(12) (2005) 1020-1024.
- [43] Z. Zhang, S. Liu, L. Zhang, S. Yin, G. Yang, B. Han, Driving dimethyl carbonate synthesis from CO<sub>2</sub> and methanol and production of acetylene simultaneously using CaC<sub>2</sub>, *Chem. Commun.* 54(35) (2018) 4410-4412.
- [44] M. Tamura, A. Satsuma, K.-i. Shimizu, CeO<sub>2</sub>-catalyzed nitrile hydration to amide: reaction mechanism and active sites, *Catal. Sci. Tech.* 3(5) (2013) 1386-1393.
- [45] K. Tomishige, Y. Furusawa, Y. Ikeda, M. Asadullah, K. Fujimoto, CeO<sub>2</sub>–ZrO<sub>2</sub> Solid Solution Catalyst for Selective Synthesis of Dimethyl Carbonate from Methanol and Carbon Dioxide, *Catal. Lett.* 76(1) (2001) 71-74.
- [46] J. Lamotte, V. Morávek, M. Bensitel, J.C. Lavalley, FT-IR study of the structure and reactivity of methoxy species on ThO<sub>2</sub> and CeO<sub>2</sub>, *React. Kinet. Catal. Lett.* 36(1) (1988) 113-118.
- [47] A. Badri, C. Binet, J.-C. Lavalley, Use of methanol as an IR molecular probe to study the surface of polycrystalline ceria, *J. Chem. Soc., Faraday Trans.* 93(6) (1997) 1159-1168.
- [48] C. Binet, M. Daturi, J.-C. Lavalley, IR study of polycrystalline ceria properties in oxidised and reduced states, *Catal. Today* 50(2) (1999) 207-225.
- [49] M. Honda, S. Kuno, N. Begum, K.-i. Fujimoto, K. Suzuki, Y. Nakagawa, K. Tomishige, Catalytic synthesis of dialkyl carbonate from low pressure CO<sub>2</sub> and alcohols combined with acetonitrile hydration catalyzed by CeO<sub>2</sub>, *Appl. Catal. A: General* 384(1) (2010) 165-170.
- [50] M. Honda, A. Suzuki, B. Noorjahan, K.-i. Fujimoto, K. Suzuki, K. Tomishige, Low pressure CO<sub>2</sub> to dimethyl carbonate by the reaction with methanol promoted by acetonitrile hydration, *Chem. Commun.* (30) (2009) 4596-4598.
- [51] M. Honda, S. Kuno, S. Sonehara, K.-i. Fujimoto, K. Suzuki, Y. Nakagawa, K. Tomishige, Tandem Carboxylation-Hydration Reaction System from Methanol, CO<sub>2</sub> and Benzonitrile to Dimethyl Carbonate and Benzamide Catalyzed by CeO<sub>2</sub>, *ChemCatChem* 3(2) (2011) 365-370.
- [52] M. Tamura, K.-i. Shimizu, A. Satsuma, Comprehensive IR study on acid/base properties of metal oxides, *Appl. Catal. A: General* 433-434 (2012) 135-145.
- [53] M. Honda, M. Tamura, Y. Nakagawa, S. Sonehara, K. Suzuki, K.-i. Fujimoto, K. Tomishige, Ceria-Catalyzed Conversion of Carbon Dioxide into Dimethyl Carbonate with 2-Cyanopyridine, *ChemSuschem* 6(8) (2013) 1341-1344.
- [54] M. Honda, M. Tamura, Y. Nakagawa, K. Nakao, K. Suzuki, K. Tomishige, Organic carbonate synthesis from CO<sub>2</sub> and alcohol over CeO<sub>2</sub> with 2-cyanopyridine: Scope and mechanistic studies, *J. Catal.* 318 (2014) 95-107.
- [55] R.N. Salvatore, F. Chu, A.S. Nagle, E.A. Kapxhiu, R.M. Cross, K.W. Jung, Efficient Cs<sub>2</sub>CO<sub>3</sub>-promoted solution and solid phase synthesis of carbonates and carbamates in the presence of TBAI, *Tetrahedron* 58(17) (2002) 3329-3347.
- [56] M.S. Shi, Y.-M., Synthesis of Mixed Carbonates via a Three-Component Coupling of Alcohols, CO<sub>2</sub>, and Alkyl Halides in the Presence of K<sub>2</sub>CO<sub>3</sub> and Tetrabutylammonium Iodide, *Molecules* 7 (2002) 386-393.

- [57] K.C. Lethesh, S.N. Shah, M.I.A. Mutalib, Synthesis, Characterization, and Thermophysical Properties of 1,8-Diazobicyclo[5.4.0]undec-7-ene Based Thiocyanate Ionic Liquids, *J. Chem. Eng. Data* 59(6) (2014) 1788-1795.
- [58] Y. Wang, Q. Han, H. Wen, Theoretical discussion on the mechanism of binding CO<sub>2</sub> by DBU and alcohol, *Molecular Simulation* 39(10) (2013) 822-827.
- [59] C. Villiers, J.-P. Dognon, R. Pollet, P. Thuéry, M. Ephritikhine, An Isolated CO<sub>2</sub> Adduct of a Nitrogen Base: Crystal and Electronic Structures, *Angew. Chem. Int. Ed.* 49(20) (2010) 3465-3468.
- [60] J. Ma, X. Zhang, N. Zhao, A.S.N. Al-Arifi, T. Aouak, Z.A. Al-Othman, F. Xiao, W. Wei, Y. Sun, Theoretical study of TBD-catalyzed carboxylation of propylene glycol with CO<sub>2</sub>, *J. Mol. Catal. A: Chem.* 315(1) (2010) 76-81.
- [61] P. Goodrich, H.Q.N. Gunaratne, L. Jin, Y. Lei, K.R. Seddon, Carbon Dioxide Utilisation for the Synthesis of Unsymmetrical Dialkyl and Cyclic Carbonates Promoted by Basic Ionic Liquids, *Aust. J. Chem.* 71(3) (2018) 181-185.
- [62] Y.N. Lim, C. Lee, H.-Y. Jang, Metal-Free Synthesis of Cyclic and Acyclic Carbonates from CO<sub>2</sub> and Alcohols, *Eur. J. Org. Chem.* 2014(9) (2014) 1823-1826.
- [63] M. Aresta, A. Dibenedetto, E. Fracchiolla, P. Giannoccaro, C. Pastore, I. Pápai, G. Schubert, Mechanism of Formation of Organic Carbonates from Aliphatic Alcohols and Carbon Dioxide under Mild Conditions Promoted by Carbodiimides. DFT Calculation and Experimental Study, *J. Org. Chem.* 70(16) (2005) 6177-6186.
- [64] E. Däbritz, Syntheses and Reactions of O,N,N'-Trisubstituted Isoureas, *Angewandte Chemie International Edition in English* 5(5) (1966) 470-477.
- [65] A. Imberdis, G. Lefèvre, P. Thuéry, T. Cantat, Metal-Free and Alkali-Metal-Catalyzed Synthesis of Isoureas from Alcohols and Carbodiimides, *Angew. Chem.* 130(12) (2018) 3138-3142.
- [66] S. Wang, J. Zhou, S. Zhao, Y. Zhao, X. Ma, Enhancement of Dimethyl Carbonate Synthesis with In Situ Hydrolysis of 2,2-Dimethoxy Propane, *Chemical Engineering & Technology* 39(4) (2016) 723-729.
- [67] K. Tomishige, K. Kunimori, Catalytic and direct synthesis of dimethyl carbonate starting from carbon dioxide using CeO<sub>2</sub>-ZrO<sub>2</sub> solid solution heterogeneous catalyst: effect of H<sub>2</sub>O removal from the reaction system, *Appl. Catal. A: General* 237(1) (2002) 103-109.
- [68] T. Chang, M. Tamura, Y. Nakagawa, N. Fukaya, J.-C. Choi, T. Mishima, S. Matsumoto, S. Hamura, K. Tomishige, Effective combination catalyst of CeO<sub>2</sub> and zeolite for direct synthesis of diethyl carbonate from CO<sub>2</sub> and ethanol with 2,2-diethoxypropane as a dehydrating agent, *Green Chem.* (2020).
- [69] T. Sakakura, Y. Saito, M. Okano, J.-C. Choi, T. Sako, Selective Conversion of Carbon Dioxide to Dimethyl Carbonate by Molecular Catalysis, *J. Org. Chem.* 63(20) (1998) 7095-7096.
- [70] Z.-F. Zhang, Z.-W. Liu, J. Lu, Z.-T. Liu, Synthesis of Dimethyl Carbonate from Carbon Dioxide and Methanol over CexZr1-xO<sub>2</sub> and [EMIM]Br/Ce<sub>0.5</sub>Zr<sub>0.5</sub>O<sub>2</sub>, *Ind. Eng. Chem. Res.* 50(4) (2011) 1981-1988.
- [71] W.S. Putro, A. Ikeda, S. Shigeyasu, S. Hamura, S. Matsumoto, V.Y. Lee, J.-C. Choi, N. Fukaya, Sustainable Catalytic Synthesis of Diethyl Carbonate, *ChemSuschem* n/a(n/a) (2020).
- [72] S. Guidi, R. Calmanti, M. Noè, A. Perosa, M. Selva, Thermal (Catalyst-Free) Transesterification of Diols and Glycerol with Dimethyl Carbonate: A Flexible Reaction for Batch and Continuous-Flow Applications, *ACS Sustainable Chem. Eng.* 4(11) (2016) 6144-6151.
- [73] E.R. Baral, J.H. Lee, J.G. Kim, Diphenyl Carbonate: A Highly Reactive and Green Carbonyl Source for the Synthesis of Cyclic Carbonates, *J. Org. Chem.* (2018).
- [74] J.R. Ochoa-Gómez, O. Gómez-Jiménez-Aberasturi, C. Ramírez-López, B. Maestro-Madurga, Synthesis of glycerol 1,2-carbonate by transesterification of glycerol with dimethyl carbonate using triethylamine as a facile separable homogeneous catalyst, *Green Chem.* 14(12) (2012) 3368.
- [75] W. Schutyser, S. Van den Bosch, T. Renders, T. De Boe, S.F. Koelewijn, A. Dewaele, T. Ennaert, O. Verkinderen, B. Goderis, C.M. Courtin, B.F. Sels, Influence of bio-based solvents on the catalytic reductive fractionation of birch wood, *Green Chem.* 17(11) (2015) 5035-5045.

- [76] S.F. Koelewijn, S. Van den Bosch, T. Renders, W. Schutyser, B. Lagrain, M. Smet, J. Thomas, W. Dehaen, P. Van Puyvelde, H. Witters, B.F. Sels, Sustainable bisphenols from renewable softwood lignin feedstock for polycarbonates and cyanate ester resins, *Green Chem.* 19(11) (2017) 2561-2570.
- [77] J. Ma, J. Liu, Z. Zhang, B. Han, Mechanisms of ethylene glycol carbonylation with carbon dioxide, *Computational and Theoretical Chemistry* 992 (2012) 103-109.
- [78] M. Aresta, A. Dibenedetto, F. Nocito, C. Pastore, A study on the carboxylation of glycerol to glycerol carbonate with carbon dioxide: The role of the catalyst, solvent and reaction conditions, *J. Mol. Catal. A: Chem.* 257(1) (2006) 149-153.
- [79] M. Tamura, M. Honda, Y. Nakagawa, K. Tomishige, Direct conversion of CO<sub>2</sub> with diols, aminoalcohols and diamines to cyclic carbonates, cyclic carbamates and cyclic ureas using heterogeneous catalysts, *J. Chem. Technol. Biotechnol* 89(1) (2014) 19-33.
- [80] X. Su, W. Lin, H. Cheng, C. Zhang, Y. Wang, X. Yu, Z. Wu, F. Zhao, Metal-free catalytic conversion of CO<sub>2</sub> and glycerol to glycerol carbonate, *Green Chem.* 19(7) (2017) 1775-1781.
- [81] M. Honda, M. Tamura, K. Nakao, K. Suzuki, Y. Nakagawa, K. Tomishige, Direct Cyclic Carbonate Synthesis from CO<sub>2</sub> and Diol over Carboxylation/Hydration Cascade Catalyst of CeO<sub>2</sub> with 2-Cyanopyridine, *ACS Catal.* 4(6) (2014) 1893-1896.
- [82] S. Huang, J. Ma, J. Li, N. Zhao, W. Wei, Y. Sun, Efficient propylene carbonate synthesis from propylene glycol and carbon dioxide via organic bases, *Catal. Commun.* 9(2) (2008) 276-280.
- [83] T. Kitamura, Y. Inoue, T. Maeda, J. Oyamada, Convenient synthesis of ethylene carbonates from carbon dioxide and 1,2-diols at atmospheric pressure of carbon dioxide, *Synth. Commun.* 46(1) (2015) 39-45.
- [84] G.L. Gregory, M. Ulmann, A. Buchard, Synthesis of 6-membered cyclic carbonates from 1,3-diols and low CO<sub>2</sub> pressure: a novel mild strategy to replace phosgene reagents, *RSC Adv.* 5(49) (2015) 39404-39408.
- [85] M.R. Reithofer, Y.N. Sum, Y. Zhang, Synthesis of cyclic carbonates with carbon dioxide and cesium carbonate, *Green Chem.* 15(8) (2013) 2086-2090.
- [86] T.M. McGuire, E.M. López-Vidal, G.L. Gregory, A. Buchard, Synthesis of 5- to 8-membered cyclic carbonates from diols and CO<sub>2</sub>: A one-step, atmospheric pressure and ambient temperature procedure, *J. CO<sub>2</sub> Util.* 27 (2018) 283-288.
- [87] A.M. Voutchkova, M. Feliz, E. Clot, O. Eisenstein, R.H. Crabtree, Imidazolium Carboxylates as Versatile and Selective N-Heterocyclic Carbene Transfer Agents: Synthesis, Mechanism, and Applications, *J. Am. Chem. Soc.* 129(42) (2007) 12834-12846.
- [88] S.N. Riduan, Y. Zhang, J.Y. Ying, Conversion of Carbon Dioxide into Methanol with Silanes over N-Heterocyclic Carbene Catalysts, *Angew. Chem. Int. Ed.* 48(18) (2009) 3322-3325.
- [89] F.D. Bobbink, W. Gruszka, M. Hulla, S. Das, P.J. Dyson, Synthesis of cyclic carbonates from diols and CO<sub>2</sub> catalyzed by carbenes, *Chem. Commun.* 52(71) (2016) 10787-10790.
- [90] G. Cardillo, M. Orena, G. Porzi, S. Sandri, A new regio- and stereo-selective functionalization of allylic and homoallylic alcohols, *J. Chem. Soc., Chem. Commun.* (10) (1981) 465-466.
- [91] B.A. Vara, T.J. Struble, W. Wang, M.C. Dobish, J.N. Johnston, Enantioselective Small Molecule Synthesis by Carbon Dioxide Fixation using a Dual Brønsted Acid/Base Organocatalyst, *J. Am. Chem. Soc.* 137(23) (2015) 7302-7305.
- [92] S. Minakata, I. Sasaki, T. Ide, Atmospheric CO<sub>2</sub> Fixation by Unsaturated Alcohols Using tBuOI under Neutral Conditions, *Angew. Chem. Int. Ed.* 49(7) (2010) 1309-1311.
- [93] J.-L. Wang, L.-N. He, X.-Y. Dou, F. Wu, Poly(ethylene glycol): an Alternative Solvent for the Synthesis of Cyclic Carbonate from Vicinal Halohydrin and Carbon Dioxide, *Aust. J. Chem.* 62(8) (2009) 917-920.
- [94] N. Eghbali, C.-J. Li, Conversion of carbon dioxide and olefins into cyclic carbonates in water, *Green Chem.* 9(3) (2007) 213-215.
- [95] March's Advanced Organic Chemistry: Reactions, Mechanisms and Structure, 5th ed by M. B. Smith and J. March. Wiley Interscience: New York. 2001. 2112 pp. \$69.95. ISBN 0-471-58589-0, Organic Process Research & Development 5(6) (2001) 669-669.

- [96] X.D. Lang, L.N. He, Green Catalytic Process for Cyclic Carbonate Synthesis from Carbon Dioxide under Mild Conditions, *Chem Rec* 16(3) (2016) 1337-52.
- [97] Y. Kayaki, M. Yamamoto, T. Ikariya, Stereoselective Formation of  $\alpha$ -Alkylidene Cyclic Carbonates via Carboxylative Cyclization of Propargyl Alcohols in Supercritical Carbon Dioxide, *J. Org. Chem.* 72(2) (2007) 647-649.
- [98] Y.-L. Sun, Y. Wei, M. Shi, Phosphine-catalyzed fixation of CO<sub>2</sub> with  $\gamma$ -hydroxyl alkynone under ambient temperature and pressure: kinetic resolution and further conversion, *Organic Chemistry Frontiers* 6(14) (2019) 2420-2429.
- [99] C.N. Matthews, J.S. Driscoll, G.H. Birum, Mesomeric phosphonium inner salts, *Chemical Communications (London)* (20) (1966) 736-737.
- [100] Y. Kayaki, M. Yamamoto, T. Ikariya, N-Heterocyclic Carbenes as Efficient Organocatalysts for CO<sub>2</sub> Fixation Reactions, *Angew. Chem. Int. Ed.* 48(23) (2009) 4194-4197.
- [101] W. Li, N. Yang, Y. Lyu, Theoretical Insights into the Catalytic Mechanism of N-Heterocyclic Olefins in Carboxylative Cyclization of Propargyl Alcohol with CO<sub>2</sub>, *J. Org. Chem.* 81(13) (2016) 5303-5313.
- [102] Z.-E. Yan, R.-P. Huo, L.-h. Guo, X. Zhang, The mechanisms for N-heterocyclic olefin-catalyzed formation of cyclic carbonate from CO<sub>2</sub> and propargylic alcohols, *J. Mol. Model.* 22(4) (2016) 94.
- [103] W. Li, D. Huang, Y. Lyu, A comparative computational study of N-heterocyclic olefin and N-heterocyclic carbene mediated carboxylative cyclization of propargyl alcohols with CO<sub>2</sub>, *Organic & Biomolecular Chemistry* 14(46) (2016) 10875-10885.
- [104] A. Boyaval, R. Méreau, B. Grignard, C. Detrembleur, C. Jerome, T. Tassaing, Organocatalytic Coupling of CO<sub>2</sub> with a Propargylic Alcohol: A Comprehensive Mechanistic Study, *ChemSusChem* 10(6) (2017) 1241-1248.
- [105] R. Méreau, B. Grignard, A. Boyaval, C. Detrembleur, C. Jerome, T. Tassaing, Tetrabutylammonium Salts: Cheap Catalysts for the Facile and Selective Synthesis of  $\alpha$ -Alkylidene Cyclic Carbonates from Carbon Dioxide and Alkynols, *ChemCatChem* 10(5) (2018) 956-960.
- [106] B. Grignard, C. Ngassamtounzoua, S. Gennen, B. Gilbert, R. Méreau, C. Jerome, T. Tassaing, C. Detrembleur, Boosting the Catalytic Performance of Organic Salts for the Fast and Selective Synthesis of  $\alpha$ -Alkylidene Cyclic Carbonates from Carbon Dioxide and Propargylic Alcohols, *ChemCatChem* 10(12) (2018) 2584-2592.
- [107] S. Gennen, B. Grignard, T. Tassaing, C. Jerome, C. Detrembleur, CO<sub>2</sub>-Sourced  $\alpha$ -Alkylidene Cyclic Carbonates: A Step Forward in the Quest for Functional Regioregular Poly(urethane)s and Poly(carbonate)s, *Angew Chem Int Ed Engl* 56(35) (2017) 10394-10398.
- [108] J. Qiu, Y. Zhao, Z. Li, H. Wang, M. Fan, J. Wang, Efficient Ionic-Liquid-Promoted Chemical Fixation of CO<sub>2</sub> into  $\alpha$ -Alkylidene Cyclic Carbonates, *ChemSuschem* 10(6) (2017) 1120-1127.
- [109] K. Chen, G. Shi, R. Dao, K. Mei, X. Zhou, H. Li, C. Wang, Tuning the basicity of ionic liquids for efficient synthesis of alkylidene carbonates from CO<sub>2</sub> at atmospheric pressure, *Chem. Commun.* 52(50) (2016) 7830-7833.
- [110] Y. Hu, J. Song, C. Xie, H. Wu, T. Jiang, G. Yang, B. Han, Transformation of CO<sub>2</sub> into  $\alpha$ -Alkylidene Cyclic Carbonates at Room Temperature Cocatalyzed by CuI and Ionic Liquid with Biomass-Derived Levulinate Anion, *ACS Sustainable Chem. Eng.* (2019).
- [111] L. Ouyang, X. Tang, H. He, C. Qi, W. Xiong, Y. Ren, H. Jiang, Copper-Promoted Coupling of Carbon Dioxide and Propargylic Alcohols: Expansion of Substrate Scope and Trapping of Vinyl Copper Intermediate, *Adv. Synth. Catal.* 357(11) (2015) 2556-2565.
- [112] K. Satoshi, Y. Shunsuke, S. Yuudai, Y. Wataru, C. Hau-Man, F. Kosuke, S. Kohei, I. Izumi, I. Taketo, Y. Tohru, Silver-Catalyzed Carbon Dioxide Incorporation and Rearrangement on Propargylic Derivatives, *Bull. Chem. Soc. Jpn.* 84(7) (2011) 698-717.
- [113] T. Yamada, R. Ugajin, S. Kikuchi, Silver-Catalyzed Efficient Synthesis of Vinylene Carbonate Derivatives from Carbon Dioxide, *Synlett* 25(08) (2014) 1178-1180.
- [114] Y. Yuan, Y. Xie, C. Zeng, D. Song, S. Chaemchuen, C. Chen, F. Verpoort, A recyclable AgI/OAc-catalytic system for the efficient synthesis of  $\alpha$ -alkylidene cyclic carbonates: carbon dioxide conversion at atmospheric pressure, *Green Chem.* 19(13) (2017) 2936-2940.



- [115] J.-Y. Li, L.-H. Han, Q.-C. Xu, Q.-W. Song, P. Liu, K. Zhang, Cascade Strategy for Atmospheric Pressure CO<sub>2</sub> Fixation to Cyclic Carbonates via Silver Sulfadiazine and Et<sub>4</sub>NBr Synergistic Catalysis, *ACS Sustainable Chem. Eng.* (2019).
- [116] Y. Yuan, Y. Xie, D. Song, C. Zeng, S. Chaemchuen, C. Chen, F. Verpoort, One-pot carboxylative cyclization of propargylic alcohols and CO<sub>2</sub> catalysed by N-heterocyclic carbene/Ag systems, *Appl. Organomet. Chem.* 31(12) (2017) e3867.
- [117] M. Cui, Q. Qian, Z. He, J. Ma, X. Kang, J. Hu, Z. Liu, B. Han, Synthesizing Ag Nanoparticles of Small Size on a Hierarchical Porosity Support for the Carboxylative Cyclization of Propargyl Alcohols with CO<sub>2</sub> under Ambient Conditions, *Chemistry – A European Journal* 21(45) (2015) 15924-15928.
- [118] Z. Yang, B. Yu, H. Zhang, Y. Zhao, Y. Chen, Z. Ma, G. Ji, X. Gao, B. Han, Z. Liu, Metalated Mesoporous Poly(triphenylphosphine) with Azo Functionality: Efficient Catalysts for CO<sub>2</sub> Conversion, *ACS Catal.* 6(2) (2016) 1268-1273.
- [119] Z. Zhou, C. He, L. Yang, Y. Wang, T. Liu, C. Duan, Alkyne Activation by a Porous Silver Coordination Polymer for Heterogeneous Catalysis of Carbon Dioxide Cycloaddition, *ACS Catal.* 7(3) (2017) 2248-2256.
- [120] S. Dabral, B. Bayarmagnai, M. Hermsen, J. Schießl, V. Mormul, A.S.K. Hashmi, T. Schaub, Silver-Catalyzed Carboxylative Cyclization of Primary Propargyl Alcohols with CO<sub>2</sub>, *Org. Lett.* 21(5) (2019) 1422-1425.
- [121] M.E. Jung, G. Piizzi, gem-Disubstituent Effect: Theoretical Basis and Synthetic Applications, *Chem. Rev.* 105(5) (2005) 1735-1766.
- [122] S.S. Islam, N. Salam, R.A. Molla, S. Riyajuddin, N. Yasmin, D. Das, K. Ghosh, S.M. Islam, Zinc (II) incorporated porous organic polymeric material (POPs): A mild and efficient catalyst for synthesis of dicoumarols and carboxylative cyclization of propargyl alcohols and CO<sub>2</sub> in ambient conditions, *Molecular Catalysis* 477 (2019) 110541.
- [123] J. Hu, J. Ma, Q. Zhu, Q. Qian, H. Han, Q. Mei, B. Han, Zinc(ii)-catalyzed reactions of carbon dioxide and propargylic alcohols to carbonates at room temperature, *Green Chem.* 18(2) (2016) 382-385.
- [124] J. Ma, L. Lu, Q. Mei, Q. Zhu, J. Hu, B. Han, ZnI<sub>2</sub>/NEt<sub>3</sub>-Catalyzed Cycloaddition of CO<sub>2</sub> with Propargylic Alcohols: Computational Study on Mechanism, *ChemCatChem* 9(21) (2017) 4090-4097.
- [125] M. Tamura, K. Ito, M. Honda, Y. Nakagawa, H. Sugimoto, K. Tomishige, Direct Copolymerization of CO<sub>2</sub> and Diols, *Scientific reports* 6 (2016) 24038.
- [126] Y. Gu, K. Matsuda, A. Nakayama, M. Tamura, Y. Nakagawa, K. Tomishige, Direct Synthesis of Alternating Polycarbonates from CO<sub>2</sub> and Diols by Using a Catalyst System of CeO<sub>2</sub> and 2-Furonitrile, *ACS Sustainable Chem. Eng.* (2019).
- [127] Z.-J. Gong, Y.-R. Li, H.-L. Wu, S.D. Lin, W.-Y. Yu, Direct copolymerization of carbon dioxide and 1,4-butanediol enhanced by ceria nanorod catalyst, *Applied Catalysis B: Environmental* 265 (2020) 118524.
- [128] J.-i. Kadokawa, H. Habu, S. Fukamachi, M. Karasu, H. Tagaya, K. Chiba, Direct polycondensation of carbon dioxide with xylylene glycols: a new method for the synthesis of polycarbonates, *Macromol. Rapid Commun.* 19(12) (1998) 657-660.
- [129] J.-i. Kadokawa, S. Fukamachi, H. Tagaya, K. Chiba, Direct Polycondensation of Carbon Dioxide with Various Diols Using the Triphenylphosphine/Bromotrichloromethane/N-Cyclohexyl-N', N', N'', N''-tetramethylguanidine System as Condensing Agent, *Polym. J.* 32 (2000) 703.
- [130] S. Bian, C. Pagan, A.A. Andrianova "Artemyeva", G. Du, Synthesis of Polycarbonates and Poly(ether carbonate)s Directly from Carbon Dioxide and Diols Promoted by a Cs<sub>2</sub>CO<sub>3</sub>/CH<sub>2</sub>Cl<sub>2</sub> System, *ACS Omega* 1(5) (2016) 1049-1057.
- [131] D. Pati, Z. Chen, X. Feng, N. Hadjichristidis, Y. Gnanou, Synthesis of polyglycocarbonates through polycondensation of glucopyranosides with CO<sub>2</sub>, *Polym. Chem.* 8(17) (2017) 2640-2646.
- [132] K. Soga, Y. Toshida, S. Hosoda, S. Ikeda, A convenient synthesis of a polycarbonate, *Makromol. Chem.* 178 (1977) 2747 - 2751.

- [133] K. Soga, Y. Toshida, S. Hosoda, S. Ikeda, Synthesis of a polycarbonate directly from carbon dioxide, alkali metal diolates and  $\alpha,\omega$ -dihalo compounds, *Makromol. Chem.* 179(10) (1978) 2379-2386.
- [134] Z. Chen, N. Hadjichristidis, X. Feng, Y. Gnanou, Cs<sub>2</sub>CO<sub>3</sub>-promoted polycondensation of CO<sub>2</sub> with diols and dihalides for the synthesis of miscellaneous polycarbonates, *Polym. Chem.* 7(30) (2016) 4944-4952.
- [135] S. Bian, A.A. Andrianova, A. Kubatova, G. Du, Effect of dihalides on the polymer linkages in the Cs<sub>2</sub>CO<sub>3</sub>-promoted polycondensation of 1 atm carbon dioxide and diols, *Materials Today Communications* (2018).
- [136] H. Höcker, H. Keul, S. Kühling, W. Hovestadt, A. Müller, B. Wurm, Ring-opening polymerization and copolymerization of cyclic carbonates with a variety of initiating systems, *Makromolekulare Chemie. Macromolecular Symposia* 73(1) (1993) 1-5.
- [137] G. Rokicki, Aliphatic cyclic carbonates and spiroorthocarbonates as monomers, *Prog. Polym. Sci.* 25(2) (2000) 259-342.
- [138] L. Vogdanis, W. Heitz, Carbon dioxide as a monomer, 3. The polymerization of ethylene carbonate, *Die Makromolekulare Chemie, Rapid Communications* 7(9) (1986) 543-547.
- [139] L. Vogdanis, B. Martens, H. Uchtmann, F. Hensel, W. Heitz, Synthetic and thermodynamic investigations in the polymerization of ethylene carbonate, *Die Makromolekulare Chemie* 191(3) (1990) 465-472.
- [140] R.F. Storey, D.C. Hoffman, Formation of poly(ethylene ether carbonate) diols: proposed mechanism and kinetic analysis, *Macromolecules* 25(20) (1992) 5369-5382.
- [141] H.R. Kricheldorf, J.M. Jonté, M. Berl, Polylactones 3. Copolymerization of glycolide with L, L-lactide and other lactones, *Die Makromolekulare Chemie* 12(S19851) (1985) 25-38.
- [142] H.R. Kricheldorf, M. Berl, N. Scharnagl, Poly(lactones). 9. Polymerization mechanism of metal alkoxide initiated polymerizations of lactide and various lactones, *Macromolecules* 21(2) (1988) 286-293.
- [143] J.H. Clements, Reactive Applications of Cyclic Alkylene Carbonates, *Ind. Eng. Chem. Res.* 42(4) (2003) 663-674.
- [144] J.-C. Lee, M.H. Litt, Ring-Opening Polymerization of Ethylene Carbonate and Depolymerization of Poly(ethylene oxide-co-ethylene carbonate), *Macromolecules* 33(5) (2000) 1618-1627.
- [145] H. Yang, M. Yan, S. Pispas, G. Zhang, Synthesis of Poly[(ethylene carbonate)-co-(ethylene oxide)] Copolymer by Phosphazene-Catalyzed ROP, *Macromol. Chem. Phys.* 212(23) (2011) 2589-2593.
- [146] K. Soga, Y. Tazuke, S. Hosoda, S. Ikeda, Polymerization of propylene carbonate, *Journal of Polymer Science: Polymer Chemistry Edition* 15(1) (1977) 219-229.
- [147] K. Tezuka, K. Komatsu, O. Haba, The anionic ring-opening polymerization of five-membered cyclic carbonates fused to the cyclohexane ring, *Polym. J.* 45(12) (2013) 1183-1187.
- [148] O. Haba, H. Tomizuka, T. Endo, Anionic Ring-Opening Polymerization of Methyl 4,6-O-Benzylidene-2,3-O-carbonyl- $\alpha$ -D-glucopyranoside: A First Example of Anionic Ring-Opening Polymerization of Five-Membered Cyclic Carbonate without Elimination of CO<sub>2</sub>, *Macromolecules* 38(9) (2005) 3562-3563.
- [149] W. Guerin, A.K. Diallo, E. Kirilov, M. Helou, M. Slawinski, J.-M. Brusson, J.-F. Carpentier, S.M. Guillaume, Enantiopure Isotactic PCHC Synthesized by Ring-Opening Polymerization of Cyclohexane Carbonate, *Macromolecules* 47(13) (2014) 4230-4235.
- [150] M. Azechi, K. Matsumoto, T. Endo, Anionic ring-opening polymerization of a five-membered cyclic carbonate having a glucopyranoside structure, *J. Polym. Sci., Part A: Polym. Chem.* 51(7) (2013) 1651-1655.
- [151] G. Rokicki, P.G. Parzuchowski, ROP of Cyclic Carbonates and ROP of Macrocycles, in: K. Matyjaszewski, M. Möller (Eds.), *Polymer Science: A Comprehensive Reference*, Elsevier, Amsterdam, 2012, pp. 247-308.

- [152] H.R. Kricheldorf, J. Jossen, Poly lactones. 16. Cationic Polymerization of Trimethylene Carbonate and Other Cyclic Carbonates, *Journal of Macromolecular Science: Part A - Chemistry* 26(4) (1989) 631-644.
- [153] T. Ariga, T. Takata, T. Endo, Cationic Ring-Opening Polymerization of Cyclic Carbonates with Alkyl Halides To Yield Polycarbonate without the Ether Unit by Suppression of Elimination of Carbon Dioxide, *Macromolecules* 30(4) (1997) 737-744.
- [154] D. Delcroix, B. Martín-Vaca, D. Bourissou, C. Navarro, Ring-Opening Polymerization of Trimethylene Carbonate Catalyzed by Methanesulfonic Acid: Activated Monomer versus Active Chain End Mechanisms, *Macromolecules* 43(21) (2010) 8828-8835.
- [155] J. Liu, S. Cui, Z. Li, S. Xu, J. Xu, X. Pan, Y. Liu, H. Dong, H. Sun, K. Guo, Polymerization of trimethylene carbonates using organic phosphoric acids, *Polym. Chem.* 7(35) (2016) 5526-5535.
- [156] H. Keul, R. Bäcker, H. Höcker, Anionic ring-opening polymerization of 2,2-dimethyltrimethylene carbonate, *Die Makromolekulare Chemie* 187(11) (1986) 2579-2589.
- [157] F. Sanda, J. Kamatani, T. Endo, Synthesis and Anionic Ring-Opening Polymerization Behavior of Amino Acid-Derived Cyclic Carbonates, *Macromolecules* 34(6) (2001) 1564-1569.
- [158] S. Kühling, H. Keul, H. Höcker, H.-J. Buysch, N. Schön, Synthesis of poly(2-ethyl-2-hydroxymethyltrimethylene carbonate), *Die Makromolekulare Chemie* 192(5) (1991) 1193-1205.
- [159] M. Murayama, F. Sanda, T. Endo, Anionic Ring-Opening Polymerization of a Cyclic Carbonate Having a Norbornene Structure with Amine Initiators, *Macromolecules* 31(3) (1998) 919-923.
- [160] J. Matsuo, F. Sanda, T. Endo, A novel observation in anionic ring-opening polymerization behavior of cyclic carbonates having aromatic substituents, *Macromol. Chem. Phys.* 199(11) (1998) 2489-2494.
- [161] J. Matsuo, K. Aoki, F. Sanda, T. Endo, Substituent Effect on the Anionic Equilibrium Polymerization of Six-Membered Cyclic Carbonates, *Macromolecules* 31(14) (1998) 4432-4438.
- [162] Y. Shen, X. Chen, R.A. Gross, Polycarbonates from Sugars: Ring-Opening Polymerization of 1,2-O-Isopropylidene-d-Xylofuranose-3,5- Cyclic Carbonate (IPXTC), *Macromolecules* 32(8) (1999) 2799-2802.
- [163] D.J. Darensbourg, P. Ganguly, D. Billodeaux, Ring-Opening Polymerization of Trimethylene Carbonate Using Aluminum(III) and Tin(IV) Salen Chloride Catalysts, *Macromolecules* 38(13) (2005) 5406-5410.
- [164] D.J. Darensbourg, W. Choi, P. Ganguly, C.P. Richers, Biometal Derivatives as Catalysts for the Ring-Opening Polymerization of Trimethylene Carbonate. Optimization of the Ca(II) Salen Catalyst System, *Macromolecules* 39(13) (2006) 4374-4379.
- [165] D.J. Darensbourg, W. Choi, C.P. Richers, Ring-Opening Polymerization of Cyclic Monomers by Biocompatible Metal Complexes. Production of Poly(lactide), Polycarbonates, and Their Copolymers, *Macromolecules* 40(10) (2007) 3521-3523.
- [166] D.J. Darensbourg, W. Choi, O. Karroonnirun, N. Bhuvanesh, Ring-Opening Polymerization of Cyclic Monomers by Complexes Derived from Biocompatible Metals. Production of Poly(lactide), Poly(trimethylene carbonate), and Their Copolymers, *Macromolecules* 41(10) (2008) 3493-3502.
- [167] H.R. Kricheldorf, A. Mahler, Polymers of carbonic acid 18: polymerizations of cyclobis(hexamethylene carbonate) by means of BuSnCl<sub>3</sub> or Sn(II)2-ethylhexanoate, *Polymer* 37(19) (1996) 4383-4388.
- [168] H.R. Kricheldorf, A. Stricker, Polymers of carbonic acid, 28. SnOct<sub>2</sub>-initiated polymerizations of trimethylene carbonate (TMC, 1,3-dioxanone-2), *Macromol. Chem. Phys.* 201(17) (2000) 2557-2565.
- [169] H.R. Kricheldorf, B. Weegen-Schulz, Polymers of carbonic acid. XIV. High molecular weight poly(trimethylene carbonate) by ring-opening polymerization with butyltin chlorides as initiators, *J. Polym. Sci., Part A: Polym. Chem.* 33(13) (1995) 2193-2201.
- [170] A.P. Pêgo, D.W. Grijpma, J. Feijen, Enhanced mechanical properties of 1,3-trimethylene carbonate polymers and networks, *Polymer* 44(21) (2003) 6495-6504.
- [171] J. Ling, Z. Shen, Q. Huang, Novel Single Rare Earth Aryloxide Initiators for Ring-Opening Polymerization of 2,2-Dimethyltrimethylene Carbonate, *Macromolecules* 34(22) (2001) 7613-7616.

- [172] F. Nederberg, B.G.G. Lohmeijer, F. Leibfarth, R.C. Pratt, J. Choi, A.P. Dove, R.M. Waymouth, J.L. Hedrick, Organocatalytic Ring Opening Polymerization of Trimethylene Carbonate, *Biomacromolecules* 8(1) (2007) 153-160.
- [173] S. Naumann, A.W. Thomas, A.P. Dove, Highly Polarized Alkenes as Organocatalysts for the Polymerization of Lactones and Trimethylene Carbonate, *ACS Macro Letters* 5(1) (2016) 134-138.
- [174] N.E. Kamber, W. Jeong, R.M. Waymouth, R.C. Pratt, B.G.G. Lohmeijer, J.L. Hedrick, Organocatalytic Ring-Opening Polymerization, *Chem. Rev.* 107(12) (2007) 5813-5840.
- [175] G.L. Gregory, L.M. Jenisch, B. Charles, G. Kociok-Köhn, A. Buchard, Polymers from Sugars and CO<sub>2</sub>: Synthesis and Polymerization of a d-Mannose-Based Cyclic Carbonate, *Macromolecules* 49(19) (2016) 7165-7169.
- [176] G.L. Gregory, G. Kociok-Köhn, A. Buchard, Polymers from sugars and CO<sub>2</sub>: ring-opening polymerisation and copolymerisation of cyclic carbonates derived from 2-deoxy-d-ribose, *Polym. Chem.* 8(13) (2017) 2093-2104.
- [177] G.L. Gregory, E.M. Hierons, G. Kociok-Köhn, R.I. Sharma, A. Buchard, CO<sub>2</sub>-Driven stereochemical inversion of sugars to create thymidine-based polycarbonates by ring-opening polymerisation, *Polym. Chem.* 8(10) (2017) 1714-1721.
- [178] G.L. Gregory, E.M. Lopez-Vidal, A. Buchard, Polymers from sugars: cyclic monomer synthesis, ring-opening polymerisation, material properties and applications, *Chem. Commun.* 53(14) (2017) 2198-2217.
- [179] D. Pati, X. Feng, N. Hadjichristidis, Y. Gnanou, CO<sub>2</sub> as versatile carbonation agent of glycosides: Synthesis of 5- and 6-membered cyclic glycocarbonates and investigation of their ring-opening, *J. CO<sub>2</sub> Util.* 24 (2018) 564-571.
- [180] R.F. Harris, Molecular weight advancement of poly(ethylene ether carbonate) polyols, *J. Appl. Polym. Sci.* 38(3) (1989) 463-476.
- [181] P. Pawłowski, G. Rokicki, Synthesis of oligocarbonate diols from ethylene carbonate and aliphatic diols catalyzed by alkali metal salts, *Polymer* 45(10) (2004) 3125-3137.
- [182] G. Rokicki, T. Kowalczyk, Synthesis of oligocarbonate diols and their characterization by MALDI-TOF spectrometry, *Polymer* 41(26) (2000) 9013-9031.
- [183] J. Xu, E. Feng, J. Song, Renaissance of aliphatic polycarbonates: New techniques and biomedical applications, *J. Appl. Polym. Sci.* 131(5) (2014).
- [184] Q. He, Q. Zhang, S. Liao, C. Zhao, X. Xie, Understanding cyclic by-products and ether linkage formation pathways in the transesterification synthesis of aliphatic polycarbonates, *Eur. Polym. J.* 97 (2017) 253-262.
- [185] J. Sun, D. Kuckling, Synthesis of high-molecular-weight aliphatic polycarbonates by organo-catalysis, *Polym. Chem.* 7(8) (2016) 1642-1649.
- [186] L. Meabe, N. Lago, L. Rubatat, C. Li, A.J. Müller, H. Sardon, M. Armand, D. Mecerreyes, Polycondensation as a Versatile Synthetic Route to Aliphatic Polycarbonates for Solid Polymer Electrolytes, *Electrochim. Acta* 237 (2017) 259-266.
- [187] P.U. Naik, K. Refes, F. Sadaka, C.-H. Brachais, G. Boni, J.-P. Couvercelle, M. Picquet, L. Plasseraud, Organo-catalyzed synthesis of aliphatic polycarbonates in solvent-free conditions, *Polym. Chem.* 3(6) (2012) 1475-1480.
- [188] H. Mutlu, J. Ruiz, S.C. Solleder, M.A.R. Meier, TBD catalysis with dimethyl carbonate: a fruitful and sustainable alliance, *Green Chem.* 14(6) (2012) 1728-1735.
- [189] J.H. Park, J.Y. Jeon, J.J. Lee, Y. Jang, J.K. Varghese, B.Y. Lee, Preparation of High-Molecular-Weight Aliphatic Polycarbonates by Condensation Polymerization of Diols and Dimethyl Carbonate, *Macromolecules* 46(9) (2013) 3301-3308.
- [190] J. Zhang, W. Zhu, C. Li, D. Zhang, Y. Xiao, G. Guan, L. Zheng, Effect of the biobased linear long-chain monomer on crystallization and biodegradation behaviors of poly(butylene carbonate)-based copolycarbonates, *RSC Adv.* 5(3) (2015) 2213-2222.
- [191] W. Zhu, X. Huang, C. Li, Y. Xiao, D. Zhang, G. Guan, High-molecular-weight aliphatic polycarbonates by melt polycondensation of dimethyl carbonate and aliphatic diols: synthesis and characterization, *Polym. Int.* 60(7) (2011) 1060-1067.

- [192] W. Zhu, W. Zhou, C. Li, Y. Xiao, D. Zhang, G. Guan, D. Wang, Synthesis, Characterization and Degradation of Novel Biodegradable Poly(butylene-co-hexamethylene carbonate) Copolycarbonates, *Journal of Macromolecular Science, Part A* 48(8) (2011) 583-594.
- [193] J. Sun, K.I. Aly, D. Kuckling, A novel one-pot process for the preparation of linear and hyperbranched polycarbonates of various diols and triols using dimethyl carbonate, *RSC Adv.* 7(21) (2017) 12550-12560.
- [194] Z. Wang, X. Yang, S. Liu, J. Hu, H. Zhang, G. Wang, One-pot synthesis of high-molecular-weight aliphatic polycarbonates via melt transesterification of diphenyl carbonate and diols using Zn(OAc)<sub>2</sub> as a catalyst, *RSC Adv.* 5(106) (2015) 87311-87319.
- [195] Z. Wang, X. Yang, J. Li, S. Liu, G. Wang, Synthesis of high-molecular-weight aliphatic polycarbonates from diphenyl carbonate and aliphatic diols by solid base, *J. Mol. Catal. A: Chem.* 424 (2016) 77-84.
- [196] R. Vanderhenst, S.A. Miller, Polycarbonates from biorenewable diols via carbonate metathesis polymerization, *Green Materials* 1(2) (2013) 64-78.
- [197] I.I. Osamu Haban, Mitsuru Ueda, Shigeki Kuze, Synthesis of Polycarbonate from Dimethyl Carbonate and bisphenol-A, *Journal of Polymer Science* 37 (1998) 2087-2093.
- [198] V.N. Ignatov, V. Tartari, C. Carraro, R. Pippa, G. Nadali, C. Berti, M. Fiorini, New Catalysts for Bisphenol A Polycarbonate Melt Polymerisation, 2. Polymer Synthesis and Characterisation, *Macromol. Chem. Phys.* 202(9) (2001) 1946-1949.
- [199] Y. Kim, K.Y. Choi, T.A. Chamberlin, Kinetics of melt transesterification of diphenyl carbonate and bisphenol A to polycarbonate with lithium hydroxide monohydrate catalyst, *Ind. Eng. Chem. Res.* 31(9) (1992) 2118-2127.
- [200] S. Fukuoka, M. Kawamura, K. Komiya, M. Tojo, H. Hachiya, K. Hasegawa, M. Aminaka, H. Okamoto, I. Fukawa, S. Konno, A novel non-phosgene polycarbonate production process using by-product CO<sub>2</sub> as starting material, *Green Chem.* 5(5) (2003) 497-507.
- [201] M. Zhang, W. Lai, L. Su, Y. Lin, G. Wu, A synthetic strategy toward isosorbide polycarbonate with a high molecular weight: the effect of intermolecular hydrogen bonding between isosorbide and metal chlorides, *Polym. Chem.* (2019).
- [202] Z. Yang, L. Liu, H. An, C. Li, Z. Zhang, W. Fang, F. Xu, S. Zhang, Cost-Effective Synthesis of High Molecular Weight Biobased Polycarbonate via Melt Polymerization of Isosorbide and Dimethyl Carbonate, *ACS Sustainable Chem. Eng.* (2020).
- [203] Q. Li, W. Zhu, C. Li, G. Guan, D. Zhang, Y. Xiao, L. Zheng, A non-phosgene process to homopolycarbonate and copolycarbonates of isosorbide using dimethyl carbonate: Synthesis, characterization, and properties, *J. Polym. Sci., Part A: Polym. Chem.* 51(6) (2013) 1387-1397.
- [204] Y.S. Eo, H.-W. Rhee, S. Shin, Catalyst screening for the melt polymerization of isosorbide-based polycarbonate, *Journal of Industrial and Engineering Chemistry* 37 (2016) 42-46.
- [205] Z. Yang, X. Li, F. Xu, W. Wang, Y. Shi, Z. Zhang, W. Fang, L. Liu, S. Zhang, Synthesis of bio-based polycarbonate via one-step melt polycondensation of isosorbide and dimethyl carbonate by dual site-functionalized ionic liquid catalysts, *Green Chem.* (2021).
- [206] W. Qian, X. Ma, L. Liu, L. Deng, Q. Su, R. Bai, Z. Zhang, H. Gou, L. Dong, W. Cheng, F. Xu, Efficient synthesis of bio-derived polycarbonates from dimethyl carbonate and isosorbide: regulating exo-OH and endo-OH reactivity by ionic liquids, *Green Chem.* 22(16) (2020) 5357-5368.
- [207] C. Li, Z. Zhang, Z. Yang, W. Fang, H. An, T. Li, F. Xu, Synthesis of bio-based poly(oligoethylene glycols-co-isosorbide carbonate)s with high molecular weight and enhanced mechanical properties via ionic liquid catalyst, *React. Funct. Polym.* 155 (2020) 104689.
- [208] W. Qian, X. Tan, Q. Su, W. Cheng, F. Xu, L. Dong, S. Zhang, Transesterification of Isosorbide with Dimethyl Carbonate Catalyzed by Task-Specific Ionic Liquids, *ChemSuschem* 12(6) (2019) 1169-1178.
- [209] W. Qian, L. Liu, Z. Zhang, Q. Su, W. Zhao, W. Cheng, D. Li, Z. Yang, R. Bai, F. Xu, Y. Zhang, S. Zhang, Synthesis of Bioderived Polycarbonates with Molecular Weight Adjustability Catalyzed by Phenolic-derived Ionic Liquids, *Green Chem.* (2020).

- [210] W. Sun, F. Xu, W. Cheng, J. Sun, G. Ning, S. Zhang, Synthesis of isosorbide-based polycarbonates via melt polycondensation catalyzed by quaternary ammonium ionic liquids, *Chinese Journal of Catalysis* 38(5) (2017) 908-917.
- [211] C. Ma, F. Xu, W. Cheng, X. Tan, Q. Su, S. Zhang, Tailoring Molecular Weight of Bioderived Polycarbonates via Bifunctional Ionic Liquids Catalysts under Metal-Free Conditions, *ACS Sustainable Chem. Eng.* 6(2) (2018) 2684-2693.
- [212] Z. Zhang, F. Xu, H. He, W. Ding, W. Fang, W. Sun, Z. Li, S. Zhang, Synthesis of high-molecular weight isosorbide-based polycarbonates through efficient activation of endo-hydroxyl groups by an ionic liquid, *Green Chem.* (2019).
- [213] W. Fang, Z. Zhang, Z. Yang, Y. Zhang, F. Xu, C. Li, H. An, T. Song, Y. Luo, S. Zhang, One-pot synthesis of bio-based polycarbonates from dimethyl carbonate and isosorbide under metal-free condition, *Green Chem.* 22(14) (2020) 4550-4560.
- [214] X. Shen, S. Liu, Q. Wang, H. Zhang, G. Wang, Synthesis of Poly(isosorbide carbonate) via Melt Polycondensation Catalyzed by a KF/MgO Catalyst, *Chemical Research in Chinese Universities* (2019).
- [215] F. Fenouillot, A. Rousseau, G. Colomines, R. Saint-Loup, J.P. Pascault, Polymers from renewable 1,4:3,6-dianhydrohexitols (isosorbide, isomannide and isoidide): A review, *Prog. Polym. Sci.* 35(5) (2010) 578-622.
- [216] X.-L. Shen, Z.-Q. Wang, Q.-Y. Wang, S.-Y. Liu, G.-Y. Wang, Synthesis of Poly(isosorbide carbonate) via Melt Polycondensation Catalyzed by Ca/SBA-15 Solid Base, *Chin. J. Polym. Sci.* 36(9) (2018) 1027-1035.
- [217] M. Zhang, W. Lai, L. Su, G. Wu, Effect of Catalyst on the Molecular Structure and Thermal Properties of Isosorbide Polycarbonates, *Ind. Eng. Chem. Res.* 57(14) (2018) 4824-4831.
- [218] F. Ouhib, L. Meabe, A. Mahmoud, N. Eshraghi, B. Grignard, J.-M. Thomassin, A. Aqil, F. Boschini, C. Jérôme, D. Mecerreyes, C. Detrembleur, CO<sub>2</sub>-sourced polycarbonates as solid electrolytes for room temperature operating lithium batteries, *Journal of Materials Chemistry A* 7(16) (2019) 9844-9853.
- [219] C. Ngassam Tounzoua, B. Grignard, A. Brege, C. Jerome, T. Tassaing, R. Mereau, C. Detrembleur, A Catalytic Domino Approach toward Oxo-Alkyl Carbonates and Polycarbonates from CO<sub>2</sub>, Propargylic Alcohols, and (Mono- and Di-)Alcohols, *ACS Sustainable Chem. Eng.* 8(26) (2020) 9698-9710.
- [220] F. Siragusa, E. Van Den Broeck, C. Ocando, A.J. Müller, G. De Smet, B.U.W. Maes, J. De Winter, V. Van Speybroeck, B. Grignard, C. Detrembleur, Access to Biorenewable and CO<sub>2</sub>-Based Polycarbonates from Exovinylene Cyclic Carbonates, *ACS Sustainable Chem. Eng.* 9(4) (2021) 1714-1728.

## Chapter II:

The coupling of CO<sub>2</sub> with diols promoted by organic dual systems: towards products divergence via benchmarking of the performance metrics

- The results presented in this chapter were published in *the Journal of CO<sub>2</sub> utilization*, 2020, **38**, 88-98, DOI: [10.1016/j.jcou.2020.01.003](https://doi.org/10.1016/j.jcou.2020.01.003)

## ABSTRACT

Herein, we propose a critical study balancing two metal-free dual activating systems, namely DBU/EtBr and TEA/TsCl, for the coupling of CO<sub>2</sub> with 1,x-diols to afford (a)cyclic carbonates. *In-situ* ATR-IR monitoring correlated with DFT calculations led to mechanism propositions for the model formation of propylene carbonate from propylene glycol. Kinetics upon various experimental conditions were established for the first time, leading to an optimized synthetic protocol. The substrates scope was then investigated and selectivities toward the formation of cyclic or linear carbonates were correlated to the dual activating system and the diol structure. By choosing the suitable organic dual activating system, one is able to control the product selectivity to substituted ethylene- or trimethylene carbonate and/or acyclic compounds, providing a powerful tool to synthesize CO<sub>2</sub>-based precursors that are highly relevant for organic and polymer chemistry from ubiquitous building blocks.

## Table of contents:

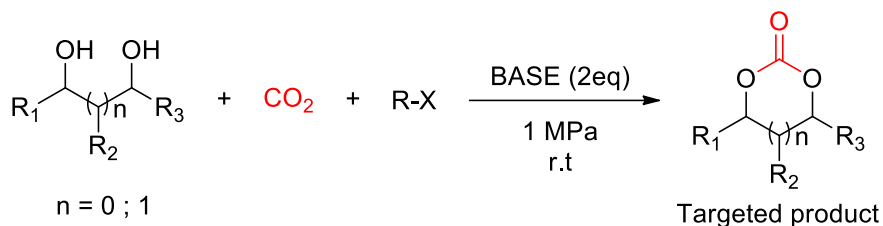
I) Introduction .....	79
II) Material and Methods .....	80
II-1) Material .....	80
II-2) Methods .....	81
III) Results and discussion.....	85
III-1) Dual system DBU/R-X.....	85
III-1-a) Synthesis of propylene carbonate from propylene glycol: mechanistic study .....	85
III-1-b) Temperature, pressure and solvent effect on kinetics and yields.....	93
III-2) Dual system TEA/TsCl.....	99
III-3) Substrate scope .....	104
III-3-a) Selectivity for 1,2-diols substrates .....	105
III-3-b) Selectivity for 1,3-diols substrates .....	107
III-3-c) Selectivity for 1,x-diols substrates (x ≥ 4) .....	107
IV) Conclusion.....	108
References.....	109
APPENDIX: Characterization of organic carbonates.....	113



## I) Introduction

It is widely known that carbon dioxide concentration in the atmosphere, among other greenhouse gases, keeps increasing every year, partly due to the petrochemical industry and combustion of fossil fuels[1,2]. New scientific challenges have risen to mitigate such anthropogenic emissions and prevent the environmental concerns. Among them, Carbon Dioxide Utilization (CDU) has emerged as a solution to valorise CO<sub>2</sub> as a key intermediate for chemistry[3-12]. In this context, converting CO<sub>2</sub> into organic cyclic carbonates was extensively investigated to design CO<sub>2</sub>-based materials with a lower carbon footprint finding wide applications as intermediates in the organic and polymer chemistry[13-21], as well as promising green aprotic polar solvents[22,23]. Various synthetic pathways were developed to access (functional) 5- or 6-membered cyclic carbonates such as the [3+2] coupling of CO<sub>2</sub> with epoxides[24-29] or via the fixation of CO<sub>2</sub> into oxetanes[26,30,31]. Although terminal epoxides are easily converted into 5-membered cyclic carbonates, the conversion of internal di-, tri- and tetra-substituted epoxides or (substituted) oxetanes into their corresponding five- and six-membered cycles still remained very challenging[31]. To broaden the scope and functionality of cyclic carbonates, other substrates such as propargylic alcohols[15,32-37], 1,2 and 1,3-diols[38-41] were subjected to carbonation in order to afford  $\alpha$ -alkylidene cyclic carbonates, five- and six-membered cyclic carbonates, respectively. Although the use of diols is a promising alternative, their reaction with CO<sub>2</sub> is kinetically and thermodynamically limited due to the formation of water as a by-product. To surpass these hurdles, catalytic platforms based on both homogeneous and heterogeneous organometallic catalysts (Bu<sub>2</sub>SnO, K<sub>2</sub>CO<sub>3</sub>, CeO<sub>2</sub>...) used in combination with dehydrating systems (molecular sieves, zeolites, 2-Cyanopyridine...) were developed[42,43]. To the best of our knowledge, the most efficient system involved CeO<sub>2</sub> as the catalyst and 2-Cyanopyridine as dehydrating agent[43]. The main drawback related to this process is the use of harsh reaction conditions (150 °C, 5 MPa) and an expensive dehydrating agent used in large excess. Alternative protocols have been recently proposed to displace the reaction equilibrium and to overcome the limitation induced by the formation of water by combining the use of an organic base and an alkylating agent under mild conditions. Such strategy has been shown by Zhang et al. [44] and Buchard et al. [45,46] by combining strong Lewis bases and Tosyl chloride (TsCl) as the alkylating agent to promote the synthesis of 6-membered cyclic carbonates with the formation of the TsO<sup>-</sup> anion as a by-product. A similar protocol has been proposed by Kitamura et al.[47] and Dyson et al. [41] using alkyl halides as the alkylating agents that allow the synthesis of cyclic carbonates in good yields from different substrates. Gnanou et al. also investigated the cyclization or polymerization of glycoside and diols with a larger spacer in a similar fashion[48-50]. Addition of ionic liquids to these systems to promote CO<sub>2</sub> activation to afford cyclic carbonates from diols was also studied[51]. Although plausible mechanisms have been proposed for the carbonation of 1,2-diols promoted by organic bases/alkyl halide dual system, a molecular level understanding of the reaction mechanism and the determination of the key structural parameter of the reactants and the organic activating system that governs the yields and the selectivity of the reaction is still missing.

To this aim, we propose a detailed investigation and comparison of the coupling of CO<sub>2</sub> and various 1,x-diols in a one pot/one step fashion under mild conditions promoted by two different organic dual activating systems (Scheme 1).



**Scheme 2:** Strategy for the synthesis of 5 to 6 membered cyclic carbonates from diols and CO<sub>2</sub> promoted by organic bases and alkyl halides under mild conditions.

A mechanism of the model carbonation of propylene glycol using DBU and bromoethane is first proposed by correlation of *in-situ* ATR-IR kinetic monitoring and DFT calculations. The effects of the temperature, the pressure, the solvent and the nature of the alkyl halide on the kinetics, the carbonate yields and selectivities were then evaluated. In a similar fashion, the model carbonation of propylene glycol was studied using a second dual activating system with triethylamine (TEA) as a base and TsCl as the alkylating agent. Extension of the synthetic protocols to the carbonation of challenging mono-, di- and tetrasubstituted vicinal diols, to 1,3- and 1,4 diols or isosorbide, a bio-based diol with a two fused furan rings structure, was then investigated using both dual systems. The benchmarking of their performance metrics will guide us opting to the most appropriate activating system regarding the nature of the diol substrate and the desired product selectivity, i.e. a cyclic or a linear carbonate.

## II) Material and Methods

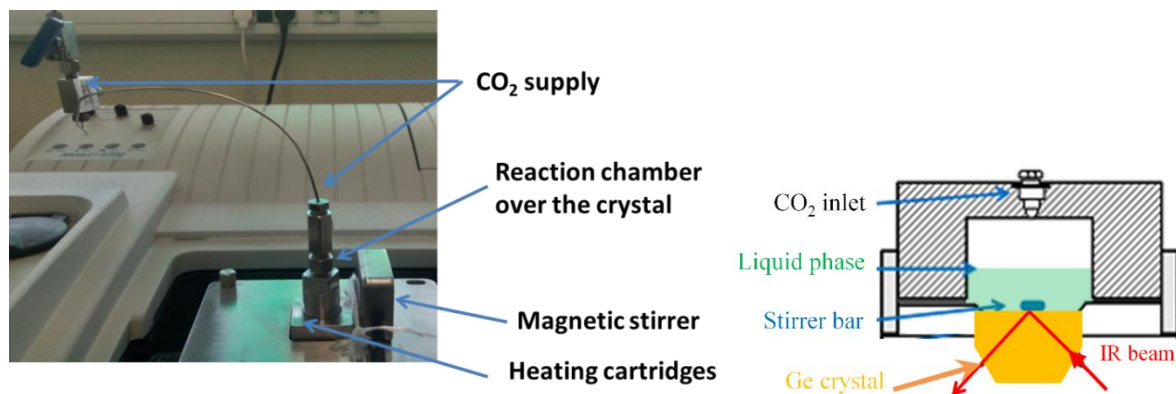
### II-1) Material

Propylene glycol (PG, Sigma Aldrich), Ethylene glycol (Sigma Aldrich), 2,3-butanediol (Sigma Aldrich), Pinacol (Sigma Aldrich), Glycerol (Sigma Aldrich), 1,3-butanediol (Sigma Aldrich), Hexylene glycol (Arkema), 1,4-butanediol (Sigma Aldrich), Isosorbide (Alfa Aesar), trans-1,2-Cyclohexanediol (Alfa Aesar), Pyrocatechol (Sigma Aldrich), Bromoethane (Sigma Aldrich), Bromobutane (Sigma Aldrich), Chlorobutane (Sigma Aldrich), Benzyl bromide (Sigma Aldrich), Benzyl chloride (Sigma Aldrich), Methyl iodide (Sigma Aldrich), Dichloromethane (CH<sub>2</sub>Cl<sub>2</sub>, Sigma Aldrich) Acetonitrile (CH<sub>3</sub>CN, Sigma Aldrich), Chloroform (CHCl<sub>3</sub>, Sigma Aldrich), Anisole (Alfa Aesar), Dimethyl sulfoxide (DMSO, Sigma Aldrich) were used without further purification.

## II-2) Methods

### *General procedure for kinetic studies:*

The reactions were monitored *in-situ* by IR spectroscopy using a home-made Ge ATR accessory (see Fig. 1) suitable for high-pressure measurements (up to 5 MPa) and high temperature (up to 100 °C).



**Figure 1:** ATR-IR setup for the kinetic studies. The reaction mixture is injected directly in the reaction chamber. When the system is sealed, it can be put under pressure.

It was coupled with a ThermoOptek interferometer (type 6700) equipped with a globar source, a KBr/Ge beamsplitter and a DTGS (Deuterated TriGlycine Sulphate) detector. Single beam spectra recorded in the spectral range (400-4000  $\text{cm}^{-1}$ ) with a 4  $\text{cm}^{-1}$  resolution were obtained after the Fourier transformation of 20 accumulated interferograms for the first hundred spectra (one spectra every 75 sec), and then Fourier transformation of 80 accumulated interferograms until the end of reaction time (one spectra every 5 min).

Diol (0.5 mmol) was solubilized in a 2 mL vial with 200  $\mu\text{L}$  of solvent. Organic base (1 mmol) was added to the vial. Alkyl halide (1.2 mmol) was added to the vial. The whole mixture was then transferred to the reaction chamber (volume: 5 mL) which is directly fixed on the Ge crystal of the ATR-IR device. The setup is sealed with the CO<sub>2</sub> feed pipe so it can be put under pressure. To best avoid side reactions between the base and the alkyl halide, it is worth noting that the faster the system is pressurized, the less side reactions are observed. Experiments where cyclic carbonates were obtained in good yields (> 50 %) were carried out again on a larger scale for further purification. Products were purified by column chromatography (100 % Ethyl acetate for glycerol carbonate, 5 % Acetone / 95 % Chloroform for others) and weighted to get the isolated yield.

### *General procedure for batch reactions:*

Diol (0.5 mmol) was solubilized in a 2mL vial with 200  $\mu\text{L}$  of solvent. Organic base (1 mmol) was added to the vial. Alkyl halide (1.2 mmol) was added to the vial. A stir bar was added to the vial. The vial was sealed with a septum cap which was perforated to let CO<sub>2</sub> enter the vial and dissolve in the solution. Up to 8 vials were transferred into the high pressure reacting chamber, placed on a magnetic stirrer. A pressure of 1 MPa CO<sub>2</sub> was initially applied to the

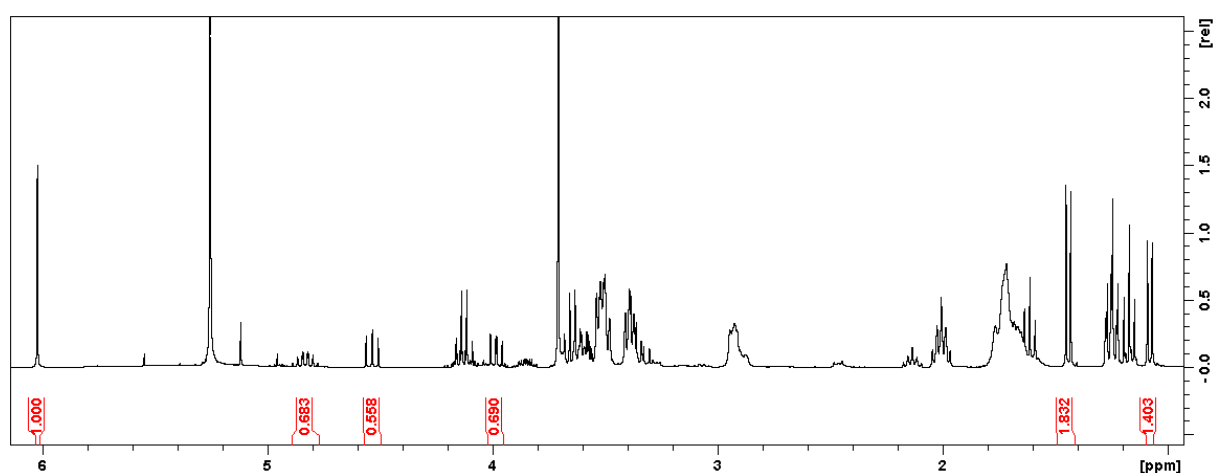
chamber, which volume is large enough to keep the pressure quasi constant throughout the reaction (pressure drops as CO<sub>2</sub> dissolves in the media). At the end of the reaction time, the reaction chamber was slowly depressurized and the vials were taken out. Septum caps were replaced by sealed caps. All products were analysed by both ATR-IR spectroscopy and <sup>1</sup>H NMR spectroscopy without further purification. To best avoid side reactions between the base and the alkyl halide, it is worth noting that the faster the system is pressurized, the less side reactions are observed.

### *Nuclear magnetic resonance spectroscopy (NMR)*

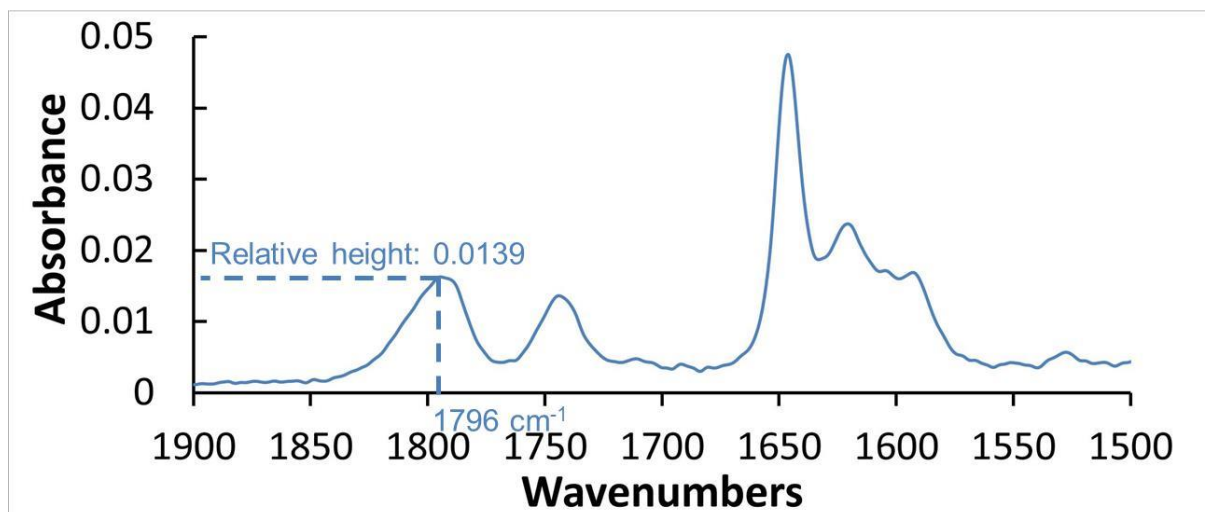
<sup>1</sup>H and <sup>13</sup>C NMR spectra were recorded at 298 K with a Bruker advance DRX 400 spectrometer operating at 400.13 MHz, on the Fourier transform mode. All NMR spectra were phased and baseline-corrected. The samples were prepared by dissolving 15-20 mg of product in 0.7 ml of a deuterated solvent (CDCl<sub>3</sub>) and were calibrated with the 7.26 ppm residual signal of CDCl<sub>3</sub>.

### *Method for the determination of conversion and yields by quantitative ATR-IR and quantitative 1H NMR*

All yields were determined by quantitative <sup>1</sup>H NMR using 1,3,5-trimethoxybenzene (TMB) as internal standard, except for the synthesis of propylene carbonate where the yield was determined by both <sup>1</sup>H quantitative NMR and ATR-IR. A known mass of TMB (0.333 equivalent) was added to the reaction mixture before the introduction of CO<sub>2</sub>. Here are presented <sup>1</sup>H NMR (Fig. 2) spectrum and ATR-IR (Fig. 3) spectrum of the same sample at the end of reaction time to compare the yields obtained and confirm both methods work as quantitative methods.



**Figure 2:** <sup>1</sup>H NMR spectrum of model reaction in CDCl<sub>3</sub> (Scheme 2) after 20h for the synthesis of Propylene carbonate. Propylene glycol (0.5mmol ; 36.7μL) ; DBU (1mmol ; 149.2μL) ; EtBr (1.2mmol ; 89.4μL) ; CH<sub>2</sub>Cl<sub>2</sub> (200μL) ; 1,3,5-trimethoxybenzene (0.162mmol ; 27.22mg) as internal standard. 50μL of the reaction mixture are mixed with 600μL CDCl<sub>3</sub> to perform <sup>1</sup>H NMR analysis.



**Figure 3:** ATR-IR spectra of model reaction (same sample that for  $^1\text{H}$  NMR spectrum, Fig. S9).

- Yield obtained from  $^1\text{H}$  NMR analysis :

Propylene carbonate:  $\delta$ : 4.9 – 4.77 (1 H, m, MeCHO), 4.57 – 4.50 (1 H, dd, CHHO), 4.02 – 3.95 (1 H, dd, CHHO), 1.48 – 1.42 (3 H, d,  $\text{CH}_3\text{CHO}$ ).

Propylene glycol:  $\delta$ : 3.91 – 3.8 (1H, m, MeCHOH), 3.63 – 3.55 (1H, m, CHHOH), 3.42 – 3.2 (1H, m, CHHOH), 1.10 – 1.06 (3H, d,  $\text{CH}_3\text{CHOH}$ )

TMB:  $\delta$ : 6.02 (3H, ArH), 3.71 (9H,  $\text{OCH}_3$ )

Proton signals of propylene carbonate were integrated with aromatic protons signal of TMB (3 H) as reference (integration value of 1). As TMB was introduced with a known mass (0.333 equivalent of propylene glycol), one can calculate the exact mole number of propylene carbonate.

$$n(\text{PC}) = \frac{\sum_i \frac{\int_i \text{PC}}{N_H^i}}{i} * 3 * n_{\text{TMB}}$$

$n(\text{PC})$ : Mole number of propylene carbonate

$\int_i \text{PC}$  : integration value of signal "i" relative to propylene carbonate

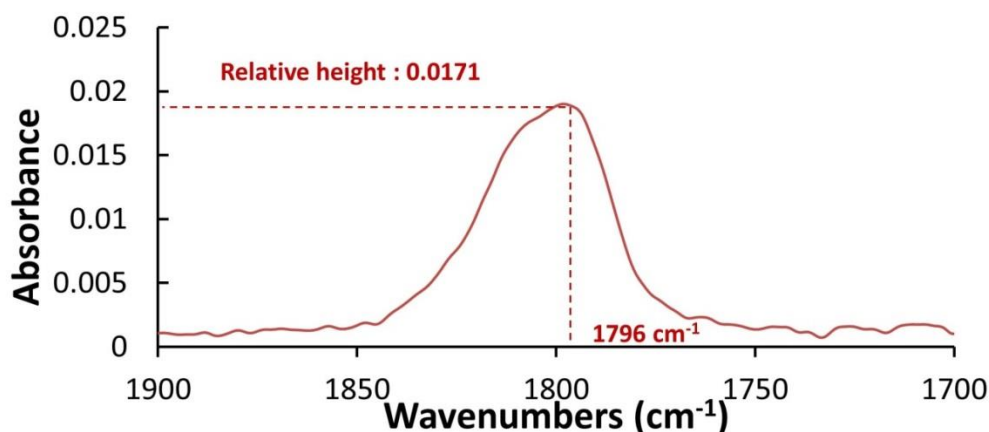
$N_H^i$  : number of hydrogen taken into account for signal "i"

$n_{\text{TMB}}$  : mole number of TMB initially introduced in the reaction media

Yield obtained from Fig. 2 is of **62 %**.

- Yield obtained from ATR-IR analysis :  
Propylene carbonate:  $\nu(\text{C}=\text{O}) : 1796\text{cm}^{-1}$

The experimental determination of the molar attenuation coefficient of PC to calculate yields from kinetic studies is presented in Figure 4 below.



Molecular species	Carbonate concentration	Peak height	$\epsilon^*l$ (mL/mmol)
PC ; DBU ; BuBr ; $\text{CH}_2\text{Cl}_2$	0.96 mol/L	0.0171	0.0178
PC (pure)	11.85 mol/L	0.227	0.0192

**Figure 4:** Experimental determination of the molar attenuation coefficient of propylene carbonate by ATR-IR: Propylene carbonate (0.5 mmol ; 42.3  $\mu\text{L}$ ) ; DBU (1 mmol ; 149.2  $\mu\text{L}$ ) ; BuBr (1.2 mmol ; 130  $\mu\text{L}$ ) ;  $\text{CH}_2\text{Cl}_2$  : (200  $\mu\text{L}$ ).

As we calculated the value of  $\epsilon^*l$  for propylene carbonate, one can calculate the concentration of propylene carbonate in the reaction media using Beer-Lambert law with the absorbance at  $1796\text{cm}^{-1}$ .

Yield obtained from Fig. 3 is of **69 %**.

Both methods lead to the same yield with only small differences attributed to experimental factors.

#### *Density Functional Theory (DFT) computational details*

Preliminary calculations of equilibrium structures were performed using a semi-empirical model (AM1-D3H4) to determine the most stable conformations. These semi-empirical calculations were performed using the AMPAC software. The CHAIN algorithm was used for locating intermediates and transition states along the reaction path. The lowest energy structures obtained at the AM1-D3H4 level were further investigated using the Density Functional Theory method (DFT) implemented in the Gaussian 16 package. DFT calculations of geometries, energies, and vibrational frequencies reported in this article were carried out with the M06-2X functional using the 6-311G(d,p) basis set. All frequencies of each structure have also been calculated to verify the presence of a single imaginary frequency for

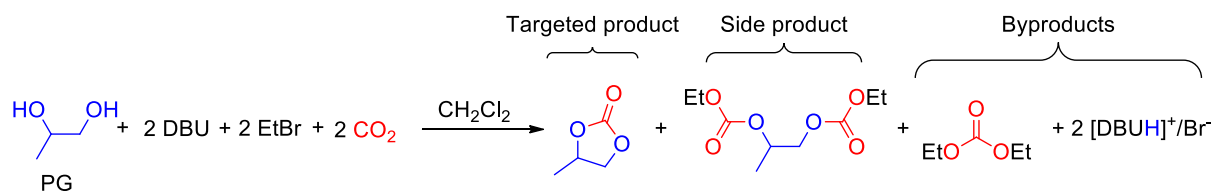
transition states and the absence of imaginary frequency for ground states. The intrinsic reaction coordinate (IRC) method has been used to verify that the obtained transition states were effectively connected to the desired minima. For all activating systems, a wide range of possible configurations and interactions have been modelled and the more stable of them are reported in this work. To consider entropic effects, the energies mentioned in this study correspond to the Gibbs free energy ( $\Delta G$ ).

### III) Results and discussion

#### III-1) Dual system DBU/R-X

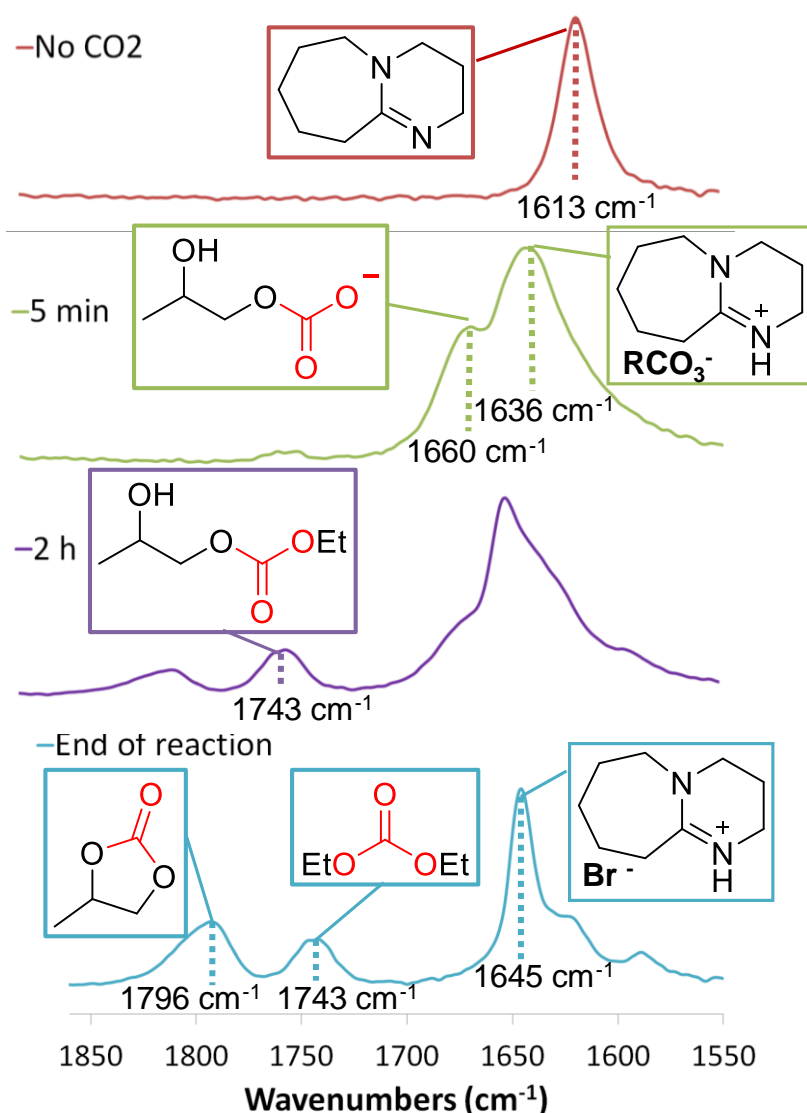
##### *III-1-a) Synthesis of propylene carbonate from propylene glycol: mechanistic study*

Insights into the mechanisms and the kinetics of the carbonation of 1,x-diols to access (a)cyclic carbonates were first performed for a model reaction between propylene glycol (PG) and CO<sub>2</sub> promoted by a dual system composed of an organic superbases, i.e. 1,8-diazabicyclo-[5.4.0]-undec-7-ene (DBU) and an alkylating agent, i.e. bromoethane (EtBr) (Scheme 2).



**Scheme 3:** One pot/one step model reaction studied for the synthesis of propylene carbonate from PG and CO<sub>2</sub>. Diethyl carbonate is obtained as a by-product.

The model reactions were performed in dichloromethane under low CO<sub>2</sub> pressure (0.5 – 4 MPa) and monitored by in-situ ATR-IR spectroscopy. Typical spectra recorded at different reaction times are depicted in Figure 5.

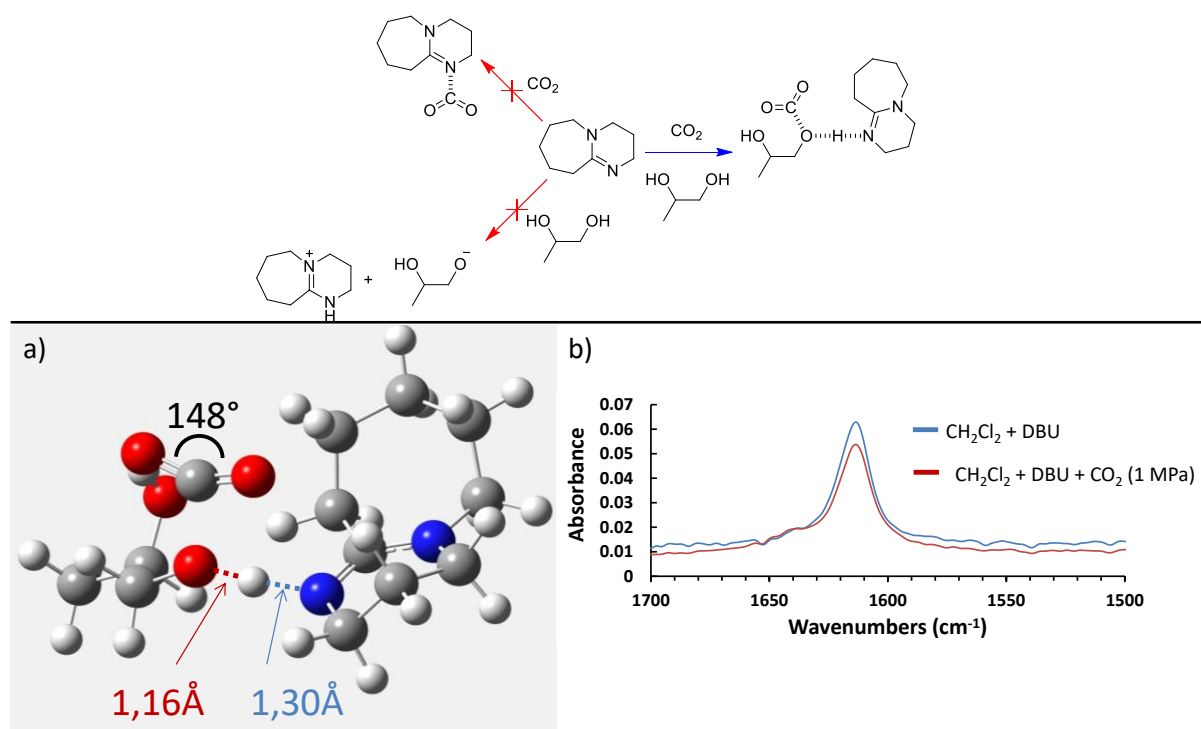


**Figure 5:** Monitoring of the model reaction between PG and CO<sub>2</sub> promoted by a dual DBU/EtBr system using ATR-IR spectroscopy. Conditions: PG (0.5mmol) ; DBU (1mmol) ; EtBr (1.2mmol) ; CH<sub>2</sub>Cl<sub>2</sub> (200μL) ; 1 MPa ; 25°C

Fine interpretation of the spectral footprints enabled us to identify several key intermediates formed at 25 °C under 1 MPa CO<sub>2</sub> pressure. First, before the introduction of CO<sub>2</sub> in the reaction mixture, a well-defined band observed at 1613 cm<sup>-1</sup> is characteristic of the C=N stretching mode of DBU which indicates that there is no specific interaction and/or reaction between DBU and another reactive species (red curve). In particular, neither spontaneous deprotonation of the alcohol moiety by DBU nor a possible alkylation of DBU by EtBr were observed. Addition of CO<sub>2</sub> to the system at 1 MPa pressure (green curve) induced a DBU absorption band shifts toward 1636 cm<sup>-1</sup>, which has been assigned to the C=NH<sup>+</sup> stretching mode of protonated DBU[52,53]. Concomitantly, a shoulder of this broad peak appears around 1660 cm<sup>-1</sup> and was attributed to the C=O stretching of the alkyl carbonate anion RCO<sub>3</sub><sup>-</sup> species[53-55]. These spectral changes highlight a trimolecular reaction between CO<sub>2</sub>,

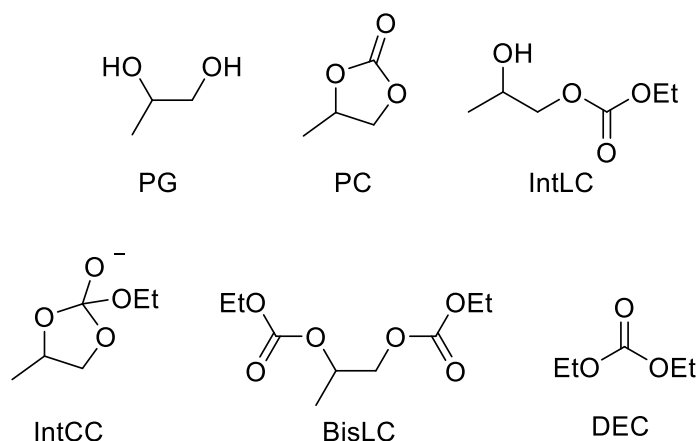


PG and DBU forming the  $\text{RCO}_3^-/\text{DBUH}^+$  organic salt, confirmed by DFT calculations and ATR-IR characterizations (see Fig. 6).



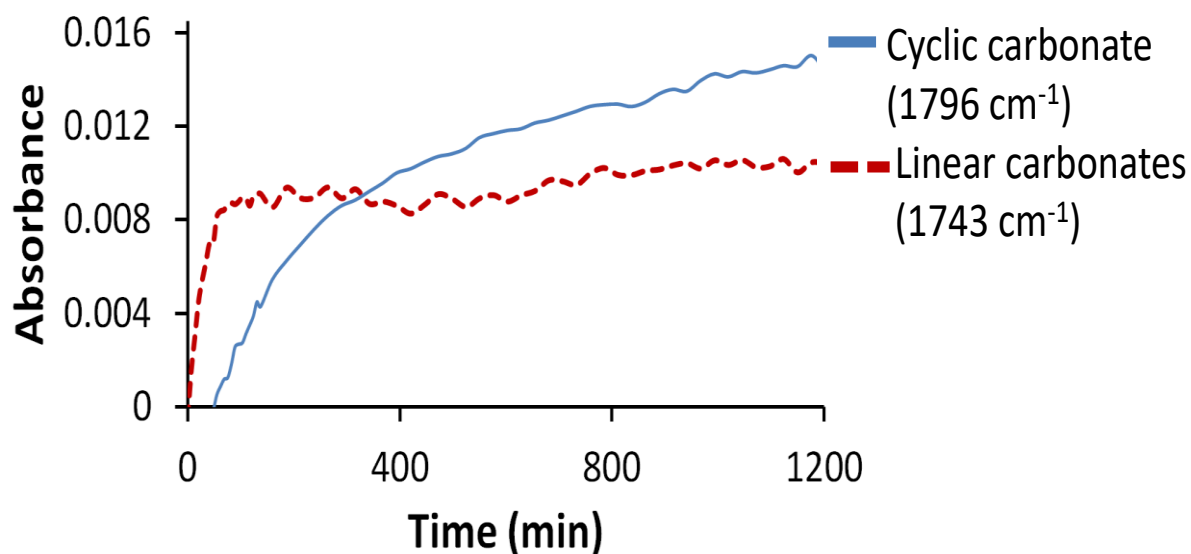
**Figure 6:** Trimolecular reaction between PG, DBU and CO<sub>2</sub> isolated in DFT calculations (a). No CO<sub>2</sub>-DBU adduct could be detected without the presence of PG in ATR-IR as C=N stretching mode of DBU (1613 cm<sup>-1</sup>) does not shift under 1 MPa CO<sub>2</sub> pressure (b).

Indeed, the hydrogen bonding between sp<sup>2</sup> N atom from DBU and the alcohol moiety of PG will increase the nucleophilicity of the O atom and thus promotes its attack on the C atom of CO<sub>2</sub>. It should be noted that the formation of the carbonate salt occurs within 5 minutes and is regulated by the CO<sub>2</sub> solubilisation in the organic phase, which is known to be high in dichloromethane[56,57]. By ATR-IR, it was however not possible to discriminate which of the primary or the secondary alcohol is preferentially involved in the formation of the carbonate salt. When the reaction goes on, around 30 min after introduction of CO<sub>2</sub>, the absorption band of protonated DBU starts shifting from 1636 cm<sup>-1</sup> to higher wavenumbers of 1645 cm<sup>-1</sup> (purple curve). The peak got thinner and the shoulder tended to disappear. This was attributed to a change in the anionic environment of protonated DBU, due to the time consumption of the  $\text{RCO}_3^-$  species that are progressively replaced by the bromine anion of EtBr. Concomitantly, two novel absorption bands appeared around 1743 cm<sup>-1</sup> and 1796 cm<sup>-1</sup> and were respectively assigned to the C=O stretching mode of a linear alkyl carbonate[58] **IntLC** (see Scheme 3) and to the vibrational stretching of the C=O function of a 5-membered cyclic carbonate[58], i.e. propylene carbonate (PC).



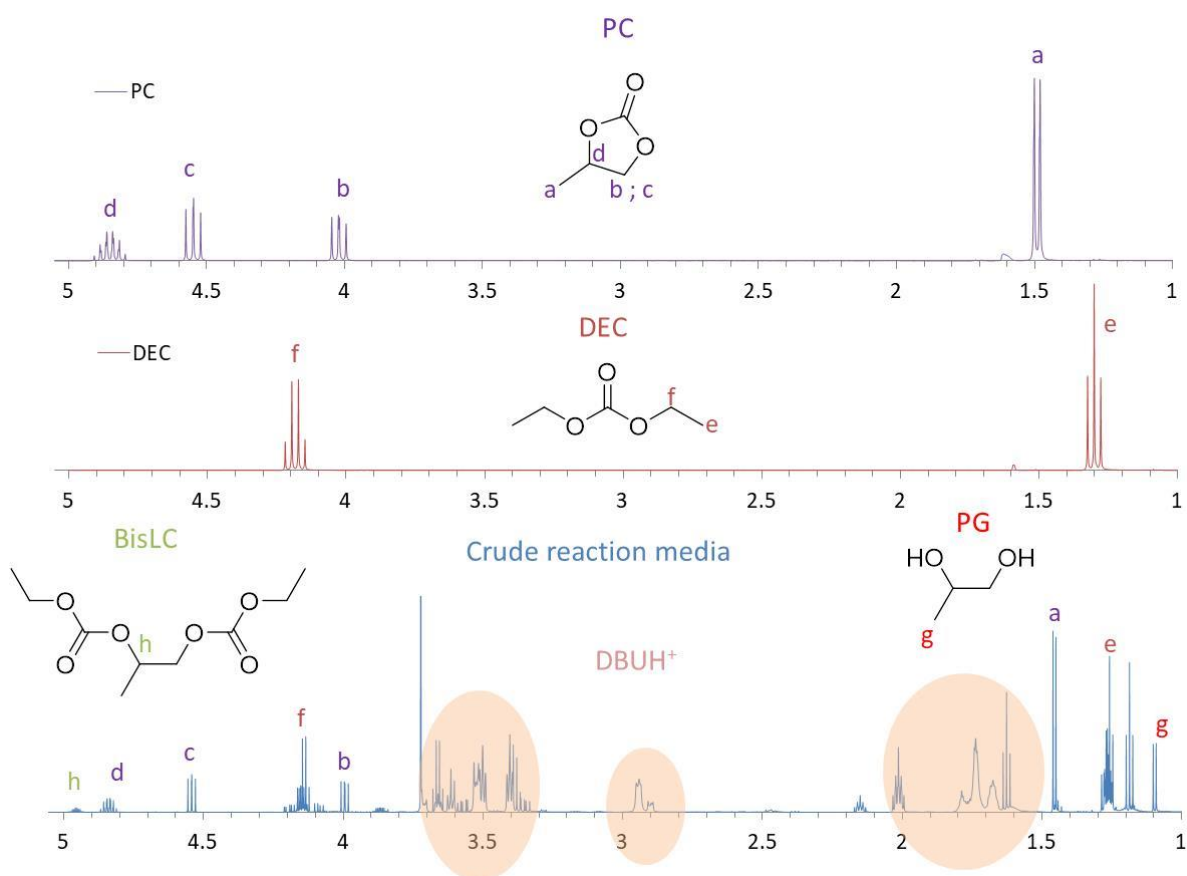
**Scheme 3:** Substrate (PG), reaction intermediates (IntLC ; IntCC) and products (PC ; BisLC ; DEC) of the model reaction

So far, the ATR-IR analysis could not differentiate **IntLC** from diethyl carbonate (**DEC**) co-produced at the end of the reaction. To get clues about the formation of **DEC** by-product, kinetic profiles were drawn from the time evolution of the intensity of the specific signals of both the linear and the cyclic carbonate (Fig. 7). As a matter of fact, the absorption band  $\nu_{\text{C=O}} = 1743 \text{ cm}^{-1}$  of **IntLC** started increasing after only 5 min., i.e. far before the formation of PC ( $\nu_{\text{C=O}} = 1796 \text{ cm}^{-1}$ ) that appears at  $t = 60 \text{ min}$ , suggesting that PC is produced from **IntLC**. Then, one would expect that the consumption of **IntLC** should be accompanied with a progressive decrease of the intensity of the peak at  $\nu_{\text{C=O}} = 1743 \text{ cm}^{-1}$ . But, this specific signal reached a quasi-plateau as soon as PC started to be synthesized confirming that each mole of **IntLC** that is consumed produces PC but also one mole of **DEC** co-product, both intermediate **IntLC** and **DEC** having the same absorption band. We believe that the absorbance of the peak at  $\nu_{\text{C=O}} = 1743 \text{ cm}^{-1}$  keeps increasing very slightly because of the formation of side products (see Scheme 2), namely **BisLC** (Scheme 3). Indeed, a linear biscalonate **BisLC**, which absorption band of the C=O stretching mode is around  $1743 \text{ cm}^{-1}$ , is obtained in low yields (~15 %) from carbonation of each alcohol moieties, followed by double alkylation. This study led to consistent proofs for the prior formation of **IntLC** before PC and **DEC**.



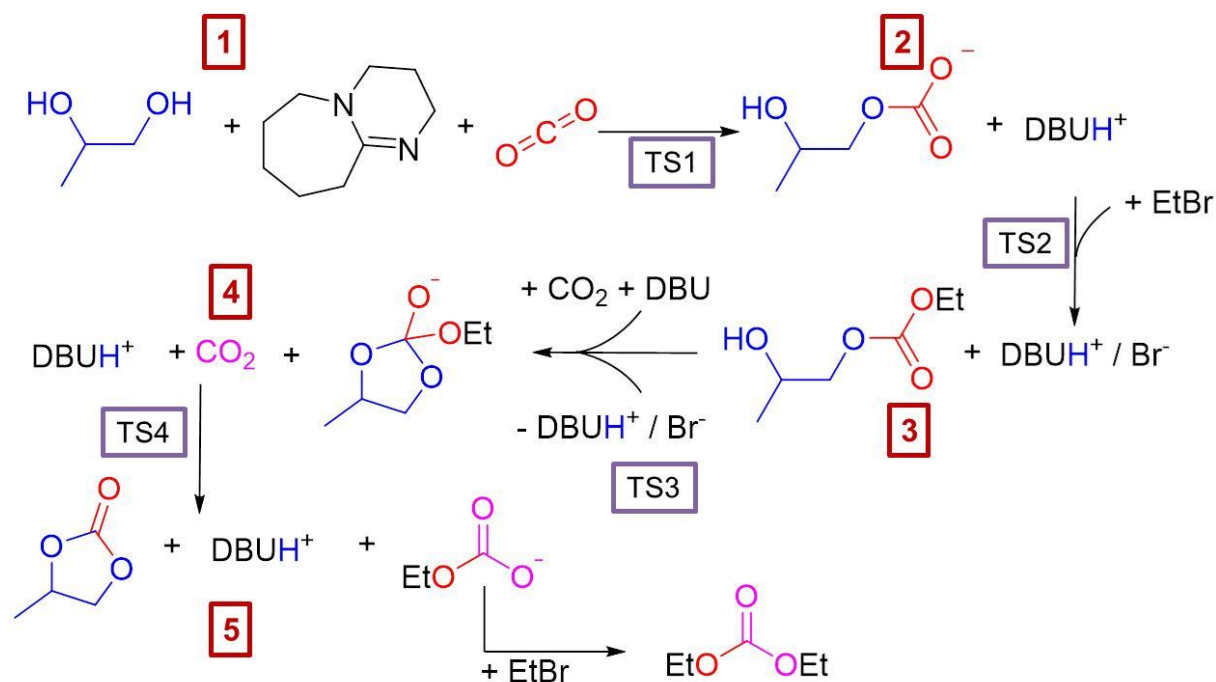
**Figure 7:** Kinetic study of the carbonation of PG promoted by DBU/EtBr system: time evolution of the absorption bands relative to PC and linear carbonates (**DEC**, **IntLC** and **BisLC**). Conditions: PG (0.5 mmol) ; DBU (1 mmol) ; EtBr (1.2 mmol) ;  $\text{CH}_2\text{Cl}_2$  (200  $\mu\text{L}$ ) ; 1 MPa ; 25°C

The  $^1\text{H}$  NMR characterization of the crude reaction medium after 20 h (see Figure 8) confirmed the presence of PC, **DEC** and **BisLC** (yield of PC = 73 %, PC/DEC = 2, yield of biscarbonated products **BisLC** = 15 %).



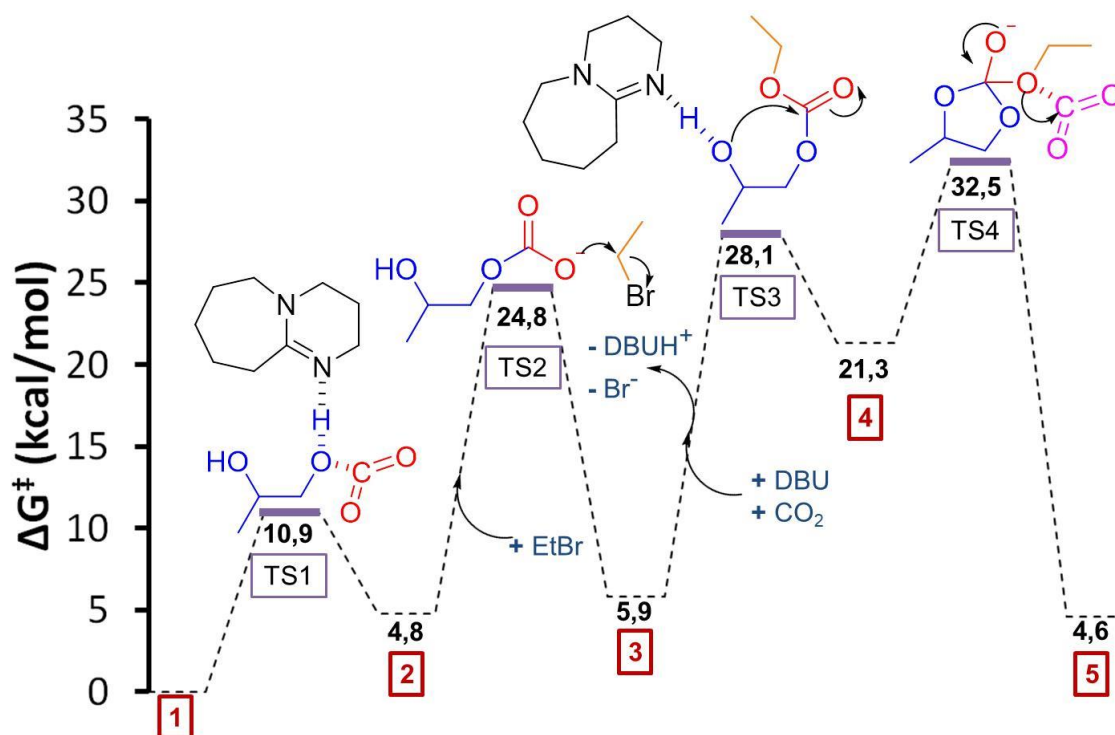
**Figure 8:**  $^1\text{H}$  NMR spectra (300MHz,  $\text{CDCl}_3$ ) of (a) propylene carbonate (PC), (b) diethyl carbonate (DEC) and (c) the crude reaction mixture (sample entry 1, Table 1)

Control experiment for the synthesis of **DEC** from ethanol and CO<sub>2</sub> promoted by dual system composed of DBU/EtBr in the same experimental conditions was carried out. **DEC** was obtained in 55 % yield after 23 h, which explain the origin of the PC/DEC ratio of 2 at the end of reaction time. The identification of the specific intermediates correlated to the kinetic data obtained through ATR-IR monitoring led to a mechanism proposal (Scheme 4).



**Scheme 4:** Mechanism proposal for the formation of propylene carbonate from PG, based on reaction intermediates identified from Fig.1. The presence of IntCC was not shown by ATR-IR experiments but was proposed regarding DFT calculations (Fig. 3).

As proposed before, the first step relies on the carbonation of one alcohol moiety of PG to generate an alkyl carbonate ion /DBUH<sup>+</sup> adduct. The second step consists of a S<sub>N</sub>2 addition of the generated alkyl carbonate ion on EtBr, leading to the linear alkyl carbonate **IntLC**. Then, a second equivalent of DBU creates an hydrogen bonding with the second alcohol moiety rendering the oxygen atom more reactive and capable of an intramolecular attack onto the carbonyl group of the acyclic carbonates. This reaction generates the cyclic intermediate **IntCC** that expelled ethanolate with concomitant formation of propylene carbonate. Ethanolate undergoes a carbonation reaction with the CO<sub>2</sub> dissolved in the medium to generate an anionic alkyl carbonate, which will react with a second equivalent of EtBr through a S<sub>N</sub>2 reaction to generate the acyclic diethyl carbonate as a co-product. To confirm our predictions deduced from the experimental ATR-IR results, this mechanism was confronted to molecular modelling through DFT calculations at the M062X/6-311g(d,p) level (Fig. 9). As expected from experimental results, TS1 involves a trimolecular reaction



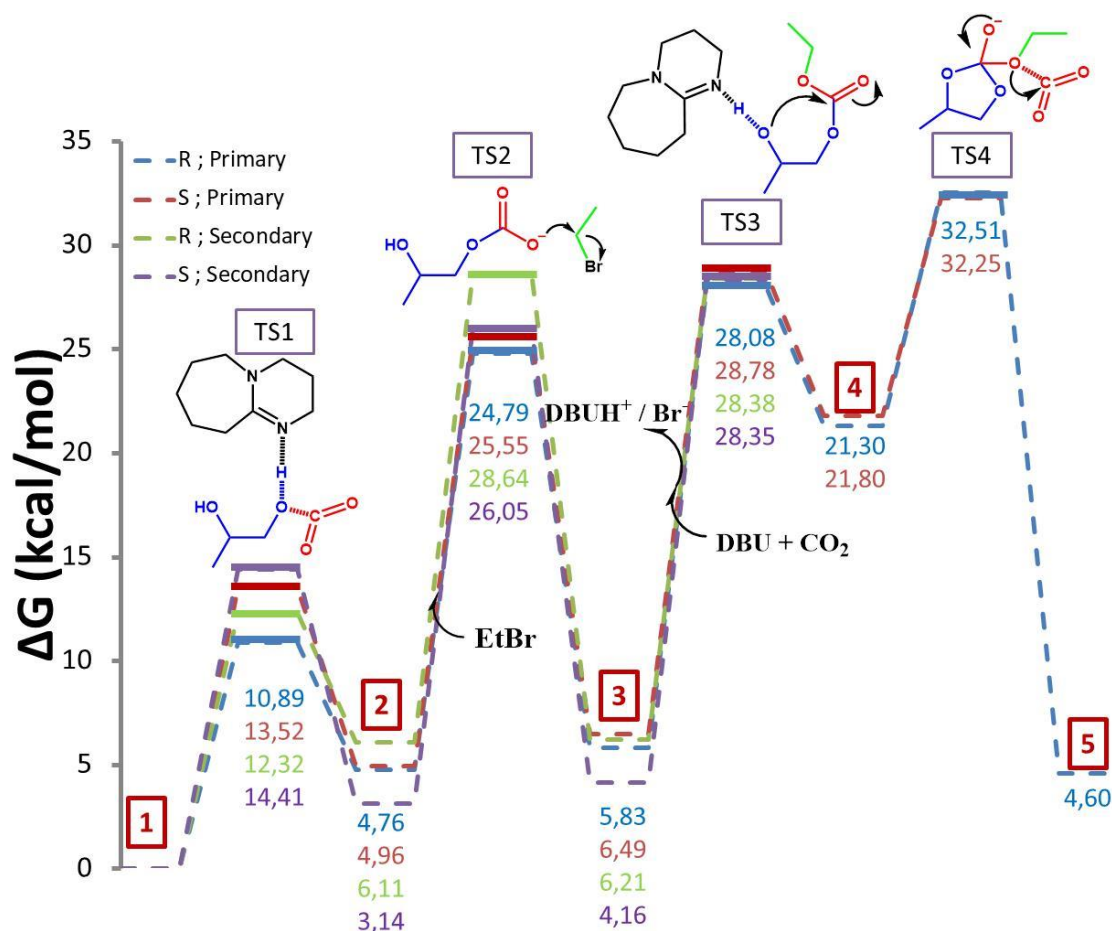
**Figure 9:** DFT computed pathway (*M062X/6-311g(d,p)*) of model reaction as depicted in Scheme 4. Red numbers correspond to optimized reaction intermediates shown in Scheme 4 (Van Der Waals interactions were accounted). Transition states (TS) were optimized using the same molecular species as in the intermediates.

through hydrogen bonding which activates the alcohol function and induces angular deformation of  $\text{CO}_2$  ( $\Delta G_{\text{TS1}}^\ddagger = 10.9$  kcal/mol). TS2 confirms the  $\text{S}_{\text{N}}2$  hypothesis on EtBr with simultaneous addition of  $\text{RCO}_3^-$  and elimination of  $\text{Br}^-$  ( $\Delta G_{\text{TS2}}^\ddagger = 20.0$  kcal/mol). TS3 involves another hydrogen bonding to promote the cyclization ( $\Delta G_{\text{TS3}}^\ddagger = 22.2$  kcal/mol). Finally, TS4 is related to the cyclization of propylene carbonate with the release of an ethyl carbonate anion formed from the addition of an excess  $\text{CO}_2$  to the released ethanolate. Thus, although DFT calculation results show that the cyclization (TS3) and the formation of the cyclic carbonate (TS4) are two different steps, the intermediate **IntCC** was not identified by ATR-IR spectroscopy probably due to the high Gibbs Free Energy of intermediate 4 and the low activation barrier of TS4 ( $\Delta G_{\text{TS4}}^\ddagger = 11.2$  kcal/mol).

The low activation barrier of  $\Delta G_{\text{TS1}}^\ddagger$  is well correlated with the fast formation of the anionic alkyl carbonate  $\text{RCO}_3^-$  (~ 5min for carbonation of the alcohol moiety). As **IntLC** is very stable (linear alkyl carbonate),  $\Delta G_{\text{TS3}}^\ddagger$  has the highest activation barrier and is thus the rate limiting step of the reaction. Once again, it is well correlated with kinetic profiles obtained by ATR-IR, since absorption band of **IntLC** ( $\nu_{\text{C=O}} = 1743$   $\text{cm}^{-1}$ ) appears before and increases faster than absorption band of the cyclic product ( $\nu_{\text{C=O}} = 1796$   $\text{cm}^{-1}$ ).

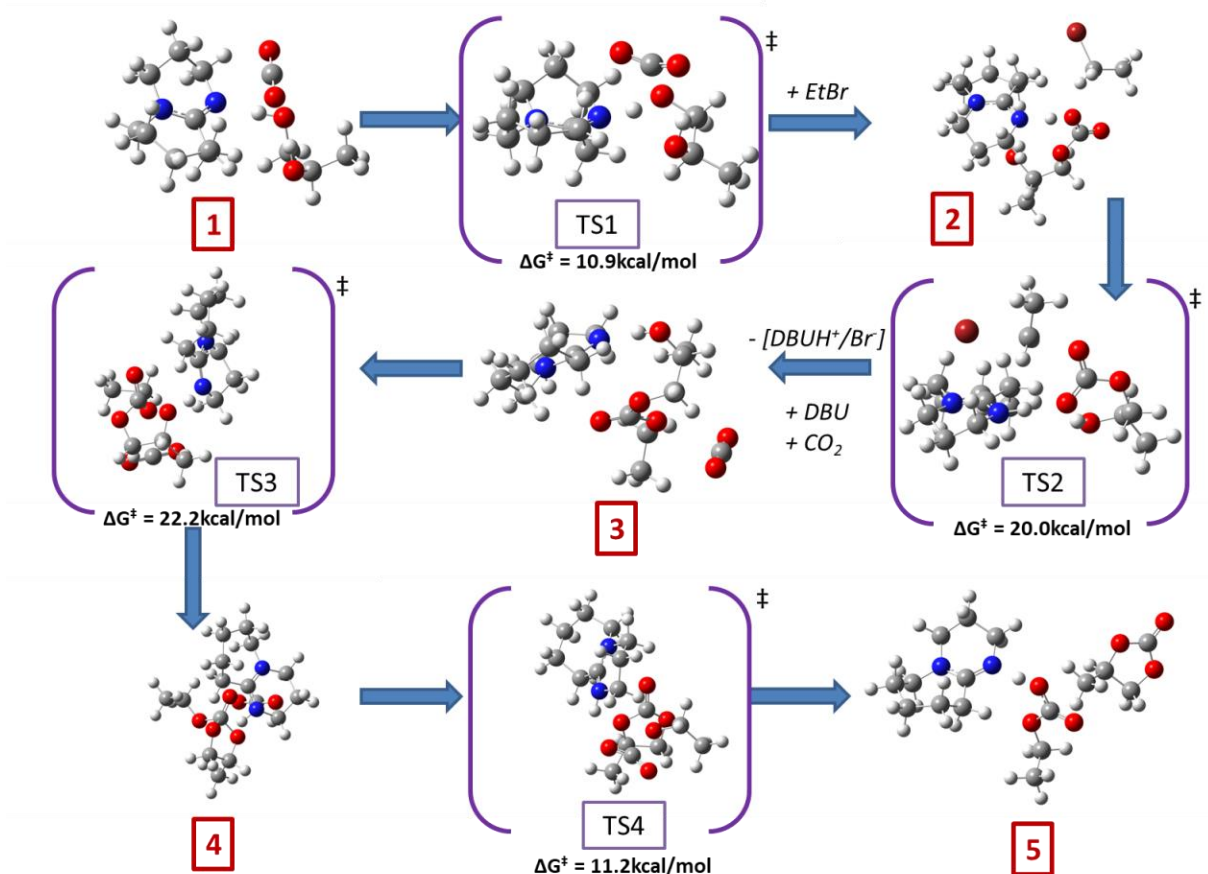
It should be noted that the DFT energetic profile of Fig. 9 was modelled with (R)-1,2-propanediol and assuming that the carbonation would first occur on the primary alcohol function. Yet, all the possible reaction pathways were modelled for both the (R) and (S) stereoisomers of propylene glycol and by assuming either the carbonation of the primary or

secondary alcohol upon CO<sub>2</sub> addition (see Fig. 10). No major differences in the activation barrier of each transition states were found, and we concluded that all paths could occur, with a slight preference over carbonation of primary alcohol of (R)-1,2-propanediol.



**Figure 10:** DFT computed pathway (*M062X/6-311g(d,p)*) of model reaction as depicted in Scheme 4. All pathways were considered for the monocarbonation of propylene glycol: carbonation on the primary or secondary alcohol moiety, with either (R) or (S) stereochemistry. Red numbers correspond to optimized reaction intermediates shown in Scheme 4 (Van Der Waals interactions were accounted). Transition states (TS) were optimized using the same molecular species as in the intermediates.

The optimized structures of the intermediates and transition states for the reaction path calculated with the (R) primary alcohol are reported in Figure 11.



**Figure 11:** Optimized structures at the M062X/6-311g(d,p) level of the intermediates and transition states for the reaction path of the model reaction with PG, DBU (2eq), EtBr (2eq), CO<sub>2</sub> (2eq) calculated with the (R) primary alcohol

To further understand how the experimental parameters may affect the DBU-promoted carbonation of 1,x-diols, the influences of the temperature, the pressure, the solvent, the alkylating agent and the substrate scope were investigated through ATR-IR and results were complemented by quantitative <sup>1</sup>H NMR characterization of the crude media. Full conversion of the diol was never observed. In most of the spectra, a small fraction of the intermediate **IntLC** obtained from the corresponding 1,x-diol remained not converted into the cyclic product.

### III-1-b) Temperature, pressure and solvent effect on kinetics and yields

#### **Effect of the temperature:**

At a fixed pressure of 1 MPa, an increase of the temperature from 25 °C to 50 °C slightly increases the overall yield (from 70 % to 76 % after 20h) but considerably increases the kinetics (Table 1, entries 1-2). Figure 12a (green curve) highlights a two-fold acceleration of the formation of propylene carbonate by simple doubling of the temperature. In contrast, heating up to 70 °C do not increase the kinetic of the reaction but has a detrimental effect on the yield (Table 1, entry 3 ; Fig. 12a, red curve). In both cases, increasing the temperature led to lower yields of **BisLC** biscarbonated side-products (2 % and 5% for 50 °C and 70 °C respectively).

**Table 1:** Effect of the temperature, pressure and solvent on the reaction of propylene glycol to afford propylene carbonate. Reaction conditions: Propylene glycol (0.5 mmol in 200 $\mu$ L solvent), DBU (1 mmol), EtBr (1.2 mmol).

Entry	P <sub>CO2</sub> (MPa)	T (°C)	Solvent	PG conv. (%) <sup>1,2</sup>	PC yield (%) <sup>1,3</sup>	Biscarbonate yield (%) <sup>1,4</sup>
1	1	25	CH <sub>2</sub> Cl <sub>2</sub>	90	73	15
2	1	50	CH <sub>2</sub> Cl <sub>2</sub>	78	76	2
3	1	70	CH <sub>2</sub> Cl <sub>2</sub>	70	49	5
4	0.5	25	CH <sub>2</sub> Cl <sub>2</sub>	74	62	12
5	2	25	CH <sub>2</sub> Cl <sub>2</sub>	40	35	0
6	3	25	CH <sub>2</sub> Cl <sub>2</sub>	20	16	2
7	4	25	CH <sub>2</sub> Cl <sub>2</sub>	41	34	7
8	1	25	neat	87	61	26
9	3	25	neat	56	22	22
10	1	25	anisole	72	46	16
11	1	25	ACN	78	30	19
12	1	25	CHCl <sub>3</sub>	70	45	10
13	1	25	DMSO	69	15	14

<sup>1</sup> Determined after 20h

<sup>2</sup> Conversion of propylene glycol calculated from <sup>1</sup>H NMR with 1,3,5-trimethoxybenzene as internal standard

<sup>3</sup> PC yield calculated from ATR-IR and from <sup>1</sup>H NMR with 1,3,5-trimethoxybenzene as internal standard

<sup>4</sup> Yield of the biscarbonated product BisLC calculated from <sup>1</sup>H NMR with 1,3,5-trimethoxybenzene as internal standard

### **Effect of the pressure:**

Increasing the pressure from 1 MPa to 4 MPa had a detrimental effect on both the kinetics and PC yields for the model reaction promoted by DBU/EtBr in CH<sub>2</sub>Cl<sub>2</sub> at 25°C for 20 h (Figure 12b). While the CO<sub>2</sub> solubility increases with the pressure in CH<sub>2</sub>Cl<sub>2</sub> [56], a two-fold decrease of the reaction yield (PC yields from 70 % to 35 %, Table 1, entries 1 and 5) was noticed upon simple doubling the CO<sub>2</sub> pressure from 1 MPa to 2 MPa and the reaction was quasi inhibited at 3 MPa of CO<sub>2</sub>. Such experimental observations were assigned to a “salting out effect” presumably caused by the formation of a CO<sub>2</sub>-expanded reaction medium provoking the precipitation of the RCO<sub>3</sub><sup>-</sup>/DBUH<sup>+</sup> organic salt (see Fig. 13). As the system is under pressure, carbonation of the alcohol moiety occurs. Around 4 MPa, large absorption band between 2400 cm<sup>-1</sup> and 3500 cm<sup>-1</sup> appears, characteristic of the formation of solid organic salts (here RCO<sub>3</sub><sup>-</sup>/DBUH<sup>+</sup>) that interferes with the infrared beam as it deposits on the FT-IR cell window. When the system is depressurized, FT-IR profile is nearly fully recovered from the initial state, indicating organic salts are well solubilized in dichloromethane. Attempts to improve the addition of CO<sub>2</sub> onto PG by decreasing the pressure from 1 MPa to 0.5 MPa also gave mitigated results. If the kinetic is faster during initial course of the reaction (below 500 min) at 0.5 MPa, the PC yield ceiled at 50-60 % after 500-600 min while it continued to increase up to ~ 70 % at 1 MPa (Fig. 12b). Therefore, we set up the optimal pressure and temperature for this reaction in CH<sub>2</sub>Cl<sub>2</sub> to 1 MPa and 25°C, respectively. Regarding the formation of **BisLC** side product, lower yields were unexpectedly obtained



with higher pressures, which indicate that the CO<sub>2</sub> concentration in the reaction mixture is not decisive for this side reaction.

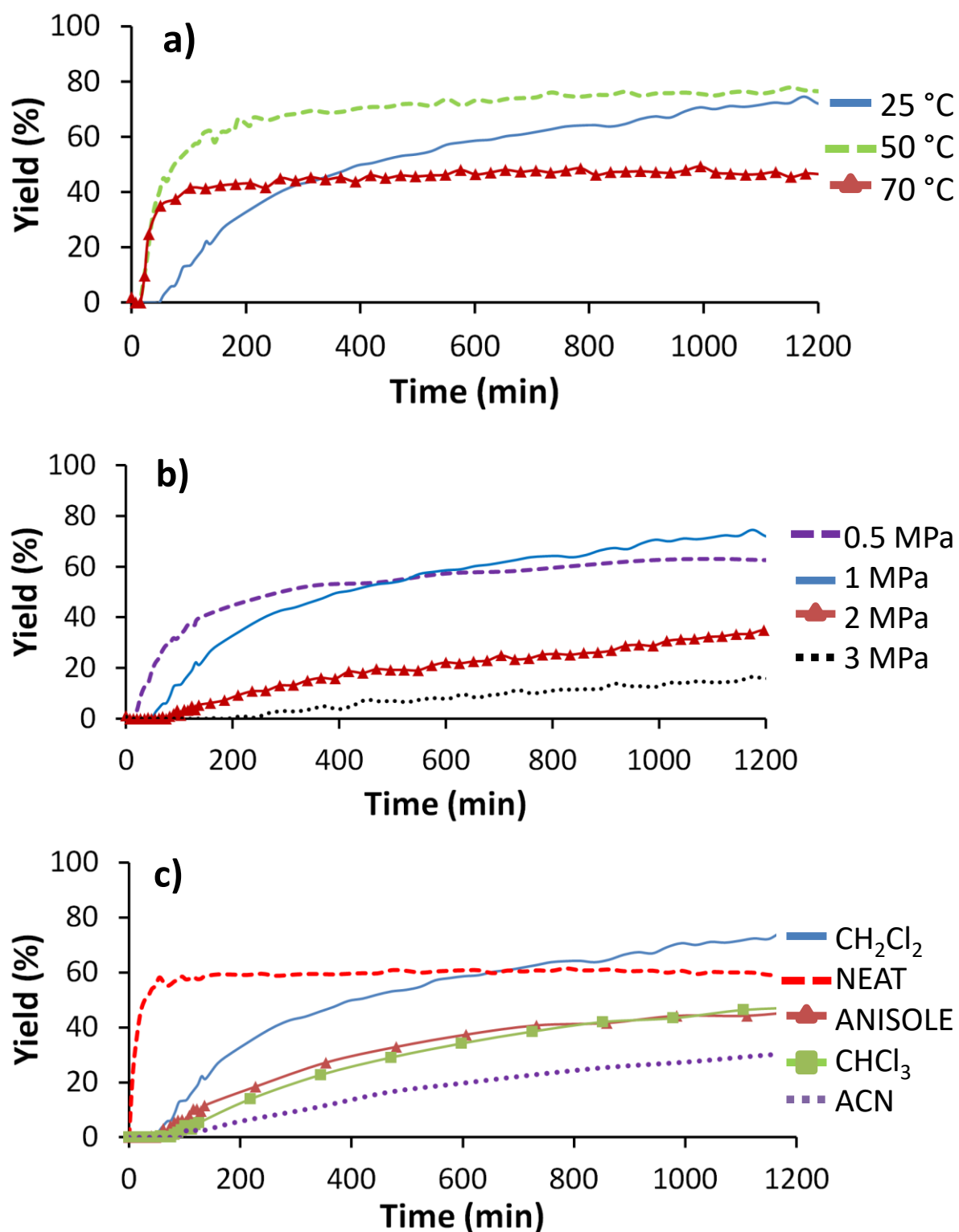
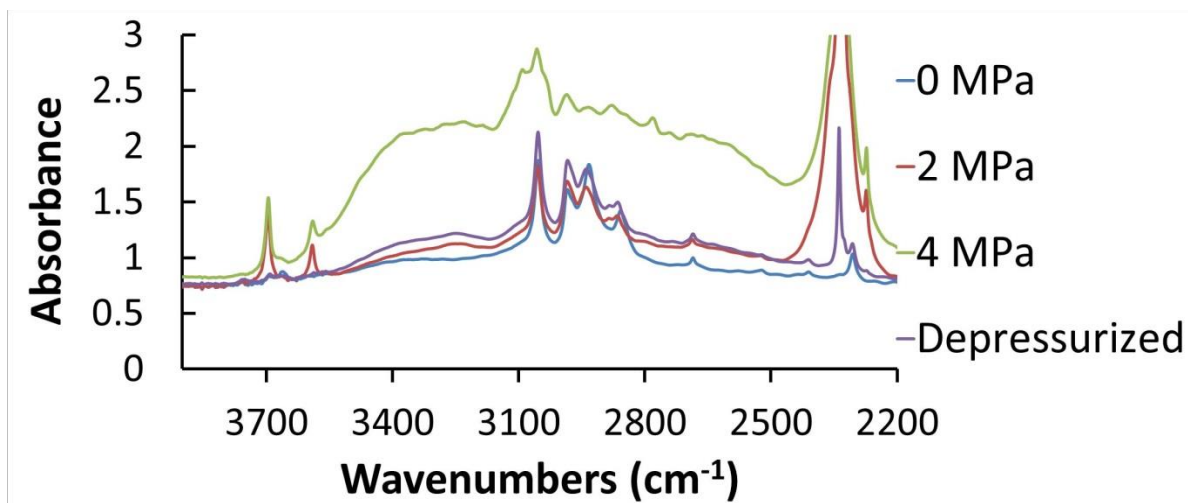


Figure 12: Yield of propylene carbonate (PC) with the reaction time for different (a) temperatures, (b) pressures and (c) solvent conditions. Reaction conditions are described in Table 1.



**Figure 13:** FT-IR (transmission) spectra collected at the equilibrium over different pressure. Purple curve was collected after depressurizing the cell at 4 MPa. Conditions: PG (0.67 mmol ; 49.2  $\mu$ L), DBU (0.67 mmol ; 100  $\mu$ L),  $\text{CH}_2\text{Cl}_2$  (850  $\mu$ L)

#### ***Effect of the solvent:***

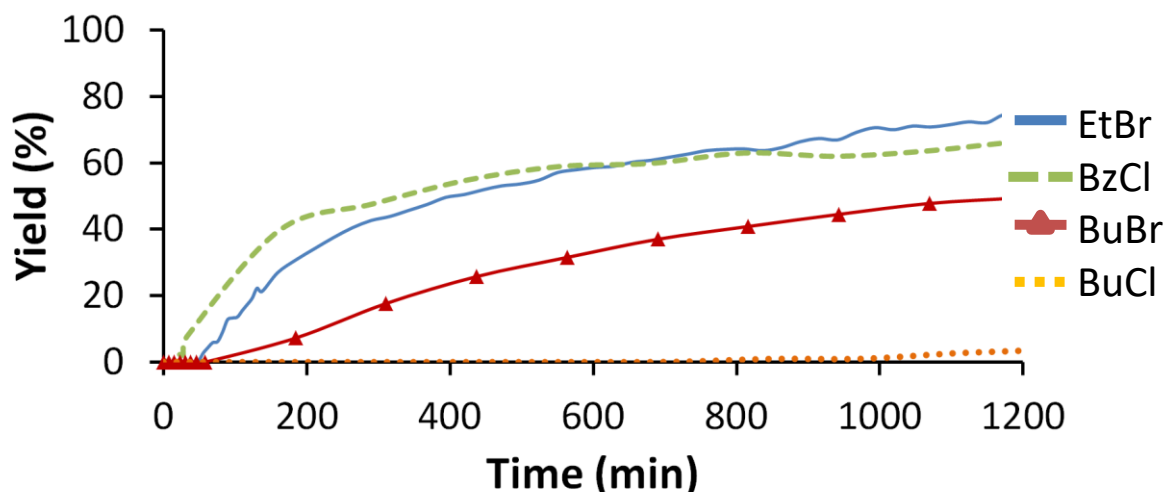
To study the influence of the solvent on the system, the model reactions were reproduced at 1 MPa and 25°C in neat condition or using anisole,  $\text{CHCl}_3$ , DMSO or acetonitrile (ACN) (Table 1, entries 8-13). Even though  $\text{CO}_2$  is poorly soluble in glycols [59], reactions performed under neat conditions at 1 MPa and 25 °C displayed faster kinetics, and PC yields up to 60 % were obtained after only 2 h (Table 1, entry 8, Fig. 12c red curve). Alike the model reactions carried out in  $\text{CH}_2\text{Cl}_2$ , increasing the pressure had a negative impact on both the kinetic and PC yields (Table 1, entries 8-9). Switching from  $\text{CH}_2\text{Cl}_2$  to other solvents (Table 1, entries 10-13) led systematically to lower/moderate PC yields (from 16 % in DMSO to 46 % in anisole after 20 h). The benchmarking of the kinetic profiles recorded for each solvent clearly highlighted slower reaction rates in solvents other than  $\text{CH}_2\text{Cl}_2$  (Fig. 12c). Interestingly, when the reaction was carried out in anisole, precipitation of organic salts  $\text{DBUH}^+/\text{Br}^-$  occurred after 30 min of reaction. When DMSO was used instead of  $\text{CH}_2\text{Cl}_2$ , PC was synthesized in very low yield (Table 1, entry 15). We believe the variation of the PC yields in the various solvents was caused by the occurrence of side-reactions (enhanced alkylation of DBU by EtBr), that will be discussed below. Unlike neat conditions that favoured the formation of **BisLC** side-product with a yield up to 27 % (Table 1, entry 8-11), its formation remained limited to ~15 % by switching from  $\text{CH}_2\text{Cl}_2$  to other solvents.

#### ***Influence of the alkylating agent:***

As shown by our DFT calculations, the R-X alkylating agent is expected to play an important role on the carbonation of diols. It was expected that the nature of the halide would dictate the reactivity for the alkylation of the carbonate anion (step 2 in Scheme 4) whereas the R motif is expected to trigger the cyclization step prior formation of PC by providing a good  $\text{RO}^-$  leaving group (TS4 in Scheme 4). To verify this hypothesis, different alkyl halides were

screened for the DBU promoted synthesis of PC from PG and CO<sub>2</sub> at 25 °C and 1 MPa in CH<sub>2</sub>Cl<sub>2</sub>.

When bromobutane replaced bromoethane, a slower kinetic was observed (Fig. 14, dark red curve), resulting in lower PC yield of 50 % after 20 h (Table 2, entry 2).



**Figure 14:** Yield of propylene carbonate (PC) with the reaction time for different alkylating agents. Reaction conditions: Propylene glycol (0.5 mmol in 200  $\mu$ L CH<sub>2</sub>Cl<sub>2</sub>), DBU (1 mmol), R-X (1.2 mmol), 1 MPa, 25 °C, 20 h. One pot/one step reactions.

**Table 2:** Effect of the alkyl halide on the carbonation of propylene glycol under a pressure of 1 MPa CO<sub>2</sub> at 25 °C. Reaction conditions: diol (0.5 mmol in 200  $\mu$ L CH<sub>2</sub>Cl<sub>2</sub>), DBU (1 mmol), Alkyl halide R-X (1.2 mmol)

Entry	R-X	PG conv. (%) <sup>1,2</sup>	PC yield (%) <sup>1,3</sup>	Biscarbonate yield (%) <sup>1,4</sup>
1	EtBr	90	73	15
2	BuBr	60	50	10
3	BuCl	3	3	0
4	BzCl	65	65	0
5	BzBr	0	0	0
6	Mel	0	0	0
7 <sup>a</sup>	EtBr	28	10	0
8 <sup>b</sup>	EtBr	35	32	0
9 <sup>c</sup>	/	3	3	0

<sup>1</sup> Determined after 20 h

<sup>2</sup> Conversion of propylene glycol calculated from <sup>1</sup>H NMR with 1,3,5-trimethoxybenzene as internal standard

<sup>3</sup> PC yield calculated from ATR-IR and from <sup>1</sup>H NMR with 1,3,5-trimethoxybenzene as internal standard

<sup>4</sup> Yield of the biscarbonated product BisLC calculated from <sup>1</sup>H NMR with 1,3,5-trimethoxybenzene as internal standard

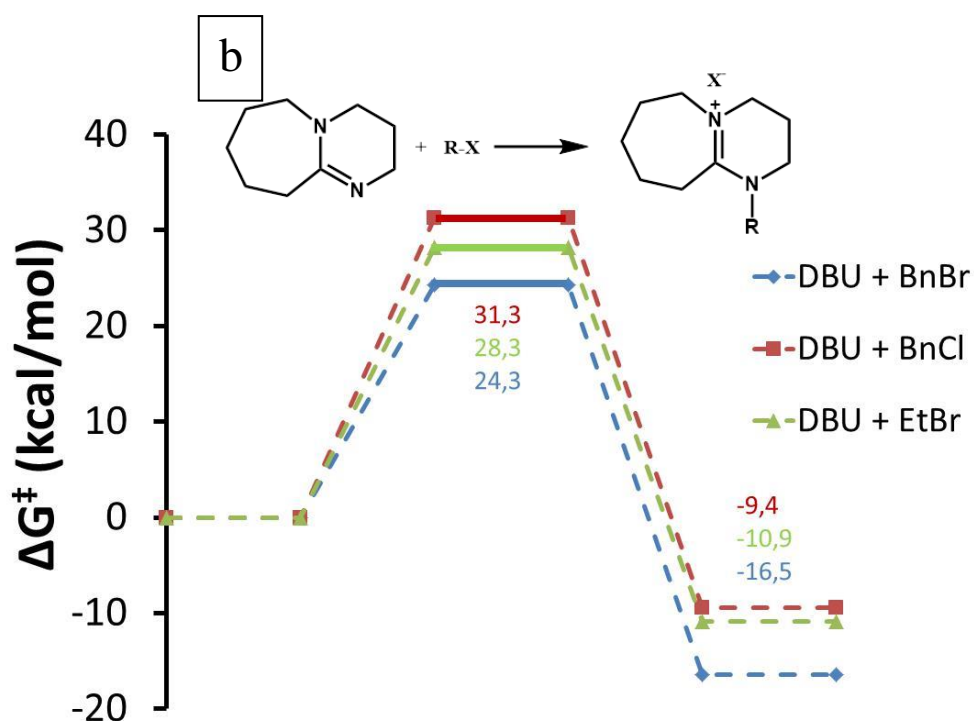
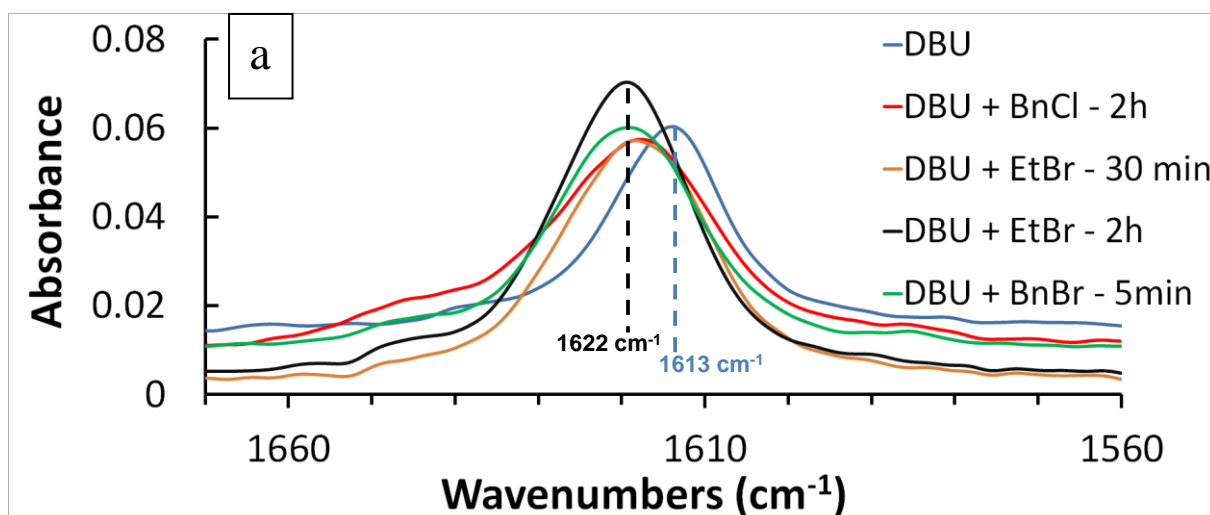
<sup>a</sup> 0.5 mmol DBU.

<sup>b</sup> 0.5 mmol R-X.

<sup>c</sup> No R-X.

Extending the reaction time to 39 h led to similar yield with regard to bromoethane (76 % yield of PC). Replacing bromobutane by its chlorinated analogue dramatically decreased the reaction rate with a marginal PC yield of only 3 % after 20 h (Table 2, entries 2 and 3, Fig. 14 orange curve). This result is consistent with the proposed mechanism that involved the formation of the intermediate **IntLC** by a  $S_N2$  reaction (step 2, see Scheme 4). Chlorine being a poorer leaving group than bromine, the nucleophilic substitution is disfavoured.

Unlike chlorobutane, a higher PC yield of 65 % was obtained with benzyl chloride. Indeed, the benzyl group displays better leaving group capability in comparison with the butyl group for the cyclization step. Surprisingly, with the more reactive benzyl bromide (BzBr) or methyl iodide (MeI), no PC was formed (Table 2, entries 5-6). We therefore postulate that the possible quaternization of DBU by these alkyl halides might explain this lack of reactivity. This quaternization is typically used for the synthesis of ionic liquids[60]. This hypothesis was further confirmed by ATR-IR and DFT analyses, as presented in Figure 15. The C=N stretching mode at  $1613\text{cm}^{-1}$  of DBU shifts toward  $1622\text{cm}^{-1}$  upon alkylation (see Fig. 15a) and is favoured with more reactive alkyl halides. From these experiments, BzCl and EtBr are the best candidates in combination with DBU for the synthesis of PC. Still, presence of quaternized DBU salts can be shown at the end of reaction time in Fig. 5 with a shoulder at  $1622\text{ cm}^{-1}$  of the protonated-DBU peak, probably due to the presence of an excess of alkylating agent (2.4 eq) and non-reacted base (diol not fully converted). Control experiments (Table 2, entries 7-8) highlighted the need of using 2 equivalents of DBU and 2.4 equivalents of R-X to reach the highest PC high yields, as previously described. [47] In the absence of alkylating agent, only traces of PC (yield of 3 %, Table 2, entry 9) was measured, excluding any role of  $\text{CH}_2\text{Cl}_2$  as an alkylating agent in promoting the carbonation of PG.

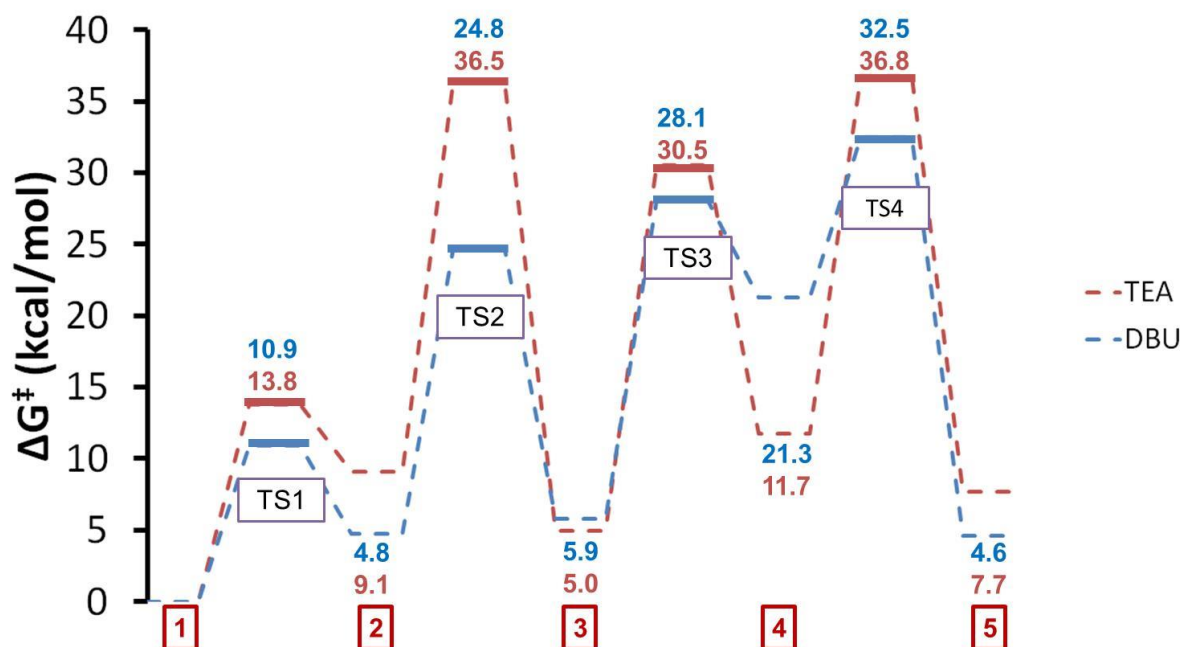


**Figure 15:** ATR-IR spectra of the DBU/BnCl, DBU/BnBr and DBU/EtBr systems over time. DBU absorption band is shifted from  $1613\text{cm}^{-1}$  to  $1622\text{cm}^{-1}$  while alkylation occurs (a). DFT computed pathway (*M062X/6-311g(d,p)*) of DBU quaternization with alkyl halides. Energetic barrier increases using less reactive R-X (b).

### III-2) Dual system TEA/TsCl

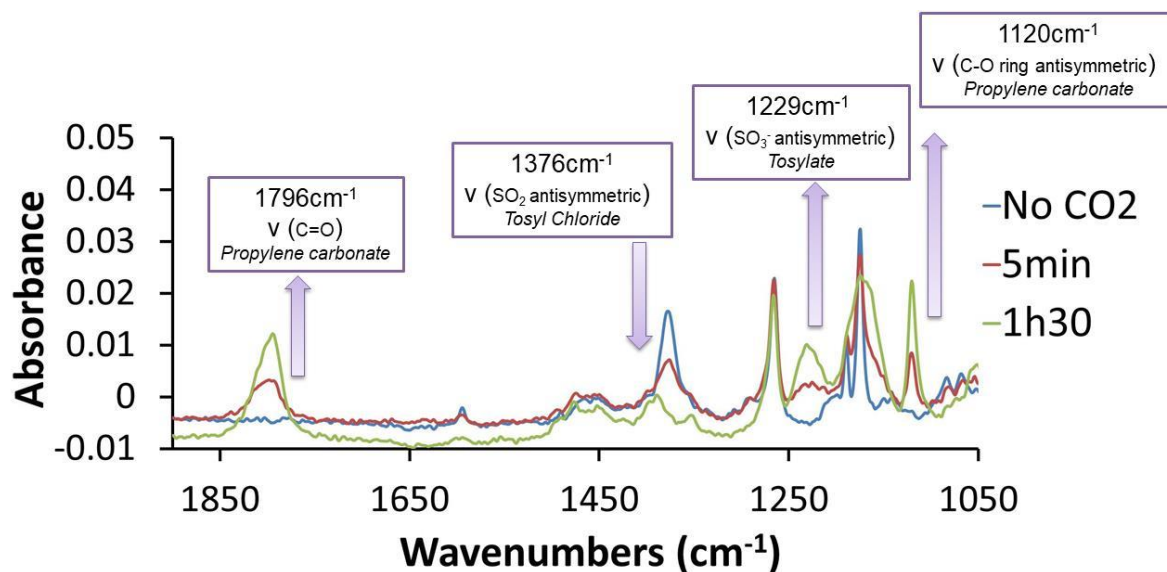
To increase the versatility of the coupling between diols and  $\text{CO}_2$  for the synthesis of cyclic carbonates, other tertiary amines than DBU were tested as bases, such as N,N,N',N'-tetramethylethylenediamine (TMEDA), triethylamine (TEA), N,N-diisopropylethylamine (DIPEA) and N-methyl pyrrolidine. In all cases, carbonation of the alcohol of PG occurred as highlighted by *in-situ* ATR-IR by the formation of  $\text{RCO}_3^-$  species at  $1660\text{cm}^{-1}$ . But no propylene carbonate was formed when EtBr was used as alkylating agent. Surprisingly, no absorption band could be observed around  $1743\text{cm}^{-1}$ , indicating that step 2 ( $\text{S}_\text{N}2$  reaction with EtBr) did not occur. Further investigations were carried out with TEA as the model organic base to compare with DBU, using PG as the diol. DFT calculations (Fig. 16) showed

that TEA poorly stabilises TS2, rendering the oxygen atom involved in SN<sub>2</sub> less reactive than in the case of DBU (Mulliken charges of -0.451 vs -0.467), highlighting the important role of the base in every step of the reaction and not only for the protonation steps. This leads to a consistent increase of the Gibbs Free Energy of TS2 for TEA (36.5 kcal/mol vs 24.8 kcal/mol) which is now the highest energetic barrier of the overall reaction ( $\Delta G_{\text{TS2}}^\ddagger = 27.4$  kcal/mol), explaining why SN<sub>2</sub> doesn't occur in the case of TEA and EtBr.

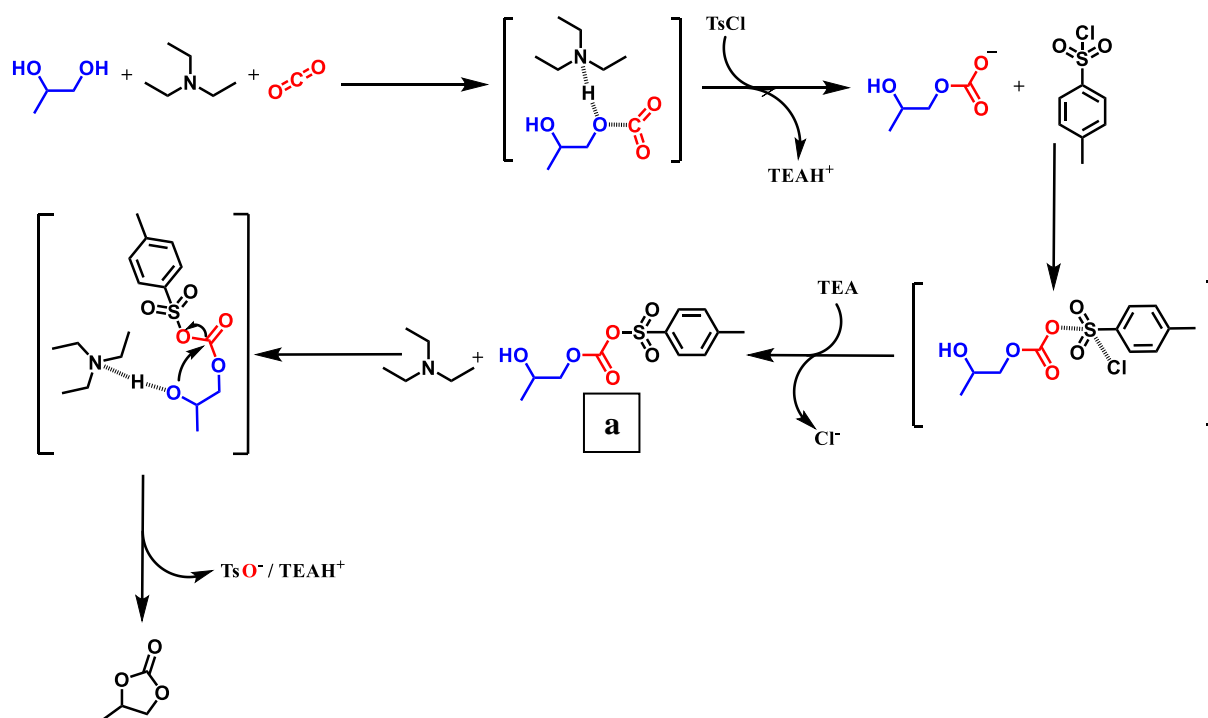


**Figure 16:** DFT computed pathway (*M062X/6-311g(d,p)*) of model reaction as depicted in Scheme 4 with two different organic bases (DBU or TEA). Red squares correspond to optimized reaction intermediates shown in Scheme 4 (Van Der Waals interactions were accounted). Transition states (TS) were optimized using the same molecular species as in the intermediates.

TEA being a less nucleophilic base than DBU, other more reactive R-X could be tested while avoiding side reactions mentioned above (quaternization of the base). Tosyl chloride (TsCl) was selected as a good candidate due to previous research [44-46]. Similarly to the synthetic pathway with DBU/EtBr, the model carbonation reaction of propylene glycol into propylene carbonate was studied using the dual system TEA/TsCl. As the mechanism was already demonstrated by Buchard *et al*[45] for the carbonation of 2,2-dimethyl-1,3-propanediol, the experimental confirmation of this mechanism is presented in Figure 17 with propylene glycol. Kinetic studies are reported for the first time by ATR-IR *in-situ* monitoring in pressurized reactors that enabled to identify important reaction intermediates and to confirm the reaction mechanism (see scheme 5).



**Figure 17:** Monitoring of the model reaction between PG and CO<sub>2</sub> promoted by a dual TEA/TsCl system using ATR-IR spectroscopy. Conditions: PG (0.5 mmol) ; TEA (1 mmol) ; TsCl (0.5 mmol) ; CH<sub>2</sub>Cl<sub>2</sub> (200 μL) ; 1 MPa ; 25°C



**Scheme 5 :** Mechanism proposal for the formation of propylene carbonate from PG, inspired from Buchard et al[45]. The presence of compound **a** was not shown by ATR-IR experiments but was proposed regarding preliminaries DFT calculations.

At room temperature and a fixed pressure of 1 MPa, a maximum PC yield of 79 % is obtained after only 70 min (Fig. 18a, blue curve). When the reaction media was heated up to 50 °C and 70 °C, the yield decreased to 70 % and 60 % respectively (Table 3, entries 2-3).

**Table 3:** Effect of the temperature, pressure and solvent on the reaction of propylene glycol to afford propylene carbonate Reaction conditions: Propylene glycol (0.5 mmol in 200 $\mu$ L solvent), TEA (1 mmol), TsCl (0.5 mmol).

Entry	P <sub>CO2</sub> (MPa)	T (°C)	Solvent	PG conv. (%) <sup>1,2</sup>	PC yield (%) <sup>1,3</sup>
1	1	25	CH <sub>2</sub> Cl <sub>2</sub>	80	79
2	1	50	CH <sub>2</sub> Cl <sub>2</sub>	79	70
3	1	70	CH <sub>2</sub> Cl <sub>2</sub>	62	60
4	0.5	25	CH <sub>2</sub> Cl <sub>2</sub>	80	62
5	2	25	CH <sub>2</sub> Cl <sub>2</sub>	66	65
6	3	25	CH <sub>2</sub> Cl <sub>2</sub>	70	68
7	4	25	CH <sub>2</sub> Cl <sub>2</sub>	70	55
8	1	25	neat	90	90
9	1	25	anisole	90	85
10	1	25	ACN	80	75
11	1	25	CHCl <sub>3</sub>	79	60

<sup>1</sup> Determined after 3h

<sup>2</sup> Conversion of propylene glycol calculated from <sup>1</sup>H NMR with 1,3,5-trimethoxybenzene as internal standard

<sup>3</sup> PC yield calculated from ATR-IR and from <sup>1</sup>H NMR with 1,3,5-trimethoxybenzene as internal standard

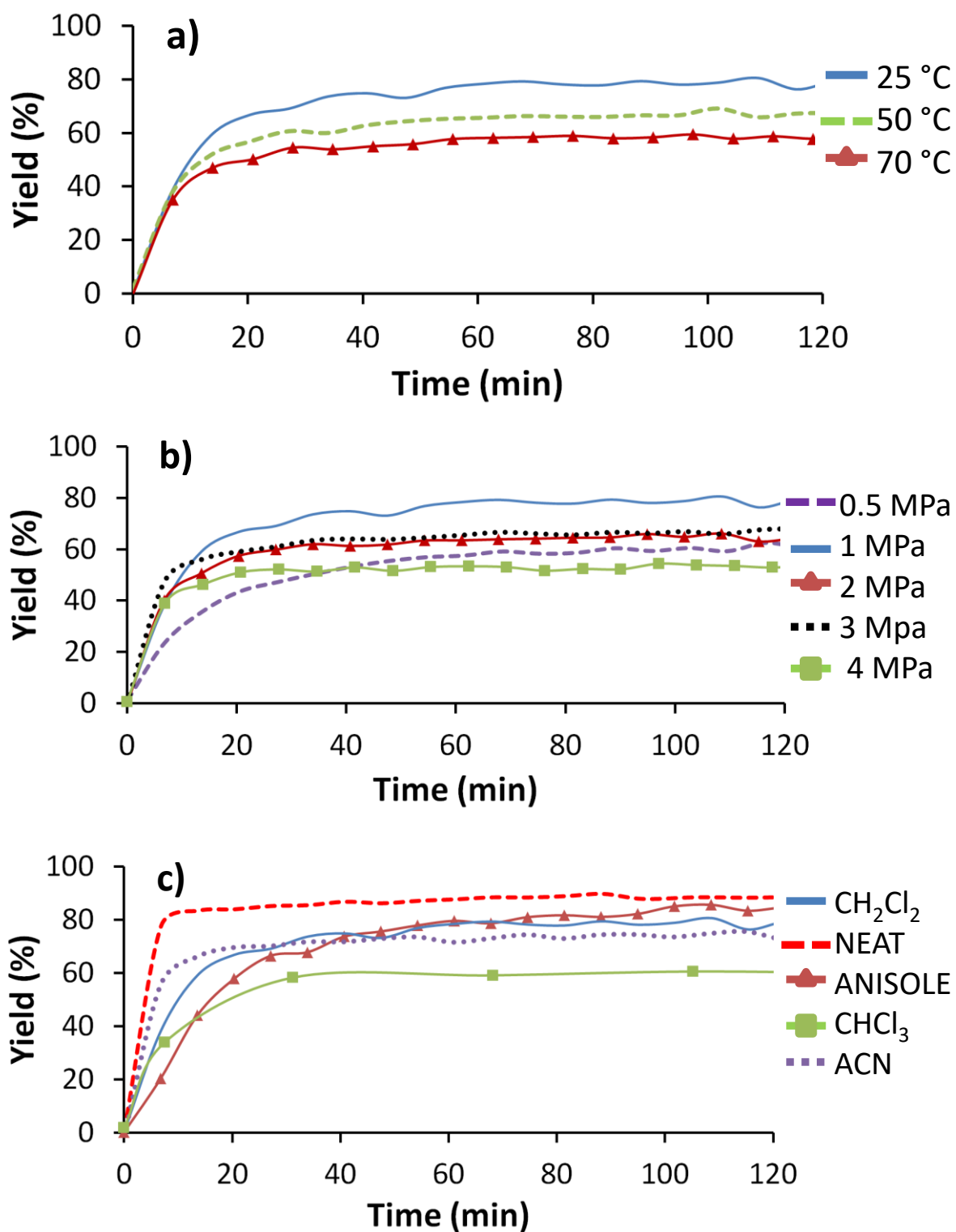
Regarding pressure effects, at the optimized temperature of 25 °C, an optimum yield for 1 MPa was observed (Table 3, entry 1 and entries 4-7) and increasing the pressure had a detrimental effect on the overall PG conversion and yield. No major differences were observed in terms of kinetics for both heating and increasing the pressure (Fig 18a and 18b), unless for a low pressure of 0.5 MPa (Fig 18b, purple curve) that displayed slow kinetics.

The optimized conditions were applied in neat conditions, which gave the best results so far with 90 % PC yield after only 70 min (Fig 18c, red dashed curve; Table 3, entry 8). Other solvents were tested resulting in a drop of the PC yields to 85 % in anisole (Table 3, entry 9). Switching to acetonitrile or CHCl<sub>3</sub> gave PC yields of 75 % and 60 % respectively (Table 3, entries 10-11), with slower kinetics in chloroform (Fig 18c, green curve).

As for the DBU/EtBr dual system, side reactions are expected. In this case, with propylene glycol as a substrate, the main side reaction is the tosylation of one or both alcohol groups, as it is a known reaction for protecting alcohol groups in organic chemistry when a base is involved. Nevertheless, yields of tosylated alcohol never exceeded 3 % for all experiments listed in Table 3.

Other kinetics were performed with tertiary amines such as DIPEA, TMEDA and N-methyl pyrrolidine. Best results were obtained with TEA when dichloromethane was used as solvent. Still, DIPEA could afford propylene carbonate with a yield of 75 % in 150 min (Table 4 entry 2; Fig 19 red curve). TMEDA and N-methyl pyrrolidine displayed lower activity as figured out by lower yields and slower kinetics (Table 4, entries 3-4).





**Figure 18:** Yield of propylene carbonate (PC) with the reaction time for different (a) temperatures, (b) pressures and (c) solvent conditions. Reaction conditions are described in Table 3.

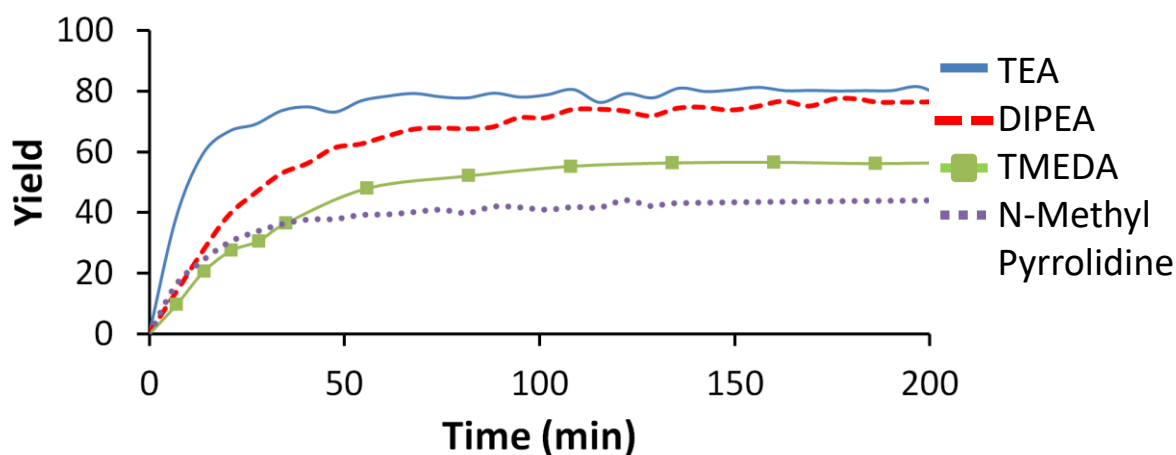
**Table 4:** Effect of the organic base for the carbonation reaction of propylene glycol to afford propylene carbonate. Reaction conditions: Propylene glycol (0.5 mmol in 200  $\mu\text{L}$   $\text{CH}_2\text{Cl}_2$ ), base (1 mmol), TsCl (0.5 mmol), 25  $^\circ\text{C}$ , 1 MPa.

Entry	Base	PG conv. (%) <sup>1,2</sup>	PC yield (%) <sup>1,3</sup>
1	TEA	80	80
2	DIPEA	75	75
3	TMEDA	58	58
4	N-Methyl Pyrrolidine	ND	45

<sup>1</sup> Determined after 3h

<sup>2</sup> Conversion of propylene glycol calculated from  $^1\text{H}$  NMR with 1,3,5-trimethoxybenzene as internal standard

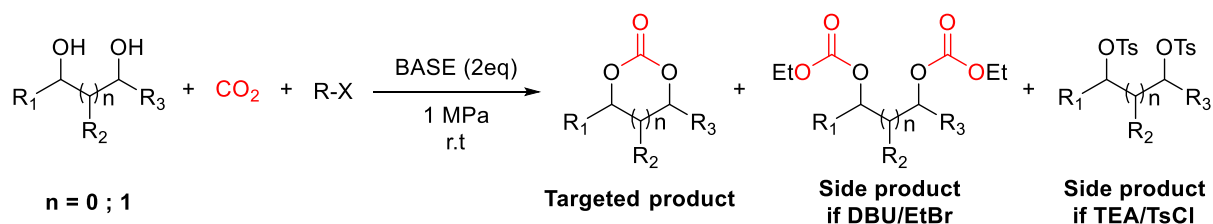
<sup>3</sup> PC yield calculated from ATR-IR and from  $^1\text{H}$  NMR with 1,3,5-trimethoxybenzene as internal standard



**Figure 19:** Yield of propylene carbonate (PC) with the reaction time for various organic bases. Reaction conditions are described in Table 4.

### III-3) Substrate scope

Even if DBU/EtBr and TEA/TsCl promote the carbonation of diols under mild operative conditions, the benchmarking of their performances as well as their influence on the product selectivities has never been assessed. The coupling chemistry of different classes of alcohols (1,x-diols with  $x = 2, 3$  or  $\geq 4$ ) with  $\text{CO}_2$  to afford di-, tri- and tetrasubstituted ethylene carbonates, (substituted) trimethylene carbonates or acyclic biscarbonated compounds (Scheme 6) was then balanced regarding both activating systems. Insights into the products yield and selectivity (linear vs cyclic carbonates) are highlighted by benchmarking the performance metrics of both dual activation systems. This study will guide the reader to select the most efficient dual system and the optimal operating conditions to drive the selective formation of the envisioned (a)cyclic carbonate.



**Scheme 6:** Substrate scope comparison between the two dual agents DBU/EtBr and TEA/TsCl. Side products directly depend on the method used.

### III-3-a) Selectivity for 1,2-diols substrates

Vicinal diols were expected to give ethylene carbonates analogues as the main product due to their known stability. However, depending on the structure of the 1,2-diol, a different selectivity toward the cyclic or biscalconated linear product was observed (Table 5, entries 1-4) when DBU/EtBr was used. The carbonylation of ethylene glycol (product A) afforded a mixture of biscalconate and ethylene carbonate for DBU/EtBr as the activating system with a low selectivity in cyclic carbonate (39 %). When TEA/TsCl was used however, the yield in cyclic carbonate was improved from 19 % up to 44 % with a greater selectivity of 69 % (Table 5 entry 1). Side products (tosylated alcohols) were still observed at a 20 % yield. When the substrate was switched to propylene glycol (PG), great selectivity toward the cyclic carbonate was observed for both systems (Table 5 entry 2). Best results were obtained with TEA/TsCl as the dual system with a 79 % yield and 100 % selectivity of propylene carbonate. In a similar fashion as for product A, 2,3-butanediol (product C) displayed a poor yield and selectivity toward the cyclic carbonate when DBU/EtBr was used. Yet, the dual system TEA/TsCl provides a satisfying way to obtain mainly the corresponding cyclic carbonate with a moderate yield of 46 % with 100 % selectivity (Table 5 entry 3). We believe that double carbonation occurs in the case of products A and C when DBU/EtBr was used since both alcohol functions are equivalent due to the molecular symmetry. Moreover, small steric hindrance due to the presence of hydrogens or only one methyl must allow the double insertion of CO<sub>2</sub>. Whereas no huge differences were observed between carbonylation of the primary or secondary alcohol with DBU as a base when DFT calculations were performed, experimental results tend to demonstrate that non-equivalent alcohol functions favour the formation of 5 membered cyclic carbonates, as it is the case for PG. In the case of TEA, no double carbonation are expected as it was previously reported for 2,2-dimethylpropane-1,3-diol with a 100 % selectivity toward monocarbonated species, versus 41 % toward biscalconated species when DBU was used as a base[45]. Tetrasubstituted Pinacol (product D) was poorly converted into the corresponding cyclic carbonate (diol conversion: 27 %) with however no double carbonation (Table 5, entry 4) with DBU/EtBr activating system, due to greater steric hindrance. However, the cyclic carbonate yield was greatly improved up to 67 % when TEA/TsCl was used, with 100 % selectivity toward the cyclic product. To the best of our knowledge, 4,4,5,5-tetramethyl-1,3-dioxolan-2-one was successfully synthesized from CO<sub>2</sub> for the first time, while other attempts using the CO<sub>2</sub>/epoxide coupling failed to obtain this product [61]. Interestingly, glycerol (product E) was selectively converted into glycerol

carbonate with a yield of 75 % using the dual system DBU/EtBr (Table 5, entry 5). This alkylating agent/organobase activating system surpasses the performance of TEA/TsCl that only afforded glycerol carbonate with a yield of 55 % with concomitant formation of 20 % of tosylated alcohols as side products, highlighting the substrate dependence for each method and the differences in selectivity.

**Table 5:** Substrate scope for the carbonation of diols for both dual activating systems DBU/EtBr and TEA/TsCl

		DBU/EtBr			TEA/TsCl		
Entry	Substrate	Yield cyclic carbonate <sup>1</sup> (%)	Yield biscarbonated <sup>2</sup> (%)	Selectivity cyclic carbonate	Yield cyclic carbonate <sup>3</sup> (%)	Yield tosylated alcohol <sup>4</sup> (%)	Selectivity cyclic carbonate (%)
1	A	19	29	39	44	20	69
2	PG	73	15	83	79 (55) <sup>5</sup>	0	100
3	C	20	27	42	46	0	100
4	D	27	0	100	67 (50) <sup>5</sup>	0	100
5	E	75 (60) <sup>5</sup>	0	100	55	20	73
6	F	0	54	0	90 (60) <sup>5</sup>	4	96
7	G	0	0	0	0	0	0
8	H	17	31	35	64 (39) <sup>5</sup>	12	84
9	I	15	54	22	84 (58) <sup>5</sup>	0	100
10	J	0	56	0	0	ND	/
11	K	0	51	0	0	ND	/

<sup>1</sup>: Yield of the corresponding carbonate after 20 h, estimated by quantitative <sup>1</sup>H NMR. Conditions: Diol (0.5 mmol); DBU (1 mmol); EtBr (1.2 mmol); CH<sub>2</sub>Cl<sub>2</sub> (200 μL); 1,3,5-trimethoxybenzene (0.166 mmol) as internal standard ; 1 MPa, r.t.

<sup>2</sup>: Yield of the corresponding biscarbonated compound after 20h, estimated by quantitative NMR. Conditions: Diol (0.5 mmol); DBU (1 mmol); EtBr (1.2 mmol); CH<sub>2</sub>Cl<sub>2</sub> (200 μL); 1,3,5-trimethoxybenzene (0.166 mmol) as internal standard ; 1 MPa, r.t.

<sup>3</sup>: Yield of the corresponding carbonate after 3h, estimated by quantitative NMR. Conditions: Diol (0.5 mmol); TEA (1 mmol); TsCl (0.5 mmol); CH<sub>2</sub>Cl<sub>2</sub> (200 μL); 1,3,5-trimethoxybenzene (0.166 mmol) as internal standard ; 1 MPa, r.t.

<sup>4</sup>: Yield of the corresponding tosylated alcohol after 3h, estimated by quantitative NMR. Conditions: Diol (0.5 mmol); TEA (1 mmol); TsCl (0.5 mmol); CH<sub>2</sub>Cl<sub>2</sub> (200 μL); 1,3,5-trimethoxybenzene (0.166 mmol) as internal standard ; 1 MPa, r.t.

<sup>5</sup>: Isolated yields after purification for a couple of best results. Experiments were carried out again on a larger scale and products purified by column chromatography. See appendix for NMR spectra of pure products

These differences are even more highlighted when *trans*-1,2-cyclohexanediol (product F) was used as the substrate. In this case, cyclisation is disfavoured compared to other vicinal diols due to the *trans* configuration. Interestingly, the cyclic carbonate could still be

synthesized in excellent yield (90 %, Table 5 entry 6) and selectivity close to 100 % with TEA/TsCl but not in the case of DBU/EtBr. For the latter, biscarbonation is favoured and biscarbonated compounds were selectively synthesized in good yield (54 %, Table 5 entry 6). Unfortunately, pyrocatechol (product G) could not be converted into any carbonates (Table 5 entry 7).

### III-3-b) Selectivity for 1,3-diols substrates

When the DBU/EtBr protocol was applied to the carbonation of 1,3 diols such as 1,3-butanediol (product H) and hexylene glycol (product I), linear biscarbonates were found as the major products (yield = 31 and 54 %, respectively) (Table 5, entries 8 and 9). The formation of the biscarbonated products was favoured due to a larger spacer between both alcohol moieties, in accordance to previous studies[45,46]. Experimentally, 6-membered cyclic carbonates were formed in good yields with great selectivities (Table 5, entries 8 and 9) using TEA/TsCl. Thus, one can tailor the selectivity toward the biscarbonated compounds or substituted trimethylene carbonate by opting for the adequate dual system. This study is particularly relevant as 6-membered cyclic carbonates are modular building blocks for polymer synthesis via ring-opening polymerization[19].

### III-3-c) Selectivity for 1,x-diols substrates ( $x \geq 4$ )

Coupling CO<sub>2</sub> with diols with a larger spacer is expected to favour the carbonation of both alcohol moieties with the formation of acyclic biscarbonates. These compounds are indeed exclusively obtained from 1,4-butanediol or isosorbide in moderate yields (Table 5, entries 10 and 11) with no formation of the 7-membered cyclic carbonates. No cyclic products were detected in the case of the TEA/TsCl system. A small fraction of dimers and trimers were detected indicating the system is still reactive for this class of diols.

In order to deeply understand the selectivity between cyclisation or biscarbonation depending on the nature of the diol when DBU is used as the base, DFT calculations were performed at the *M062X/6-311g(d,p)* level. For each diol, the activation barriers of the alkylation and biscarbonation steps were compared. For both calculations, the starting point was the optimized geometry of monocarbonated species (product of step 1, see Scheme 4 and Fig. 9). Firstly, biscarbonation was not considered in the reaction pathway with PG as the diol, since its activation barrier is 3.3 kcal/mol higher than the activation barrier of alkylation (Table 6, entry 1), which explains the low percentage of biscarbonated products ( $\leq 15$  %). Moreover, all other activation barriers for the conversion of PG into propylene carbonate are lower than 23.3 kcal/mol (Fig. 9). For ethylene glycol (Table 6, entry 2), both activation barriers are of similar magnitude, indicating that both pathways would compete, which is consistent with experimental results (Table 5, entry 1). As the length of the spacer between both alcohol functions is increased, the activation barrier for biscarbonation decreases whereas alkylation barrier remains around 20 kcal/mol (Table 6, entries 3, 4 and 5). These results support the experimental data collected in Table 5 where 1,3 diols yielded a mixture of (substituted) trimethylene carbonates and biscarbonated products, whereas 1,4-butanediol and Isosorbide only yielded the biscarbonated product.

**Table 6:** DFT calculation (M062X/6-311g(d,p)) for the comparison between monocarbonation followed by alkylation versus carbonation of both alcohol moieties (biscarbonation).

$\text{HO-R-O-CO}_2^-$   
 $\swarrow \text{CO}_2 + \text{DBU}$        $\searrow \text{EtBr}$   
 $\text{O}=\text{C}-\text{O}-\text{R}-\text{O}-\text{C}=\text{O}$        $\text{HO-R-O-CO}_2\text{Et}$   
**Biscarbonation**                      **Alkylation**

Entry	Substrate	$\Delta G_2^\ddagger$ (kcal/mol) <sup>1</sup> <b>Alkylation</b>	$\Delta G_2^\ddagger$ (kcal/mol) <sup>1</sup> <b>Biscarbonation</b>
1		20.0	23.3
2		20.0	19.7
3		22.2	13.3
4		23.0	16.1
5		22.6	11.9

<sup>1</sup>: Gibbs Free Energy activation were calculated by the difference of Gibbs Free Energy of the transition state and the corresponding optimized reaction intermediates.

## IV) Conclusion

In this work, deep investigations of a model reaction for the coupling of propylene glycol and CO<sub>2</sub> under mild conditions (25 °C ; 1 MPa) promoted by two different metal-free dual activating systems led to a fine understanding of these carbonation reactions. The protocol was optimized thanks to mechanistic and kinetic studies of various parameters reported for the first time, such as influence of the pressure, temperature, solvent and nature of the alkyl halide. Most importantly, extension to other diols using both synthetic pathways provided a powerful guide for the reader to choose the best dual activating system regarding the desired product. If cyclic carbonates are highly desired, TEA/TsCl gives the most interesting results with fast kinetics to afford selectively 5- and 6- membered carbonates. However, DBU/EtBr must be used for the selective synthesis of glycerol carbonate from glycerol. The latter is also effective to tailor selectivity toward bicarbonated compounds when 1,x diols (x ≥ 3) are used as substrates, as for instance to obtain bicarbonated isosorbide. DFT calculations supported the experimental results obtained. This benchmarking highlights the versatility of these organic based dual activating systems and demonstrates the substrate dependency of such carbonation reactions. Perspectives to improve the efficiency of the process would be to recycle these activating systems which are currently used in stoichiometric amounts. To this aim, polymer-supported organic (super)bases could be an alternative way to improve the recyclability of the system.

## **REFERENCES**

- [1] T.F. Stocker, Intergovernmental Panel on Climate Change 2013: Physical Science Basis, Contribution of Working Group I to the Fifth Assessment Report of the Intergovernmental Panel on Climate Change, Cambridge University Press (2013).
- [2] R.B. Jackson, C. Le Quéré, R.M. Andrew, J.G. Canadell, G.P. Peters, J. Roy, L. Wu, Warning signs for stabilizing global CO<sub>2</sub> emissions, *Environ. Res. Lett.* 12(11) (2017) 110202.
- [3] M. Aresta, A. Dibenedetto, Utilisation of CO<sub>2</sub> as a chemical feedstock: opportunities and challenges, *Dalton Trans* (28) (2007) 2975-92.
- [4] P.J.A. Kenis, A. Dibenedetto, T. Zhang, Carbon Dioxide Utilization Coming of Age, *Chemphyschem* 18(22) (2017) 3091-3093.
- [5] M. Aresta, Carbon Dioxide as Chemical Feedstock, WILEY-VCH (2010).
- [6] T. Sakakura, J. C. Choi, H. Yasuda, Transformation of Carbon Dioxide, *Chem. Rev.* 107 (2007) 2365-2387.
- [7] C. Maeda, Y. Miyazaki, T. Ema, Recent progress in catalytic conversions of carbon dioxide, *Catal. Sci. Tech.* 4(6) (2014) 1482-1497.
- [8] G. Fiorani, W. Guo, A.W. Kleij, Sustainable conversion of carbon dioxide: the advent of organocatalysis, *Green Chem.* 17(3) (2015) 1375-1389.
- [9] A. Tortajada, F. Juliá-Hernández, M. Börjesson, T. Moragas, R. Martin, Transition-Metal-Catalyzed Carboxylation Reactions with Carbon Dioxide, *Angew. Chem. Int. Ed.* 57(49) (2018) 15948-15982.
- [10] Y. Cao, X. He, N. Wang, H.-R. Li, L.-N. He, Photochemical and Electrochemical Carbon Dioxide Utilization with Organic Compounds, *Chin. J. Chem.* 36(7) (2018) 644-659.
- [11] J. Artz, T.E. Müller, K. Thenert, J. Kleinekorte, R. Meys, A. Sternberg, A. Bardow, W. Leitner, Sustainable Conversion of Carbon Dioxide: An Integrated Review of Catalysis and Life Cycle Assessment, *Chem. Rev.* 118(2) (2018) 434-504.
- [12] N.A. Tappe, R.M. Reich, V. D'Elia, F.E. Kühn, Current advances in the catalytic conversion of carbon dioxide by molecular catalysts: an update, *Dalton Transactions* 47(38) (2018) 13281-13313.
- [13] N. Yadav, F. Seidi, D. Crespy, V. D'Elia, Polymers Based on Cyclic Carbonates as Trait d'Union Between Polymer Chemistry and Sustainable CO<sub>2</sub> Utilization, *ChemSuschem* 12(4) (2019) 724-754.
- [14] A.J. Kamphuis, F. Picchioni, P.P. Pescarmona, CO<sub>2</sub>-fixation into cyclic and polymeric carbonates: principles and applications, *Green Chem.* 21(3) (2019) 406-448.
- [15] S. Gennen, B. Grignard, T. Tassaing, C. Jerome, C. Detrembleur, CO<sub>2</sub>-Sourced alpha-Alkylidene Cyclic Carbonates: A Step Forward in the Quest for Functional Regioregular Poly(urethane)s and Poly(carbonate)s, *Angew Chem Int Ed Engl* 56(35) (2017) 10394-10398.
- [16] A.-A.G. Shaikh, S. Sivaram, Organic Carbonates, *Chem. Rev.* 96(3) (1996) 951-976.
- [17] L. Maisonneuve, O. Lamarzelle, E. Rix, E. Grau, H. Cramail, Isocyanate-Free Routes to Polyurethanes and Poly(hydroxy Urethane)s, *Chem. Rev.* 115(22) (2015) 12407-39.
- [18] B. Grignard, J.M. Thomassin, S. Gennen, L. Poussard, L. Bonnaud, J.M. Raquez, P. Dubois, M.P. Tran, C.B. Park, C. Jerome, C. Detrembleur, CO<sub>2</sub>-blown microcellular non-isocyanate polyurethane (NIPU) foams: from bio- and CO<sub>2</sub>-sourced monomers to potentially thermal insulating materials, *Green Chem.* 18(7) (2016) 2206-2215.
- [19] G. Rokicki, Aliphatic cyclic carbonates and spiroorthocarbonates as monomers, *Prog. Polym. Sci.* 25(2) (2000) 259-342.
- [20] B. Grignard, S. Gennen, C. Jérôme, A.W. Kleij, C. Detrembleur, Advances in the use of CO<sub>2</sub> as a renewable feedstock for the synthesis of polymers, *Chem. Soc. Rev.* 48(16) (2019) 4466-4514.
- [21] M. Alves, B. Grignard, R. Mereau, C. Jerome, T. Tassaing, C. Detrembleur, Organocatalyzed coupling of carbon dioxide with epoxides for the synthesis of cyclic carbonates: catalyst design and mechanistic studies, *Catal. Sci. Tech.* 7(13) (2017) 2651-2684.
- [22] S.B. Lawrenson, R. Arav, M. North, The greening of peptide synthesis, *Green Chem.* 19(7) (2017) 1685-1691.

- [23] W. Clegg, R.W. Harrington, M. North, F. Pizzato, P. Villuendas, Cyclic carbonates as sustainable solvents for proline-catalysed aldol reactions, *Tetrahedron: Asymmetry* 21(9) (2010) 1262-1271.
- [24] X.D. Lang, L.N. He, Green Catalytic Process for Cyclic Carbonate Synthesis from Carbon Dioxide under Mild Conditions, *Chem Rec* 16(3) (2016) 1337-52.
- [25] M. North, R. Pasquale, C. Young, Synthesis of cyclic carbonates from epoxides and CO<sub>2</sub>, *Green Chem.* 12(9) (2010) 1514-1539.
- [26] M. Alves, B. Grignard, A. Boyaval, R. Méreau, J. De Winter, P. Gerbaux, C. Detrembleur, T. Tassaing, C. Jérôme, Organocatalytic Coupling of CO<sub>2</sub> with Oxetane, *ChemSusChem* 10(6) (2017) 1128-1138.
- [27] P. Goodrich, H.Q.N. Gunaratne, J. Jacquemin, L. Jin, Y. Lei, K.R. Seddon, Sustainable Cyclic Carbonate Production, Utilizing Carbon Dioxide and Azolate Ionic Liquids, *ACS Sustainable Chem. Eng.* 5(7) (2017) 5635-5641.
- [28] P. Goodrich, H.Q.N. Gunaratne, L. Jin, Y. Lei, K.R. Seddon, Carbon Dioxide Utilisation for the Synthesis of Unsymmetrical Dialkyl and Cyclic Carbonates Promoted by Basic Ionic Liquids, *Aust. J. Chem.* 71(3) (2018) 181-185.
- [29] F.D. Bobbink, A.P. van Muyden, P.J. Dyson, En route to CO<sub>2</sub>-containing renewable materials: catalytic synthesis of polycarbonates and non-isocyanate polyhydroxyurethanes derived from cyclic carbonates, *Chem. Commun.* 55(10) (2019) 1360-1373.
- [30] J. Rintjema, W. Guo, E. Martin, E.C. Escudero-Adan, A.W. Kleij, Highly Chemoselective Catalytic Coupling of Substituted Oxetanes and Carbon Dioxide, *ChemPubSoc* 21(30) (2015) 10754-62.
- [31] C. Martín, G. Fiorani, A.W. Kleij, Recent Advances in the Catalytic Preparation of Cyclic Organic Carbonates, *ACS Catal.* 5(2) (2015) 1353-1370.
- [32] A. Boyaval, R. Méreau, B. Grignard, C. Detrembleur, C. Jerome, T. Tassaing, Organocatalytic Coupling of CO<sub>2</sub> with a Propargylic Alcohol: A Comprehensive Mechanistic Study, *ChemSusChem* 10(6) (2017) 1241-1248.
- [33] J. Rintjema, A.W. Kleij, Substrate-Assisted Carbon Dioxide Activation as a Versatile Approach for Heterocyclic Synthesis, *Synthesis* 48(22) (2016) 3863-3878.
- [34] Q.-W. Song, L.-N. He, Transition Metal-Promoted CO<sub>2</sub> Conversion under Mild Reaction Conditions, *Advances in CO<sub>2</sub> Capture, Sequestration, and Conversion*, American Chemical Society 2015, pp. 47-70.
- [35] R. Méreau, B. Grignard, A. Boyaval, C. Detrembleur, C. Jerome, T. Tassaing, Tetrabutylammonium Salts: Cheap Catalysts for the Facile and Selective Synthesis of  $\alpha$ -Alkylidene Cyclic Carbonates from Carbon Dioxide and Alkynols, *ChemCatChem* 10(5) (2018) 956-960.
- [36] B. Grignard, C. Ngassamtounzoua, S. Gennen, B. Gilbert, R. Méreau, C. Jerome, T. Tassaing, C. Detrembleur, Boosting the Catalytic Performance of Organic Salts for the Fast and Selective Synthesis of  $\alpha$ -Alkylidene Cyclic Carbonates from Carbon Dioxide and Propargylic Alcohols, *ChemCatChem* 10(12) (2018) 2584-2592.
- [37] S. Dabral, B. Bayarmagnai, M. Hermsen, J. Schießl, V. Mormul, A.S.K. Hashmi, T. Schaub, Silver-Catalyzed Carboxylative Cyclization of Primary Propargyl Alcohols with CO<sub>2</sub>, *Org. Lett.* 21(5) (2019) 1422-1425.
- [38] N. Kindermann, T. Jose, A.W. Kleij, Synthesis of Carbonates from Alcohols and CO<sub>2</sub>, *Top Curr Chem (Cham)* 375(1) (2017) 15.
- [39] M. Tamura, M. Honda, Y. Nakagawa, K. Tomishige, Direct conversion of CO<sub>2</sub> with diols, aminoalcohols and diamines to cyclic carbonates, cyclic carbamates and cyclic ureas using heterogeneous catalysts, *J. Chem. Technol. Biotechnol* 89(1) (2014) 19-33.
- [40] A. Hosseinian, S. Farshbaf, R. Mohammadi, A. Monfared, E. Vessally, Advancements in six-membered cyclic carbonate (1,3-dioxan-2-one) synthesis utilizing carbon dioxide as a C1 source, *RSC Adv.* 8(32) (2018) 17976-17988.
- [41] F.D. Bobbink, W. Gruszka, M. Hulla, S. Das, P.J. Dyson, Synthesis of cyclic carbonates from diols and CO<sub>2</sub> catalyzed by carbenes, *Chem. Commun.* 52(71) (2016) 10787-10790.



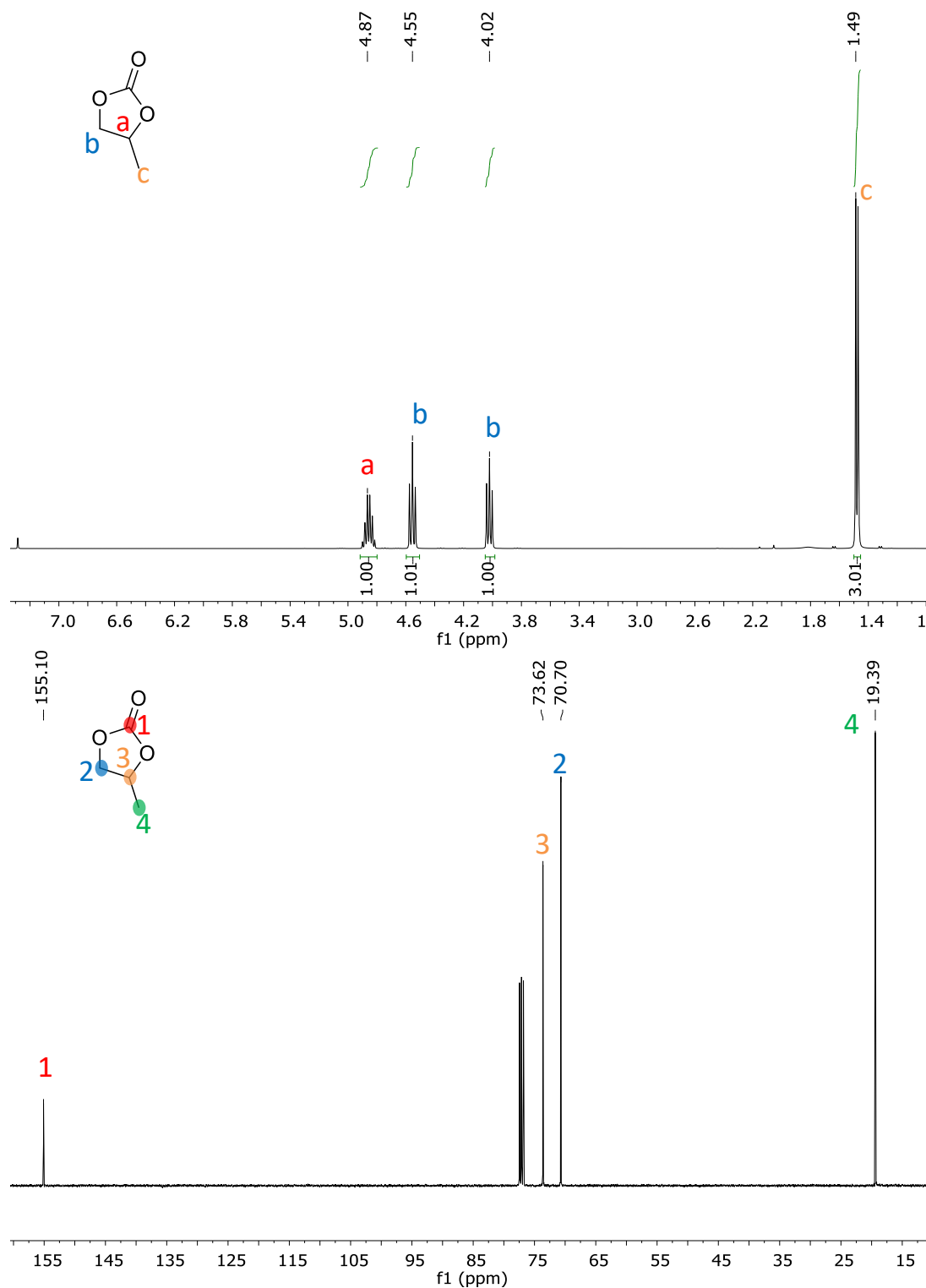
- [42] M. Honda, M. Tamura, Y. Nakagawa, K. Tomishige, Catalytic CO<sub>2</sub> conversion to organic carbonates with alcohols in combination with dehydration system, *Catal. Sci. Technol.* 4(9) (2014) 2830-2845.
- [43] M. Honda, M. Tamura, K. Nakao, K. Suzuki, Y. Nakagawa, K. Tomishige, Direct Cyclic Carbonate Synthesis from CO<sub>2</sub> and Diol over Carboxylation/Hydration Cascade Catalyst of CeO<sub>2</sub> with 2-Cyanopyridine, *ACS Catal.* 4(6) (2014) 1893-1896.
- [44] M.R. Reithofer, Y.N. Sum, Y. Zhang, Synthesis of cyclic carbonates with carbon dioxide and cesium carbonate, *Green Chem.* 15(8) (2013) 2086-2090.
- [45] T.M. McGuire, E.M. López-Vidal, G.L. Gregory, A. Buchard, Synthesis of 5- to 8-membered cyclic carbonates from diols and CO<sub>2</sub>: A one-step, atmospheric pressure and ambient temperature procedure, *J. CO<sub>2</sub> Util.* 27 (2018) 283-288.
- [46] G.L. Gregory, M. Ulmann, A. Buchard, Synthesis of 6-membered cyclic carbonates from 1,3-diols and low CO<sub>2</sub> pressure: a novel mild strategy to replace phosgene reagents, *RSC Adv.* 5(49) (2015) 39404-39408.
- [47] T. Kitamura, Y. Inoue, T. Maeda, J. Oyamada, Convenient synthesis of ethylene carbonates from carbon dioxide and 1,2-diols at atmospheric pressure of carbon dioxide, *Synth. Commun.* 46(1) (2015) 39-45.
- [48] Z. Chen, N. Hadjichristidis, X. Feng, Y. Gnanou, Cs<sub>2</sub>CO<sub>3</sub>-promoted polycondensation of CO<sub>2</sub> with diols and dihalides for the synthesis of miscellaneous polycarbonates, *Polym. Chem.* 7(30) (2016) 4944-4952.
- [49] D. Pati, X. Feng, N. Hadjichristidis, Y. Gnanou, Hydrophobic, Hydrophilic, and Amphiphilic Polyglycocarbonates with Linear and Macrocyclic Architectures from Bicyclic Glycocarbonates Derived from CO<sub>2</sub> and Glucoside, *Macromolecules* 50(4) (2017) 1362-1370.
- [50] D. Pati, X. Feng, N. Hadjichristidis, Y. Gnanou, CO<sub>2</sub> as versatile carbonation agent of glycosides: Synthesis of 5- and 6-membered cyclic glycocarbonates and investigation of their ring-opening, *J. CO<sub>2</sub> Util.* 24 (2018) 564-571.
- [51] Y.N. Lim, C. Lee, H.-Y. Jang, Metal-Free Synthesis of Cyclic and Acyclic Carbonates from CO<sub>2</sub> and Alcohols, *Eur. J. Org. Chem.* 2014(9) (2014) 1823-1826.
- [52] D.J. Heldebrant, P.G. Jessop, C.A. Thomas, C.A. Eckert, C.L. Liotta, The Reaction of 1,8-Diazabicyclo[5.4.0]undec-7-ene (DBU) with Carbon Dioxide, *J. Org. Chem.* 70(13) (2005) 5335-5338.
- [53] K.N. Onwukamike, T. Tassaing, S. Grelier, E. Grau, H. Cramail, M.A.R. Meier, Detailed Understanding of the DBU/CO<sub>2</sub> Switchable Solvent System for Cellulose Solubilization and Derivatization, *ACS Sustainable Chem. Eng.* 6(1) (2018) 1496-1503.
- [54] J. Wang, Z. Xue, C. Yan, Z. Li, T. Mu, Fine regulation of cellulose dissolution and regeneration by low pressure CO<sub>2</sub> in DMSO/organic base: dissolution behavior and mechanism, *PCCP* 18(48) (2016) 32772-32779.
- [55] A.-H. Liu, R. Ma, C. Song, Z.-Z. Yang, A. Yu, Y. Cai, L.-N. He, Y.-N. Zhao, B. Yu, Q.-W. Song, Equimolar CO<sub>2</sub> Capture by N-Substituted Amino Acid Salts and Subsequent Conversion, *Angew. Chem. Int. Ed.* 51(45) (2012) 11306-11310.
- [56] M. Stievano, N. Elvassore, High-pressure density and vapor-liquid equilibrium for the binary systems carbon dioxide-ethanol, carbon dioxide-acetone and carbon dioxide-dichloromethane, *J. Supercrit. Fluids* 33(1) (2005) 7-14.
- [57] K. Shirono, T. Morimatsu, F. Takemura, Gas Solubilities (CO<sub>2</sub>, O<sub>2</sub>, Ar, N<sub>2</sub>, H<sub>2</sub>, and He) in Liquid Chlorinated Methanes, *J. Chem. Eng. Data* 53(8) (2008) 1867-1871.
- [58] R.A. Nyquist, W.J. Potts, Infrared absorptions characteristic of organic carbonate derivatives and related compounds, *Spectrochim. Acta* 17(7) (1961) 679-697.
- [59] A.C. Galvão, A.Z. Francesconi, Methane and carbon dioxide solubility in 1,2-propylene glycol at temperatures ranging from 303 to 423K and pressures up to 12MPa, *Fluid Phase Equilib.* 289(2) (2010) 185-190.
- [60] K.C. Lethesh, S.N. Shah, M.I.A. Mutalib, Synthesis, Characterization, and Thermophysical Properties of 1,8-Diazobicyclo[5.4.0]undec-7-ene Based Thiocyanate Ionic Liquids, *J. Chem. Eng. Data* 59(6) (2014) 1788-1795.

[61] M. Adolph, T.A. Zevaco, C. Altesleben, O. Walter, E. Dinjus, New cobalt, iron and chromium catalysts based on easy-to-handle N4-chelating ligands for the coupling reaction of epoxides with CO<sub>2</sub>, Dalton Trans 43(8) (2014) 3285-96.

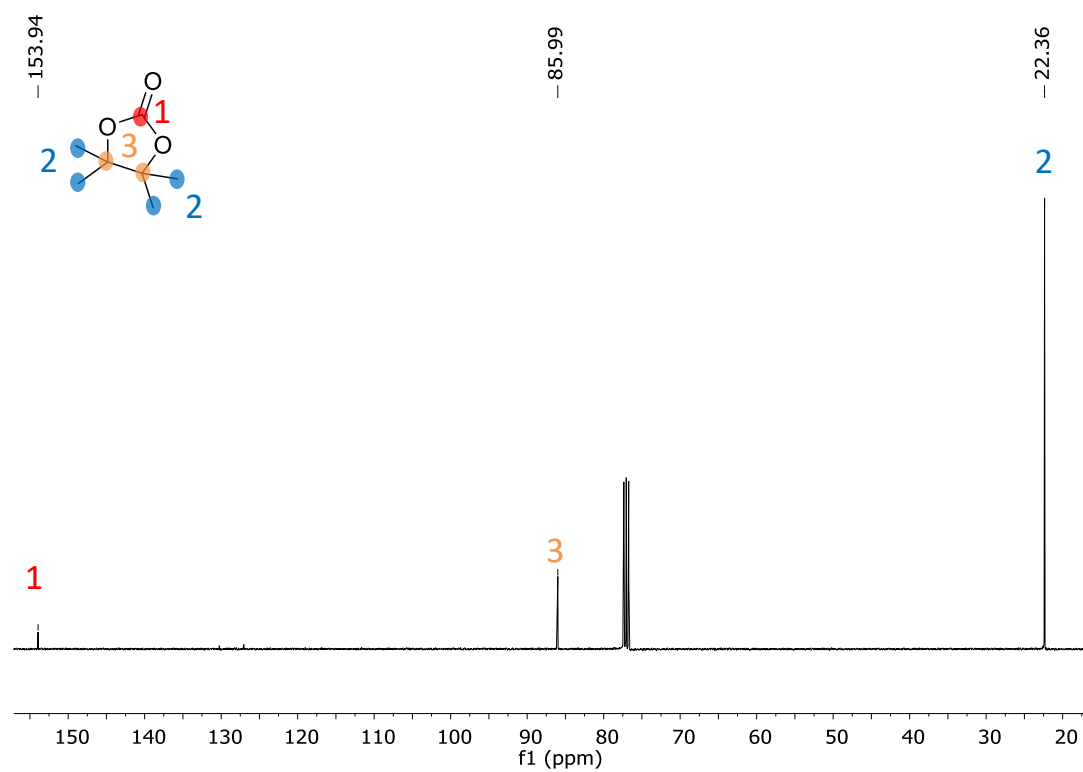
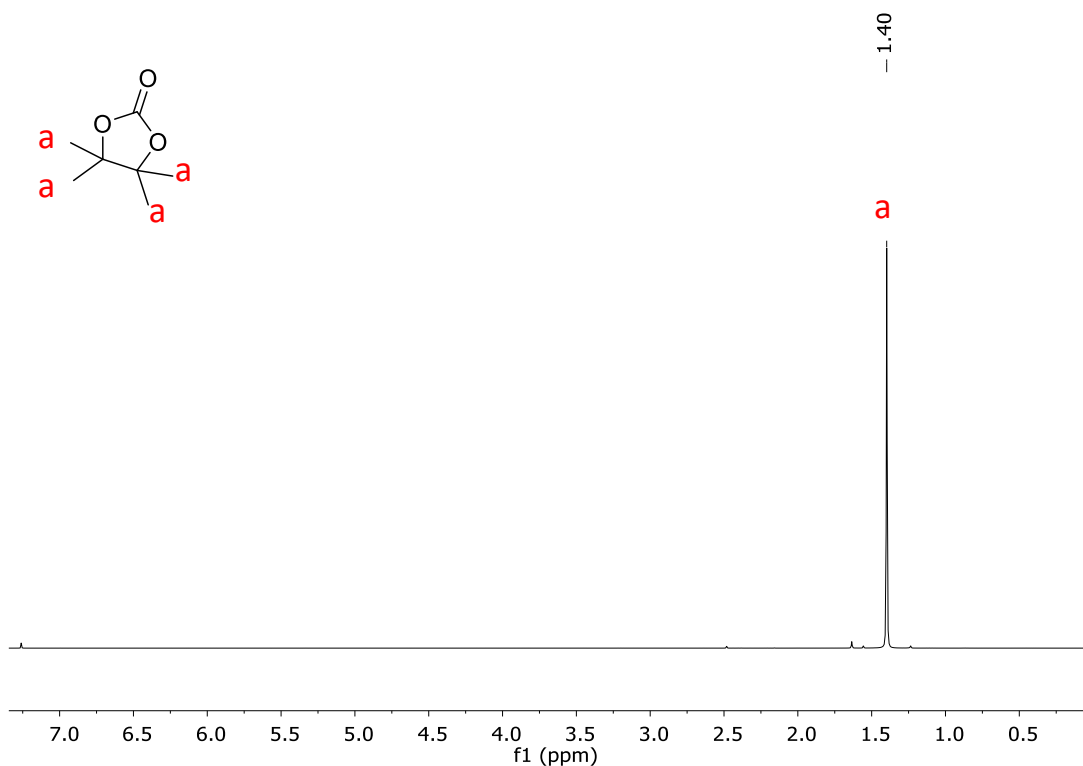
## APPENDIX: Characterization of organic carbonates

**4-Methyl-1,3-dioxolan-2-one** : The product was isolated as a colourless oil, 2.136 g (isolated yield 55 %).  $^1\text{H}$  NMR (400 MHz,  $\text{CDCl}_3$ )  $\delta$  (ppm): 4.82-4.90 (m, 1 H), 4.55 (dd,  $J = 7.8$  Hz,  $J = 8.3$  Hz, 1 H), 4.02 (dd,  $J = 7.4$  Hz,  $J = 8.3$  Hz, 1 H), 1.49 (d,  $J = 6.2$  Hz, 3 H).

$^{13}\text{C}$  NMR (400 MHz,  $\text{CDCl}_3$ )  $\delta$  (ppm): 155.0, 73.5, 70.6, 19.2

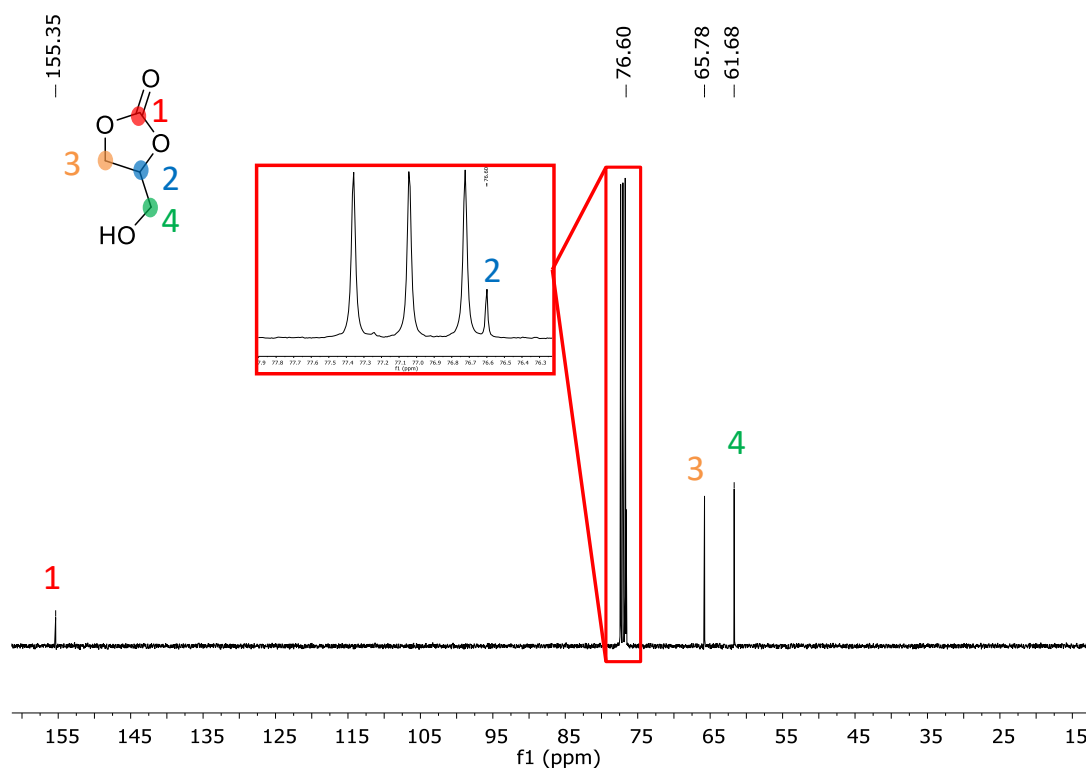
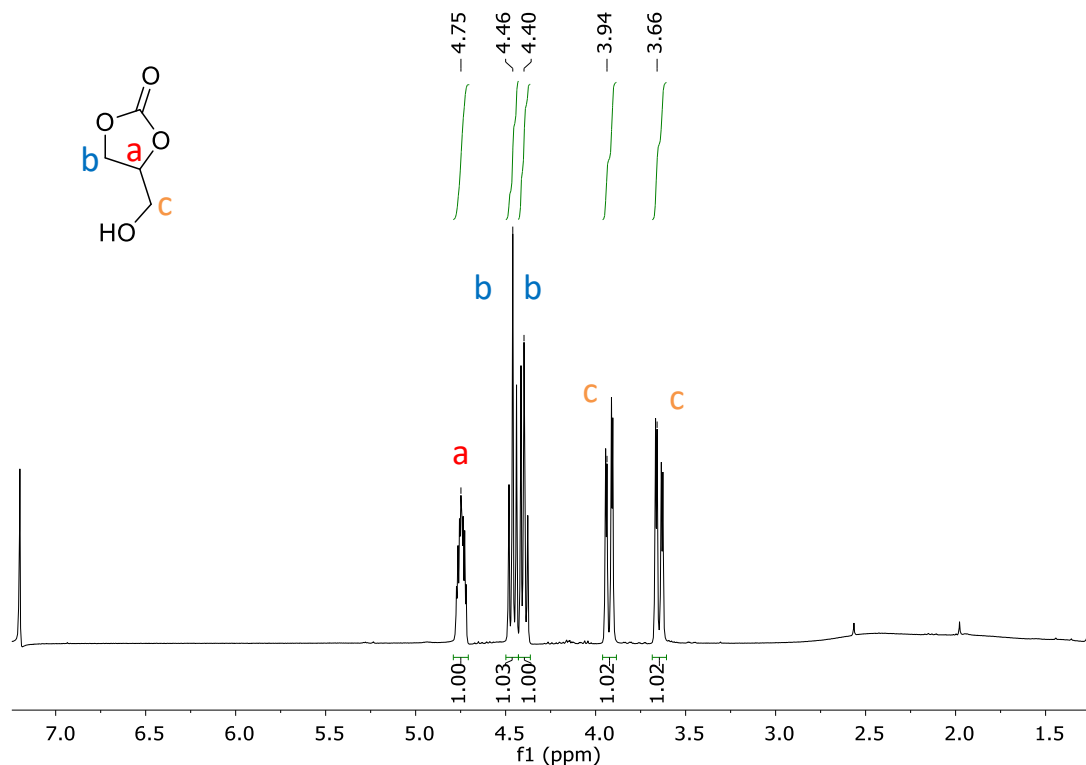


**4,4,5,5-Tetramethyl-1,3-Dioxolan-2-one** : The product was isolated as a white solid, 1.2976 g (isolated yield 50 %).  $^1\text{H}$  NMR (400 MHz,  $\text{CDCl}_3$ )  $\delta$  (ppm): 1.40 (s, 12 H).  $^{13}\text{C}$  NMR (400 MHz,  $\text{CDCl}_3$ )  $\delta$  (ppm): 153.9, 88.99, 22.36



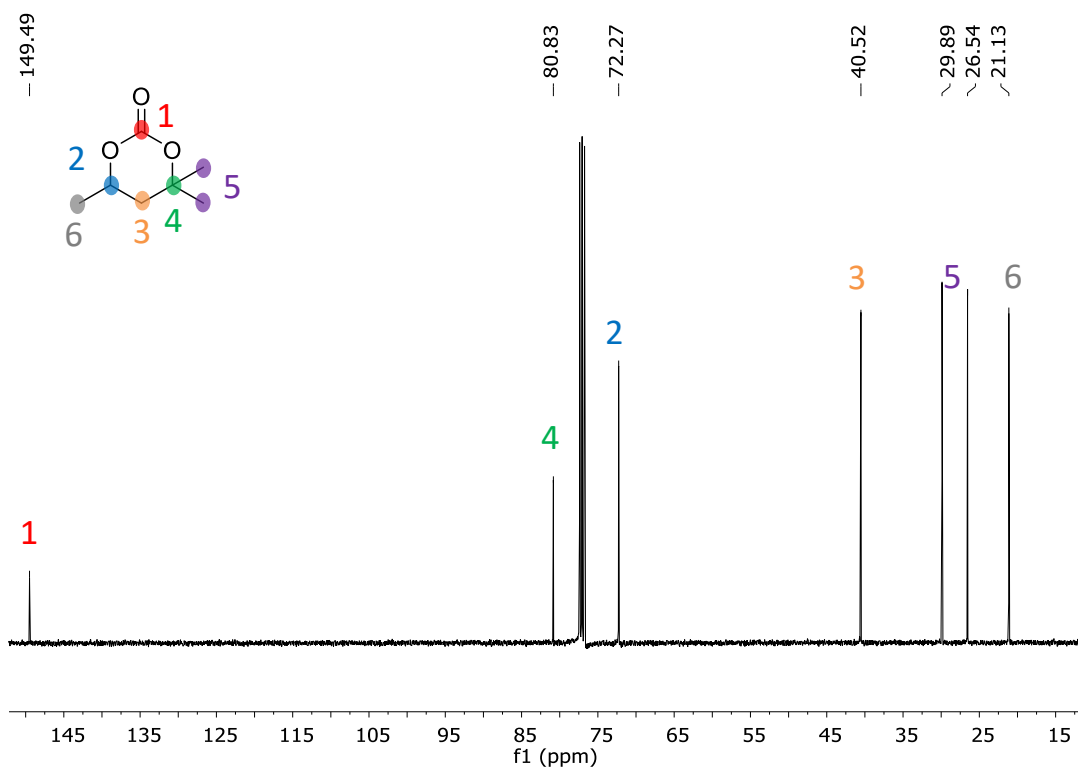
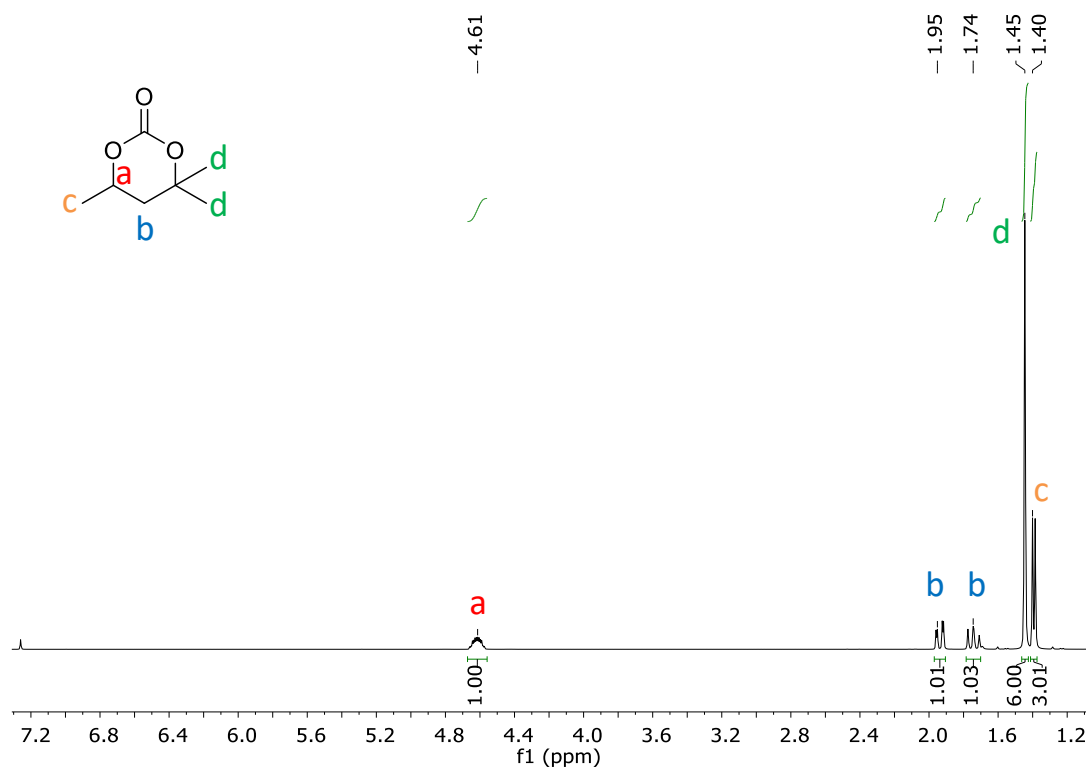
**4-(Hydroxymethyl)-1,3-Dioxolan-2-one** : The product was isolated as a colourless oil, 0.215 g (isolated yield 60 %).  $^1\text{H}$  NMR ( $\text{CDCl}_3$ , 400 MHz)  $\delta$  (ppm): 4.75 (m, 1 H), 4.46 (dd,  $J = 8.30$  Hz,  $J = 8.46$  Hz, 1 H); 4.40 (dd,  $J = 6.74$  Hz,  $J = 8.23$  Hz, 1 H); 3.94 (dd,  $J = 2.99$  Hz,  $J = 9.91$  Hz, 1 H); 3.66 (dd,  $J = 3.14$  Hz,  $J = 9.38$  Hz, 1 H).

$^{13}\text{C}$  NMR (400 MHz,  $\text{CDCl}_3$ )  $\delta$  (ppm): 155.3, 76.6, 65.8, 61.7



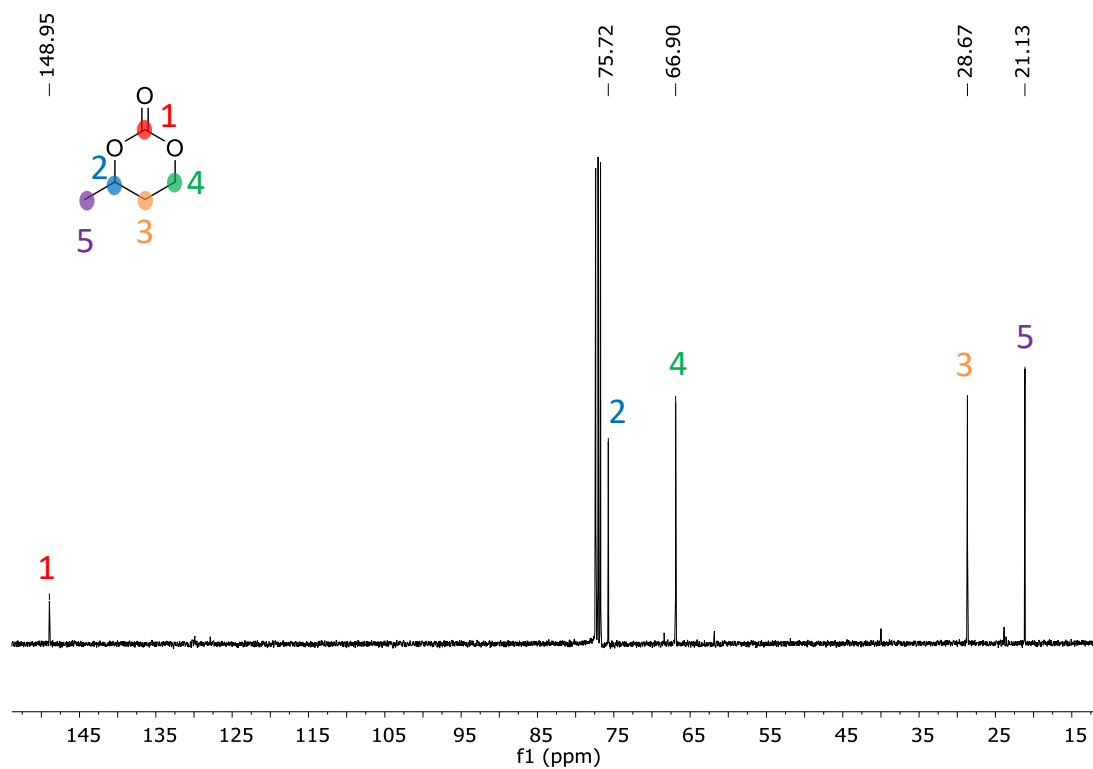
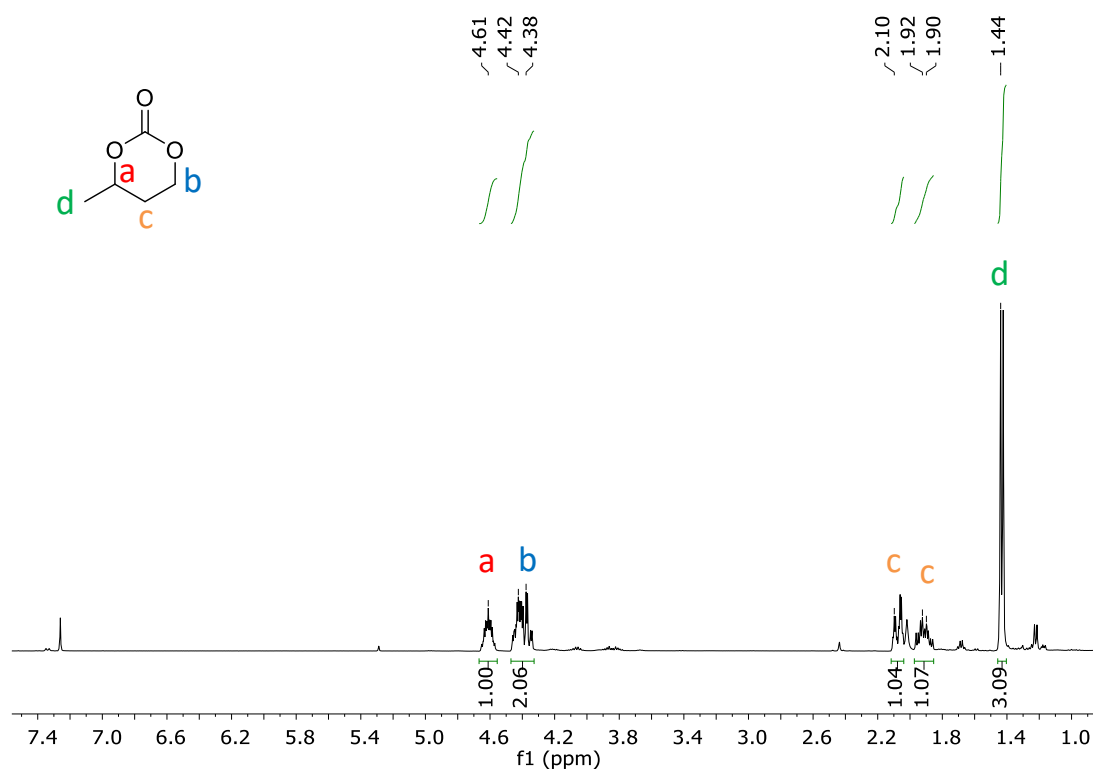
**4,4,6-Trimethyl-1,3-Dioxan-2-one** : The product was isolated as a white solid, 0.850 g (isolated yield 59 %).  $^1\text{H}$  NMR ( $\text{CDCl}_3$ , 400 MHz)  $\delta$  (ppm): 4.63 (m, 1 H), 1.95 (dd,  $J=3.0$  Hz,  $J=11.1$  Hz, 1 H); 1.74 (dd,  $J=12.2$  Hz,  $J=13.8$  Hz, 2 H); 1.45 (s, 6H); 1.40 (d,  $J=6.2$  Hz, 3 H).

$^{13}\text{C}$  NMR ( $\text{CDCl}_3$ , 100 MHz)  $\delta$  (ppm): 149.5, 80.9, 72.3, 40.5, 29.9, 26.5, 21.1.

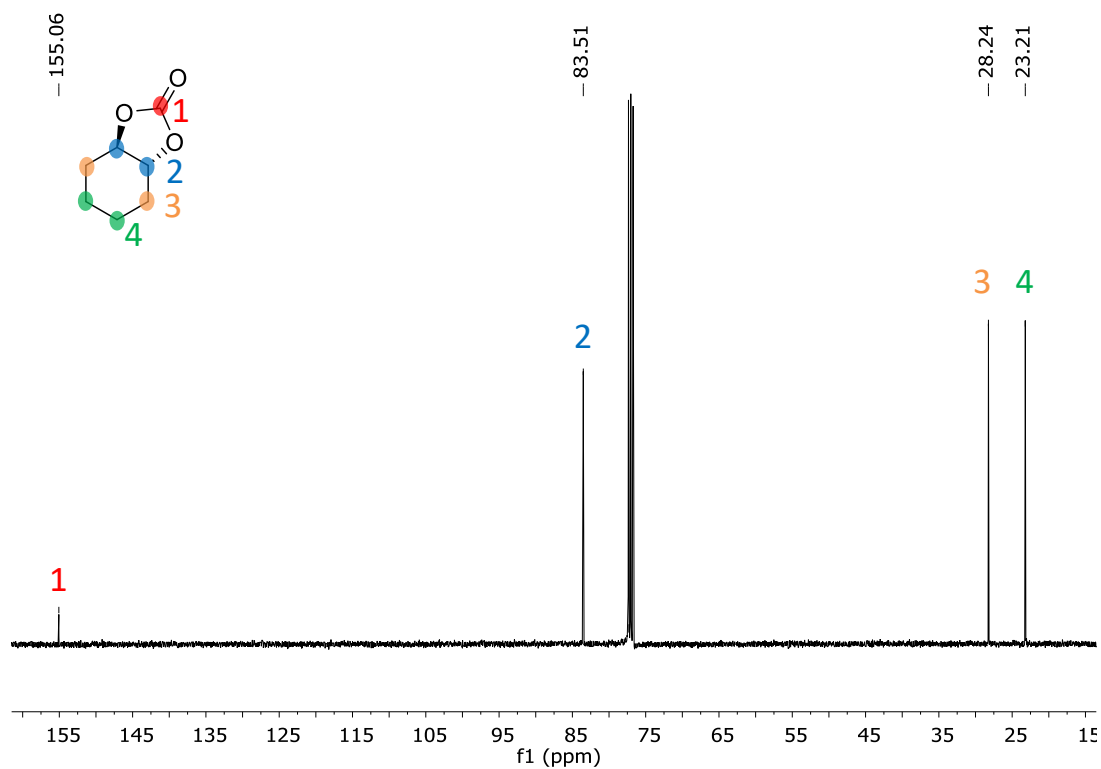
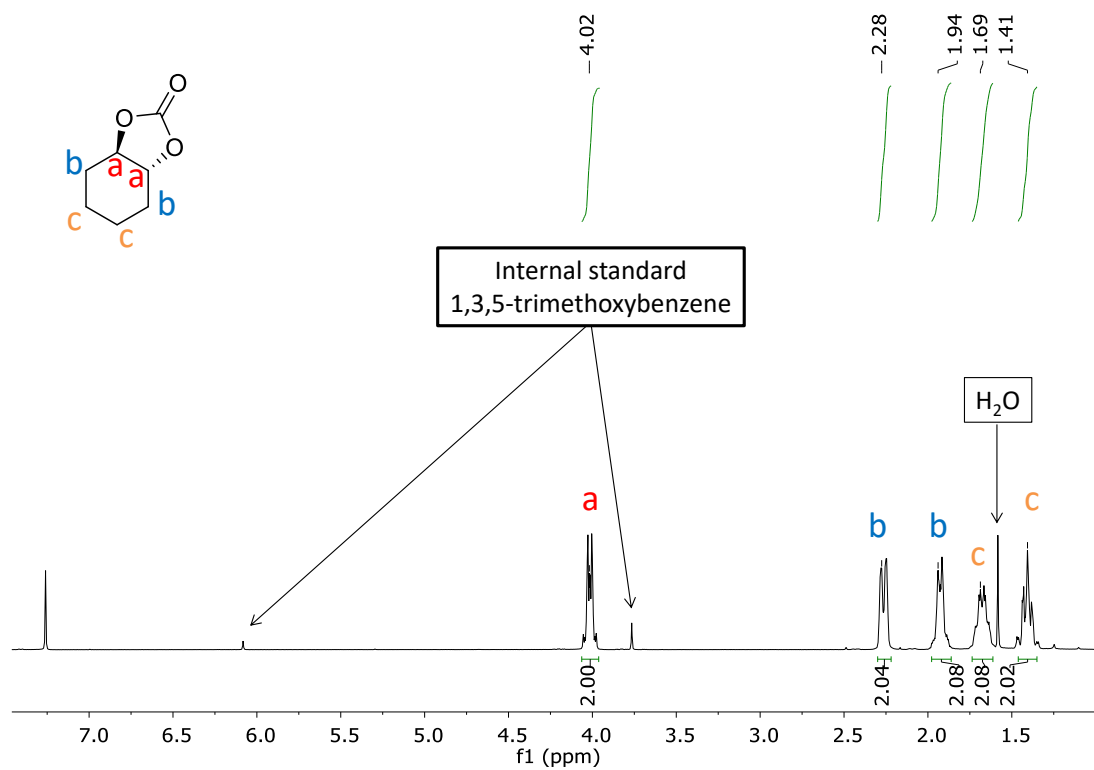


**4-Methyl-[1,3]-dioxan-2-one** : The product was isolated as a colourless oil, 0.452 g (isolated yield 39 %).  $^1\text{H}$  NMR ( $\text{CDCl}_3$ , 400 MHz)  $\delta$  (ppm): 4.57-4.65 (m, 1 H), 4.34-4.46 (m, 2 H), 2.04-2.11 (m, 1 H), 1.86-1.96 (m, 1 H), 1.44 (d,  $J = 6.3$ , 3 H).

$^{13}\text{C}$  NMR ( $\text{CDCl}_3$ , 400 MHz)  $\delta$  (ppm): 148.9, 75.7, 66.9, 28.7, 21.1



**Hexahydro-,-(3aR,7aR)-1,3-benzodioxol-2-one** : The product was isolated as a white solid, 0.255 g (isolated yield 60 %).  $^1\text{H}$  NMR (400 MHz,  $\text{CDCl}_3$ )  $\delta$  (ppm): 3.98-4.05 (m, 2 H), 2.23-2.30 (m, 2 H), 1.88-1.98 (m, 2 H), 1.63-1.73 (m, 2 H), 1.37-1.44 (m, 2 H).  $^{13}\text{C}$  NMR (400 MHz,  $\text{CDCl}_3$ )  $\delta$  (ppm): 155.0, 83.5, 28.2, 23.2





## Chapter III:

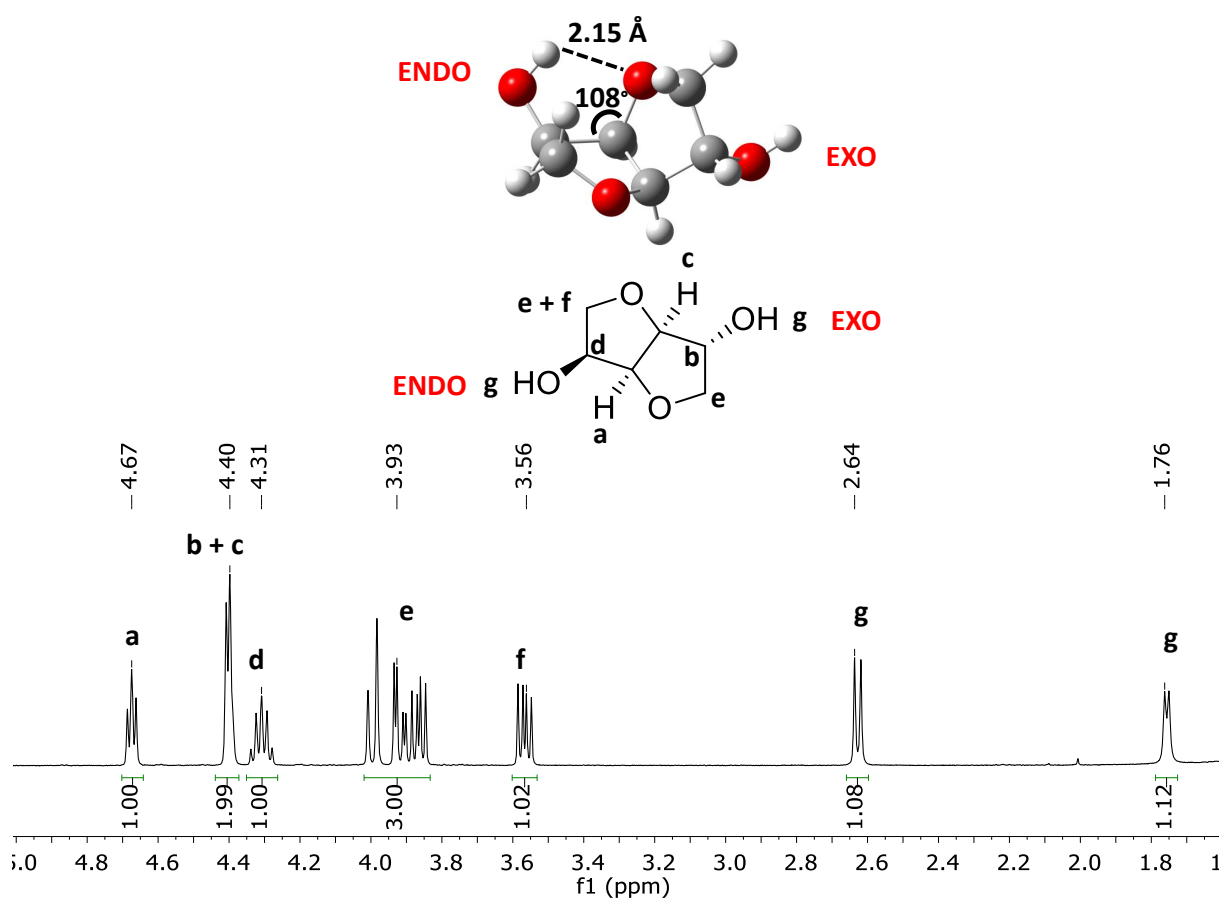
Investigations on the direct copolymerization of Isosorbide and CO<sub>2</sub> using TEA/TsCl as dual organic system for the obtention of poly(isosorbide carbonate)

## Table of contents :

I) Introduction .....	121
II) Materials and methods .....	122
II-1) Material.....	122
II-2) Methods.....	122
III) Results and discussion.....	125
III-1) Preliminary investigations of ISB copolymerization with CO <sub>2</sub> .....	125
III-2) Experimental conditions screening.....	128
III-3) Isomannide-based copolymerization with CO <sub>2</sub> .....	133
IV) Conclusion.....	137
REFERENCES .....	138

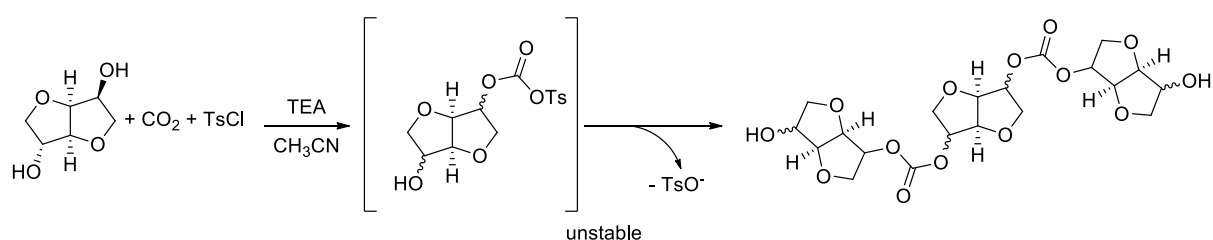
## I) Introduction

Isosorbide (ISB) is a bio-based diol derived from starch that exhibits a bicyclic structure consisting in two *cis*-fused tetrahydrofuran rings (dianhydrohexitol)[1]. The specific chirality of this molecule renders both alcohols functions non-equivalent, as one alcohol moiety creates an intramolecular H-bonding (“endo” alcohol) whereas the other one does not (“exo” alcohol), as presented in Figure 1. Thanks to its bicyclic rigid structure, polycarbonates constructed with ISB as repeating unit are believed to display similar thermo-mechanical properties as aromatic polycarbonates and could potentially replace the use of toxic BPA for huge market applications[2]. As presented in chapter 1 (see section III-3-a-ii)), ISB has recently been used as a monomer in classical melt-polycondensation processes with the use of DMC or DPC as carbonylating agents. Extensive research on different catalytic systems, including metal salts[3], metal alkoxides [4,5], inorganic carbonates [6], ionic liquids [7-14], organic bases[15] and others[2,16-18] enabled the facile construction of defects-free PCs derived from isosorbide with  $M_n$  in the range of 14,000 to 55,000 g/mol. However, to the best of our knowledge, no direct coupling between ISB and  $\text{CO}_2$  has been reported yet. Combining one step/one pot approach, i.e direct copolymerization of diols and  $\text{CO}_2$ , with the use of bio-based rigid substrate, e.g ISB, to afford non-aliphatic polycarbonates is of huge interest in terms of sustainability.



**Figure 1:** Molecular modelling and  $^1\text{H}$  NMR spectrum of ISB which alcohol functions are non-equivalent due to intramolecular H-bonding.

As seen in chapter 2, diols with larger spacers than 3 carbon units are not prone to cyclisation when subjected to CO<sub>2</sub> pressure, but preferentially undergo double alkylation to afford bifunctional acyclic carbonates when specific DBU/Alkyl halide dual activating system is used. However, for the other dual activating system previously described, i.e TEA/TsCl, no stable double carbonated RCO<sub>3</sub>Ts species could be isolated. Taking advantage of the high reactivity of this RCO<sub>3</sub>Ts adduct, one can drive the formation of oligomers via transcarbonation with another diol if the chemical function ratio 1:1 is respected (one alcohol moiety for one RCO<sub>3</sub>Ts moiety) by means of step-growth polymerization processes (see Scheme 1). The following results describe our attempts for the challenging direct copolymerization of ISB with CO<sub>2</sub> using one step/one pot approach with TEA/TsCl dual activating system.



**Scheme 1:** Synthetic strategy for the direct coupling of ISB and CO<sub>2</sub> using the TEA/TsCl dual activating system

## II) Materials and methods

### II-1) Material

Isosorbide (ISB, 95 %, Flurochem), Isomannide (ISM, 95 %, Fluorochem), Tosyl Chloride (TsCl, 99 %, Fluka), Triethylamine (TEA, 99 %, Alfa Aesar), N,N-Diisopropylethylamine (DIPEA, 99 %, Sigma Aldrich), 1,5,7-Triazabicyclo[4.4.0]dec-5-ene (TBD, 99 %, TCI), Lithium Chloride (LiCl, 99 %, Sigma Aldrich), CO<sub>2</sub> (N27, Air Liquid), Acetonitrile (CH<sub>3</sub>CN, Fisher) and Dimethyl formamide (DMF, Fisher) were all used as received and without further purification.

### II-2) Methods

#### *General procedure for kinetic studies:*

The reactions were monitored *in-situ* by IR spectroscopy using a stainless steel reactor (80 mL) suitable for high pressure measurements (up to 400 bar) and high temperature (up to 100 °C) coupled with a FTMIR spectrometer from Bruker, equipped with an air-cooled global source (12 V), a KBr beam splitter, a mechanical rocksolid interferometer, permanently aligned, a diamond ATR fiber probe IN350-T (∅ 6 mm), and a liquid nitrogen-cooled mercury cadmium telluride (MCT). Single beam spectra recorded in the spectral range (670–3500 cm<sup>-1</sup>) with a 4 cm<sup>-1</sup> resolution were obtained after the Fourier transformation of 32 accumulated interferograms until the end of the reaction time. The reactor is equipped with a heating mantle, mechanical stirrer, manometer and gas inlets so that the reaction can be performed under controlled stirring, temperature and CO<sub>2</sub>-pressure.

Diol (60 mmol) and TsCl (60 mmol) were loaded as solid powders in the clean dry stainless steel reactor equipped with the ATR probe. Acetonitrile (35 mL) was added to solubilize both solids at 70 °C. TEA (120 mmol) was then added to the mixture and the reactor was sealed so that it could be put under pressure. To best avoid side reactions due to tosylation of alcohols moiety, it is worth noting that fast pressurization of the system once the base is added is preferable. First spectrum of ATR-IR kinetic monitoring was recorded before CO<sub>2</sub>-pressurization, then every 25 sec.

#### *General procedure for batch reactions:*

Diol (6 mmol) and TsCl (6 mmol) were loaded in a clean dry stainless steel reactor equipped with a manometer and two gas inlet for CO<sub>2</sub> (de)pressurization. Acetonitrile (3.5 mL) was added to solubilize both solids. TEA (12 mmol) was then added to the mixture and the reactor was quickly sealed and placed in an oil bath to control the reaction temperature. Fast CO<sub>2</sub> pressurization was performed to best avoid side reactions (alcohol tosylation). At the end of reaction time, a mixture of solid salts and liquid solution was recovered and analysed by ATR-IR spectroscopy, <sup>1</sup>H NMR spectroscopy and SEC without further purification.

#### *Nuclear magnetic resonance spectroscopy (NMR)*

<sup>1</sup>H and <sup>13</sup>C NMR spectra were recorded at 298 K with a Bruker advance 400 spectrometer operating at 400 MHz, on the Fourier transform mode. All NMR spectra were phased and baseline-corrected. The samples were prepared by dissolving 15-20 mg of product in 0.7 ml of a deuterated solvent (CDCl<sub>3</sub>) and were calibrated with the 7.26ppm residual signal of CDCl<sub>3</sub>.

#### *Size-exclusion chromatography (SEC)*

Number-average molecular weight (M<sub>n</sub>) and molecular weight of peaks (M<sub>p</sub>) of the different dimers, trimers and oligomers that could be separated were determined by size exclusion chromatography (SEC) in dimethylformamide (DMF) containing LiBr (0.025 M) at 55 °C (flow rate: 1 mL/min) with a Waters chromatograph equipped with two columns dedicated to the analysis of low molar mass polymers (PSS gram analytical 100 Å, separation range 300–60000 Da) and a precolumn (100 Å), a dual λ absorbance detector (Waters 2487), and a refractive index detector (Waters 2414). A previously established PS calibration curve was used.

#### *Density Functional Theory (DFT) computational details*

Preliminary calculations of equilibrium structures were performed using a semi-empirical model (AM1-D3H4) to determine the most stable conformations. These semi-empirical calculations were performed using the AMPAC software. The CHAIN algorithm was used for locating intermediates and transition states along the reaction path. The lowest energy

structures obtained at the AM1-D3H4 level were further investigated using the Density Functional Theory method (DFT) implemented in the Gaussian 16 package. DFT calculations of geometries, energies, and vibrational frequencies reported in this article were carried out with the M06-2X functional using the 6-311G(d,p) basis set. All frequencies of each structure have also been calculated to verify the presence of a single imaginary frequency for transition states and the absence of imaginary frequency for ground states. The intrinsic reaction coordinate (IRC) method has been used to verify that the obtained transition states were effectively connected to the desired minima. For all activating systems, a wide range of possible configurations and interactions have been modelled and the more stable of them are reported in this work. To consider entropic effects, the energies mentioned in this study correspond to the Gibbs free energy ( $\Delta G$ ).

#### *Alcohol conversion and selectivity toward carbonate linkages or tosylated alcohols*

All integrations (int.) were calculated on the crude mixture.

- ISB : Peaks labelling are referred to Fig. 3
  - Int. for Carbonate linkages:  $A = (\int Peak \mathbf{o})/2$
  - Int. for Tosylated alcohols:  $B = (\int Peak \mathbf{n})/2 - A$
  - Int. for Non-reacted alcohols:  $C = (\int Peak \mathbf{h} + \int Peak \mathbf{g})/2 - B$
  - Alcohol conversion:  $D = 1 - \frac{C}{A+B+C}$
  - Carbonate linkages selectivity:  $E = \frac{A}{A+B}$
  - Tosylated alcohols selectivity:  $F = \frac{B}{A+B}$
  - Endo/exo ratio:  $G = \frac{\int Peak \mathbf{j}}{\int Peak \mathbf{l} - \int Peak \mathbf{j}}$

**Equation 1:** Conversion calculations for reactions involving ISB based on NMR peak attribution of Fig. 3.

- ISM : Peaks labelling are referred to Fig. 14
  - Int. for Carbonate linkages:  $A = \int Peak \mathbf{j}$
  - Int. for Tosylated alcohols:  $B = 2 * \int Peak \mathbf{n}$
  - Int. for Non-reacted alcohols:  $C = \int Peak \mathbf{i}$
  - Alcohol conversion:  $D = 1 - \frac{C}{A+B+C}$
  - Carbonate linkages selectivity:  $E = \frac{A}{A+B}$
  - Tosylated alcohols selectivity:  $F = \frac{B}{A+B}$

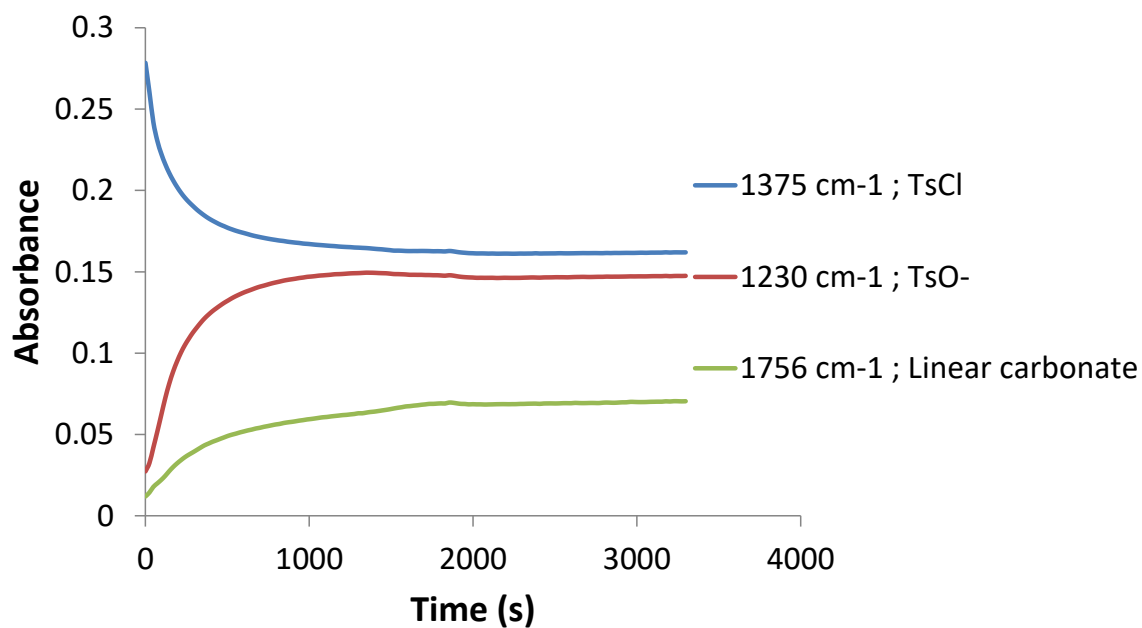
**Equation 2:** Conversion calculations for reactions involving ISM based on NMR peak attribution of Fig. 14.

### III) Results and discussion

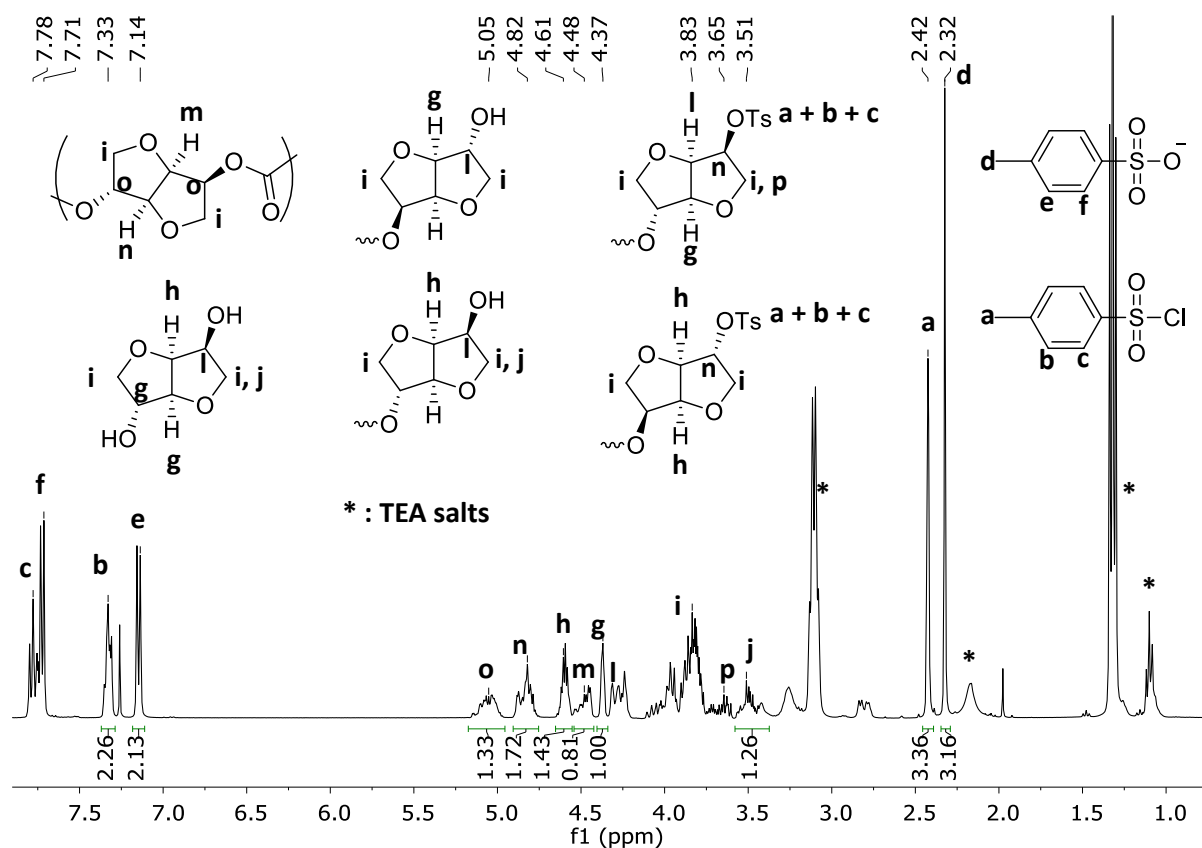
#### III-1) Preliminary investigations of ISB copolymerization with CO<sub>2</sub>

The copolymerization between ISB (1 eq) and CO<sub>2</sub> using TEA as a base (2 eq) and TsCl (1 eq) as co-reagent was first achieved with *in-situ* ATR-IR kinetic monitoring (Figure 2) in acetonitrile at 70 °C under a CO<sub>2</sub> pressure of 1.5 MPa. Similarly to the results presented in chapter 2, absorption bands at 1230 cm<sup>-1</sup>; 1375 cm<sup>-1</sup> and 1756 cm<sup>-1</sup> attributed to stretching modes of TsO<sup>-</sup>; TsCl and the linear carbonate species respectively, were monitored over the reaction time. Concomitant decrease of TsCl species with increase of TsO<sup>-</sup>, accompanied with slower increase of a linear carbonate were observed, indicating that a first coupling of ISB molecules via CO<sub>2</sub> carbonation occurs. The reaction quickly reaches equilibrium (1 h) with an absorption band value of TsCl going down to 42 % of the initial value, and rather low absorption of the linear carbonate band, so that low conversion is expected. The recovered reaction media is a mixture of undissolved salts and a liquid fraction. <sup>1</sup>H NMR characterization of the crude liquid product obtained after solvent evaporation is presented in Figure 3. In accordance with ATR-IR observations, carbonate linkages between ISB units could be detected with proton signal at 5.05 ppm (peak **o**) attributed to protons located on carbons in α-position of the carbonyl function. Both presences of TsCl (peaks **a**; **b**; **c**) and TsO<sup>-</sup> (peaks **d**; **e**; **f**) species were evidenced. In addition, remaining non-reacted ISB alcohols species, either the diol itself or ISB moiety “chain-end” where only one alcohol function reacted to form a carbonate linkage (peaks **g**; **h**; **i**; **j**; **l**) were observed. Moreover, tosylated alcohols generated by side-reaction between ISB and TsCl (peaks **a**; **b**; **c**; **h**; **n**; **p**) were identified. Analysis of the salts revealed the presence of protonated TEA in large quantities. Alcohol functions conversion into carbonate linkages or tosylated alcohols and their respective selectivity was calculated according to Equation 1 (see section II-2). In this case, 43 % conversion was achieved, with carbonate linkage selectivity of 77 % and 23 % for tosylated alcohols. GPC analysis, dedicated to low molar mass compounds, of the crude liquid fraction exhibited two distinct peaks attributed to monomer (ISB) and dimer, i.e two ISB units linked with carbonate function (Figure 4, red curve). The presence of trimers and tetramers is suggested by the rather large shape of the dimer peak. Attempts to precipitate the oligomers in methanol failed, in accordance with low molecular weights detected in GPC. The crude mixture was thus purified by dissolution in CH<sub>2</sub>Cl<sub>2</sub> followed by liquid-liquid extraction using large volumes of water (3 times). The organic fraction was then dried and subjected to GPC analysis where monomers were efficiently removed (Figure 4, blue curve). Further 2D NMR characterization to confirm peak attributions in Figure 3 was performed (<sup>1</sup>H NMR spectrum of the purified product is shown in Fig. 5). To better investigate the reactivity of ISB toward tosylation of the alcohol moieties, a control experiment in the same conditions but without the addition of CO<sub>2</sub> was carried out (see Fig. 6 for <sup>1</sup>H NMR spectrum). After 20 h of reaction, no carbonate linkages could be observed as expected, but a conversion of alcohols of 41 % into tosylated alcohols was observed in the crude mixture. As a reminder, a

stoichiometric amount of TsCl and ISB was used, so that 50 % of alcohol conversion could be observed if the tosylation reaction goes to completion.

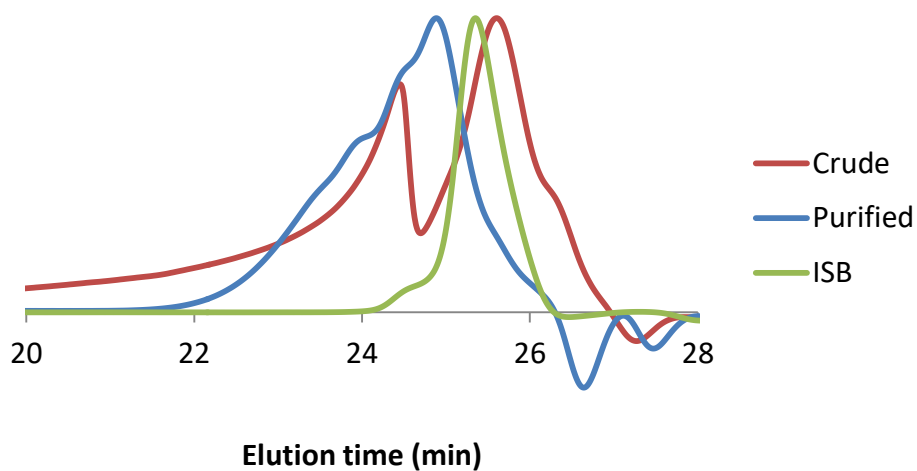


**Figure 2:** *In-situ* ATR-IR kinetic monitoring in standard conditions : ISB (1eq) ; TEA (2eq) ; TsCl (1eq) ; 70 °C ; 1.5 MPa ; acetonitrile ([ISB] = 1.2 mol/L).

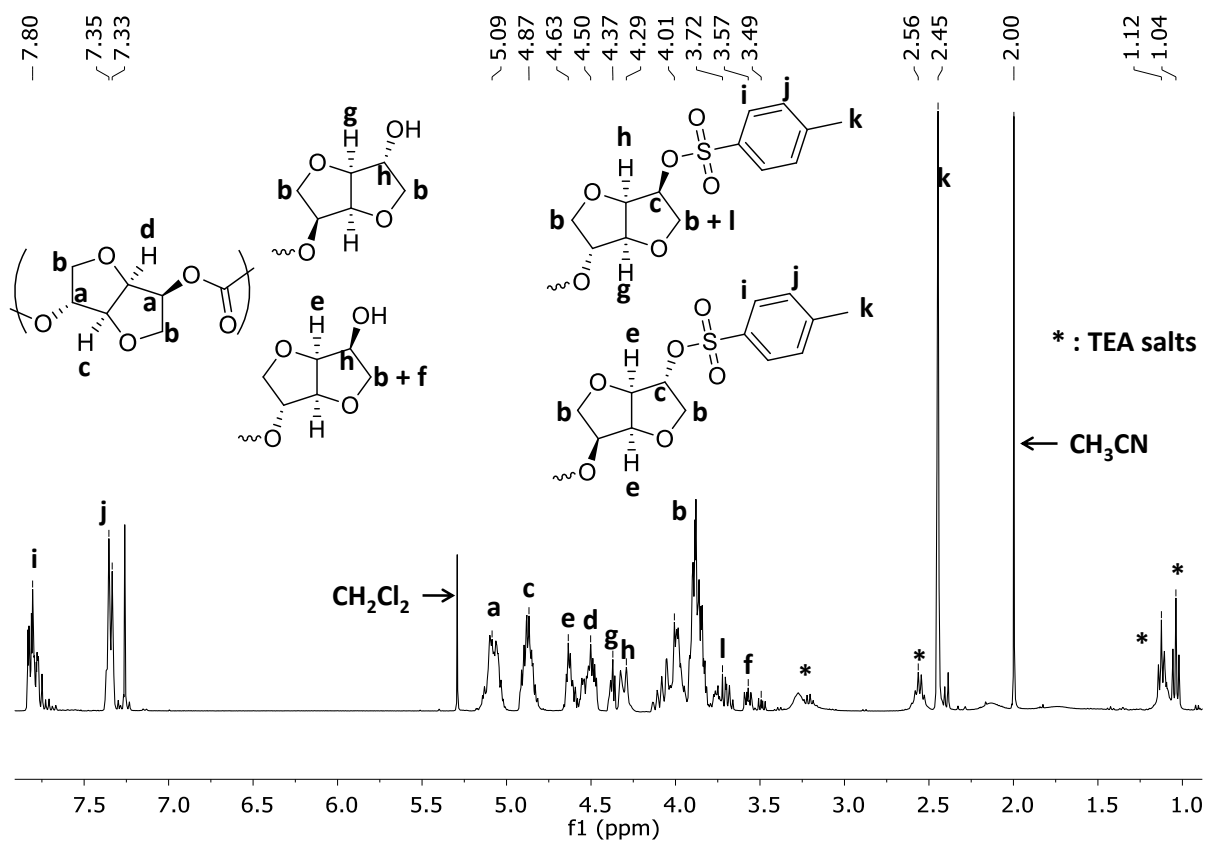


**Figure 3:** <sup>1</sup>H NMR spectrum of the crude liquid fraction recovered after reaction. Conditions : ISB (1eq) ; TEA (2eq) ; TsCl (1eq) ; 70 °C ; 1.5 MPa ; acetonitrile ([ISB] = 1.2 mol/L).

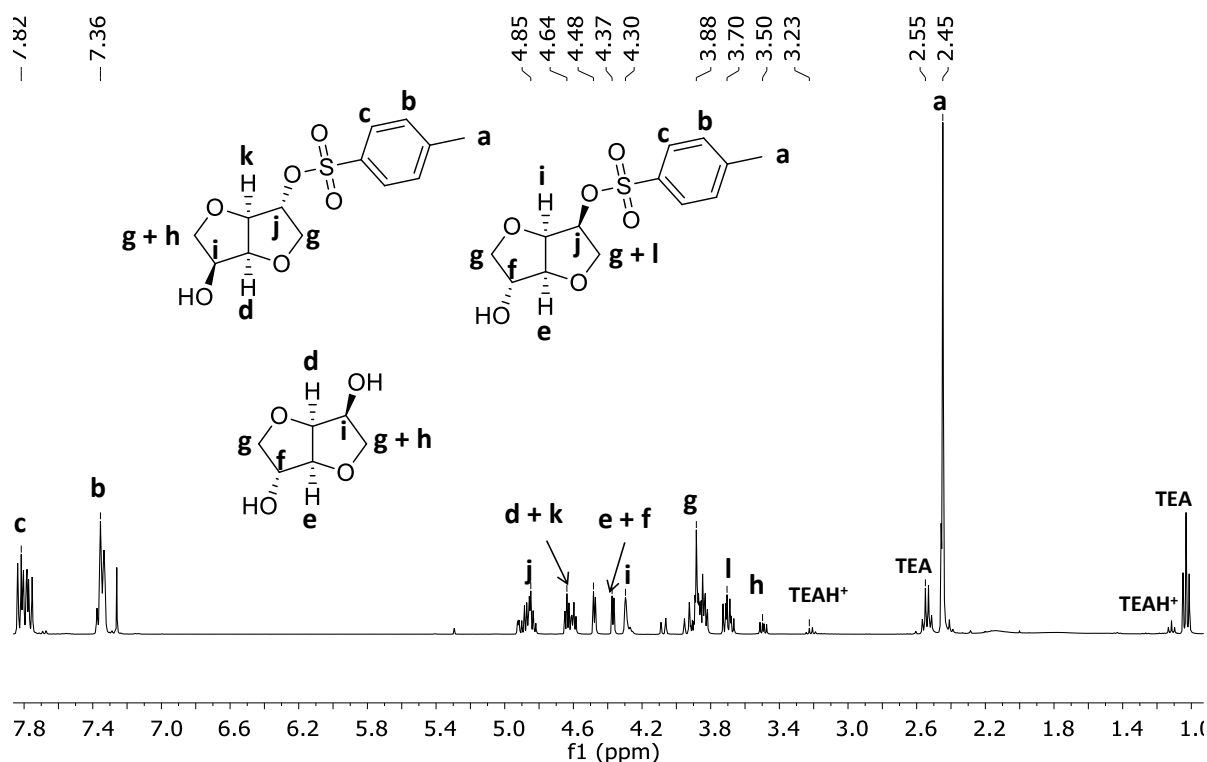




**Figure 4:** GPC chromatograms of crude liquid fraction, purified dimer and ISB.



**Figure 5:**  $^1\text{H}$  NMR spectrum of the purified product obtained after liquid-liquid extraction to remove organic salts. Conditions : ISB (1eq) ; TEA (2eq) ; TsCl (1eq) ; 70 °C ; 1.5 MPa ; acetonitrile ([ISB] = 1.2 mol/L).



**Figure 6:**  $^1\text{H}$  NMR spectrum of the purified control experiment without the presence of  $\text{CO}_2$ . No carbonate linkages were detected, but tosylation of the alcohol moieties occurred. ISB (1eq) ; TEA (2eq) ; TsCl (1eq) ;  $70^\circ\text{C}$  ; no  $\text{CO}_2$  ; acetonitrile ([ISB] = 1.2 mol/L).

### III-2) Experimental conditions screening

In order to increase ISB conversion and to improve the molar mass of the oligomers, several experimental conditions were tested (Table 1). Temperature, pressure and concentration effects on the direct copolymerization of ISB and  $\text{CO}_2$  were evaluated in comparison with the first experimental result obtained with standard conditions (Table 1, entry 1).

At a fixed pressure of 1.5 MPa, changes in ISB concentrations from 1.2 mol/L to 0.9 mol/L had little effect on the ISB conversion and selectivity (Table 1, entries 1-2). One would expect better conversion and selectivity toward carbonation and further transcarbonation when heating the system, as  $\text{CO}_2$  solubility in the reaction media would be increased and disparities between “endo” and “exo” alcohols minimized. Increasing the temperature to  $100^\circ\text{C}$  led to endo/exo ratio close to 1 but with lower ISB conversion (Table 1, entry 3). When  $T = 120^\circ\text{C}$  was applied, the selectivity toward formation of the carbonate linkages was significantly decreased to 45 % (Table 1, entry 4) which is detrimental for the desired chain extension. Surprisingly, the alcohol conversion remained low (up to 49 %) and preferentially reacted with TsCl at higher temperature. For all temperatures, no increase in the molar masses were observed, and only dimers were likely formed (see Fig. 7 for GPC chromatograms).

**Table 1:** Temperature, concentration, pressure, catalyst and solvent effect on the ISB and CO<sub>2</sub> direct copolymerization. Reaction conditions: ISB (1 eq) ; TEA (2 eq); TsCl (1 eq) ; 20 h.

Entry	P <sub>CO<sub>2</sub></sub> (MPa)	T (°C)	[ISB] mol/L	Alcohol conv (%) <sup>a</sup>	Carbonate linkage selectivity (%) <sup>a</sup>	Tosylated alcohols selectivity (%) <sup>a</sup>	endo/exo ratio <sup>a</sup>	M <sub>n</sub> (g/mol)	Peaks in GPC (g/mol) <sup>b</sup>
1	1.5	70	1.2	43	77	23	0.59	830	500 ; 1100
2	1.5	70	0.9	45	76	24	0.43	/	450 ; 800
3	1.5	100	0.9	38	77	23	0.98	/	320 ; 492 ; 703
4	1.5	120	0.9	49	45	55	0.84	/	480 ; 696
5	0.1	70	1.2	32	26	74	1.21	529	365 ; 677 ; 963
6 <sup>c</sup>	1.5	70	1.2	34	100	0	0.30	554	320 ; 687 ; 954
7 <sup>d</sup>	1.5	70	1.2	26	90	10	0.35	619	351 ; 687 ; 954
8 <sup>e</sup>	1.5	70	1.2	31	100	0	0.44	541	332 ; 692 ; 945
9 <sup>f</sup>	1.5	70	1.2	34	100	0	0.21	658	354 ; 701 ; 964

Experimental conditions: ISB (1eq) ; TsCl (1eq) ; Base (2eq) ; Catalyst (0.1eq) in CH<sub>3</sub>CN.

<sup>a</sup>Calculated from eq. 1

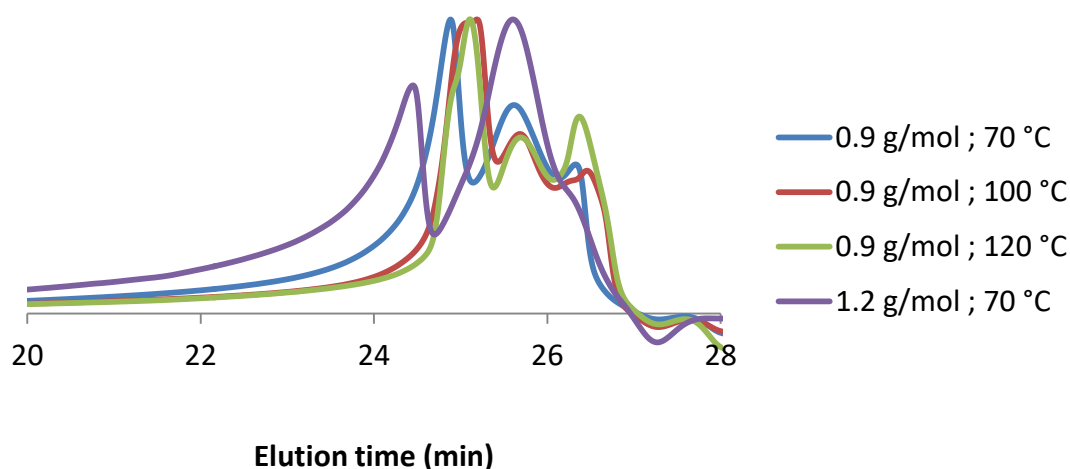
<sup>b</sup>Peak mass reported after GPC-LM analysis of the liquid fraction

<sup>c</sup>TBD was used as a catalyst (0.1 eq)

<sup>d</sup>TBA/PhO<sup>-</sup> was used as a catalyst (0.1 eq)

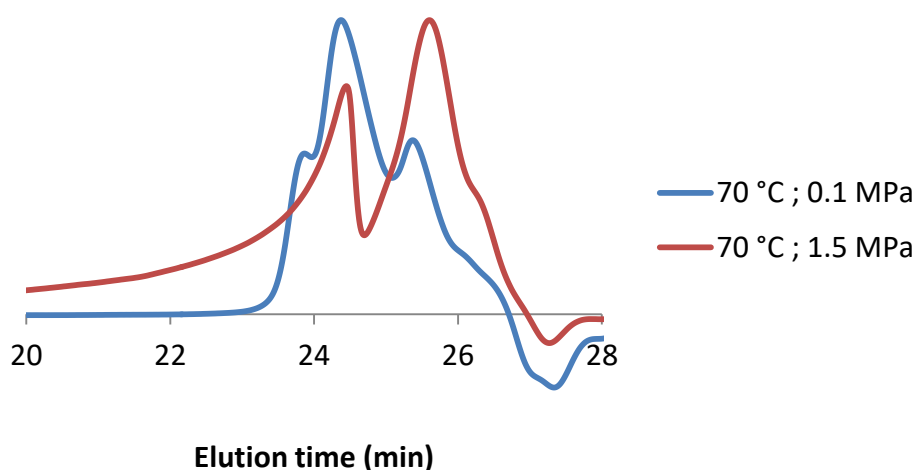
<sup>e</sup>LiCl was used as a catalyst (0.1 eq)

<sup>f</sup>DMF was used as the solvent



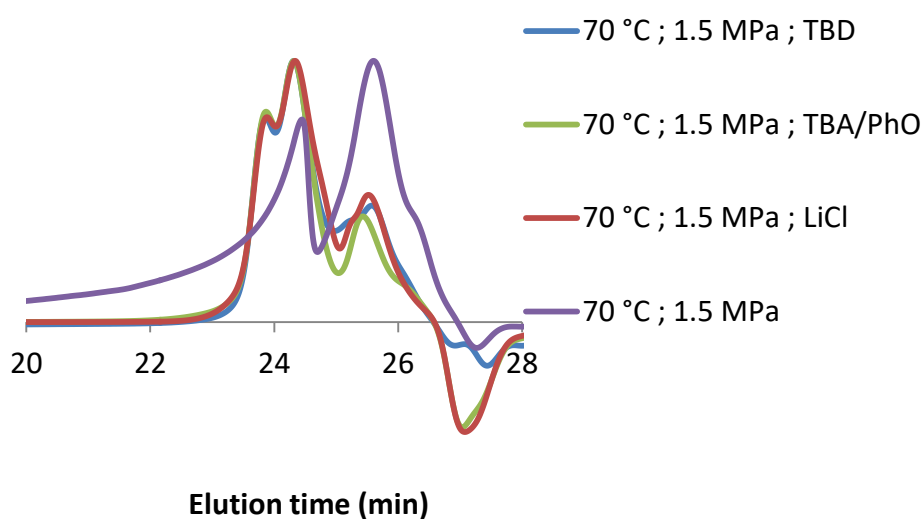
**Figure 7:** GPC chromatograms with different temperatures and concentrations (Table 1, entries 1-4).

As expected, decreasing the CO<sub>2</sub> pressure to 0.1 MPa led to a great increase of tosylated alcohols selectivity with rather low alcohol functions conversion (32 %, Table 1, entry 5). Still, dimers could be formed as displayed by the GPC chromatogram presented in Figure 8. Interestingly, a shoulder toward higher molar masses suggests the presence of trimers in small quantities.



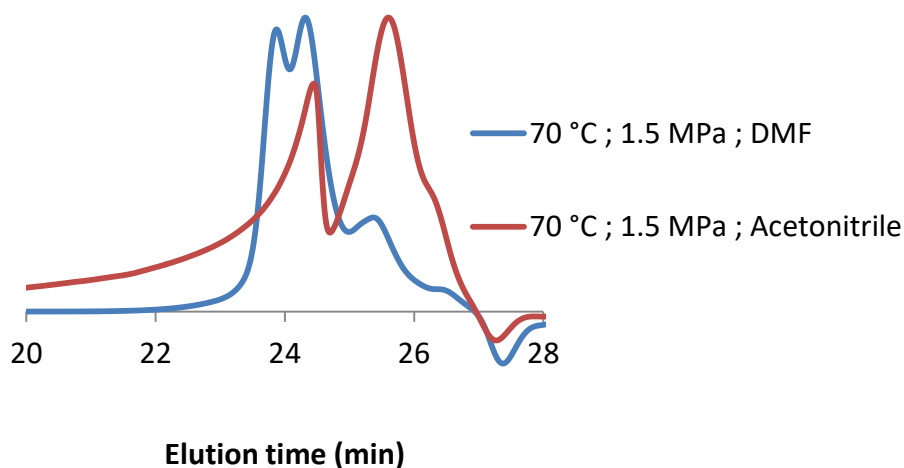
**Figure 8:** GPC chromatograms with different pressures (Table 1, entries 1 and 5)

To prevent the tosylation of alcohols as a side reaction that considerably limit the formation of oligocarbonates, catalysts, namely TBD, TBA/PhO<sup>-</sup> and LiCl, were added to the system to activate alcohol functions and favorize transcarbonation reactions once CO<sub>2</sub> has been fixed onto ISB with TEA as the base. Interestingly, carbonate linkages were exclusively formed using TBD and LiCl, and only 10 % selectivity toward alcohol tosylation was observed using TBA/PhO<sup>-</sup> (Table 1, entries 6-8). However, unexpected low conversion of alcohol functions was reported, correlated with low molar masses afforded (mainly dimers and trimers, see Fig. 9 for GPC chromatograms). These results highlight the activity of such catalysts to promote transcarbonation of ISB carbonates with ISB monomers, even though the main limitation remains in low ISB alcohols conversion.



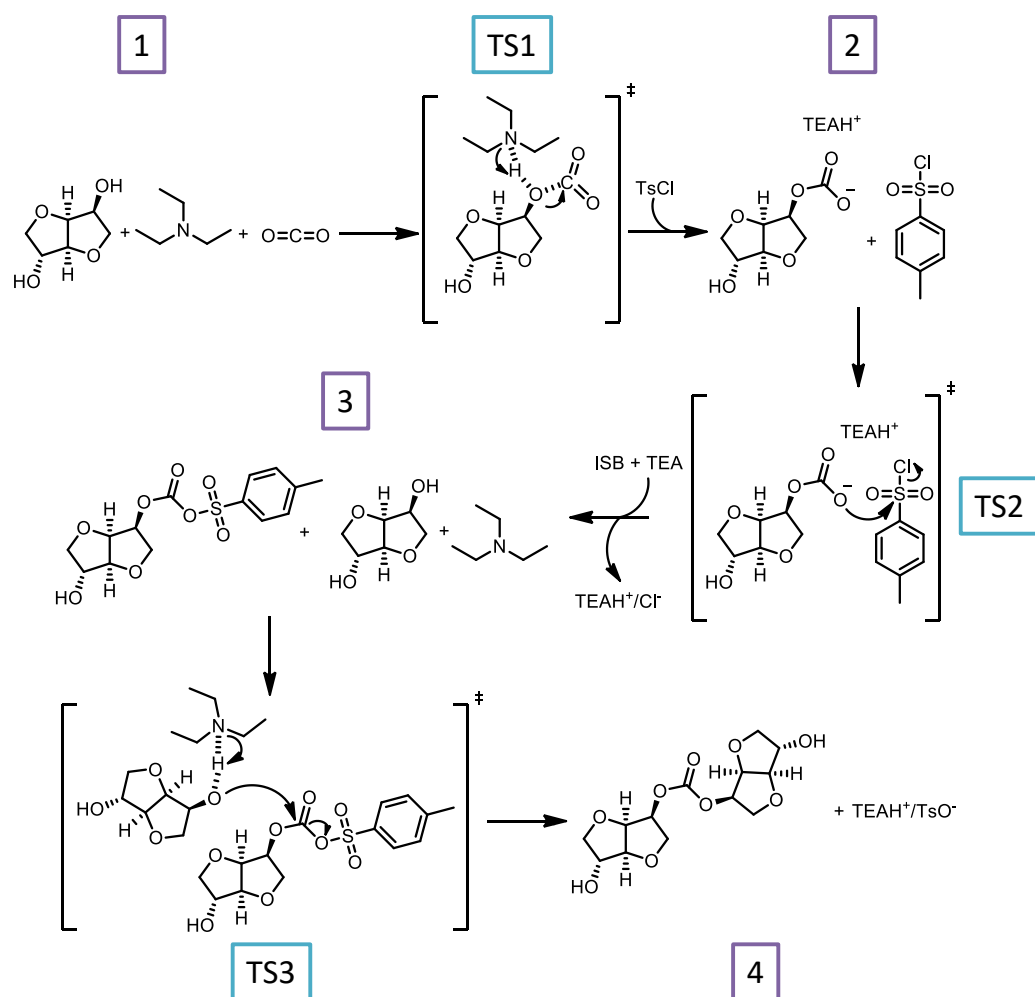
**Figure 9:** GPC chromatograms with different catalysts (Table 1, entries 1 & 6-8).

Changing the solvent to DMF (Table 1, entry 9) also proved its efficiency to eliminate the formation of tosylated alcohols without the need of additional catalysts. Still, low alcohol conversion of 34 % was obtained. GPC chromatogram (Fig. 10) indicates that trimers and dimers were formed in similar quantities, indicating the role of the solvent for such transcarbonation reactions.

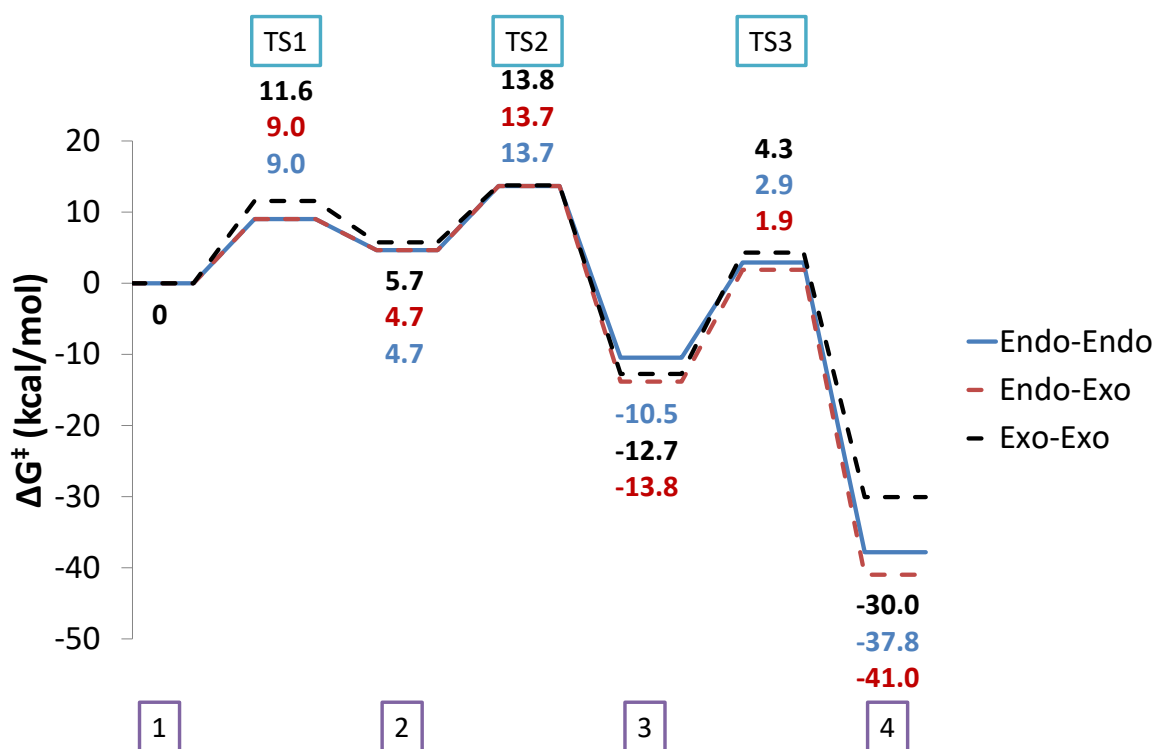


**Figure 10:** GPC chromatogram with different solvents (Table 1, entries 1 and 9).

For all reported cases where carbonate linkages were preferentially formed over tosylation of alcohols, endo/exo ratio values were lower than 1 (down to 0.21 when DMF was used as the solvent, Table 1 entry 9), indicating greater reactivity of the “endo” alcohol. To confirm these experimental observations, molecular modelling was performed via DFT calculations conducted at the M062X/6-311g(d,p) level. Comparison of reactivities between “endo” alcohol and “exo” alcohol were conducted as follow: a first carbonation using TEA/TsCl as the dual activating system was separately modelled on “endo” and “exo” alcohol, followed by tosylation of the hemicarboxylate anion formed, in a similar fashion as reported in chapter 2. Then, transcarbonations by an other ISB molecule were carried out in order to obtain each possible cases, e.g “endo-endo” ; “endo-exo” and “exo-exo” carbonate linkages. Scheme 2 presents all the different calculated steps with intermediates and isolated transition states (TS) in the case of an “endo-endo” carbonate linkage formation. Regarding the energetic diagram, presented in Figure 11, the “exo” alcohol displays higher activation barrier for the carbonation step (step 1 ; TS1) than the “endo” alcohol (11.6 kcal/mol vs 9.0 kcal/mol). In addition, for the transcarbonation step (step 3 ; TS3), introducing an “exo” linkage would increase the activation barrier. Indeed, formation of an “endo-endo” linkage shows a  $\Delta G_{TS3}^\ddagger = 13.4$  kcal/mol ; “endo-exo” a  $\Delta G_{TS3}^\ddagger = 15.7$  kcal/mol ; and “exo-exo” a  $\Delta G_{TS3}^\ddagger = 17.1$  kcal/mol. Thus, one can conclude that the “endo” alcohol would preferentially react for both the carbonation and the transcarbonation step of the reaction, which is consistent with the experimental observations (endo/exo ratio below 1).



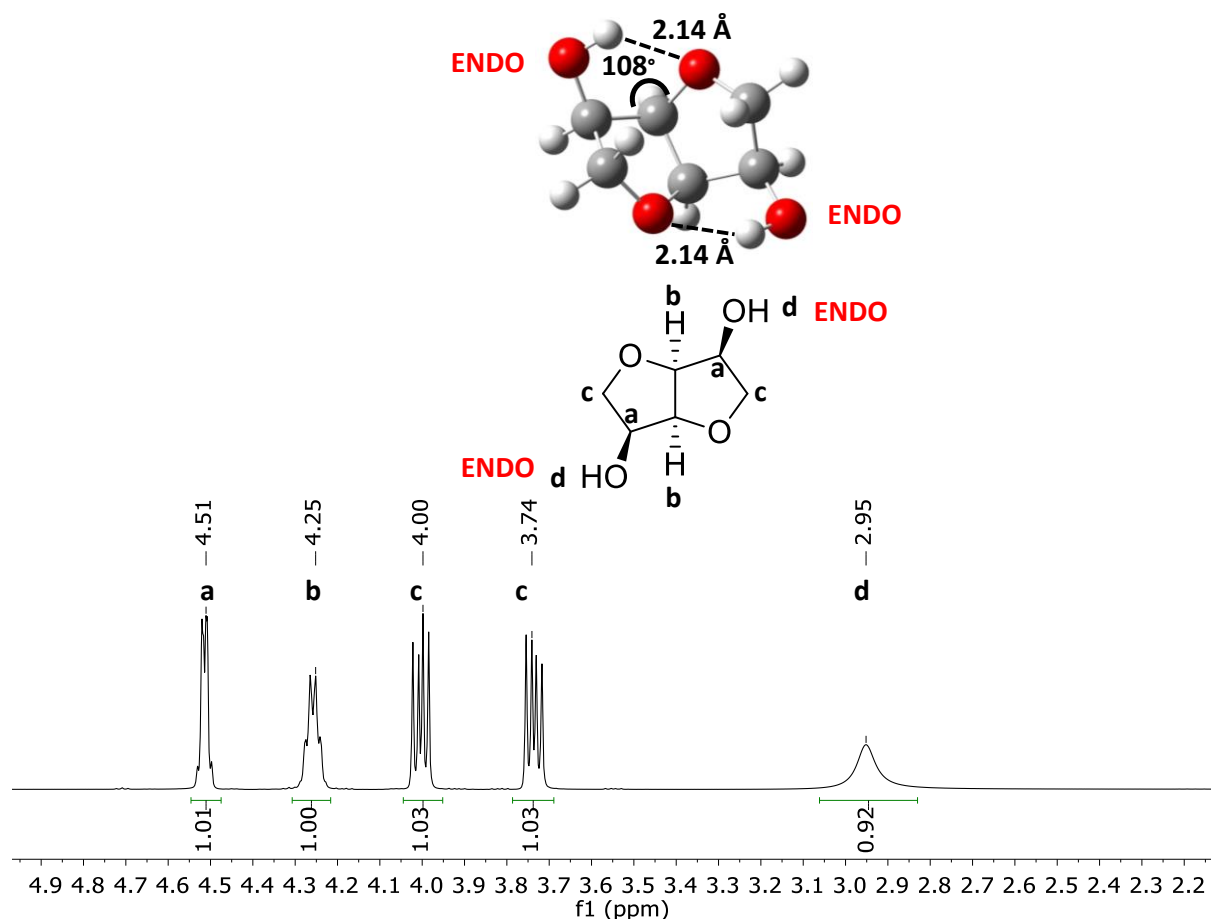
**Scheme 2:** Mechanism proposal for the formation of "endo-endo" carbonate linkage from ISB,  $\text{CO}_2$  and  $\text{TEA}/\text{TsCl}$ . Energetic diagram is presented in Fig. 11.



**Figure 11:** DFT computed pathway (M062X/6-311g(d,p)) comparison of “endo-endo”; “endo-exo” and “exo-exo” carbonate linkages formation. Purple numbers correspond to optimized reaction intermediates shown in Scheme 2 (Van Der Waals interaction were accounted). Transition states (TS) were optimized using the same molecular species as in the intermediates.

### III-3) Isomannide-based copolymerization with CO<sub>2</sub>

Isomannide (ISM) is a stereoisomer of isosorbide, also obtained from starch, which presents two equivalent “endo” alcohol moieties (see Fig. 12). As previous results indicates better reactivity for the “endo” alcohol, ISM was tested as a monomer for the direct copolymerization with CO<sub>2</sub> using TEA/TsCl as the dual activating system with similar experimental conditions as for ISB. Effect of the addition of a catalyst was evaluated. Results are presented in Table 2 and conversions and selectivities were calculated according to Equation 2 (see section II-2). Similarly, *in-situ* ATR-IR kinetic monitoring was performed for the standard conditions of 70 °C, 1.5 MPa CO<sub>2</sub> pressure in acetonitrile (Table 2, entry 1). Results are presented in Figure 13, and same conclusions could be drawn: the concomitant formation of TsO<sup>-</sup> species with consumption of TsCl, accompanied with the formation of linear carbonate species. <sup>1</sup>H NMR spectra of the crude product is presented in Figure 14, where peaks of ISM, oligomers, and tosylated ISM were identified. Compared to ISB, better alcohol conversion was obtained (66 %) but with preferential selectivity toward tosylation of the alcohols (68 % selectivity). This result highlights the higher reactivity of “endo” alcohols activated by the TEA/TsCl system but with poor control of the selectivity toward formation of carbonate linkages. Comparison of kinetic monitoring of the linear carbonate absorption band (1750 cm<sup>-1</sup>), presented in Figure 15, confirms the presence of more carbonate moieties in the case of ISB with higher absorbance value when the same experimental conditions were applied.



**Figure 12:** Molecular modelling and  $^1\text{H}$  NMR spectrum of ISM which alcohol functions are equivalent, both involving intramolecular H-bonding.

**Table 2:** Catalyst effect on the ISM and  $\text{CO}_2$  direct copolymerization. Reaction conditions: ISM (1 eq); TEA (2 eq); TsCl (1 eq);  $70^\circ\text{C}$ ; 1.5 MPa; acetonitrile ( $[\text{ISM}] = 1.2 \text{ mol/L}$ ); 20 h.

Entry	Alcohol conv (%) <sup>a</sup>	Carbonate linkage selectivity (%) <sup>a</sup>	Tosylated alcohols selectivity (%) <sup>a</sup>	$M_n$ (g/mol)	Peaks in GPC (g/mol) <sup>b</sup>
1	66	32	68	590	296 ; 683 ; 954
2 <sup>c</sup>	65	56	44	533	315 ; 698 ; 945
3 <sup>d</sup>	40	76	24	520	327 ; 693 ; 945
4 <sup>e</sup>	40	45	55	524	335 ; 695 ; 948

Experimental conditions: ISB (1eq); TsCl (1eq); Base (2eq); Catalyst (0.1eq) in  $\text{CH}_3\text{CN}$ .

<sup>a</sup>Calculated from eq. 2

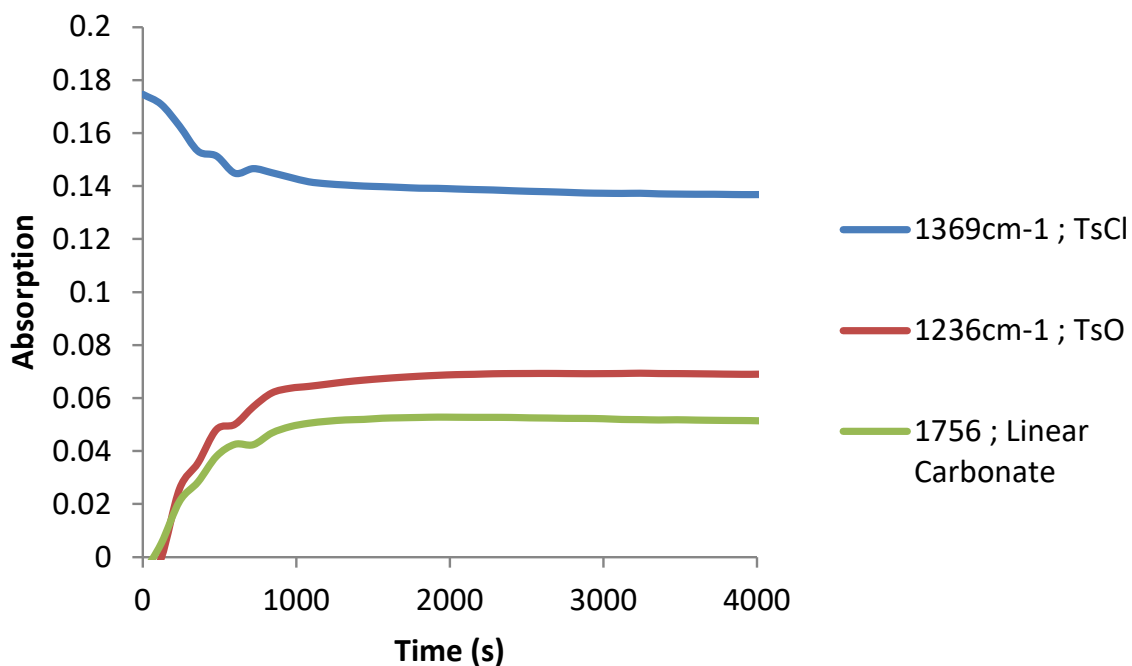
<sup>b</sup>Peak mass reported after GPC-LM analysis of the liquid fraction

<sup>c</sup>TBD was used as a catalyst (0.1 eq)

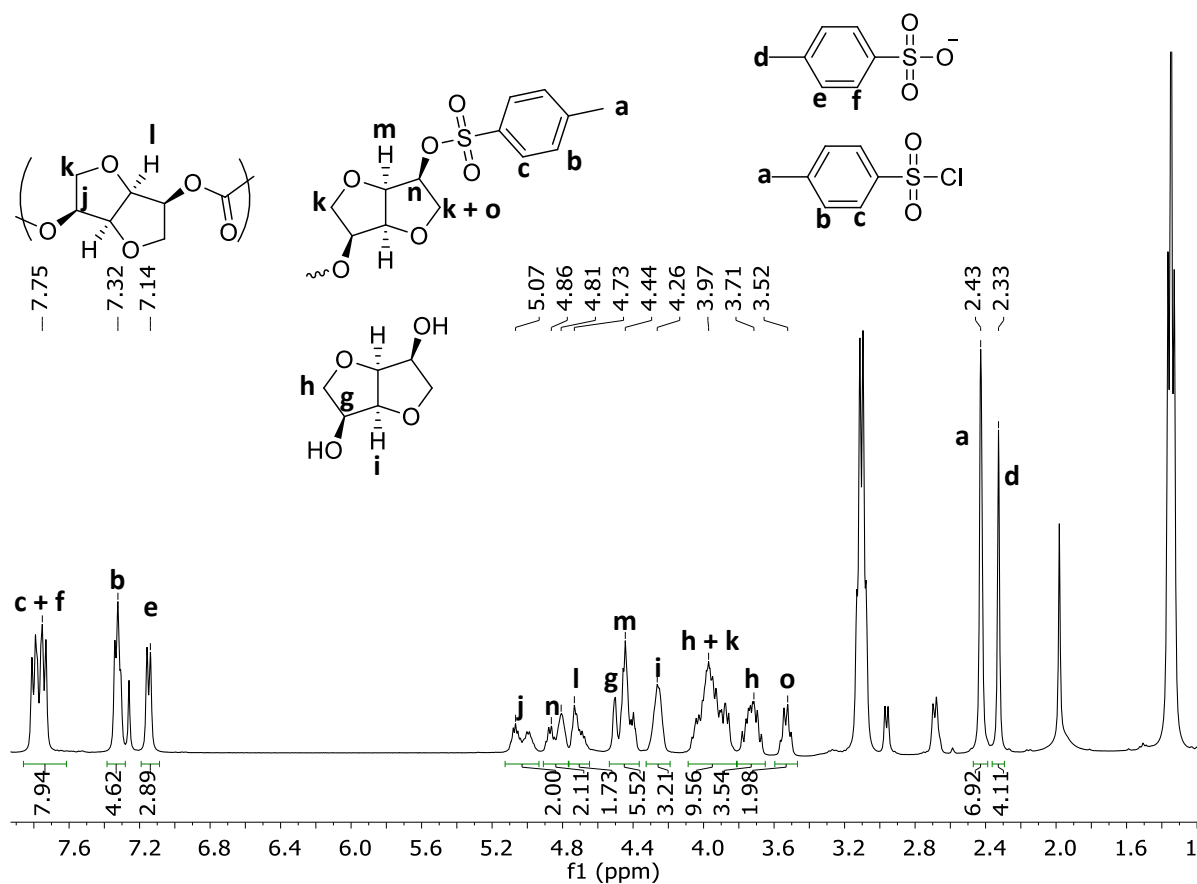
<sup>d</sup>TBA/ $\text{PhO}^-$  was used as a catalyst (0.1 eq)

<sup>e</sup>LiCl was used as a catalyst (0.1 eq)

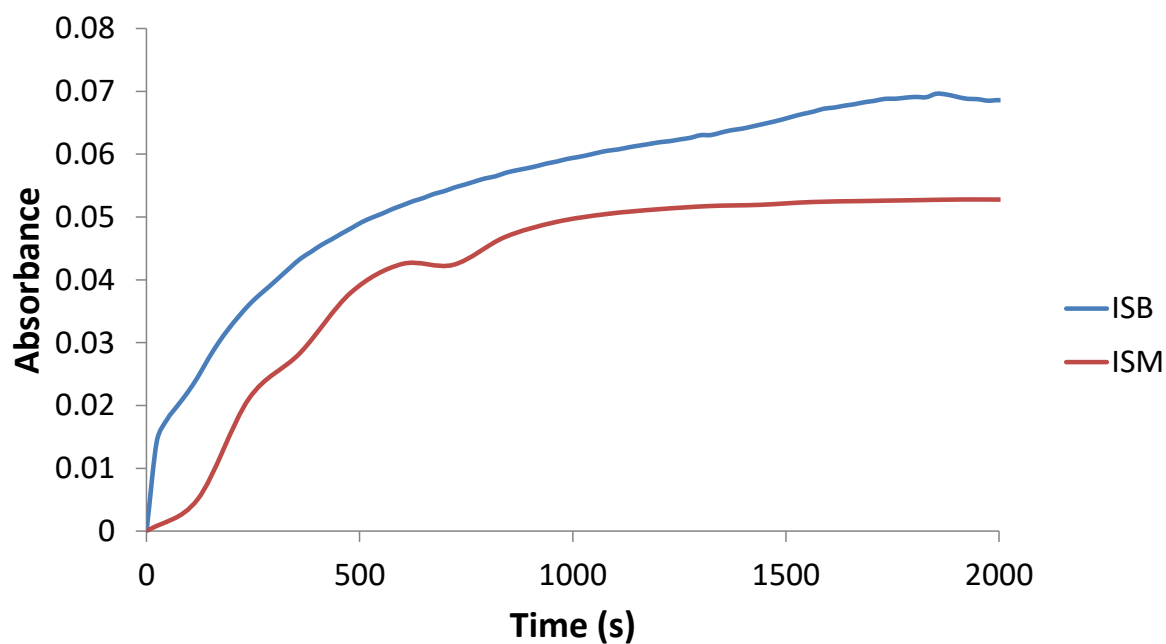




**Figure 13:** *In-situ* ATR-IR kinetic monitoring in standard conditions : ISM (1eq) ; TEA (2eq) ; TsCl (1eq) ; 70 °C ; 1.5 MPa ; acetonitrile ([ISM] = 1.2 mol/L).

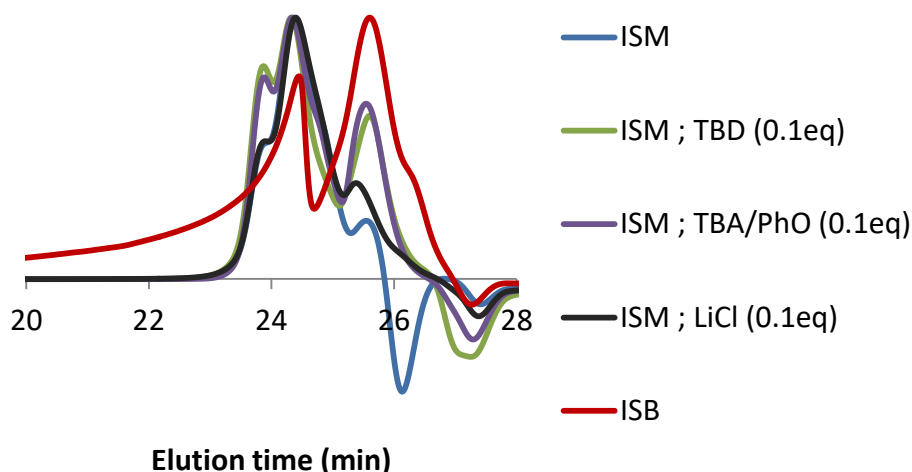


**Figure 14:** <sup>1</sup>H NMR spectrum of the crude liquid fraction recovered after reaction. Conditions : ISM (1eq) ; TEA (2eq) ; TsCl (1eq) ; 70 °C ; 1.5 MPa ; acetonitrile ([ISM] = 1.2 mol/L).



**Figure 15:** Comparison of *in-situ* ATR-IR kinetic monitoring of linear carbonate absorption band ( $1750\text{ cm}^{-1}$ ) in standard conditions : diol (1eq) ; TEA (2eq) ; TsCl (1eq) ;  $70\text{ }^{\circ}\text{C}$  ;  $1.5\text{ MPa}$  ; acetonitrile ( $[\text{diol}] = 1.2\text{ mol/L}$ ).

To overcome this limitation, catalysts were added to drive the selectivity toward carbonate linkages and transcarbonation. TBD could increase this selectivity up to 56 % without detrimental effect on the alcohol conversion (Table 2 entry 2). TBA/ $\text{PhO}^-$  afforded even better selectivity of 76 % but with lower alcohol conversion of 40 % (Table 2, entry 3). Regarding LiCl, mitigated result was obtained with moderate alcohol conversion and selectivity toward carbonate linkages (Table 2, entry 4). GPC chromatograms presented in Figure 16 confirm the presence of dimers in large quantities for all reactions, with appearance of trimers in higher amounts for TBD and TBA/ $\text{PhO}^-$ , in accordance with selectivities and conversions observed with such catalysts. Still, no great increase of the molar masses was obtained as it was expected by switching from ISB to ISM.



**Figure 16:** GPC chromatograms of direct copolymerization between ISM and CO<sub>2</sub> with TEA/TsCl dual activating system and different catalysts in standard conditions (70 °C ; 1.5 MPa CO<sub>2</sub> ; acetonitrile ; 20 h, see Table 2)

#### IV) Conclusion

To conclude, organic dual activating system TEA/TsCl doesn't seem to be suitable for the direct copolymerization of CO<sub>2</sub> with dianhydrohexitols (i.e ISB and ISM) as efforts to obtain polycarbonates resulted mostly in the formation of dimers and trimers for the different experimental conditions screened. A careful investigation on the reactivity disparities for the "endo" and "exo" alcohol moieties and their selectivity toward formation of carbonate linkages or tosylation of the alcohols was carried out to better understand the system limitations. The addition of catalysts could drive the carbonation and transcuration of alcohols, but estimated conversions remained unsatisfying for such copolymerization processes. Moreover, presence of side reactions due to the use of TsCl in large amounts would perturbate the stoichiometry between alcohol and carbonate functions which have a detrimental effect on the chain extension. In addition, the use of excess of base (2 equivalents) and stoichiometric amounts of TsCl that are not recovered at the end of the reaction generates sustainability concerns that are not compensated with promising results for the challenging direct copolymerization of diols and CO<sub>2</sub>. Even though formation of polycarbonates via this copolymerization strategy reported in the literature relies on the use of heavy systems (excess of bases, co-reagents, dehydrative agents...) as described in chapter 2 (Section III-1)), no further experiments were conducted in this regard. A different and innovative approach for the formation of CO<sub>2</sub>- and bio-based polycarbonates is proposed in chapter 4.

## REFERENCES

- [1] P. Stoss, R. Hemmer, 1,4:3,6-Dianhydrohexitols, *Adv Carbohydr Chem Biochem.* 49 (1991) 93-173.
- [2] F. Fenouillot, A. Rousseau, G. Colomines, R. Saint-Loup, J.P. Pascault, Polymers from renewable 1,4:3,6-dianhydrohexitols (isosorbide, isomannide and isoidide): A review, *Prog. Polym. Sci.* 35(5) (2010) 578-622.
- [3] M. Zhang, W. Lai, L. Su, Y. Lin, G. Wu, A synthetic strategy toward isosorbide polycarbonate with a high molecular weight: the effect of intermolecular hydrogen bonding between isosorbide and metal chlorides, *Polym. Chem.* (2019).
- [4] Z. Yang, L. Liu, H. An, C. Li, Z. Zhang, W. Fang, F. Xu, S. Zhang, Cost-Effective Synthesis of High Molecular Weight Biobased Polycarbonate via Melt Polymerization of Isosorbide and Dimethyl Carbonate, *ACS Sustainable Chem. Eng.* (2020).
- [5] Q. Li, W. Zhu, C. Li, G. Guan, D. Zhang, Y. Xiao, L. Zheng, A non-phosgene process to homopolycarbonate and copolycarbonates of isosorbide using dimethyl carbonate: Synthesis, characterization, and properties, *J. Polym. Sci., Part A: Polym. Chem.* 51(6) (2013) 1387-1397.
- [6] Y.S. Eo, H.-W. Rhee, S. Shin, Catalyst screening for the melt polymerization of isosorbide-based polycarbonate, *Journal of Industrial and Engineering Chemistry* 37 (2016) 42-46.
- [7] Z. Yang, X. Li, F. Xu, W. Wang, Y. Shi, Z. Zhang, W. Fang, L. Liu, S. Zhang, Synthesis of bio-based polycarbonate via one-step melt polycondensation of isosorbide and dimethyl carbonate by dual site-functionalized ionic liquid catalysts, *Green Chem.* (2021).
- [8] W. Qian, X. Ma, L. Liu, L. Deng, Q. Su, R. Bai, Z. Zhang, H. Gou, L. Dong, W. Cheng, F. Xu, Efficient synthesis of bio-derived polycarbonates from dimethyl carbonate and isosorbide: regulating exo-OH and endo-OH reactivity by ionic liquids, *Green Chem.* 22(16) (2020) 5357-5368.
- [9] C. Li, Z. Zhang, Z. Yang, W. Fang, H. An, T. Li, F. Xu, Synthesis of bio-based poly(oligoethylene glycols-co-isosorbide carbonate)s with high molecular weight and enhanced mechanical properties via ionic liquid catalyst, *React. Funct. Polym.* 155 (2020) 104689.
- [10] W. Qian, X. Tan, Q. Su, W. Cheng, F. Xu, L. Dong, S. Zhang, Transesterification of Isosorbide with Dimethyl Carbonate Catalyzed by Task-Specific Ionic Liquids, *ChemSuschem* 12(6) (2019) 1169-1178.
- [11] W. Qian, L. Liu, Z. Zhang, Q. Su, W. Zhao, W. Cheng, D. Li, Z. Yang, R. Bai, F. Xu, Y. Zhang, S. Zhang, Synthesis of Bioderived Polycarbonates with Molecular Weight Adjustability Catalyzed by Phenolic-derived Ionic Liquids, *Green Chem.* (2020).
- [12] W. Sun, F. Xu, W. Cheng, J. Sun, G. Ning, S. Zhang, Synthesis of isosorbide-based polycarbonates via melt polycondensation catalyzed by quaternary ammonium ionic liquids, *Chinese Journal of Catalysis* 38(5) (2017) 908-917.
- [13] C. Ma, F. Xu, W. Cheng, X. Tan, Q. Su, S. Zhang, Tailoring Molecular Weight of Bioderived Polycarbonates via Bifunctional Ionic Liquids Catalysts under Metal-Free Conditions, *ACS Sustainable Chem. Eng.* 6(2) (2018) 2684-2693.
- [14] Z. Zhang, F. Xu, H. He, W. Ding, W. Fang, W. Sun, Z. Li, S. Zhang, Synthesis of high-molecular weight isosorbide-based polycarbonates through efficient activation of endo-hydroxyl groups by an ionic liquid, *Green Chem.* (2019).
- [15] W. Fang, Z. Zhang, Z. Yang, Y. Zhang, F. Xu, C. Li, H. An, T. Song, Y. Luo, S. Zhang, One-pot synthesis of bio-based polycarbonates from dimethyl carbonate and isosorbide under metal-free condition, *Green Chem.* 22(14) (2020) 4550-4560.
- [16] X. Shen, S. Liu, Q. Wang, H. Zhang, G. Wang, Synthesis of Poly(isosorbide carbonate) via Melt Polycondensation Catalyzed by a KF/MgO Catalyst, *Chemical Research in Chinese Universities* (2019).
- [17] X.-L. Shen, Z.-Q. Wang, Q.-Y. Wang, S.-Y. Liu, G.-Y. Wang, Synthesis of Poly(isosorbide carbonate) via Melt Polycondensation Catalyzed by Ca/SBA-15 Solid Base, *Chin. J. Polym. Sci.* 36(9) (2018) 1027-1035.
- [18] M. Zhang, W. Lai, L. Su, G. Wu, Effect of Catalyst on the Molecular Structure and Thermal Properties of Isosorbide Polycarbonates, *Ind. Eng. Chem. Res.* 57(14) (2018) 4824-4831.

## Chapter IV:

Introducing new CO<sub>2</sub> and bio-based carbonate monomers for the melt polycondensation with diols to produce polycarbonates

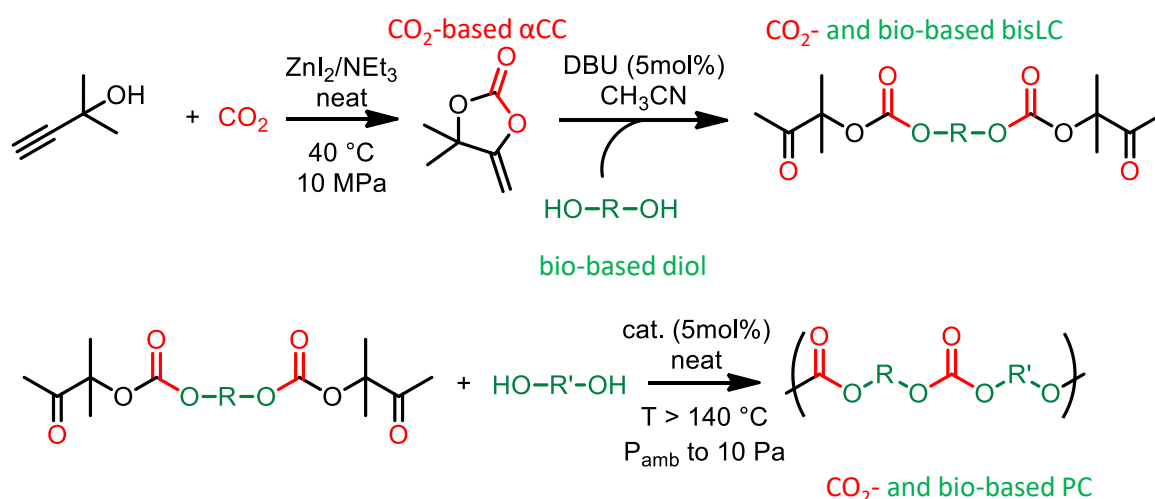
## Table of contents

I) Introduction .....	141
II) Material and methods.....	143
II-1) Material.....	143
II-2) Methods.....	143
II-2-a) Characterization techniques.....	143
II-2-b) Experimental protocols .....	145
III) Results and Discussion .....	146
III-1) Monomer synthesis .....	146
III-2) Polymer synthesis .....	151
III-2-a) Poly(butylene carbonate) synthesis .....	152
III-2-b) Poly(isosorbide carbonate) synthesis.....	166
III-2-c) Co-polycarbonate synthesis with isosorbide and bisLC monomers .....	178
IV) CONCLUSION :.....	182
REFERENCES .....	184
APPENDIX : CHARACTERIZATION OF BISLC MONOMERS.....	186

## I) Introduction

Polycarbonates (PC) are useful trademarked polymers finding many applications, from everyday/commodity use (organic glasses, helmet, packaging...) to added-value biomaterials (scaffolds for tissue engineering, hydrogels or drug delivery systems, ink for 3D printing). By tuning their molecular structure, one can dictate the final properties of the PC. For instance, high impact resistance, thermal stability and appealing optic properties are usually obtained with PC presenting aromatic structures, whereas biocompatibility, biodegradability and lower  $T_g$  are achieved with aliphatic repeating units[1,2]. To date, aromatic PC are usually produced by melt polycondensation[3], while ring-opening (co)polymerization (RO(CO)P) is generally preferred for aliphatic PC synthesis[4] (see Chapter 1 – section III)). However, both methods require the use of toxic reagents (phosgene, bisphenol-A, epoxides precursors ...) or organic solvents. In line with the sustainable vision of our modern society, synthesizing greener synthons for the production of more eco-friendly polycarbonates is an absolute priority. In this optic, the combination of CO<sub>2</sub>-based and bio-based synthons looks highly attractive. Among them, biorenewable alcohols with diversified chemical structures are candidates of choice as they are easily accessible from multiple natural sources[5]. Beside, CO<sub>2</sub> represents a promising substitute to phosgene and imposes itself as a valuable carbonylating agent in the (industrial) synthesis of two monomers entering in the fabrication of PCs by melt polycondensation, i.e. dimethyl- and diphenyl-carbonates (DMC and DPC), by the fixation of CO<sub>2</sub> onto methanol or phenol. So far, isosorbide-based PCs have been recently introduced as new materials in polymer sciences as they display thermo-mechanical properties and a transparency analogous to traditional aromatic PCs derived from bisphenol A[6]. Initially made by reactions with phosgene, new synthetic protocols employing DMC and DPC are now emerging for the fabrication of this next generation of sustainable PC via melt polycondensation. By smart choice of the catalyst, selective activation of the endo or exo alcohol moiety of isosorbide can be controlled to drive the formation of high molar masses polymers[7]. Nevertheless, these melt polycondensation approaches suffer from limitations. For instance, decarboxylative side alkylation reactions of the OH moieties (either from the monomer or the polymer chain ends) occur with DMC via attack onto the methyl site of DMC[8]. This terminates the chain by an unreactive function preventing the further chain-extension, limiting the PC molar masses. Additionally, despite methanol is highly volatile, the methanolate fragment in DMC is a poor leaving group which weakens the driving force thus making the equilibrium hard to displace in favour of the PC formation. One should also underline as a weakness, the volatility of DMC under vacuum, making challenging the adjustment of the stoichiometry of the reaction while any deviation of the stoichiometry stops the chains growth. Beside, DPC has also been considered as carbonylating agents, as phenolate is a much better leaving group than methanolate. However, its high boiling point induces harsh experimental conditions such as high temperature and vacuum to obtain high molar mass PCs[9].

Herein, we aim at introducing a new approach to fabricate PCs by step-growth polymerization using CO<sub>2</sub>- and bio-based building blocks with tunable structure. CO<sub>2</sub>-based α-alkylidene cyclic carbonates (αCC) are candidates of choice to replace DPC and DMC as their facile regioselective ring-opening by alcohols is a way to deliver acyclic oxo-carbonate species. Interestingly, these newly created molecules display a specific structure which, upon condensation with a second alcohol moiety would release a hydroxyketone such as 3-hydroxy-3-methyl-2-butanone that is expected to be a good leaving group (better than MeOH of DMC) as it is a tertiary alcohol with a rather low boiling point at 140 °C (lower than phenol of DPC). Reported examples for the synthesis of 5-membered cyclic carbonates from the coupling of αCC with vicinal diols demonstrated the reactivity and regioselective ring-opening of these αCC with hydroxyketone release[10-12]. Thus, by carefully choosing 1,x-diols with x > 3, one would expect to carbonate both alcohol functions rather than unfavored cycle formation, providing bifunctional linear oxo-carbonate suitable for chain extension by transcarbonation. Preliminary results on the direct coupling of diols (here 1,4-butanediol) with αCC, namely 4,4-Dimethyl-5-methylene-1,3-dioxolan-2-one (DMACC) in a one pot / two steps manner showed the difficulty to obtain oligomers/PCs. Mainly, finding the right catalytic system to promote both DMACC regioselective opening for carbonation of alcohols and later transcarbonation reactions for chain-extension without significant amount of side reactions appeared to be very challenging in neat conditions. Moreover, the low boiling point of DMACC was not suitable for melt-polycondensation experimental conditions, causing stoichiometric deviations for the chain-extension step. Thus, to alleviate the problem, we first synthesized new acyclic bis-oxo-carbonate monomers (bisLC) from bio-based diols and DMACC in a controlled manner, which were isolated and purified. In a second step, their melt polycondensation with diols was studied to design CO<sub>2</sub>- and bio-based PCs (see Scheme 1).



**Scheme 1:** Synthetic strategy for the fabrication of CO<sub>2</sub>- and bio-based PCs



## II) Material and methods

### II-1) Material

Isosorbide (ISB, 98 %, Sigma Aldrich), 1,4-Butanediol (99 %, Sigma Aldrich), 2-methyl-3-butyn-2-ol (98 %, Sigma Aldrich), Zinc Chloride ( $\text{ZnCl}_2$ , 98 %, Sigma Aldrich), Zinc Iodide ( $\text{ZnI}_2$ , 98 %, Sigma Aldrich), 1,5,7-Triazabicyclo[4.4.0]dec-5-ene (TBD, 98 %, Sigma Aldrich), Tin(II) 2-ethylhexanoate ( $\text{Sn}(\text{Oct})_2$ , 95 %, Sigma Aldrich), 4-Dimethylaminopyridine (DMAP, 99 %, Sigma Aldrich), tetrabutylammonium bromide (TBA/Br, 99 %, Sigma Aldrich), Isomannide (ISM, 95 %, Fluorochem), 1,8-Diazabicyclo[5.4.0]undec-7-ene (DBU, 99 %, Fluorochem), 1,4-benzenedimethanol (99 %, TCI), Triethylamine (TEA, 99 %, Alfa Aesar), Aluminium Chloride ( $\text{AlCl}_3$ , 99 %, Fluka), Lithium Chloride ( $\text{LiCl}$ , 99 %, Janssen) were all used as received and without further purification.

### II-2) Methods

#### II-2-a) Characterization techniques

##### *Nuclear magnetic resonance spectroscopy (NMR)*

$^1\text{H}$  and  $^{13}\text{C}$  NMR spectra were recorded at 298 K with a Bruker advance 400 spectrometer operating at 400 MHz, on the Fourier transform mode. All NMR spectra were phased and baseline-corrected. The samples were prepared by dissolving 15-20 mg of product in 0.7 mL of a deuterated solvent ( $\text{CDCl}_3$ ) and were calibrated with the 7.26 ppm residual signal of  $\text{CDCl}_3$ .

##### *Size-exclusion chromatography (SEC)*

Number-average molecular weight ( $M_n$ ) and dispersity (D) of the oligomers and polymers were determined by size exclusion chromatography (SEC) in dimethylformamide (DMF) containing LiBr (0.025 M) at 55 °C (flow rate, 1 mL/min) with a Agilent 1260 Infinity 2 chromatograph equipped with three columns (PSS gram 1000 Å (x2), 30 Å) and Agilent 1260 Infinity 2 RI, UV and ELS detectors.

##### *Attenuated Total Reflectance Infrared Spectroscopy (ATR-IR)*

ATR-IR spectra on liquid and solid samples were recorded using a iD5 diamond-ATR accessory coupled with a Nicolet iS5 (ThermoScientific) equipped with a mid-infrared EverGlo source, a KBr beamsplitter and a DTGS (Deuterated TriGlycine Sulphate) KBr detector. Single beam spectra recorded in the spectral range ( $500\text{-}4000\text{ cm}^{-1}$ ) with a  $4\text{ cm}^{-1}$  resolution were obtained after the Fourier transformation of 32 accumulated interferograms

### *Thermogravimetric Analysis (TGA)*

TGA analysis was performed on a TGA2 instrument from Mettler Toledo. Around 5 mg of sample was flushed with nitrogen (50 mL/min) for 10 min at 30 °C. The sample was then heated at 20 °C/min until 600 °C under a nitrogen atmosphere (50 mL/min). Degradation temperature was estimated after a degradation of the sample of 5 % of its original mass.

### *Differential Scanning Calorimetry (DSC)*

DSC analysis was performed on a DSC 250 from TA instruments using hermetic aluminium pans, indium standard for calibration and N<sub>2</sub> as the purge gas. Around 5 mg of sampled were cooled at -60 °C at 10 °C/min, followed by an isotherm at -60 °C for 2 min, then heated to 200 °C at 10 °C/min, followed by an isotherm at 200 °C for 2 min. These cycles were repeated twice. The last ramp of temperature (-60 °C to 200 °C) was used to determine the T<sub>g</sub>.

### *General procedure for the kinetic study of bisLC monomers synthesis*

The reactions were monitored *in-situ* by IR spectroscopy using a stainless-steel reactor (80 mL) coupled with a FT-MIR spectrometer from Bruker, equipped with an air-cooled globalbar source (12 V), a KBr beam splitter, a mechanical rocksolid interferometer, permanently aligned, a diamond ATR fiber probe IN350-T (Ø 6 mm), and a liquid nitrogen-cooled mercury cadmium telluride (MCT). Single beam spectra recorded in the spectral range (670–3500 cm<sup>-1</sup>) with a 4 cm<sup>-1</sup> resolution were obtained after the Fourier transformation of 32 accumulated interferograms until the end of the reaction time. The reactor is equipped with a heating mantle and a mechanical stirrer so that the reaction can be performed under controlled stirring and temperature.

### *Density Functional Theory (DFT) computational details*

Preliminary calculations of equilibrium structures were performed using a semi-empirical model (AM1-D3H4) to determine the most stable conformations. These semi-empirical calculations were performed using the AMPAC software. The CHAIN algorithm was used for locating intermediates and transition states along the reaction path. The lowest energy structures obtained at the AM1-D3H4 level were further investigated using the Density Functional Theory method (DFT) implemented in the Gaussian 16 package. DFT calculations of geometries, energies, and vibrational frequencies reported in this article were carried out with the M06-2X functional using the 6-311G(d,p) basis set. All frequencies of each structure have also been calculated to verify the presence of a single imaginary frequency for transition states and the absence of imaginary frequency for ground states. The intrinsic reaction coordinate (IRC) method has been used to verify that the obtained transition states were effectively connected to the desired minima. For all activating systems, a wide range of possible configurations and interactions have been modelled and the more stable of them

are reported in this work. To consider entropic effects, the energies mentioned in this study correspond to the Gibbs free energy ( $\Delta G$ ).

### *II-2-b) Experimental protocols*

#### *Synthesis of tetrabutylammonium phenolate*

In a 100ml round bottom flask equipped with a magnetic bar were introduced 1.2422 g (13.2 mmol) of phenol and 10 ml of methanol. The flask was placed into an ice bath, while stirring, 13.2 ml (13.2 mmol) of a solution of tetrabutylammonium hydroxide solution (1mol/L in methanol) ( $N(Bu)_4OH$ ) was added dropwise using a syringe. The mixture was led under stirring at room temperature for 48 h. Afterwards, MeOH was removed in vacuum before drying of the salt under vacuum at 50 °C for 24 h.

#### *Synthesis of 4,4-Dimethyl-5-methylene-1,3-dioxolan-2-one (DMACC)*

In a stainless-steel autoclave of 250 mL were loaded 20g of  $ZnI_2$ , 72 mL of TEA and 50 mL of 2-methyl-3-butyn-2-ol. The autoclave was sealed and heated to 40 °C.  $CO_2$  pressure of 10 MPa was applied for 24 h with mechanical stirring. At the end of reaction time, the crude mixture was transferred to rotavapor to remove the excess of TEA. The recovered fraction was purified by flash chromatography onto silica using  $CH_2Cl_2$  as eluent, followed by later distillation to remove zinc salts and obtain pure DMACC.

#### *General synthetic procedure for the batch synthesis of bisLC monomers*

In a 250 mL round bottom flask equipped with a magnetic stirrer, diol (1 eq, 58.55 mmol) and DMACC (2 eq, 117.1 mmol, 15 g) were solubilised in 60 mL of acetonitrile (or DMSO in the case of 1,4-benzenedimethanol) at 25 °C. After complete solubilisation, DBU (0.05 eq, 2.93 mmol, 437  $\mu$ L) was added to the solution. The reaction was left 2 h at 25 °C. At the end of reaction time, acetic acid (437  $\mu$ L) was added to the mixture to quench the catalytic activity of DBU. 60 mL of  $CH_2Cl_2$  was added to the solution, and bisLC monomers were purified by liquid-liquid extraction (3 times) using large volume of  $H_2O$ . Pure bisLC monomers were recovered after evaporation of the organic phase.

#### *General synthetic procedure for the oligomerization step study*

In a 10 mL round bottom flask equipped with a magnetic stirrer, diol (1 eq, 2.49 mmol), corresponding bisLC monomer (1 eq, 2.49 mmol) and catalyst (0.05 eq, 0.124 mmol) were loaded. The reactor was flushed with  $N_2$  for 10 min to avoid potential water contamination, and then sealed. The round bottom flask was immersed in an oiled bath at the desired temperature for the desired reaction time.

#### *General synthetic procedure for the obtention of polycarbonates*

In a 10 mL round bottom flask equipped with a magnetic stirrer, diol (1 eq, 2.49 mmol), corresponding bisLC monomer (1 eq, 2.49 mmol) and catalyst (0.05 eq, 0.124 mmol) were

loaded. The reactor was connected to a cold trap, itself connected to a vacuum pump thanks to a pipe. It was flushed with N<sub>2</sub> for 10 min to avoid potential water contamination, and then sealed. The round bottom flask was immersed in an oiled bath at the desired temperature for a specific oligomerization time. Then, for the chain extension step, vacuum was gradually applied by progressively opening the valve connected to the cold trap to remove the polycondensation by-product. After 3h of chain extension step, a vacuum of 10 Pa was measured. When specified, temperature could be increased right after application of vacuum. At the end of the reaction time, polymers were recovered in the solid state and dissolved in CH<sub>2</sub>Cl<sub>2</sub>, followed by reprecipitation in MeOH. The evaporated fraction recovered in the cold trap was analysed by <sup>1</sup>H NMR and ATR-IR.

#### *Synthetic procedure for the obtention of poly(carbonate-co-urethane)*

In a 10 mL round bottom flask equipped with a magnetic stirrer under inert atmosphere, purified poly(isosorbide carbonate) previously synthesized (200 mg) was solubilized in dry DMF (2 mL) at 80 °C. Number of alcohol functions chain ends of the hydroxyl telechelic polymer was calculated by <sup>1</sup>H NMR as followed: it was assumed that all polymer chains were capped by endo or exo OH functions. Signals of exo and endo alcohols (at 4.38 ppm and 3.57 ppm respectively) were integrated so that their sum was equalled to 2 (two remaining alcohols functions per chain). Integration of signal at 4.88 ppm, accounting for 1 H in the polymer backbone, would then lead to estimation of the DP. The purified polymer DP used for these step-growth polymerization was of 6, which corresponds to a *Mn* = 1,030 g/mol, versus 1,970 g/mol displayed by SEC analysis. Number of moles of alcohols functions could then be estimated to 0.388 mmol. 4,4'-methylene diphenyl diisocyanate (0.194 mmol, 48.5 mg) was added under inert atmosphere so that equimolar amount of isocyanate and alcohol functions was respected. Dibutyltin dilaurate (0.01mass%, 2.5 mg) was added under inert atmosphere. The reaction was left at 80 °C for 4 h.

### **III) Results and Discussion**

#### **III-1) Monomer synthesis**

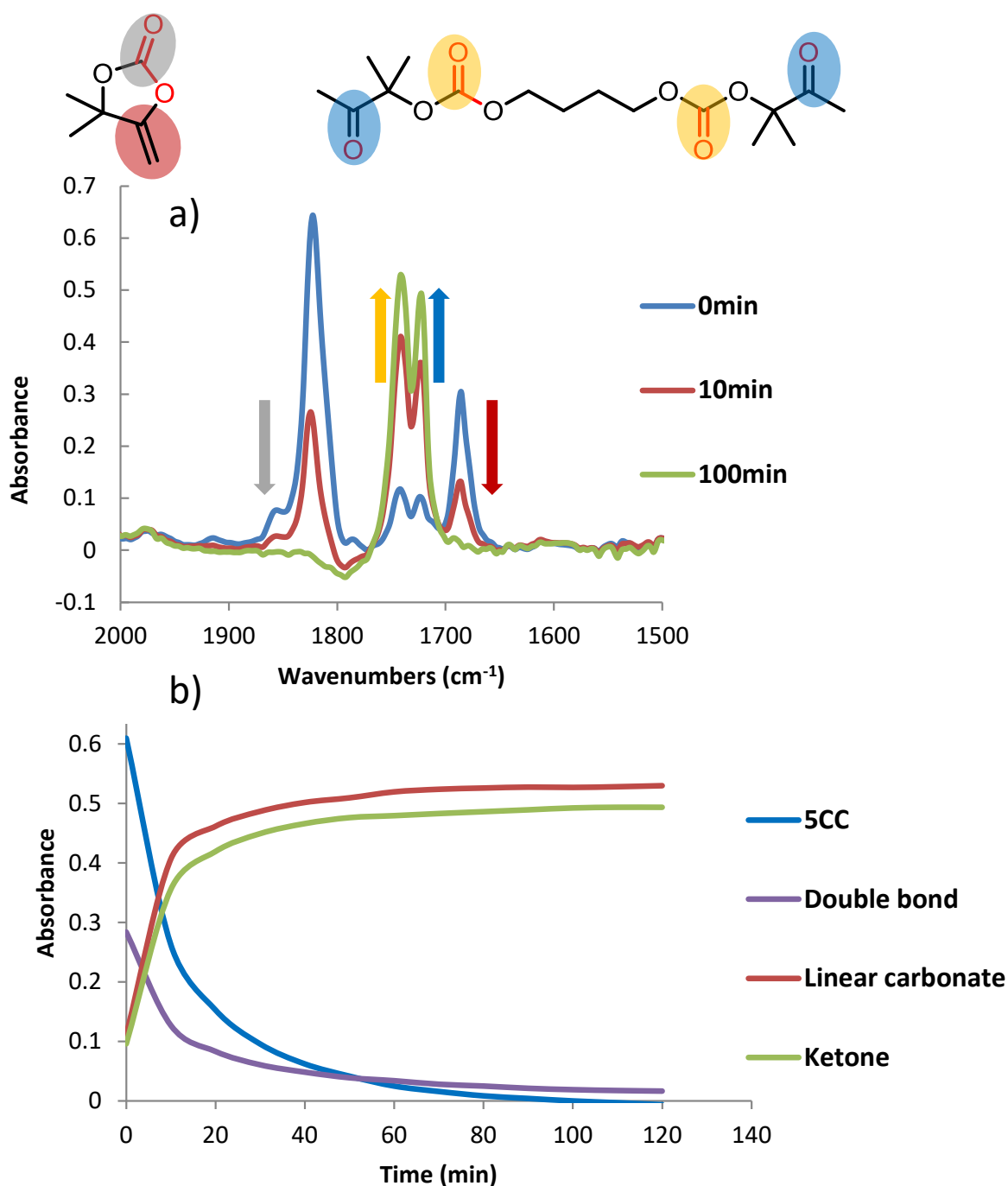
αCCs are highly reactive synthons which result from the CO<sub>2</sub> fixation onto propargylic alcohols. Their synthesis is well referred in the literature so that αCCs were prepared according to previous studies using a state-of-the-art Zinc catalyst[13]. Thanks to the presence of an exocyclic double bond, they are considered as “activated” cyclic carbonates as they undergo facile and highly regioselective alcoholysis in the presence of an organic base under non-demanding operative conditions. Thus, αCCs can be seen as an activated form of CO<sub>2</sub>, way more reactive than CO<sub>2</sub> itself. Taking advantage of its reactivity, four new bis-oxo-carbonates were synthesized by simple carbonation of biobased diols (1,4-butanediol, Isosorbide, Isomannide and 1,4-benzene dimethanol) with two equivalents of αCCs at 25°C with DBU (5 mol% compared to alcohol) as the base and MeCN or DMSO as a

solvent. Results are presented in Table 1. The four bifunctional linear carbonates (bisLC) were obtained in excellent isolated yields, above 70 %.

Deeper mechanistic and kinetic insights were performed on the model reaction between 1,4-butanediol as substrate and DMACC, thanks to DFT calculations coupled with *in-situ* ATR-IR monitoring. Typical spectra recorded at different reaction times as well as absorbance of characteristic bands over time are presented in Fig. 1. The well-defined bands of  $\alpha$ CC ( $\nu_{C=O}^{carbonate} = 1820 \text{ cm}^{-1}$ ;  $\nu_{C=C}^{double\ bond} = 1680 \text{ cm}^{-1}$ ) decrease over time with concomitant appearance of characteristic bands of linear carbonates and ketones ( $\nu_{C=O}^{carbonate} = 1750 \text{ cm}^{-1}$ ;  $\nu_{C=O}^{ketone} = 1720 \text{ cm}^{-1}$ ). The reaction reaches completion after only 2 h at 25 °C. Careful comparison of the kinetic curves led to observation of a faster decrease for the cyclic carbonate absorption band (blue curve, Fig. 1b) than for the double bond absorption band (purple curve, Fig. 1b), suggesting a multi-step mechanism for this reaction. As already reported in the literature[14], the expected mechanism consists in the nucleophilic attack of an alcohol moiety onto the electrophilic carbonyl center, followed by the regioselective ring-opening toward the enol, later stabilized on the ketone form. Presence of DBU as the base would increase the alcohol nucleophilicity through hydrogen bonding. Two equivalents of  $\alpha$ CC are needed to carbonate both alcohol functions.

**Table 1:** Synthesis of bisLC from different bio-based diols and DMACC. Reaction conditions: diol (1 eq) ; DMACC (2 eq) ; DBU (0.05 eq) ; 25 °C ; 2 h

Diol	Conversion ( $\alpha$ CC)	Isolated Yield (%)	$T_m$ (°C)	$T_d^{5\%}$ (°C)	bisLC name
	> 99	85	54	226	bisLC1
	> 99	80	89	213	bisLC2
	>99	70	107.5	199	bisLC3
	> 99	75	132	233	bisLC4



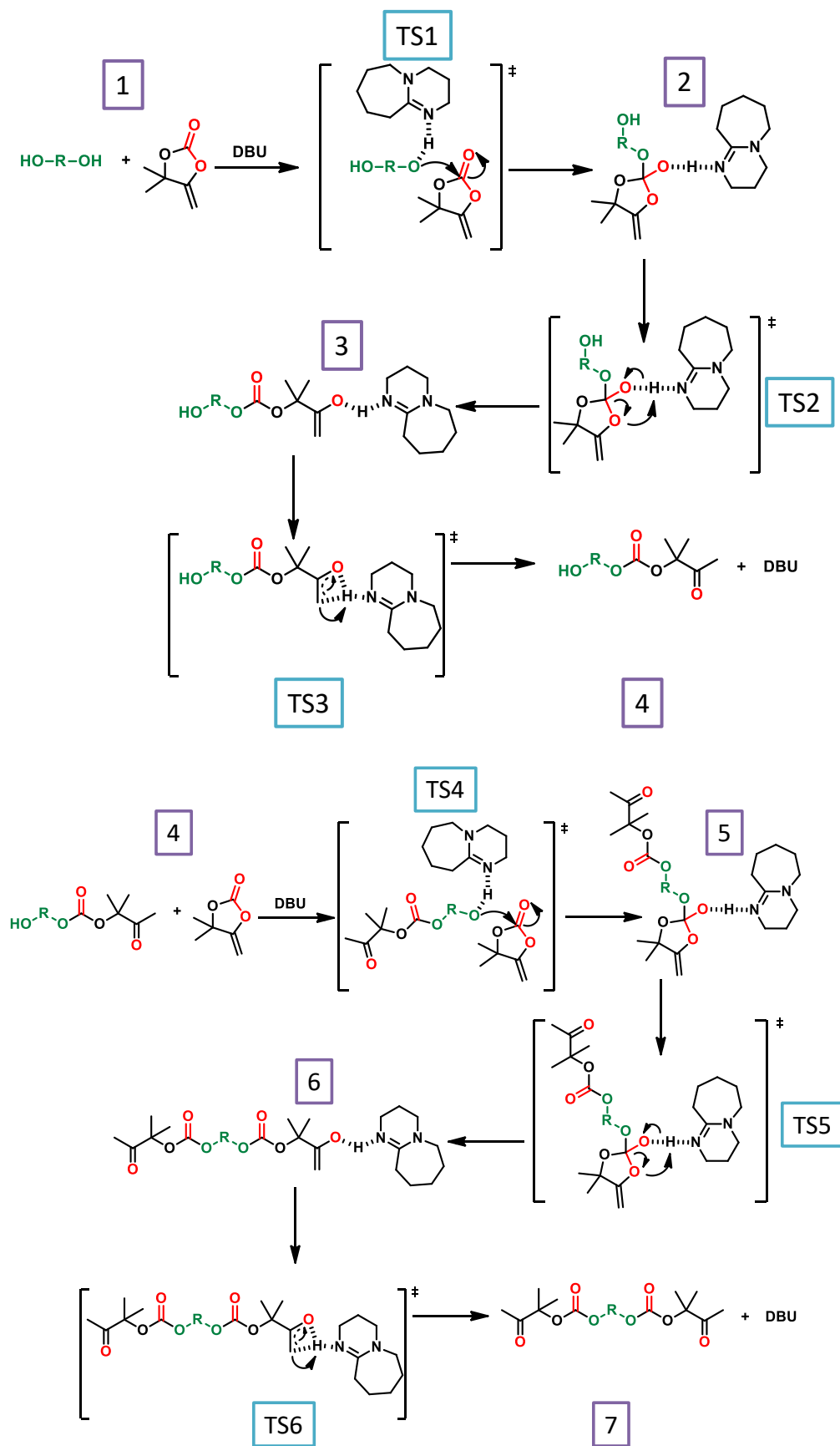
**Figure 1:** (a) ATR-IR spectra overlay at different reaction times for the synthesis of bisLC1. (b) Kinetic monitoring of characteristic absorption bands over reaction time (5CC = 1820 cm<sup>-1</sup>; Double bond = 1680 cm<sup>-1</sup>; Linear carbonate = 1740 cm<sup>-1</sup>; Ketone = 1720 cm<sup>-1</sup>) for the synthesis of bisLC1.

To confirm the mechanistic proposal derived from the experimental observations, DFT calculations were conducted at the M062X/6-311g(d,p) level. The different intermediates and transition states (TS) obtained are represented in Fig. 2, and the energetic profile calculated from intermediates and TS is presented in Fig. 3. As expected, first H-bond interaction between DBU and one alcohol moiety renders the O atom more nucleophilic, which is able to attack onto the electrophilic carbonyl center, leading to intermediate 2 (Fig.

2). The latter would undergo regioselective ring-opening facilitated by proton transfer carried by DBU to form of a linear carbonate with an enol function (intermediate 3, Fig. 2). Once again, the keto-enol tautomerism in basic conditions will drive the regioselective opening, to finally furnish the ketone form as the highly favoured product of this  $\alpha$ CC alcoholysis. This tautomerism occurs via proton transfer from the oxygen to the  $\text{CH}_2$  of the olefinic bond aided by DBU (TS3, Fig. 2). The charge distribution shows that the double bond is slightly more nucleophilic than the oxygen (Mulliken charges of -0.574 vs -0.539) which explains why DBU preferentially creates H-bonding with the OH rather than the  $\text{CH}_2$ . By repetition of the reaction pathway of the newly created intermediate with a second  $\alpha$ CC unit, one delivers the bis-oxo-carbonate monomer (Intermediate 4 ; Fig. 2).

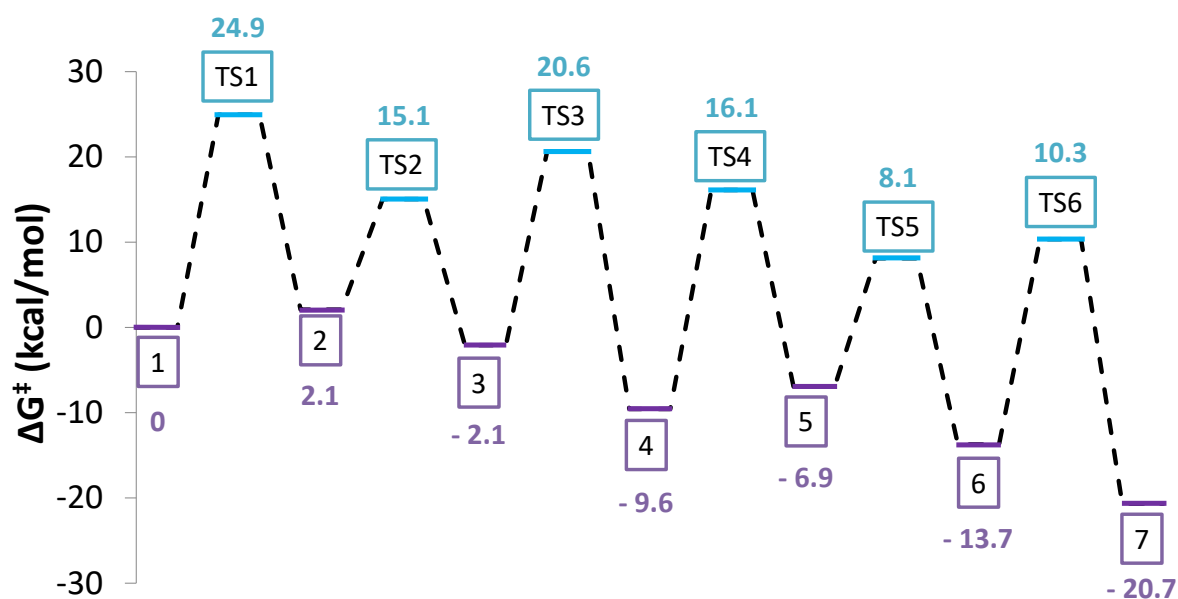
Regarding the energetic profile (Fig. 3), the highest activation barrier is observed for TS1 and TS4 as they both represent the same step of the reaction, i.e. the nucleophilic attack of the alcohol moiety onto the carbonyl function, with  $\Delta G_{\text{TS1}}^\ddagger = 24.9$  kcal/mol and  $\Delta G_{\text{TS4}}^\ddagger = 25.7$  kcal/mol. The fast and facile synthesis of these new bisLC can be justified by the overall low activation barriers in the presence of DBU, and with a product formation which Gibbs Free Energy is 20 kcal/mol lower than the reactants. Surprisingly, the keto-enol tautomerism displays a high activation barrier of  $\Delta G_{\text{TS3}}^\ddagger = 22.7$  kcal/mol and  $\Delta G_{\text{TS6}}^\ddagger = 24$  kcal/mol, but are not the highest barriers of the profile. In both cases (TS3 and TS6), the ketone intermediate is more stable than the enol, in accordance with experimental results.

Finally, the thermal characterization of the new bisLC monomers was realized to determine i) their melting temperature, and consequently, the minimum temperature required to drive their melt condensation (see next section) and ii) their thermal degradation, providing an indication of the maximal processing temperature to avoid the monomer decomposition during the polymerization. Due to their different structural features, bisLC display melting points ranging from 54 °C for aliphatic 1,4-butanediol based bisLC up to 132 °C for aromatic 1,4-benzene dimethanol based bisLC as well as thermal stabilities ranging from 199 °C to 233 °C. See appendix for full characterizations by  $^1\text{H}$  NMR,  $^{13}\text{C}$  NMR and HRMS.



**Figure 2:** Mechanism proposal for the formation of bisLC1 from 1,4-butanediol and DMACC catalysed by DBU.

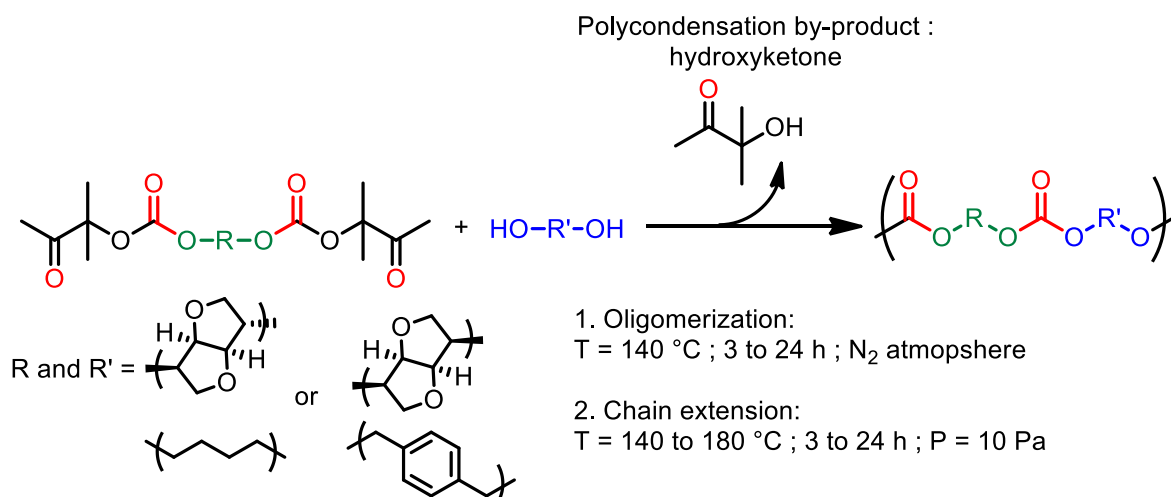




**Figure 3:** DFT computed pathway (*M062X/6-311g(d,p)*) of model reaction as depicted in Figure 2. Purple numbers correspond to optimized reaction intermediates shown in Figure 2 (Van Der Waals interactions were accounted). Transition states (TS) were optimized using the same molecular species as in the intermediates.

### III-2) Polymer synthesis

PCs were then fabricated via melt-polycondensation of bisLC either by using diols comonomers with identical ( $R = R'$ , Fig. 4, homopolycarbonate) or different ( $R \neq R'$ , Fig. 4, heteropolycarbonate) structural radicals to the one that served to synthesize the bis-oxo-carbonates. As overall strategy, the melt-polycondensation processes are carried out in a one-pot/two-steps fashion. In the first “oligomerization step”, both monomers are mixed in the melt state under nitrogen atmosphere to design oligocarbonates via transcarbonation. Then, vacuum is applied to remove hydroxyketone and shift the polymerization equilibrium towards the formation of polycarbonates in the so-called “chain extension step”. The aim of this work was to obtain CO<sub>2</sub>-based PCs containing isosorbide repeating units. However, due to the complexity of such systems brought by the presence of two non-equivalent “endo” and “exo” alcohols functions with different reactivities and chiral centers, the synthesis of PC from bisLC and diols of simpler structural features was firstly investigated. Thus, the synthesis of poly(butylene carbonate) from 1,4-butanediol and its bisLC analogue was first considered ( $R = R' = (\text{CH}_2)_4$ , Fig. 4).



**Figure 4:** Melt-polycondensation strategy to afford (co)polycarbonates from previously synthesized bisLC and diols.

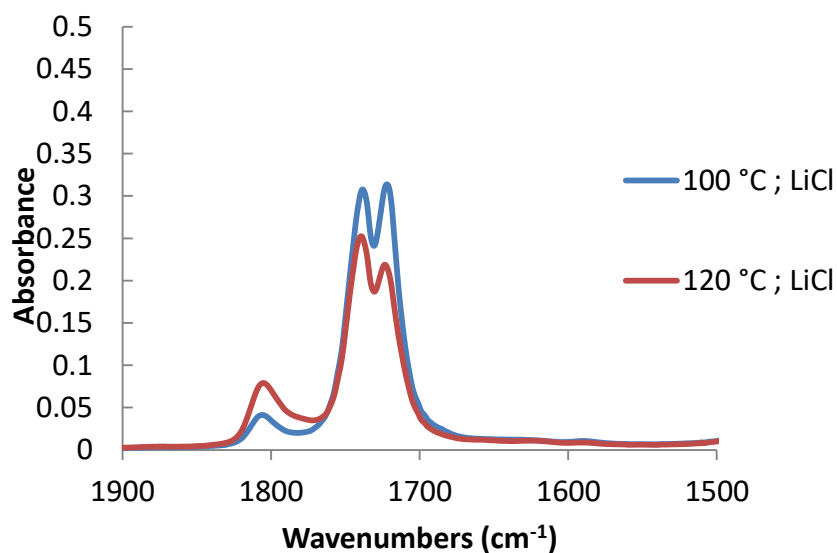
### III-2-a) Poly(butylene carbonate) synthesis

#### *III-2-a-i) Oligomerization step*

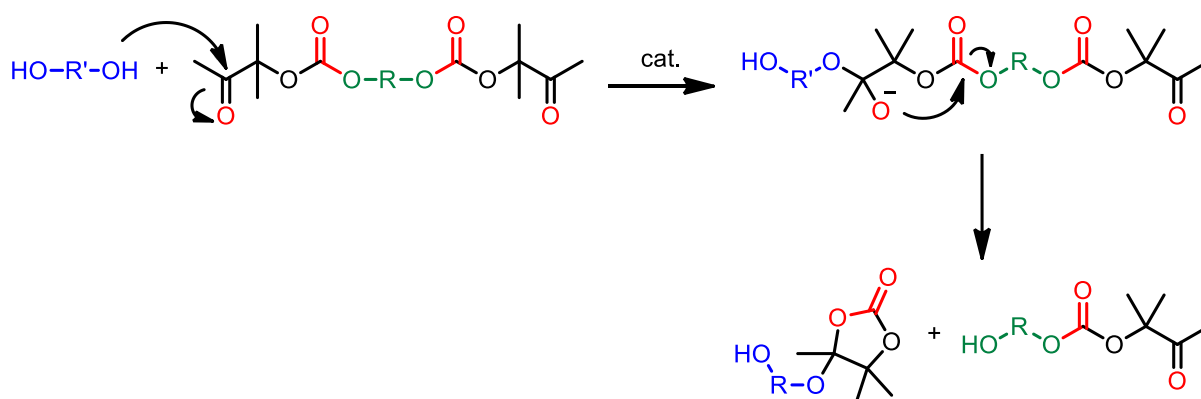
The oligomerization of butane-1,4-diyl bis(2-methyl-3-oxobutan-2-yl) dicarbonate (bisLC1) with 1,4-butanediol was first realized for 16 h at temperatures ranging from 100 to 140 °C. Under catalyst-free conditions, no oligomerization was observed in these experimental conditions (Table 2, entries 1 and 2). By addition of LiCl as a catalyst (5mol%), even though no oligomer was detected, a side-reaction promoted the formation of 5-membered cyclic carbonates (5CC) as evidenced in the ATR-IR spectra by the presence of a characteristic absorption band  $\nu_{C=O}^{5CC}$  at 1805 cm<sup>-1</sup>, see Fig. 5. The formation of this 5CC is favoured by increasing the temperature (higher absorbance at 120 °C than at 100 °C) and is accompanied with progressive decreasing of the ketone function absorption signal at 1680 cm<sup>-1</sup>. Inspired from a recent report [14], the suggested pathway for the 5CC formation from 1,4-butanediol and bisLC1 involves a first attack of the oxo- moiety by the OH to form a ketal intermediate that is further involved in a cascade cyclisation to deliver the cyclic carbonate (Scheme 2). Interestingly, oligomers with *Mn* of 1,470 g/mol were obtained at 140 °C after 16 h (Table 2, entry 5), alongside with 5CC formation. GPC chromatograms presented in Figure 6 shows the relevance of long reaction times to increase the molar masses of the so-produced oligocarbonates.

**Table 2:** Oligomerization tests with different temperature. Experimental conditions: 1,4-butanediol (1 eq) ; bisLC1 (1 eq) ; catalyst (0.05 eq)

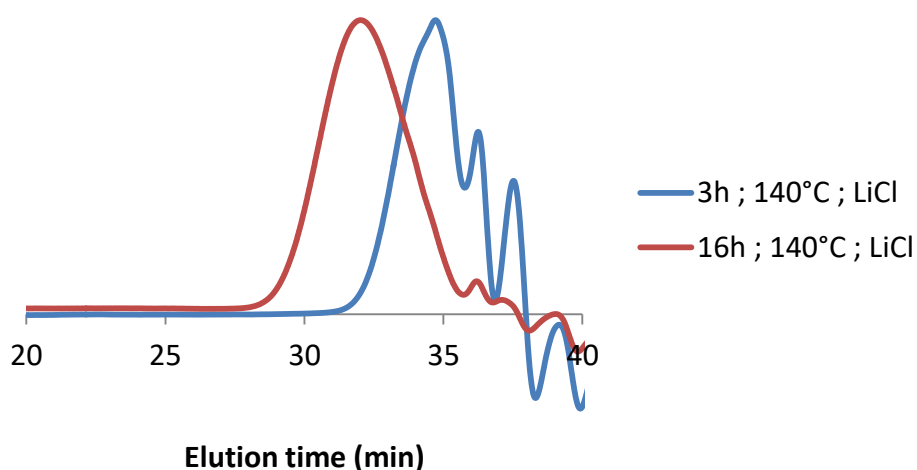
Entry	T (°C)	Time	Catalyst	M <sub>n</sub> (g/mol)	Observations
1	100	16h	/	/	No oligomers. No side reactions
2	140	16h	/	/	No oligomers. No side reactions
3	100	16h	LiCl	/	No oligomers. Presence of 5CC
4	120	16h	LiCl	/	No oligomers. Presence of 5CC
5	140	16h	LiCl	1,470	Oligomers. Presence of 5CC



**Figure 5:** ATR-IR spectra of crude mixture obtained after oligomerization step. Presence of undesired 5CC compound is evidenced with absorption band at 1800 cm<sup>-1</sup>.

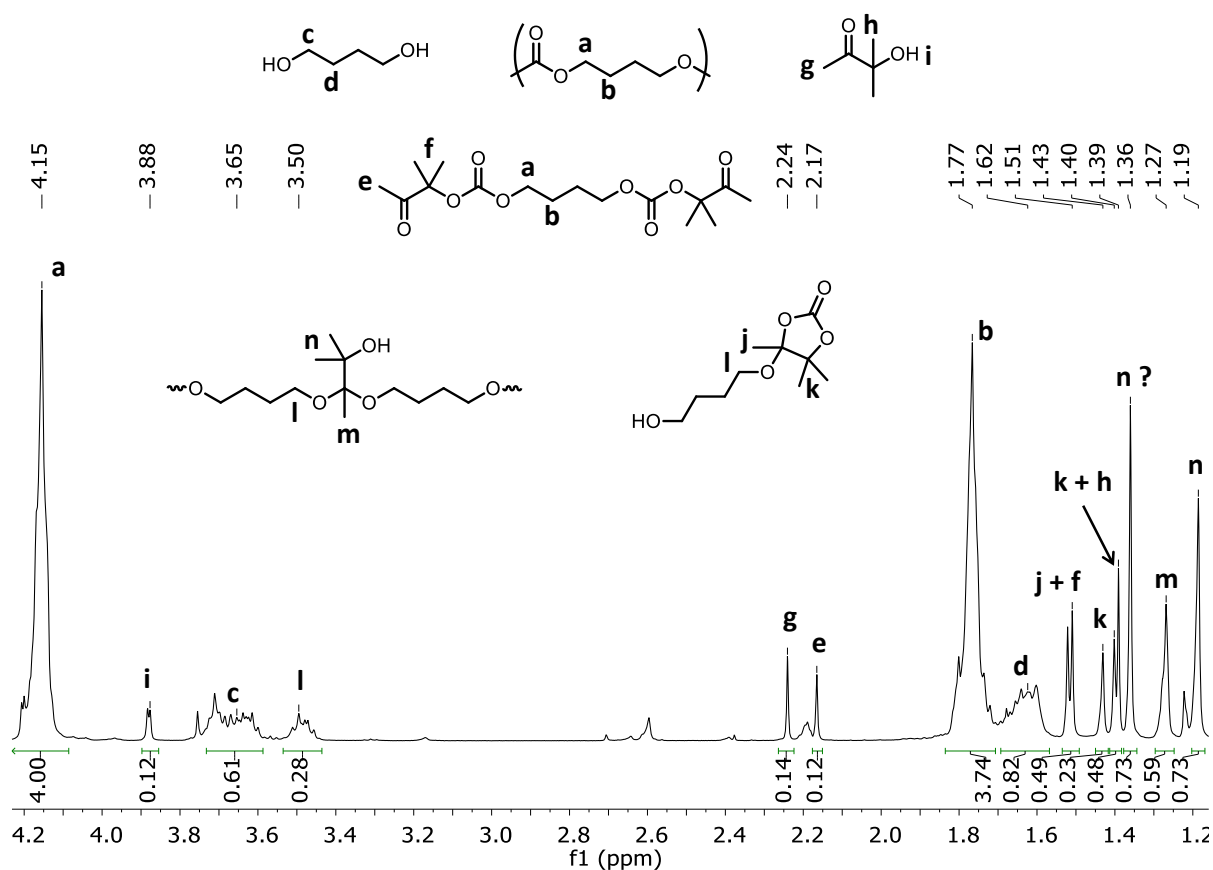


**Scheme 2:** Proposed mechanism for the formation of 5CC compound as side-reaction in the oligomerization step. Adapted from [14].



**Figure 6:** GPC chromatograms obtained after 3 h and 16 h for the same experimental conditions (0.05 eq of LiCl ; 140 °C),

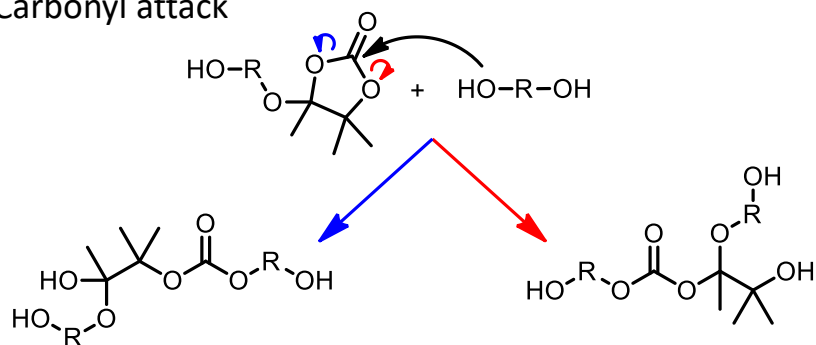
$^1\text{H}$  NMR characterization of the very complex crude product is presented in Figure 7 and highlights the presence of bisLC1, oligocarbonates, hydroxyketone and 1,4-butanediol. The additional peak at 3.50 ppm could possibly be attributed to the  $\text{CH}_2$  of an exocyclic ether group which is in accordance with the 5CC proposed structure. This assumption is further supported by methyl signals at 1.40, 1.43 and 1.51 ppm (peaks **k** and **j**) fixed to the 5CC ring. Supplementary peaks are also observed at 1.19, 1.27 and 1.36 ppm (peaks **m** and **n**) and could derive from a degradation product of the 5CC which formation is probably favoured by the presence of the catalyst and the high temperature. Scheme 3 proposes two competitive hypothetical pathways for the thermal 5CC ring-opening by alcohols, i.e via the “carbonyl”, the “quaternary carbon” or the “hemiacetal carbonate”. These suggested side reactions lead to formation of multiple by-products hardly distinguishable in  $^1\text{H}$  NMR. As seen in chapter I (section III-2-a), the carbonyl attack by an alcohol is very challenging, even for the most simple ethylene carbonate substrate in the presence of appropriate catalyst at high temperature, so it was not considered as a favourable pathway for the transformation of the tetrasubstituted 5CC. The “quaternary carbon” attack by an alcohol (Scheme 3b, red pathway) seems compromised as this type of carbon is most likely unreactive. However, the 5CC displays structural features similar to hemiacetal esters. Inspired by the known chemistry of these chemicals [15,16], the generated 5CC could be seen as an hemiacetal carbonate trapped under a cyclic form which reactivity and ring-opening could be similar to hemiacetal esters. The 5CC could undergo a nucleophilic attack by the alcohol via the “hemiacetal-type” carbon (Scheme 3b, blue pathway) provoking the ring-opening of the cyclic molecule. This results in the formation of a carbonic acid that spontaneously decomposes into a new tertiary alcohol. The driving force of the reaction probably arises from the release of  $\text{CO}_2$ . This latest hypothesis may explain the presence of additional peaks at 1.19, 1.27 and 1.36 ppm that could be attributed to the 3 newly created methyl group and that are delivered in a 2/1 ratio via  $^1\text{H}$  NMR quantification.



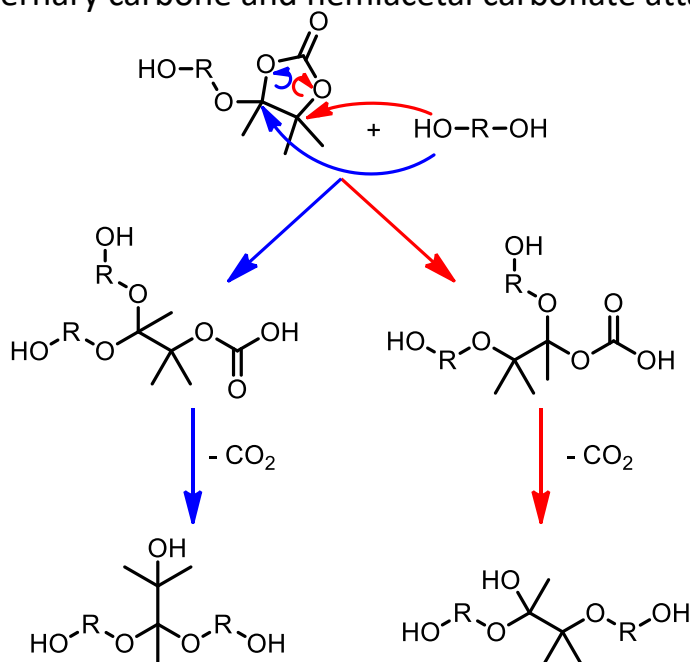
**Figure 7:**  $^1\text{H}$  NMR spectrum of the crude product recovered after the oligomerization step. Conditions: 1,4-butanediol (1 eq) ; bisLC1 (1 eq) ; LiCl (0.05 eq) ; 140 °C ; 16 h.

However, one would like to underline our attempts to isolate the various products (chromatography, precipitation, dialysis) for structural confirmation. Unfortunately, this task remained unsuccessful so that the NMR spectra remained highly complex. One also postulates that the so-produced tertiary alcohol is poorly reactive but at high temperature, additional side-reactions promoted by this moiety can not be excluded. It should be noted that the hydroxyketone boiling point is of 140 °C, which explains the threshold at 140 °C to activate this reaction.

a) Carbonyl attack



b) Quaternary carbone and hemiacetal carbonate attack



**Scheme 3:** Mechanism proposal for the degradation of the 5CC side product formed during the oligomerization step.

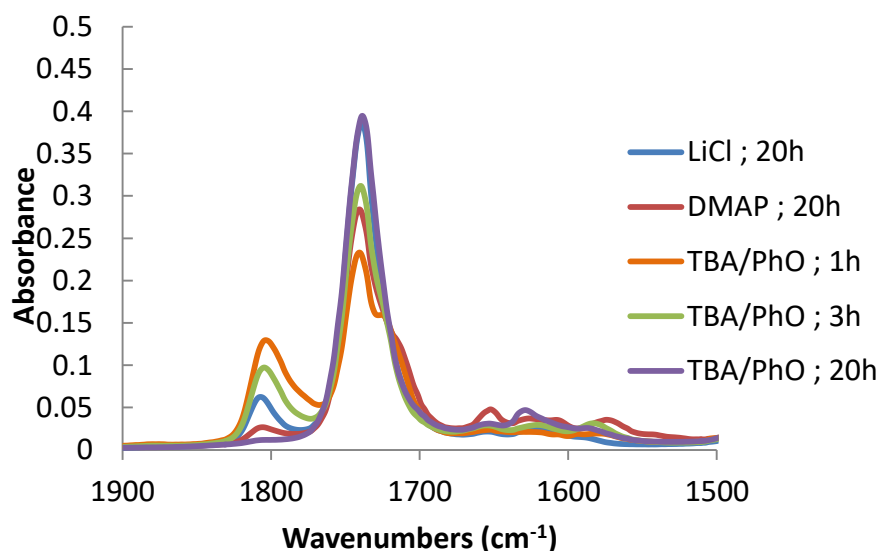
To prevent the formation of undesired 5CC side-products that could limit the molar masses of the oligomers and/or PCs, various catalysts were tested at the selected temperature of 140 °C for 20 h. Results are summarized in Table 3. Two different types of catalysts were used. On the one hand, Lewis acids (AlCl<sub>3</sub> ; ZnCl<sub>2</sub> ; Sn(Oct)<sub>2</sub>) are expected to activate carbonyl functions by increasing their electrophilicity and thus their reactivities with regards to alcohols. On the other hand, organic bases (TBD ; DBU ; DMAP ; TBA/PhO<sup>-</sup>) would activate the alcohol functions to promote transcarbonation reactions by increasing their nucleophilicity. The Lewis acid were found ineffective in catalysing the oligomers formation as only traces of 5CC by-products were observed (Table 3, entries 1-3). The presence of 5CC was also detected for all organobases, but TBD, DBU, DMAP and tetrabutyl ammonium phenolate (TBA/PhO<sup>-</sup>) could afford oligocarbonates with relatively low molecular weights (Table 3, entries 4-7). These results indicate that the C=O of the ketone function of bisLC1 displays competitive reactivity/electrophilic character with the carbonyl of the carbonate in

such operating conditions towards diols as the nucleophile. Formation of 5CC is thermodynamically favourable and is assumed to be the driving force of the side-reactions observed.

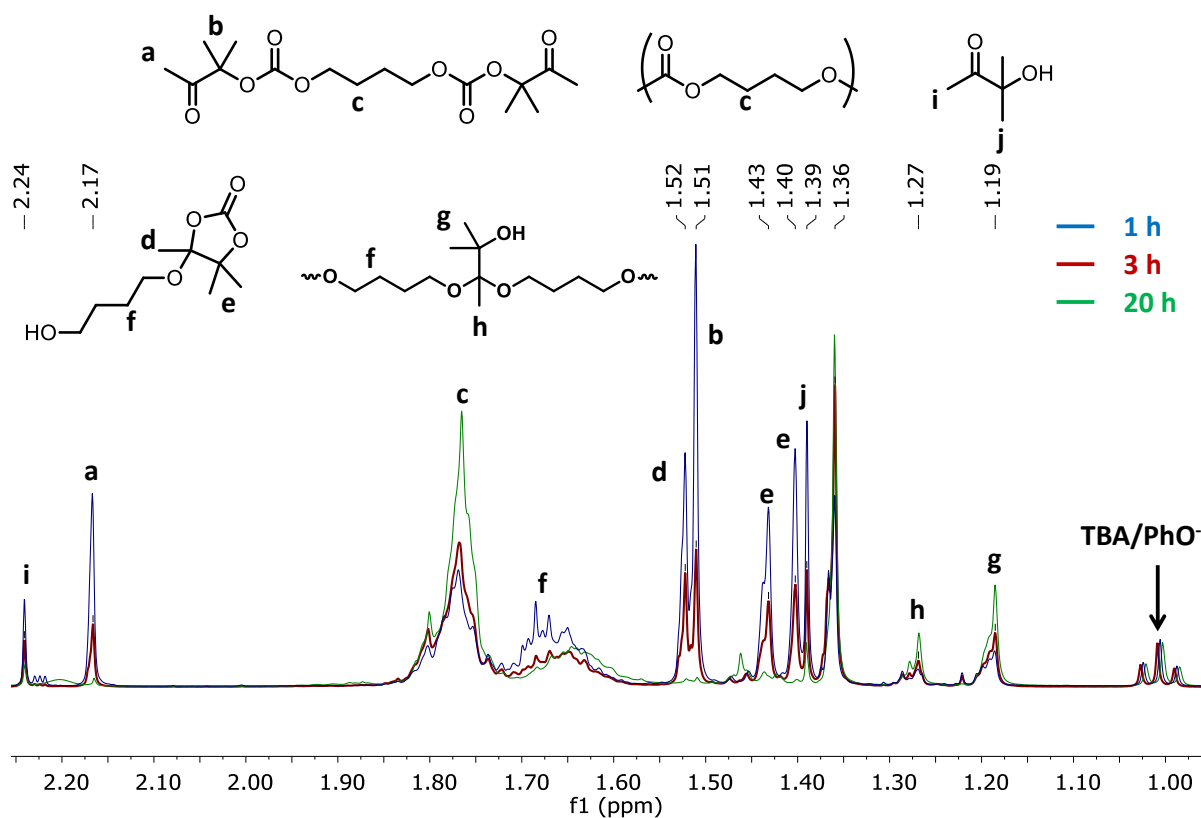
**Table 3:** Oligomerization tests with different catalysts. Experimental conditions: 1,4-butanediol (1 eq) ; bisLC1 (1 eq) ; catalyst (0.05 eq)

Entry	T (°C)	Time	Catalyst	M <sub>n</sub> (g/mol)	Observations
1	140	20h	AlCl <sub>3</sub>	/	No oligomers. Presence of 5CC
2	140	20h	ZnCl <sub>2</sub>	/	No oligomers. Presence of 5CC
3	140	20h	Sn(Oct) <sub>2</sub>	/	No oligomers. Presence of 5CC
4	140	20h	TBD	< 400	Few oligomers. Presence of 5CC
5	140	20h	DBU	< 400	Few oligomers. Presence 5CC
6	140	20h	DMAP	600	Oligomers. Presence of 5CC
7	140	20h	TBA/PhO <sup>-</sup>	500	Few oligomers. Presence of 5CC during reaction. No 5CC at the end of reaction

Interestingly, in the case of TBA/PhO<sup>-</sup>, 5CC was detected during oligomerization time after sampling at 1 h and 3 h (Fig. 8, orange and green curve) but could not be observed at the end of reaction time (Fig. 8, purple curve). <sup>1</sup>H NMR analysis of crude products in the specific region of 1 ppm to 2.3 ppm after 1 h, 3 h and 20 h using TBA/PhO<sup>-</sup> as catalyst is presented in Figure 9. In accordance with ATR-IR observations, progressive decreasing of the methyl peaks **d** (1.52 ppm) and **e** (1.43 and 1.40 ppm) to total disappearance after 20 h is correlated to the concomitant increase of peaks **g** (1.19 ppm) and **h** (1.27 ppm) indicating the consumption of the 5CC by ring-opening as already discussed previously with LiCl catalyst. It should be noted that decrease of the intensity of peaks **i** (2.24 ppm) and **j** (1.39 ppm) assigned to hydroxyketone is due to its evaporation during sampling, as the reaction temperature of 140 °C is also the boiling point of hydroxyketone. At the end of reaction time (Fig. 9, green curve), the bisLC1 monomer was totally consumed since peaks **a** (2.17 ppm) and **b** (1.51 ppm) totally disappeared, once again highlighting the occurrence of both transcarbonation with hydroxyketone release and 5CC formation with later ring-opening. However, it is hardly possible to calculate selectivities toward transcarbonation (desired product) or 5CC formation (side product) since 5CC formation is always accompanied with its ring-opening which signals are not correctly attributed, especially for the peak at 1.36 ppm. Additionally, both bisLC1 monomers and oligomers present similar chemical shifts due to their analogue structures, inducing peak overlapping that would alter their relative peak integration.



**Figure 8:** ATR-IR spectra of crude mixture obtained after oligomerization step. Presence of undesired 5CC compound is evidenced with absorption band at  $1800\text{ cm}^{-1}$ , but could not be seen at the end of reaction time using TBA/PhO as catalyst.

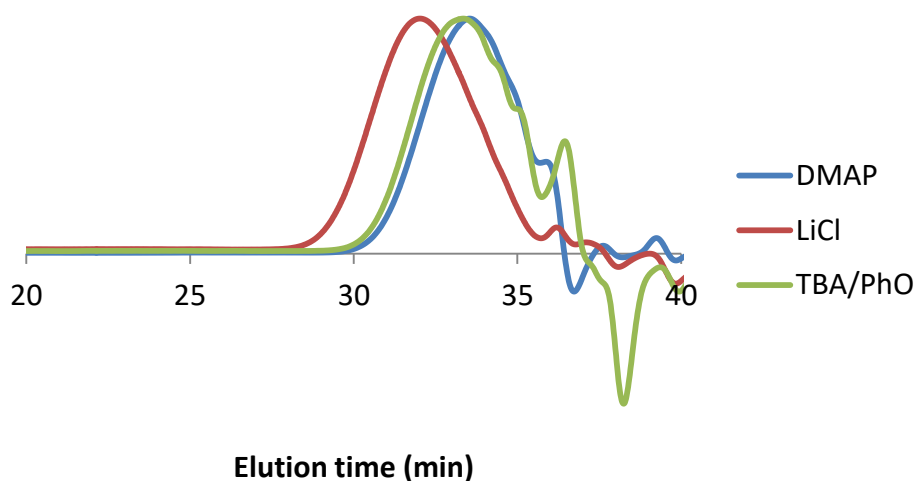


**Figure 9:**  $^1\text{H}$  NMR spectra overlay of crude mixture obtained after 1 h; 3 h; and 20 h using TBA/PhO as the catalyst for the oligomerization step.

GPC chromatograms comparison of oligocarbonates synthesized with DMAP and TBA/PhO<sup>-</sup> catalyst that afforded oligomers with a molar mass of 500-600 g/mol, with previous results obtained with LiCl is presented in Fig. 10. So far, the best result in terms of affordable molar



masses and 1,4-butanediol conversion is still obtained with LiCl as the catalyst, despite the 5CC generation alongside with oligocarbonates.



**Figure 10:** GPC chromatograms of crude mixture obtained after oligomerization step for different catalysts. Conditions: 1,4-butanediol (1 eq) ; bisLC1 (1 eq) ; catalyst (0.05 eq) ; 140 °C ; 20 h.

### III-2-a-ii) Chain-extension step

The synthesis of poly(butylene carbonate) ( $R = R' = (\text{CH}_2)_4$ ) was then carried out taking into account previous observations derived from the oligomerization step. Results are presented in Table 4. The chain-extension only consisted on applying a high vacuum to the reaction media to quantitatively remove the hydroxyketone ( $T_{\text{boiling}} = 140 \text{ }^\circ\text{C}$ ). Vacuum was increased progressively to reach the final pressure of 10 Pa. It should be noted that the oligomerization and chain-extension steps are carried out in the same batch (one pot/ two steps). Due to the aliphatic structures of monomers, low  $T_g$  and melting points ( $T_m$ ) are expected for the final polymer ( $T_g = -32 \text{ }^\circ\text{C}$  ;  $T_m = 56 \text{ }^\circ\text{C}$  for poly(butylene carbonate) of  $M_n = 40,000 \text{ g/mol}$ [17]), so that this step was realized at a temperature identical to the one of the oligomerization step. No apparent chain mobility limitation caused by a viscosity increase of the reaction media was observed, and satisfying stirring could be maintained. As TBA/PhO<sup>-</sup> proved its efficiency for the oligomerization leading to low molar mass oligocarbonates with no traces of remaining 5CC observed (as shown previously by <sup>1</sup>H NMR and ATR-IR after 20 h), it was first tested for the overall polycondensation process, with oligomerization time and chain-extension time of 24 h. Surprisingly, only low molar mass oligocarbonates were afforded with  $M_n = 520 \text{ g/mol}$  (Table 4, entry 1) after 48 h. Compared to the oligomerization step, no molar mass increase occurred but lower 1,4-butanediol conversion was observed, probably due to thermal degradation of short oligocarbonates exposed to high temperature for a long time (48 h at 140 °C) in basic conditions, such as unzipping,  $\beta$ -H transfers or decarboxylation

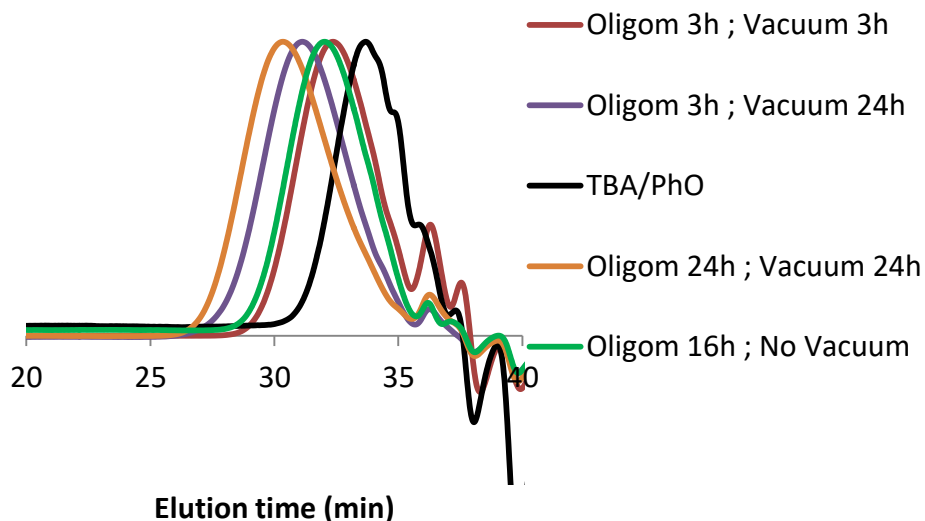
that have already been reported for oligomers with much higher molar masses ( $M_n > 5,000$  g/mol)[18].

Table 4: Chain-extension tests with different catalysts, oligomerization and chain-extension times. Experimental conditions: 1,4-butanediol (1 eq) ; bisLC1 (1 eq) ; catalyst (0.05 eq) ; 140 °C

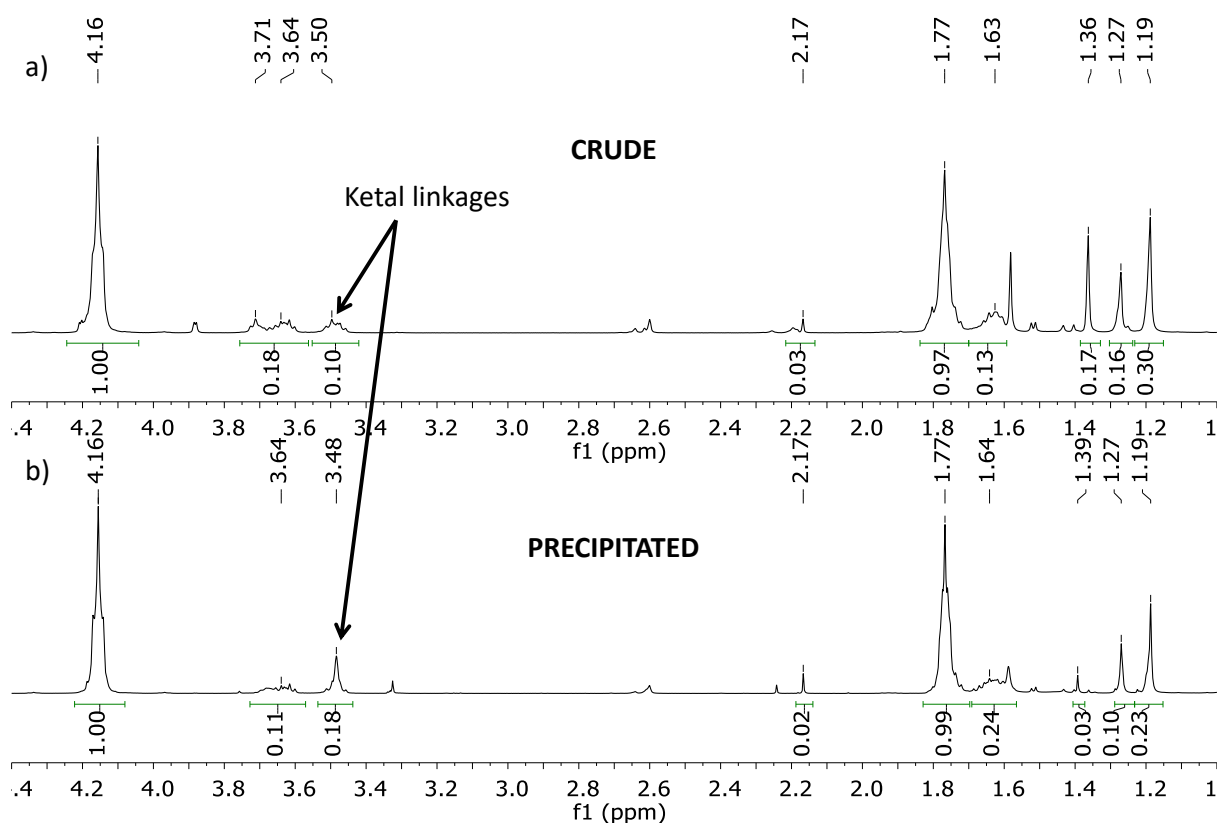
Entry	Catalyst	Oligomerization time	Chain-extension time	$M_n$ (crude) g/mol ; [D]	$M_n$ (precipitated) g/mol ; [D]	$T_g$ (°C)	$T_d$ (°C)	$T_m$ (°C)
1	TBA/PhO	24h	24h	520 [1.82]	ND <sup>a</sup>	ND	ND	ND
2	LiCl	3h	3h	1,500 [1.63]	ND <sup>a</sup>	ND	ND	ND
3	LiCl	3h	24h	2,150 [2.04]	8,000 [1.30]	-35	278	35
4	LiCl	24h	24h	2,900 [2.06]	11,000 [1.30]	-39	252	35

<sup>a</sup> : Precipitation failed due to the low molar masses of the chains

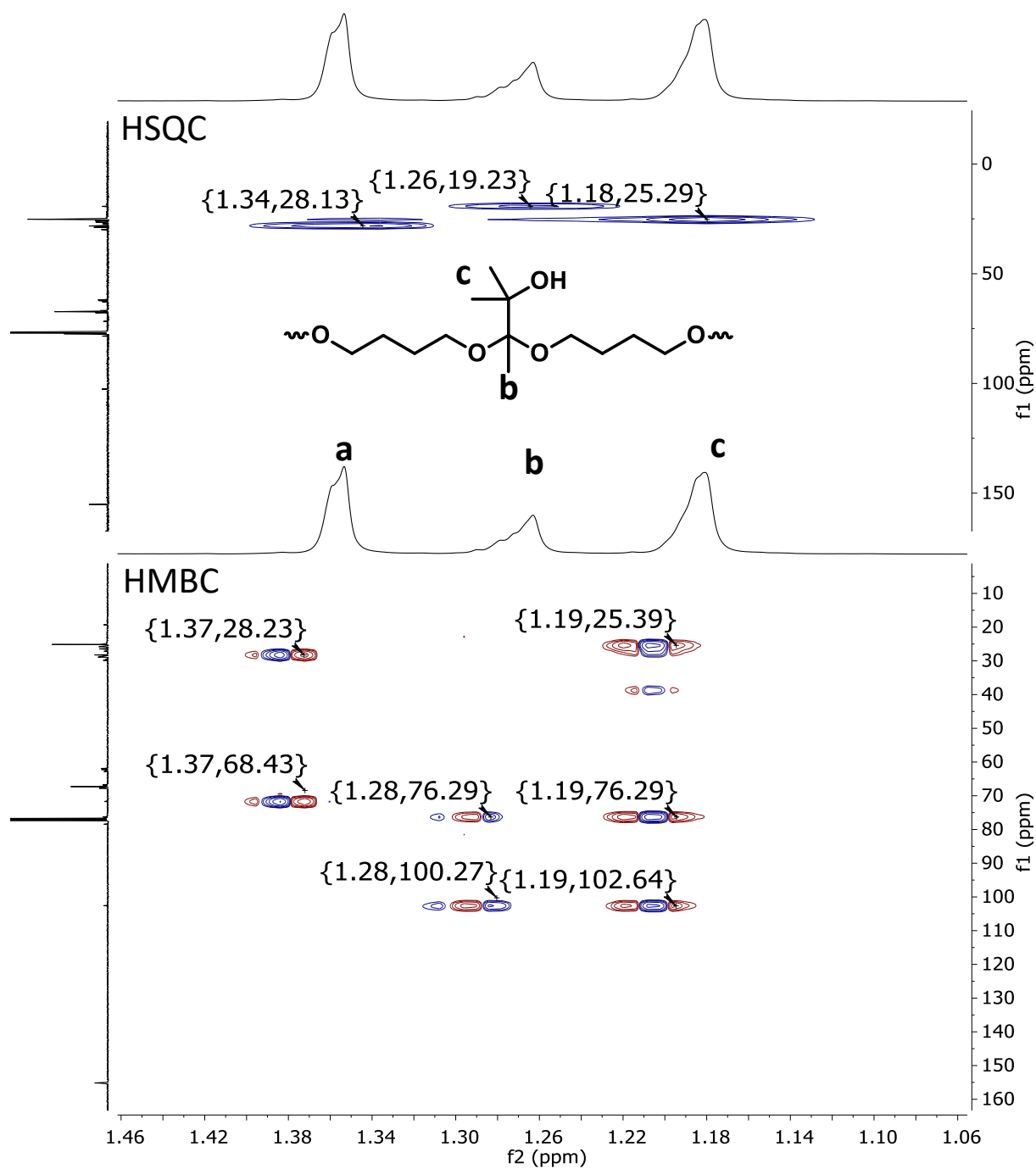
When LiCl was used as the catalyst, poly(butylene carbonate) could be obtained, with  $M_n$  in the range of 1,500 to 2,900 g/mol (Table 4, entries 2-4). Increasing both oligomerization and chain-extension time was beneficial for higher molar masses and a typical polycondensation dispersity of 2 on the crude product was obtained for longer chain-extension time (Table 4, entries 3-4). The SEC chromatograms of the crude polymers synthesized with the most effective catalysts are presented in Figure 11 and underline the growth of the PC chains. Typical <sup>1</sup>H NMR spectra of crude mixture with LiCl as catalyst is presented in Figure 12a. Alike oligomers, the microstructural characterization of the chains reveals peaks correlated to poly(butylene carbonate), 1,4-butanediol and ketal linkages. However, the multiple peaks observed initially in the 1.10 – 1.60 ppm for the oligomers are now reduced to three singlets at respectively 1.36 ; 1.27 and 1.19 ppm, similarly to what was obtained with TBA/PhO<sup>-</sup> after 20 h of oligomerization step (see Fig. 9) . Once again, it is suggested that these signals come from ring opening of the 5CC side product, leading to incorporation of ketal defects in the polymer chain. Further 2D NMR, presented in Figure 13a and 13b, confirmed their nature of terminal CH<sub>3</sub>, likely originating from methyl substituents found on 5CC side-products. Interestingly, HMBC analysis indicated that these CH<sub>3</sub> are close to carbon with chemical shifts of 76 ppm, likely a quaternary carbon bearing two methyls and an alcohol function, and of 100 ppm, likely a ketal carbon. Regarding the peak at 3.50 ppm (see Fig. 12), the 2D NMR spectra (Figure 13b) could confirm the formation of a methylene attached to the hemiketal carbonate linkages CH<sub>2</sub> in alpha position of a ketal linkage (protons correlated with carbon shifted at 62 ppm), but HMBC did not reveal any correlation with carbon shifted to 100 ppm.



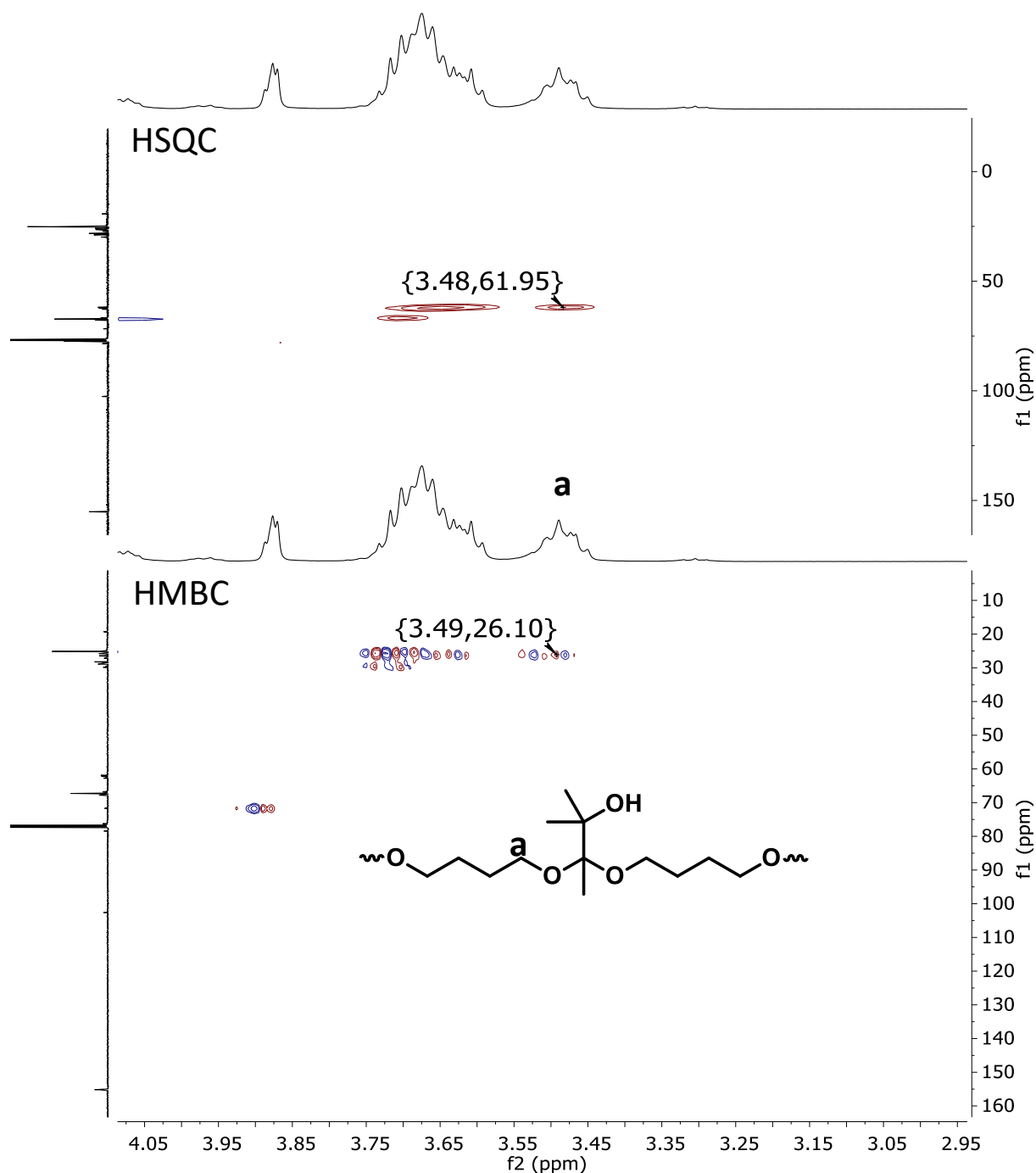
**Figure 11:** GPC chromatograms of crude mixture obtained after chain-extension step. When not specified, catalyst used was LiCl (see Table 4 for more details). Experimental conditions: 1,4-butanediol (1 eq) ; bisLC1 (1 eq) ; catalyst (0.05 eq)



**Figure 12:**  $^1\text{H}$  NMR spectra of crude (a) and precipitated (b) products obtained after chain-extension step. Experimental conditions: 1,4-butanediol (1 eq) ; bisLC1 (1 eq) ; LiCl (0.05 eq) ; 140 °C ; 48 h.



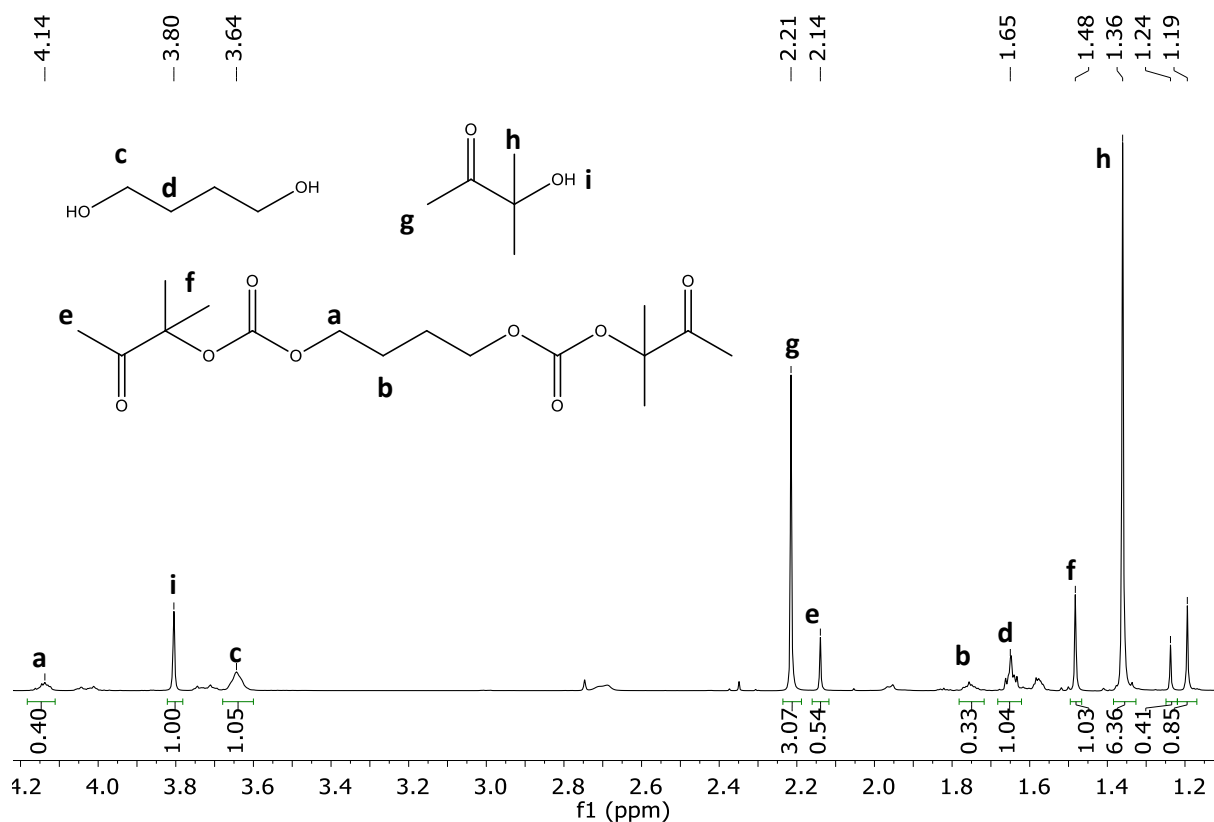
**Figure 13a:** HSQC and HMBC NMR analysis in the region of 1 – 1.5 ppm of the crude mixture obtained after chain-extension step. Peak **a** could not be properly identified and assigned to a specific chemical structure. Experimental conditions: 1,4-butanediol (1 eq); bisLC1 (1 eq); LiCl (0.05 eq); 140 °C; 48 h.



**Figure 13b:** HSQC and HMBC NMR analysis in the region of 1 – 1.5 ppm of the crude mixture obtained after chain-extension step. Peak **a** could not be properly identified and assigned to a specific chemical structure. Experimental conditions: 1,4-butanediol (1 eq) ; bisLC1 (1 eq) ; LiCl (0.05 eq) ; 140 °C ; 48 h.

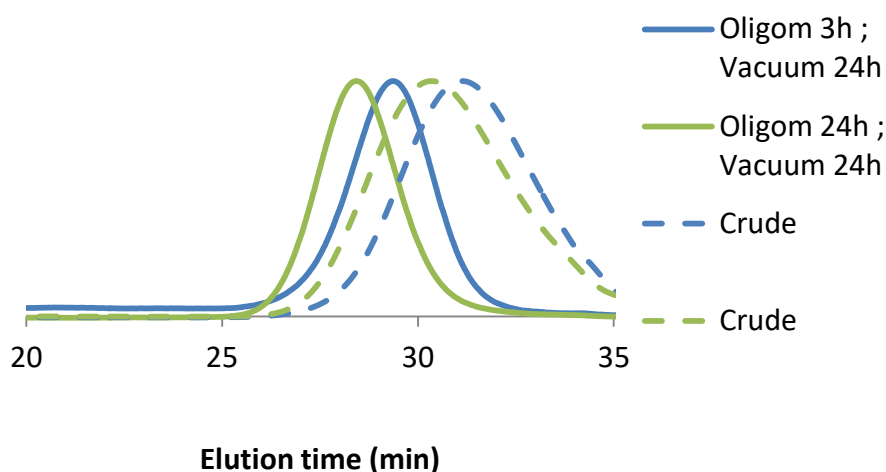
ATR-IR characterization of the crude sample further confirms the absence of 5CC moieties within the polymer microstructure. The evaporated fraction was also recovered in a cold trap and analysed by  $^1\text{H}$  NMR to identify the structure of the released product (Figure 14). One would expect to obtain pure hydroxyketone, but several additional signals attributed to 1,4-butanediol, bisLC1 and 5CC derivatives could be detected. Indeed, due to their relative volatility at 140 °C under reduce pressure of 10 Pa, and due to the incomplete conversion of 1,4-butanediol after 20 h of oligomerization, they are likely to evaporate in such

experimental conditions, which provokes a deviation of the perfect stoichiometry with detrimental effect on the final molar masses (see below).

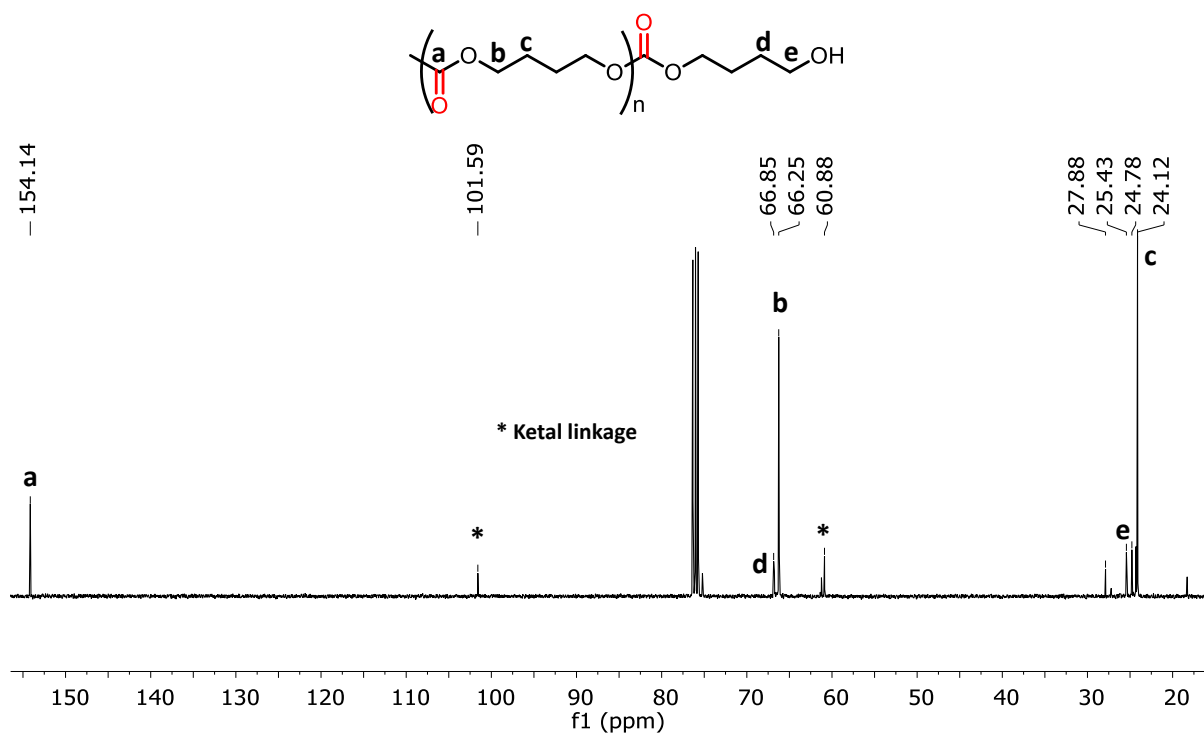


**Figure 14:**  $^1\text{H}$  NMR spectrum of the fraction recovered in the cold trap after chain-extension step under vacuum. Experimental conditions: 1,4-butanediol (1 eq); bisLC1 (1 eq); LiCl (0.05 eq); 140 °C; 48 h.

When molecular weights were high enough, solubilisation of the crude mixture in dichloromethane followed by reprecipitation in methanol led to the isolation of polycarbonates with  $M_n$  up to 11,000 g/mol (Table 4, entry 4), with eliminations of short chains (see Fig. 15 for GPC chromatograms). However, the overall recovered mass of polymer is rather low compared to monomers loading (around 20 % recovered), likely due to the solubility of shorter chains in methanol.  $^1\text{H}$  NMR spectrum of precipitated polymer obtained with LiCl as catalyst is presented in Figure 12b. Even though the peak at 1.37 ppm tends to disappear after reprecipitation, meaning that it belongs to low molar masses species, singlets at 1.27 and 1.19 ppm could still be attributed to the polymer backbone. The  $^{13}\text{C}$  NMR spectrum of the precipitated polymer is presented in Figure 16. Interestingly, the chains are end-capped by OH (methylene signal at 3.64 ppm) and oxo-carbonate (methyl signal at 2.17 ppm) moieties as evidenced in Figure 12b. However, the comparison of the relative integrations of both signals indicates that the hydroxyl chain ends were largely dominant (> 98%). In this regard, stoichiometry of alcohols and carbonate functions of chain ends is not respected which is in accordance with side-reactions observed, and explains the limitations in terms of molar masses.



**Figure 15:** GPC chromatograms comparison between crude mixtures and precipitated products. Experimental conditions: 1,4-butanediol (1 eq) ; bisLC1 (1 eq) ; LiCl (0.05 eq) ; 140 °C



**Figure 16:**  $^{13}\text{C}$  NMR spectrum of the precipitated product obtained after chain-extension step. Experimental conditions: 1,4-butanediol (1 eq) ; bisLC1 (1 eq) ; LiCl (0.05 eq) ; 140 °C ; 48 h.

Thermal properties of precipitated polymers were evaluated via TGA and DSC analysis. As expected due to their aliphatic structures, they display a low  $T_g$  (- 35 °C and - 39 °C respectively) and are semi-crystalline with melting points at 35 °C.

### III-2-b) Poly(isosorbide carbonate) synthesis

Synthesis of poly(isosorbide carbonate) is of high interest as it could potentially compete with the traditional phosgene and BPA-based aromatic polycarbonates in terms of mechanical and thermal properties. Thus, the previous study on the melt polycondensation of bisLC1 with 1,4-butanediol as the building block was extended to isosorbide and its bisLC2 analogue ( $R = R' = \text{isosorbide}$  in Fig. 4). Similarly to section II-1), the same protocol was applied, i.e. an oligomerization step followed by the chain-extension.

#### *III-2-b-i) Oligomerization step*

Unlike 1,4-butanediol, isosorbide displays two non-equivalent alcohol moieties with different reactivities, namely “endo” alcohol and “exo” alcohol (see Chapter 3). By choosing an appropriate catalyst, both alcohol moieties can be selectively activated, balancing the difference of reactivities. Thus, it is crucial for polycondensation processes to keep the endo/exo ratio of isosorbide end-capped polymer chains close to 1 to obtain high molar masses and prevent potential unactivation of one of the alcohol moiety by the catalytic system, which would prevent chain-extension. Capitalizing on our previous investigations, various catalysts, including Lewis acids, organobases and organic complexes were tested at 140 °C for 24 h to build oligomers. Results are presented in Table 5. As a general remark, similarly to what was observed with 1,4-butanediol, no oligomers could be formed without the presence of 5CC as side-products. Selected examples of ATR-IR spectra of oligomers are presented in Fig. 17 to illustrate this observation. Lewis acids ( $\text{ZnCl}_2$ ,  $\text{AlCl}_3$ ,  $\text{Sn}(\text{Oct})_2$ ) were ineffective catalysts and no oligomer was produced even if some of them ( $\text{ZnCl}_2$  and  $\text{Sn}(\text{Oct})_2$ ) provided 5CCs in traces (Table 5, entries 3-5). The utilization of organobases (DBU, TBD) or basic ionic liquid (TBA/PhO) delivered oligomers with  $M_n = 450\text{-}600$  g/mol - as attested by ATR-IR spectroscopy highlighting the characteristic signal of the ketone at  $1720\text{ cm}^{-1}$  of the bisLC2 monomer that tended to disappear - as well as a 5-membered cyclic carbonate – carbonyl stretching at  $1805\text{ cm}^{-1}$  (Table 5, entries 6-9). These results indicate that both transcarbonation and side cyclization occurred simultaneously. DMAP didn't afford oligomer (Table 5, entry 8) but the characteristic carbonyl bands at  $1805\text{ cm}^{-1}$  (Fig. 17, black curve) detected within the ATR-IR spectrum reveals the formation of the 5CC. Finally, organic complexes made of a superbase (DBU or TBD) with methane sulfonic acid (MSA) or benzoic acid (BA) and known for their high thermal stabilities in transesterification reaction[19], were tested as potential transcarbonation catalysts (Table 5, entries 10-13). Surprisingly, only the DBU:BA complex furnished oligomers ( $M_n = 460$  g/mol) with concomitant formation of the 5CC. Alike previous study with bisLC1, LiCl was the most active catalyst providing oligomers with the highest  $M_n$  of 800 g/mol even if the formation of 5CC could not be avoided. Interestingly, with DBU and DBU:BA catalytic systems, the endo/exo OH ratio was estimated to 0.67 and 0.51, respectively, suggesting a preferential activation of the endo OH of isosorbide. Other bases such as TBD or TBA/PhO<sup>-</sup> as well as LiCl furnished endo/exo OH ratios of 0.9 to 1.04, indicating that both alcohols moieties of isosorbide are activated and do

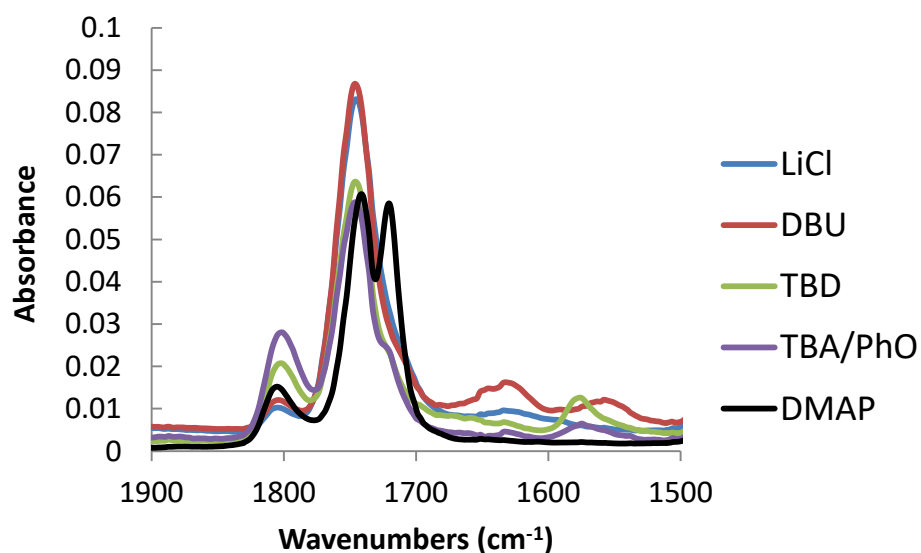


react in a similar fashion. Alike 1,4-butanediol, LiCl seems to be the most suitable catalyst for the melt-polycondensation of isosorbide with its bisLC2 analogue.

**Table 5:** Oligomerization tests with different catalysts. Experimental conditions: Isosorbide (1 eq) ; bisLC2 (1 eq) ; catalyst (0.05 eq)

Entry	T (°C)	Time	Catalyst	M <sub>n</sub> (g/mol)	endo/exo	Observations
1	140	3h	LiCl	380	0.84	Oligomers. Presence of 5CC
2	140	24h	LiCl	800	1.04	Oligomers. Presence of 5CC
3	140	24h	ZnCl <sub>2</sub>	/	/	No oligomers. Presence of 5CC
4	140	24h	AlCl <sub>3</sub>	/	/	No oligomers. No side-products
5	140	24h	Sn(Oct) <sub>2</sub>	/	/	No oligomers. Presence of 5CC
6	140	24h	TBA/PhO	450	0.92	Few oligomers. Presence of 5CC
7	140	24h	DBU	650	0.67	Oligomers. Presence of 5CC
8	140	24h	DMAP	/	/	No oligomers. Presence of 5CC
9	140	24h	TBD	600	0.90	Oligomers. Presence of 5CC
10	140	24h	DBU:MSA <sup>a</sup>	/	/	No oligomers. No side-products
11	140	24h	DBU:BA <sup>a</sup>	460	0.51	Few oligomers. Presence of 5CC
12	140	24h	DMPA:MSA <sup>a</sup>	/	/	No oligomers. No side-products
13	140	24h	TBD:MSA <sup>a</sup>	/	/	No oligomers. No side-products

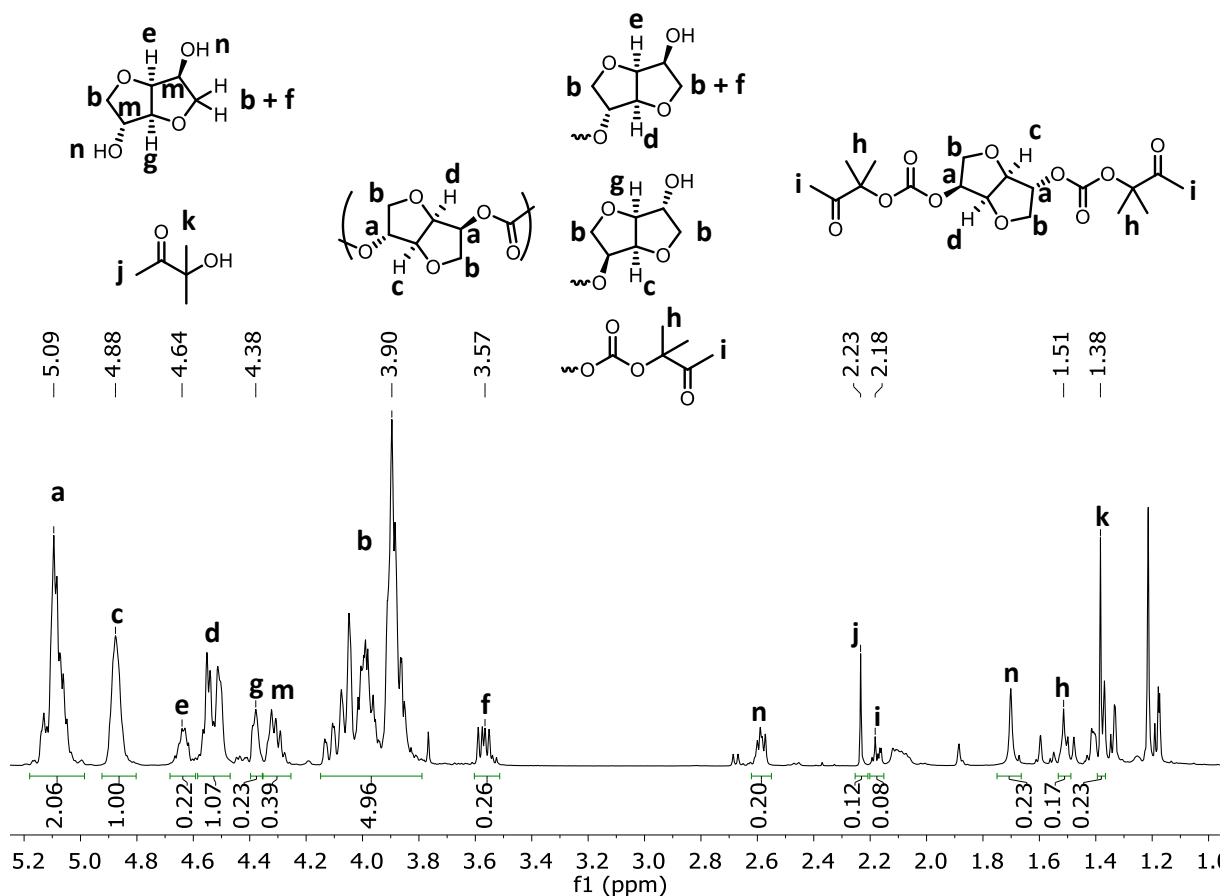
<sup>a</sup>: Organic salts known to be stable at high temperature were prepared according to previous study where their chemical structures are described[19]



**Figure 17:** ATR-IR spectra of the crude mixtures obtained after the oligomerization step. Experimental conditions: Isosorbide (1 eq) ; bisLC2 (1 eq) ; catalyst (0.05 eq) ; 140°C ; 24 h

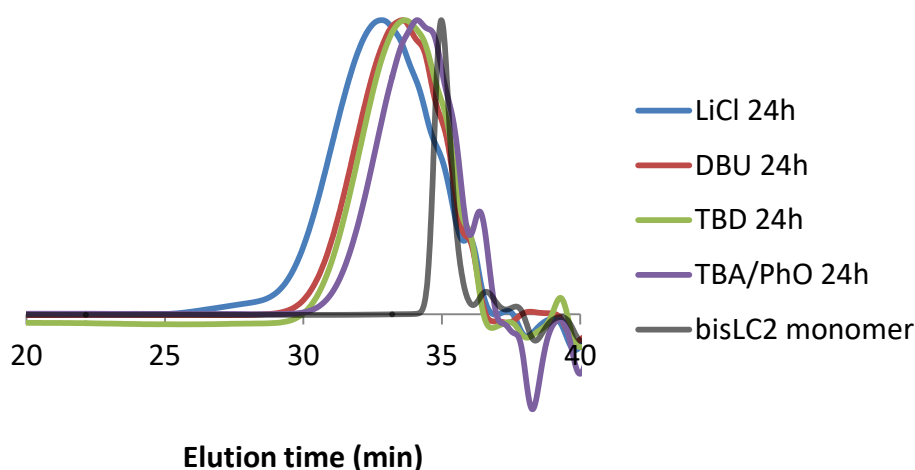
<sup>1</sup>H NMR characterization of the crude mixture obtained after 24 h with LiCl is depicted in Figure 18. As described before, presence of 5CC could generate multiple side-products that could explain non-assigned peak in the region of 1.10 – 1.70 ppm. In accordance with previous studies[9,20,21], the “endo” alcohol moiety was assigned to peak at 3.57 ppm

(peak **f**, methine) and 4.64 ppm (peak **e**, 1 H), whereas the “exo” one was assigned to the methine signal at 4.38 ppm (peak **g**, 1 H).



**Figure 18:** <sup>1</sup>H NMR of the crude mixture obtained after oligomerization step using LiCl as the catalyst. Experimental conditions: Isosorbide (1 eq) ; bisLC2 (1 eq) ; LiCl (0.05 eq) ; 140°C ; 24 h

Figure 19 illustrates the SEC chromatograms of the crude polymer synthesized with most efficient catalysts. The presence of oligomers (dimers, trimers, tetramers and longer oligomers) is evidenced with multiple shoulders on the SEC profile when DBU, TBD and TBA/PhO<sup>-</sup> were used as catalysts, whereas LiCl delivered oligomers with higher molar masses. Still, unlike 1,4-butanediol, the molar masses of the oligomers are low, even though the repeating units (isosorbide carbonate) are of higher mass, indicating lower diol conversion and thus lower DP.



**Figure 19:** GPC chromatograms of the crude mixtures obtained after oligomerization step. Experimental conditions: Isosorbide (1 eq) ; bisLC2 (1 eq) ; catalyst (0.05 eq) ; 140°C ; 24 h

### III-2-b-ii) Chain-extension step

Based on the oligomerization step observations, the synthesis of poly(isosorbide carbonate) was carried out using LiCl as the catalyst. Various oligomerization and chain extension times and temperatures were tested to evaluate their influence on polymer molar mass and its thermal properties. Results are presented in Table 6. But, prior results discussion, one would like to underline a general observation. The so-produced polymers were most of the time hardly soluble in common organic solvents (acetonitrile, tetrahydrofuran, dichloromethane, chloroform, dimethylformamide, dimethylsulfoxide...) rendering their purification and structural characterization hard to perform accurately. These solubility concerns are not reported in the literature for homopoly(isosorbide carbonate), and, in our case, are most likely due to defects in the polymer backbone or partial crosslinking/branching caused by side-reactions. This is illustrated by the SEC profiles (see Fig. 20) of the polymers recorded in DMF as the eluent that present a bimodal-like shape with a sharp peak at long elution times and a broad shoulder at short elution times. This second broad peak was attributed to the presence of aggregates in DMF which formation was confirmed by DLS measurements that exhibited two particles sizes (13.9 nm, st. dev = 3.6 and 133.9 nm, st. dev = 44.1 in number distribution). Thus, dispersity and number average molar mass  $M_n$  could be biased. By overlaying the chromatograms, one can still compare different polymer populations and assess which one has the higher molecular weights.

According to our previous investigations, the chain extension of the oligomers was conducted for 6 h at 140 °C under high vacuum (Table 6, entry 1). Surprisingly, the resulting crude mixture only afforded oligocarbonates of  $M_n = 700$  g/mol, which is rather similar to the value obtained after the oligomerization step. Still, reprecipitation in methanol allowed the recovery of higher molar masses chains ( $M_n = 2,500$  g/mol), which represented 25 % in

mass of the crude mixture. Contrary to what was obtained at the end of the oligomerization step, the endo/exo ratio is of 1.7 which indicates a lower reactivity for the “endo” alcohol. When the chain extension temperature was increased to 180 °C, a polymer with a slightly higher molar mass of 3,000 g/mol (after precipitation) could be afforded (Table 6, entry 2), supposedly due to a lowering of the reaction media viscosity. Indeed, chain mobility limitations were observed when the reaction was left at 140 °C as soon as the chain extension step started and satisfying stirring of the reaction media could not be maintained. Thus, it is believed that, for the same reaction time, increasing the temperature would allow more transcarbonation reactions as alcohol and carbonate functions on different oligomers are more likely to collide. Similarly, increasing the reaction time of the chain extension step from 6 h to 20 h led to significant increase of molar masses of the crude sample up to 2,200 g/mol (Table 6, entries 3-4, Figure 20).

**Table 6:** Chain-extension tests with different oligomerization and chain-extension times and temperature. Experimental conditions: Isosorbide (1 eq) ; bisLC2 (1 eq) ; LiCl (0.05 eq)

Entry	Oligomerization		Chain extension <sup>a</sup>		Mn ; (Crude ; g/mol) ; [D]	Mn ; (Precipitated ; g/mol) ; [D]	endo/ exo <sup>b</sup>	Tg (°C)	Td (°C)
	Time	T°C	Time	T°C					
1	24h	140°C	6h	140°C	700 ; [1.86]	2500 ; [3.2]	1.7	119	273
2	24h	140°C	6h	180°C	800 ; [79]*	3000 ; [32]*	1.6	118	275
3	3h	140°C	20h	140°C	1400 ; [12]*	2780 ; [12]*	2	124	288
4	3h	140°C	20h	180°C	2200 ; [15]*	2100 ; [8.56]*	1.75	132	305
5 <sup>c</sup>	3h	140°C	20h	180°C	782 ; [1.63]	1880 ; [1.21]	2.11	116	300
6 <sup>d</sup>	3h	140°C	20h	180°C	860 ; [1.67]	2000 ; [1.21]	1.75	121	310
7 <sup>e</sup>	3h	140°C	20h	180°C	880 ; [1.64]	2000 ; [1.40]	1.88	122	292
8 <sup>f</sup>	3h	140°C	3h	140°C	1500 ; [1.96]	2700 ; [1.48]	1.58	124	306
9 <sup>f</sup>	3h	140°C	3h	240°C <sup>g</sup>	3100 ; [3.6]	2200 ; [3.0]	0.91	124	327

<sup>a</sup>: Light vacuum was first applied, and then increased after 3h to reach 10 Pa. When specified, T°C was increased to 180°C after 3h at light vacuum.

<sup>b</sup>: endo/exo ratio was calculated by <sup>1</sup>H NMR on the precipitated polymers.

<sup>c</sup>: 1.1eq of ISB was used instead of 1.

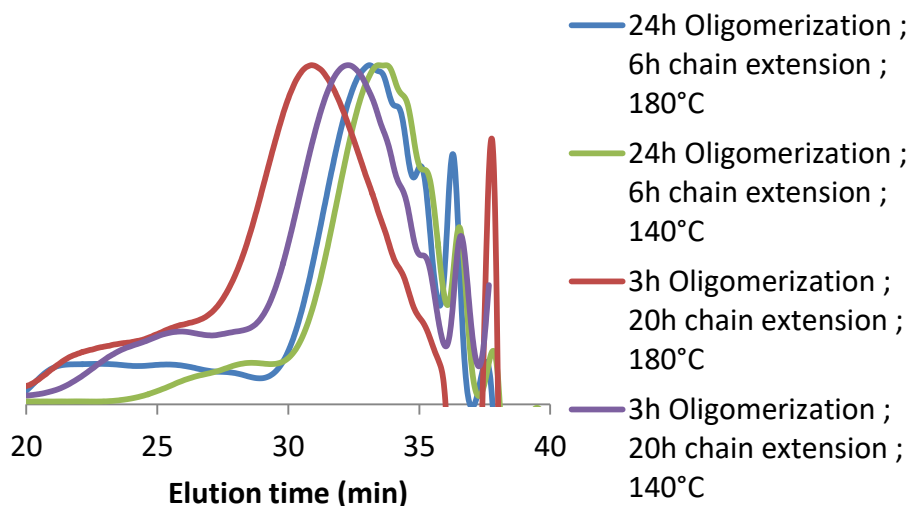
<sup>d</sup>: 1.05eq of ISB was used instead of 1.

<sup>e</sup>: 1.05eq of bisLC was used instead of 1.

<sup>f</sup>: Specific polycondensation reactor was used to overcome mass transfer limitations.

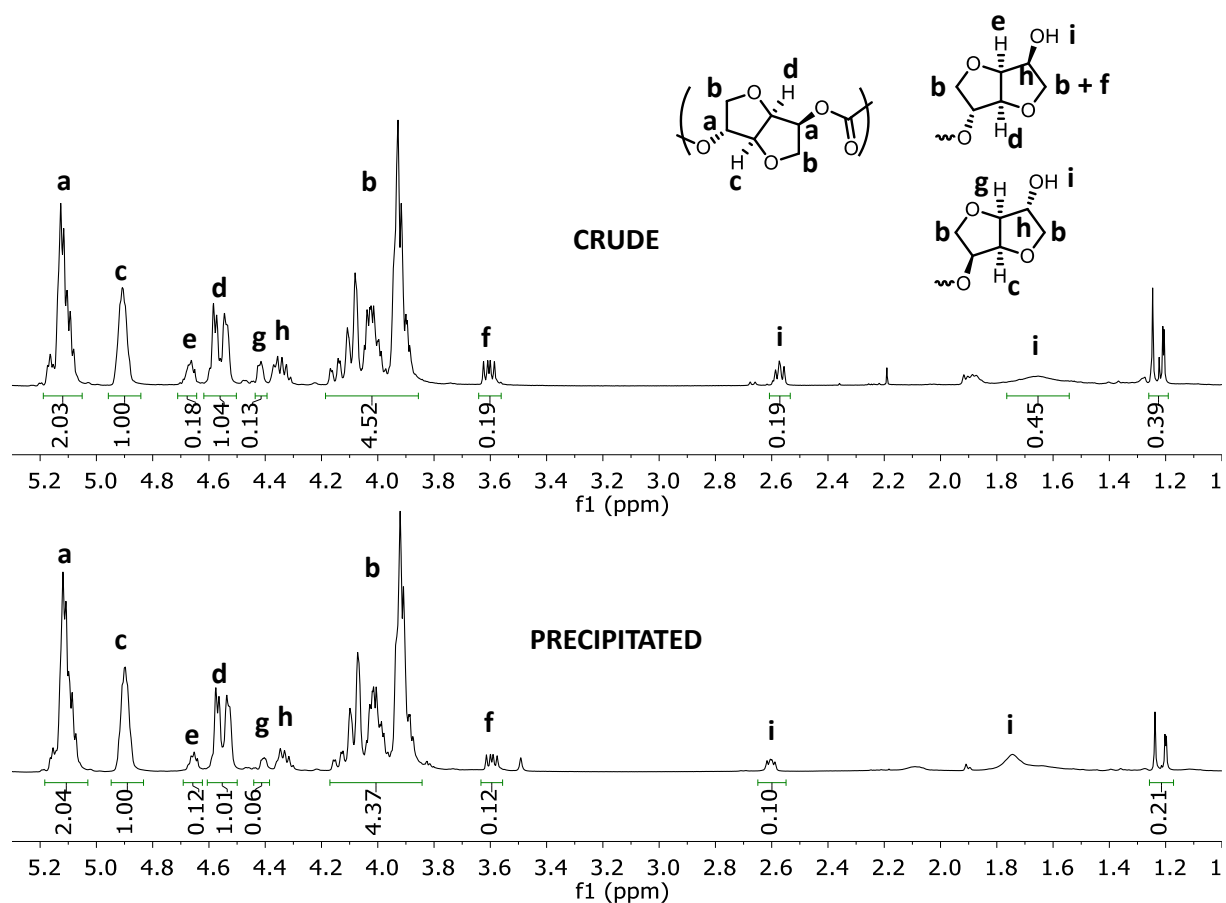
<sup>g</sup>: T °C was increased by 20°C every 30min. Final T °C of 240°C was applied for 30min.

\*: Unrealistic values of dispersities biased by the presence of significant amounts of aggregates

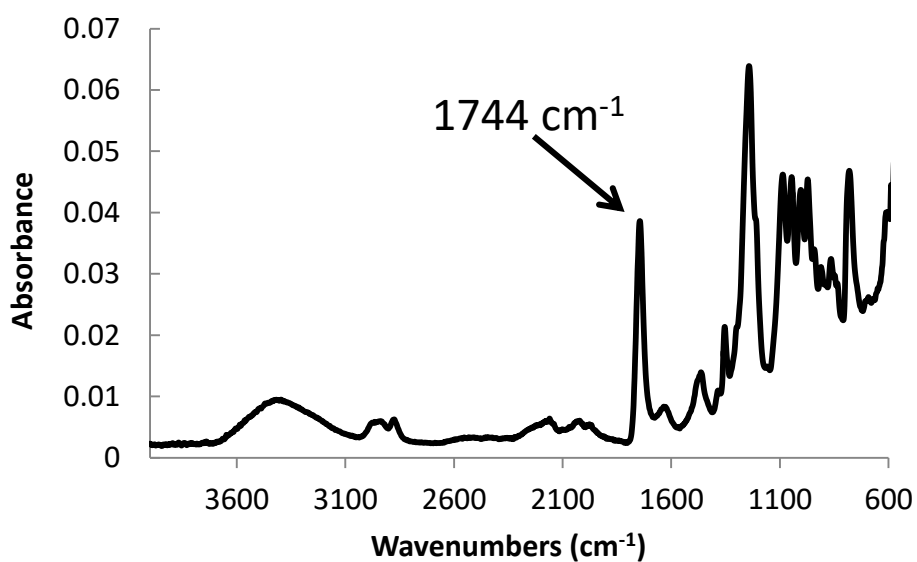


**Figure 20:** GPC chromatograms of crude mixtures after chain-extension step for different oligomerization and chain-extension times and temperatures. Experimental conditions: Isosorbide (1 eq) ; bisLC2 (1 eq) ; LiCl (0.05 eq)

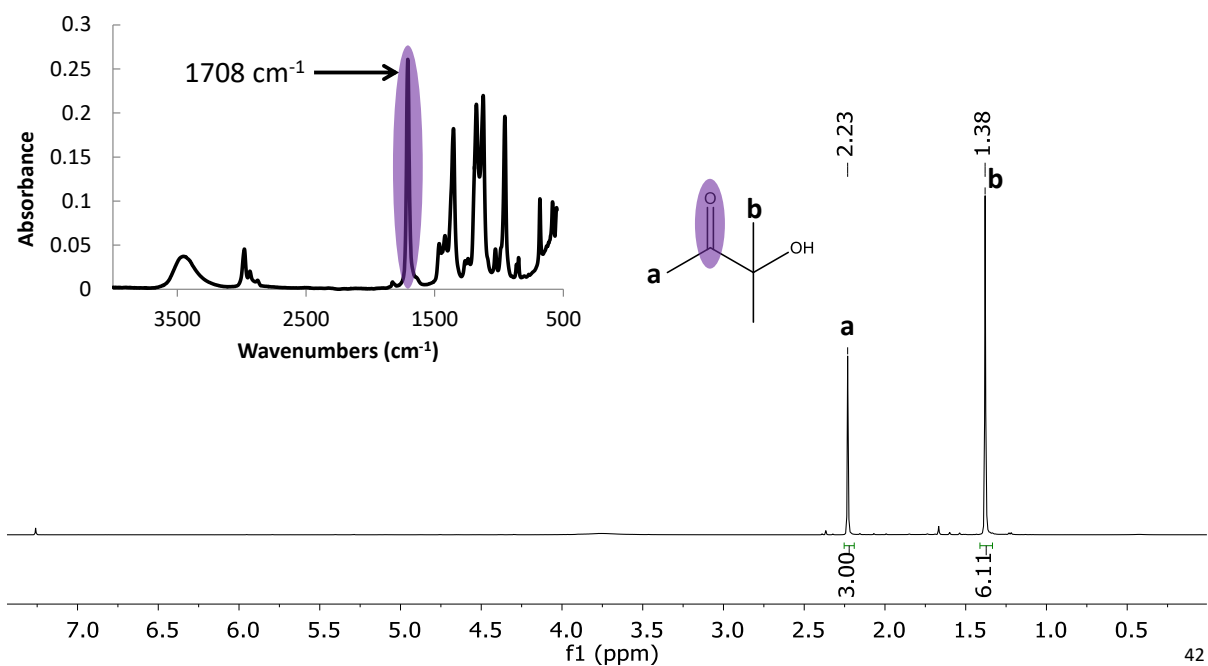
Typical  $^1\text{H}$  NMR spectra of the crude and precipitated polymers are presented in Figure 21. As no cyclic carbonate traces were detected in ATR-IR (see Fig. 22), the two peaks at 1.17 and 1.21 ppm were assigned to defects within the polymer microstructure resulting from 5CC ring opening or side products. After reprecipitation, the ratio between the integration values of these peaks and signals specific to the isosorbide chain ends decreased, in accordance with short chains removal evidenced by GPC analysis (Fig. 20). As it was mentioned in the case of 1,4-butanediol, the final polymer synthesized seems to only have isosorbide alcohol moieties as chain ends, as no bisLC2 signals could be found via NMR characterization. Stoichiometric deviations caused by 5CC formation and its ring-opening as side reaction thus justify the limitations in terms of affordable molar masses. However, the evaporated fraction recovered in the cold trap did not justify the absence of side products in the crude mixture, as pure hydroxyketone was collected at the end of the chain-extension step (see Figure 23 for  $^1\text{H}$  NMR and ATR-IR spectra).  $^{13}\text{C}$  NMR spectrum of the precipitated polymer, presented in Figure 24, showed characteristic isosorbide carbonate linkages with peak resonance at 154 ppm, 153.5 ppm and 153.2 ppm (peak **a**) indicating a random distribution of endo-endo, endo-exo and exo-exo carbonate linkages in the polymer backbone. The non-assigned peak in the region of 70 – 90 ppm can be correlated to isosorbide chain ends entities, confirmed by 2D NMR. The unidentified peak at 27 ppm was correlated to peaks at 1.17 and 1.21 ppm in  $^1\text{H}$  NMR, supposedly due to defects in the polymer backbone brought by 5CC ring opening side reactions. Alike the supposition we did for poly(butylene carbonate), these signals could correspond to a ketal linkage but the complexities of the NMR spectra as well as the chemistry behind the polymerization system prevent us to draw any undoubtable conclusions.



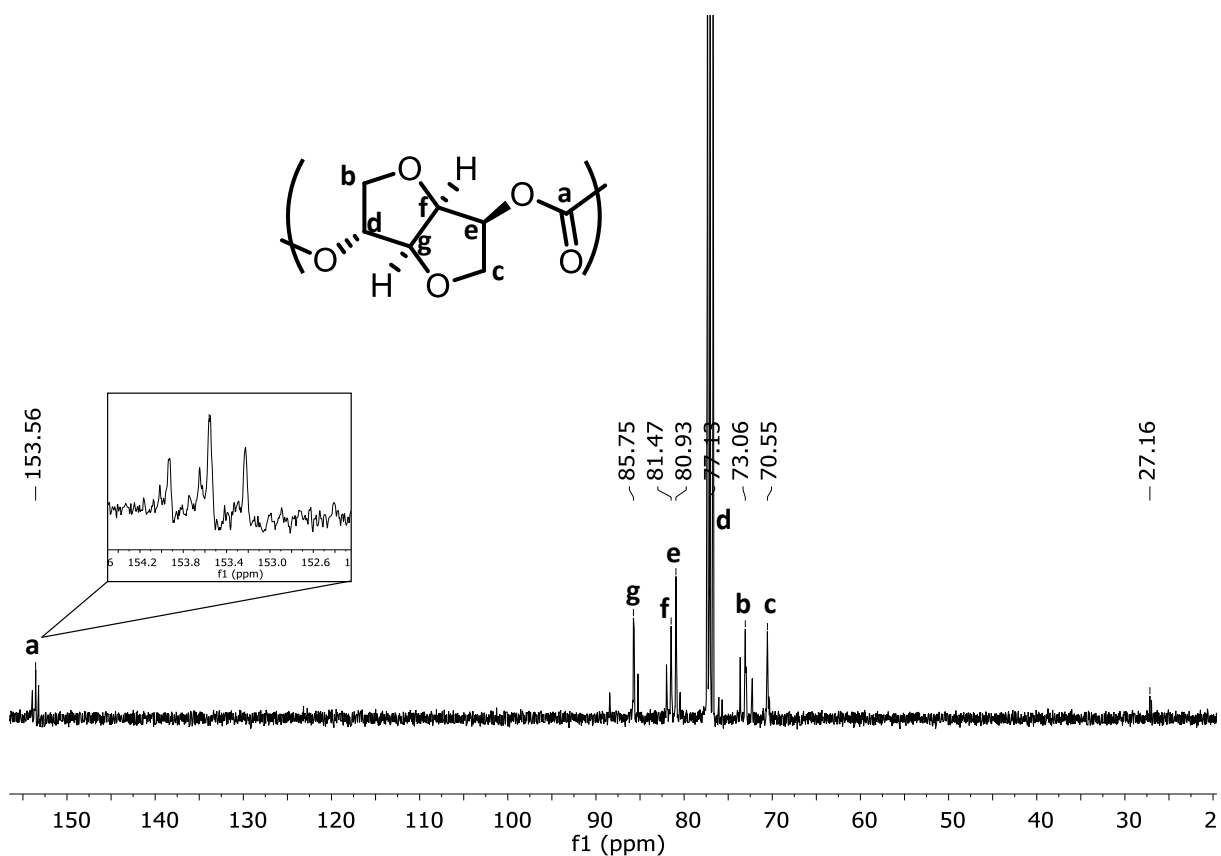
**Figure 21:**  $^1\text{H}$  NMR spectra of crude (a) and precipitated (b) products obtained after chain-extension step. Experimental conditions: Isosorbide (1 eq) ; bisLC2 (1 eq) ; LiCl (0.05 eq) ; 140 °C for both steps ; 23 h (Table 6 entry 3)



**Figure 22:** ATR-IR spectrum of the crude mixture obtained after chain-extension step. No 5CC could be detected. Experimental conditions: Isosorbide (1 eq) ; bisLC2 (1 eq) ; LiCl (0.05 eq) ; 140 °C for both steps ; 23 h (Table 6 entry 3)

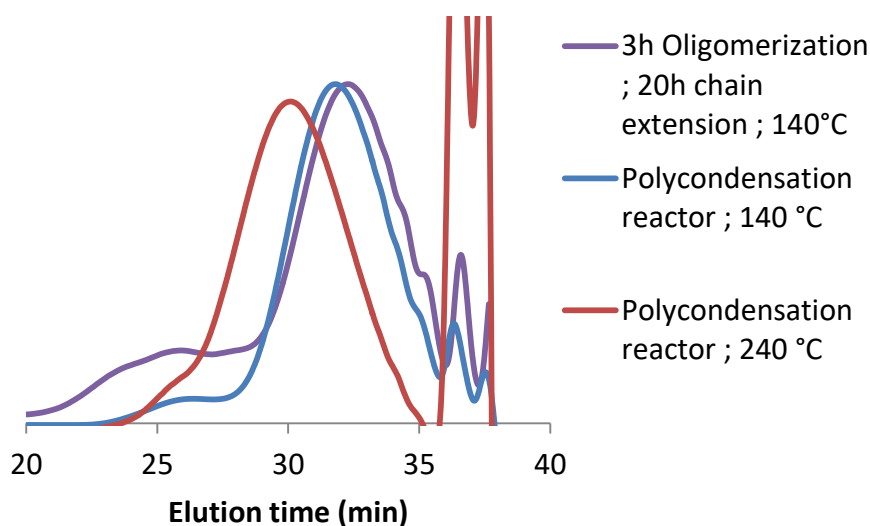


**Figure 23:** ATR-IR and  $^1\text{H}$  NMR spectra of the recovered fraction in the cold trap after chain-extension step. Pure hydroxyketone is collected. Experimental conditions: Isosorbide (1 eq) ; bisLC2 (1 eq) ; LiCl (0.05 eq) ; 140 °C for both steps ; 23 h (Table 6 entry 3)



**Figure 24:**  $^{13}\text{C}$  NMR spectrum of the precipitated polymer obtained after chain-extension step. Experimental conditions: Isosorbide (1 eq) ; bisLC2 (1 eq) ; LiCl (0.05 eq) ; 140 °C for both steps ; 23 h (Table 6 entry 3)

Changing the number of equivalents of monomers to better avoid stoichiometric concerns was tried, but did not prove its efficiency on the overall molar masses afforded for both the crude and precipitated polycarbonates (Table 6, entries 5-7). As chain mobility limitations due to high viscosity increase seem to prevent from satisfying chain-extension of the oligocarbonates, experiments were carried out in a proper high-temperature polycondensation reactor equipped with mechanical stirrer. Due to limited access to the equipment (provided by UMons partner – CIRMAP Laboratory), shorter reaction times were applied. Still, great increase of the molar masses was observed at 140 °C after only 3 h of oligomerization and 3 h of chain-extension step compared to results obtained in glass flasks (Table 6, entry 8). Applying a temperature ramp of 40 °C/h up to 240 °C led to the best result in terms of molar masses with  $M_n$  up to 3,100 g/mol of the crude sample (see Fig. 25 for GPC chromatograms) and endo/exo ratio close to 1 (0.91; Table 6, entry 9).

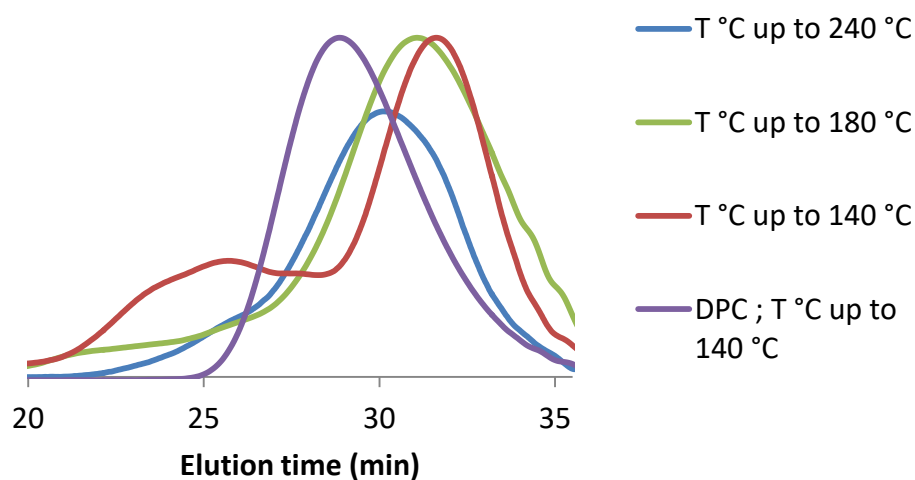


**Figure 25:** GPC chromatograms comparison of polycondensation reactor performances over glass reactors. Experimental conditions: Isosorbide (1 eq) ; bisLC2 (1 eq) ; LiCl (0.05 eq).

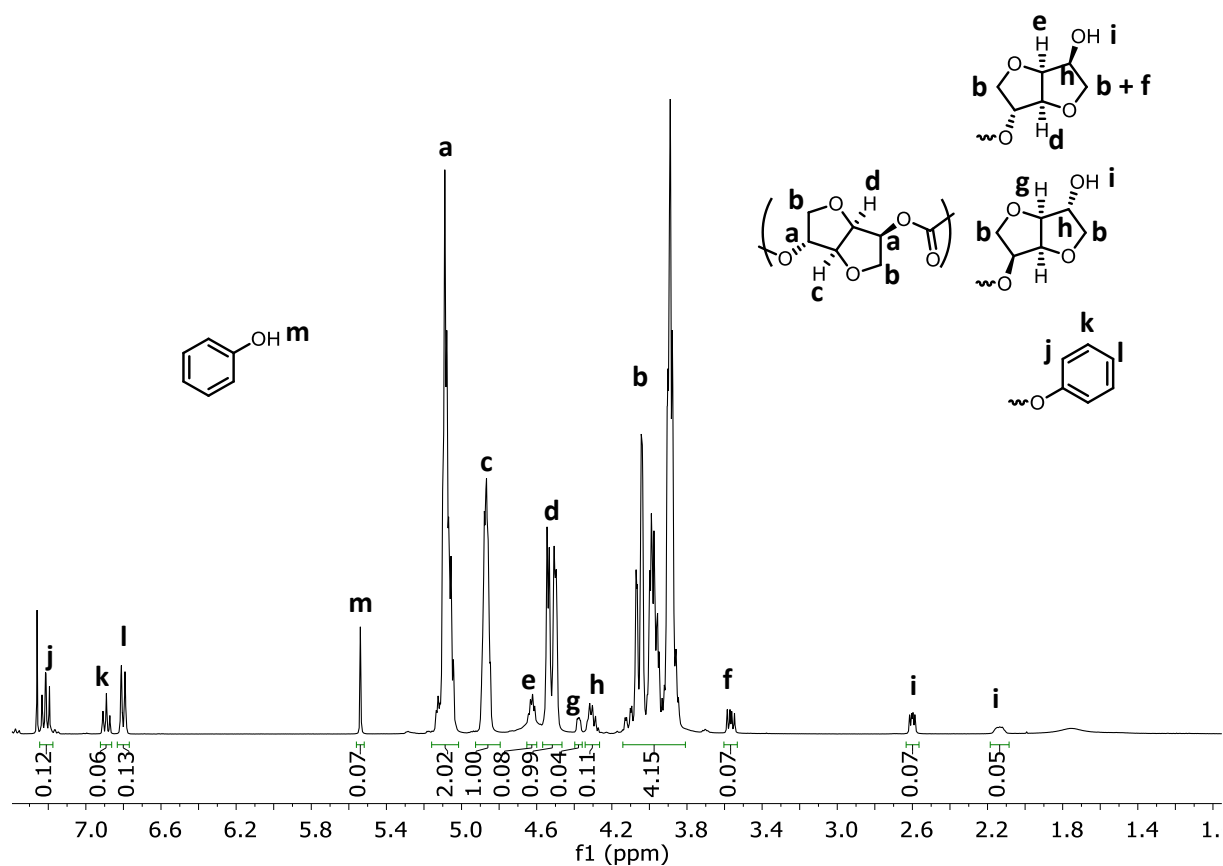
To compare our approach with more traditional polycondensation methods for the synthesis of poly(isosorbide carbonate), the standard conditions of 3 h for the oligomerization step and 20 h for the chain extension step at 140 °C were applied using DPC as the carbonylating agent instead of bisLC2, with LiCl as the catalyst. Higher  $M_n$  was obtained using DPC ( $M_n = 5,500$  ;  $D = 2.14$ , endo/exo = 2.15) as highlighted by the SEC chromatograms, presented in Fig. 26, that compares molecular weights obtained using DPC or our approach. In addition, the polymer was well soluble in DMF in accordance with previous reports in the literature, indicating that solubility concerns for poly(isosorbide carbonate) using bisLC2 as monomer should be brought by side-reactions, generating defects or partial crosslinking/branching of the polymer backbone. In fact,  $^1\text{H}$  NMR spectra (see Fig. 27) of the crude product obtained with DPC showed no defect with absence of peaks at 1.17 ppm and 1.21 ppm. Interestingly, both alcohol and carbonate chain ends (peak **h** and **i**) could be identified, presumably in equimolar quantities. Even if our approach is not yet competitive with DPC, the molar mass



of the DPC polymer is also limited supposedly due to challenging removal of phenol as the polycondensation by-product at 140 °C, as well as chain mobility limitations.



**Figure 26:** GPC chromatograms comparison between using bisLC2 or DPC as carbonylating agent. If not specified, the monomer used with Isosorbide was bisLC2.

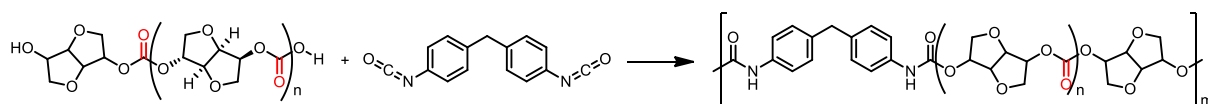


**Figure 27:**  $^1\text{H}$  NMR spectrum of the crude mixture obtained after chain-extension step using conventional DPC as carbonylating agent. No defects were observed. Experimental conditions: Isosorbide (1 eq) ; DPC (1 eq) ; LiCl (0.05 eq).

Regarding thermal properties, no significant differences of  $T_g$  and  $T_d$  were observed for all poly(isosorbide carbonates) synthesized, apart from the known fact that  $T_g$  and  $T_d$  increase when  $M_n$  increase. Still,  $T_g$  in the range of 119 – 132 °C are consistent with the rather low  $M_n$  obtained when compared to the literature [21-23].

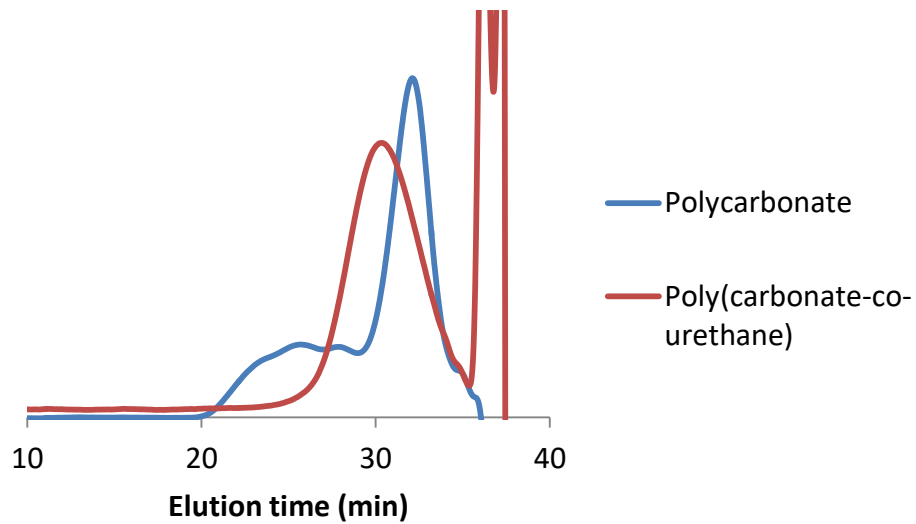
### III-2-b-iii) $CO_2$ -based polyurethane synthesis with poly(isosorbide carbonate)

Capitalizing on previous polymer characterizations and hypotheses we did, one can assume that poly(isosorbide carbonate) chains are mostly end-capped by OH functions, so that they can be considered as hydroxyl telechelic polycarbonates that could serve as polyol to build polyurethane. To confirm our predictions, the step-growth copolymerization of a representative poly(isosorbide carbonate) (recalculated  $M_n = 1,030$  g/mol from NMR on the base of the chain ends, see experimental section for details) with 4,4'-methylene diphenyl diisocyanate (MDI) was carried out in dry DMF to obtain  $CO_2$ - and partially bio-based poly(carbonate-co-urethane) using dibutyltin dilaurate as a catalyst under  $N_2$  atmosphere (see Scheme 4).

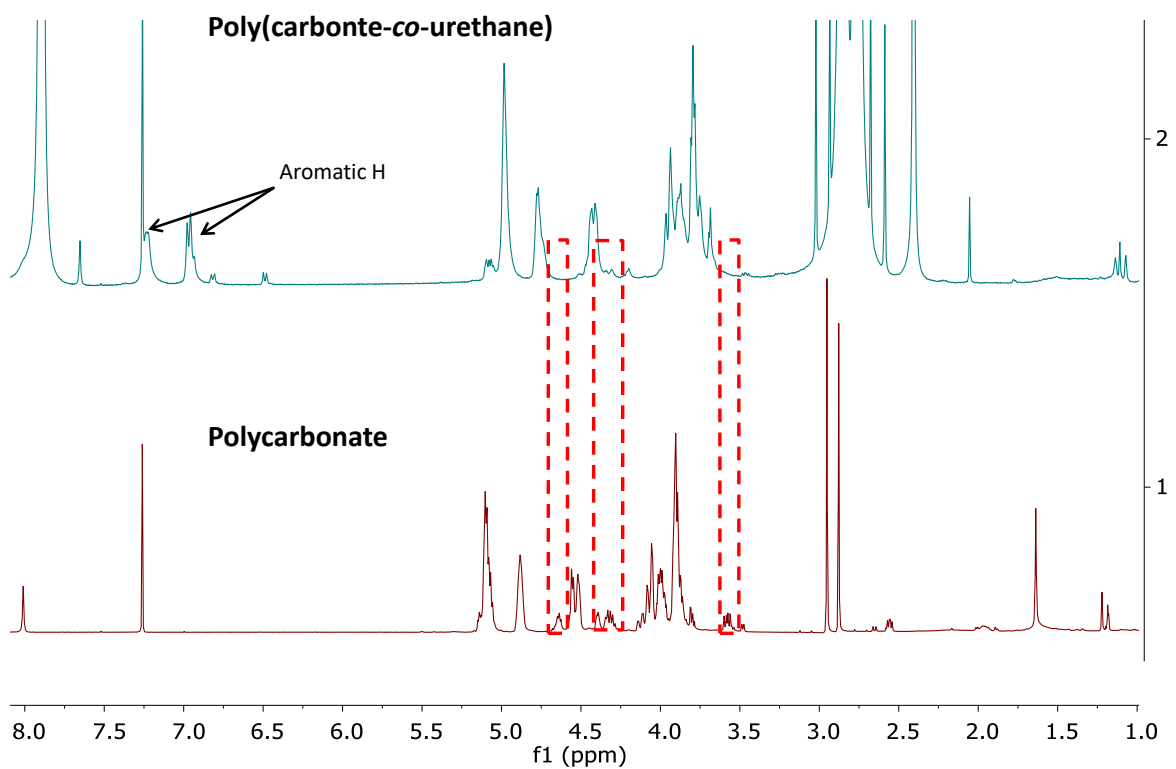


**Scheme 4:** Synthesis of poly(carbonate-co-urethane) using hydroxyl telechelic poly(isosorbide carbonate) and MDI

After only 2 h of reaction, significant increase of the viscosity was observed, preventing satisfying stirring of the solution. The obtained crude mixture was composed of polymer swollen by DMF (gel-like material), so it was dried under vacuum at 140 °C for 2 h. The recovered solid was hardly soluble in common organic solvents, but could be partly dissolved in a large volume of DMF. The soluble fraction was subjected to SEC analysis and  $^1H$  NMR characterizations. In accordance with viscosity increase during the reaction, increase of molar mass could be observed in GPC (see Fig. 28,  $M_n = 3,000$  g/mol ;  $D = 2.41$ ). The  $^1H$  NMR spectrum (see Fig. 29) confirmed the consumption of OH functions with significant decreasing of chain-ends signals at 3.57 ppm ; 4.38 ppm and 4.64 ppm, and appearance of aromatic protons indicating incorporation of MDI structure in the polymer backbone. Due to the partial solubility of the obtained gel-like material, the NMR spectrum might not be representative of the final copolymer, and more investigation should be carried out to better understand the molecular structure. However, improvement of thermal properties with a new  $T_g$  of 152 °C for the poly(carbonate-co-urethane) synthesized is consistent with an increase of the molar mass, indicating successful chain extension of hydroxyl telechelic poly(isosorbide carbonate) with MDI.



**Figure 28:** GPC chromatograms of the crude mixture of poly(carbonate-co-urethane) synthesized (red curve) and the precursor poly(isosorbide carbonate) used as hydroxyl telechelic polymer (blue curve)



**Figure 29:** <sup>1</sup>H NMR spectra comparison of the poly(carbonate-co-urethane) synthesized and the precursor poly(isosorbide carbonate) used as hydroxyl telechelic polymer

### III-2-c) Co-polycarbonate synthesis with isosorbide and bisLC monomers

To extend the scope of isosorbide-based polycarbonates as new carbonylating agents, “hetero”polycondensations of isosorbide with bisLC of different structures (where  $R \neq R'$ , see Fig. 4) were carried out. This would provide copolycarbonates alternating isosorbide carbonate and other carbonate units within the same polymer skeleton. The experimental approach was similar to our previous studies. Oligomerization time and temperature were set to 3 h and 140 °C, whereas chain-extension was performed during 20 h at 140 °C or 180 °C. Incorporating aliphatic butylene motif within the polymer microstructure would lower the  $T_g$  while it is expected to increase with the aromatic phenylenebis(methylene) motif compared to a pure homopoly(isosorbide carbonate). Regarding isomannide, similar properties to poly(isosorbide carbonate) are expected. Results are presented in Table 7.

Poly(isosorbide-*co*-isomannide carbonate) could be obtained with relatively low  $M_n = 540$  g/mol compared to homopoly(isosorbide carbonate) in similar conditions (see Table 7 entry 1). This result suggests that “endo” carbonate linkages of isomannide-based bisLC3 display poor reactivity toward transcarbonation reactions with isosorbide as the diol. Still, reprecipitation in methanol afforded polycarbonates of  $M_n = 1,970$  g/mol (60 % of crude mixture mass recovered). The estimated final endo/exo ratio calculated by  $^1\text{H}$  NMR on the precipitated polymer (see Fig. 30 for NMR spectrum) is of 1.45. The isosorbide/isomannide composition (peak **c** ; 1 H versus peak **e** ; 2 H) of the polymer backbone is of 1.33 meaning that the polymer chains are more likely terminated by isosorbide structures, which is in accordance with previous observations (OH terminated polymers). No bisLC3 signals could be found via NMR characterization. Alike homopoly(isosorbide carbonate), signals at 1.22 ppm and 1.18 ppm were observed, suggesting the presence of defects in the polymer backbone that result from side reactions, probably the ketal linkage formation. The SEC chromatogram of the precipitated polymer (Fig. 31, red curve) displayed the same solubilisation concerns as encountered with homopoly(isosorbide carbonate).

Poly(isosorbide-*co*-butylene carbonate) were obtained with moderate  $M_n$  of 1,400 g/mol (crude sample, Table 7, entry 2) using LiCl as the catalyst. Reprecipitation in methanol led to isolation of polymer chains of  $M_n = 3,000$  g/mol, but in very low amount (around 15 % of mass recovered from the crude mixture). Characterization by  $^1\text{H}$  NMR indicated an endo/exo ratio of 1.8, but a strange isosorbide/butylene composition within the polymer backbone of 0.59 was calculated. However, when the catalyst was changed to TBA/ $\text{PhO}^-$ , an increase of the molar mass of the precipitated polymers was measured with a  $M_n$  of 4,500 g/mol (Table 7, entry 3). The  $^1\text{H}$  NMR characterization of the purified polymer (see Fig. 32) highlighted an endo/exo ratio of 2 but an isosorbide/butanediol ratio of 0.83 (peak **f** ; 1 H versus peak **b** ; 4 H). Additionally, signals attributed to bisLC1 chain ends were detected (peak **i** ; 3 H and peak **j** ; 6 H), meaning that the reaction might have not come to completion. Once more, difficulties to fully solubilize the polymer surely indicate the occurrence of side-reactions

during the oligomerization and chain-extension step, as the SEC chromatogram also displays a bimodal-like shape (Fig 29, purple curve).

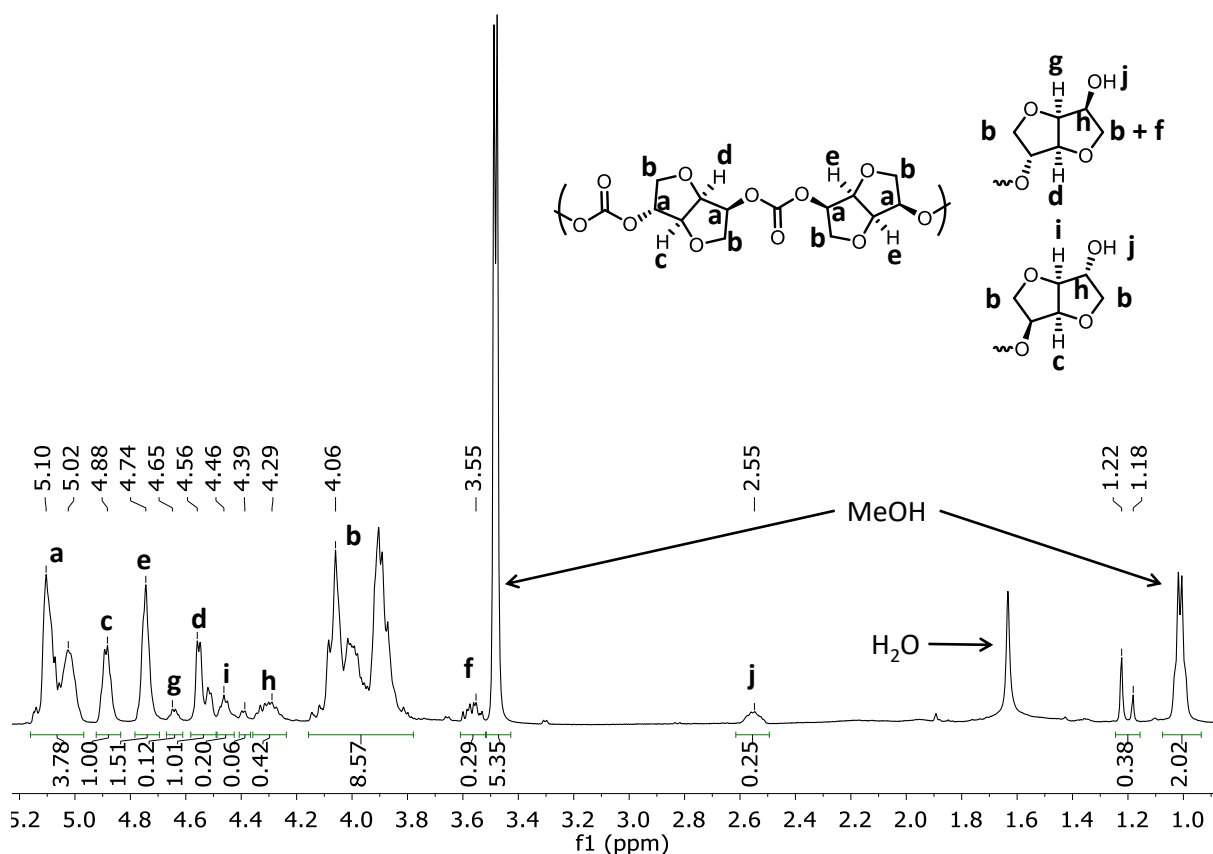
Poly(isosorbide-*co*-phenylenebis(methylene) carbonate) was synthesized according previous procedure, even though the high melting point of bisLC4 (132 °C) should quickly increase the viscosity of reaction media and consequently induce chain mobility limitations. Still, the crude polymer displayed a  $M_n$  of 1,000 g/mol (Table 7, entry 4) but was not totally soluble in common organic solvents, and hardly soluble in DMF as shown by the unrealistic dispersity value of 82 obtained in SEC, which is attributed to formation of aggregates. Thus, no NMR characterization could be performed, and thermal analysis by DSC and TGA were performed on the solid crude product since no precipitation of the polymer could be achieved. ATR-IR spectrum of the crude product, presented in Figure 33, indicates that the obtained polymer is a polycarbonate with characteristic band at 1742  $\text{cm}^{-1}$ . A shoulder around 1700  $\text{cm}^{-1}$  could be observed with relatively low intensity, suggesting that remaining ketone function of the unreacted bisLC4 monomer is present. This signal could also correspond to carbonate chain ends with ketone function, indicating that the reaction has not come to completion.

Regarding the thermal properties of the “hetero”copolycarbonates, all DSC analyses, presented in Figure 34, displayed a single  $T_g$ , which is in accordance with the expected alternating nature of the copolymers. A low  $T_g$  of 115 °C was obtained for poly(isosorbide-*co*-isomannide carbonate) due to low molecular weight of 1,970 g/mol. Interestingly, poly(isosorbide-*co*-butylene carbonate) displayed a  $T_g$  of 30 °C which is in between of what was obtained for both homopolycarbonates separately (around 120 °C for homopoly(isosorbide carbonate) and around – 40 °C for homopoly(butylene carbonate)), indicating that thermal properties of the copolycarbonate can be tuned by incorporating different repeating units. Poly(isosorbide-*co*-phenylenebis(methylene) carbonate) displayed an unexpectedly low  $T_g$  of 60 °C, supposedly due to the low molar masses afforded and the absence of purification of the sample.

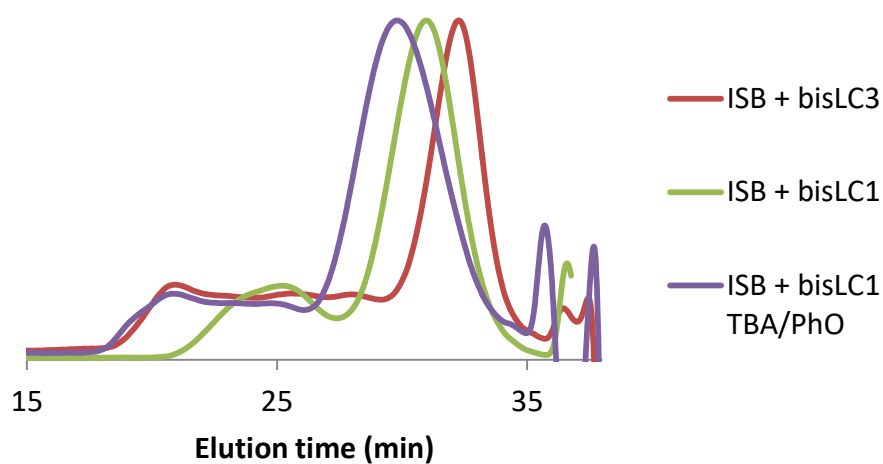
**Table 7:** Chain extension tests using different bisLC structures for the obtention of copolycarbonates. Experimental conditions: Isosorbide (1 eq) ; bisLC (1 eq) ; catalyst (0.05 eq) ; 140 °C for oligomerization step (3 h) ; 140 °C or 180 °C for chain extension step (20 h)

Entry	bisLC structure	CATA	Chain extension T °C	$M_n$ ; (Crude ; g/mol) ; [D]	$M_n$ ; (Precipitated g/mol) ; [D]	$T_g$ (°C)	$T_d$ (°C)
1	Isomannide (bisLC3)	LiCl	180 °C	540 ; [1.73]	1,970 ; [1.25]	115	290
2	Butanediol (bisLC1)	LiCl	140 °C	1,400 ; [2.11]	3,000 ; [1.68]	ND	260
3	Butanediol (bisLC1) Benzene	TBA/PhO	140 °C	ND	4,500 ; [1.84]	30	277
4	dimethanol (bisLC4)	LiCl	180 °C	1,000 ; [82]*	ND	60	237

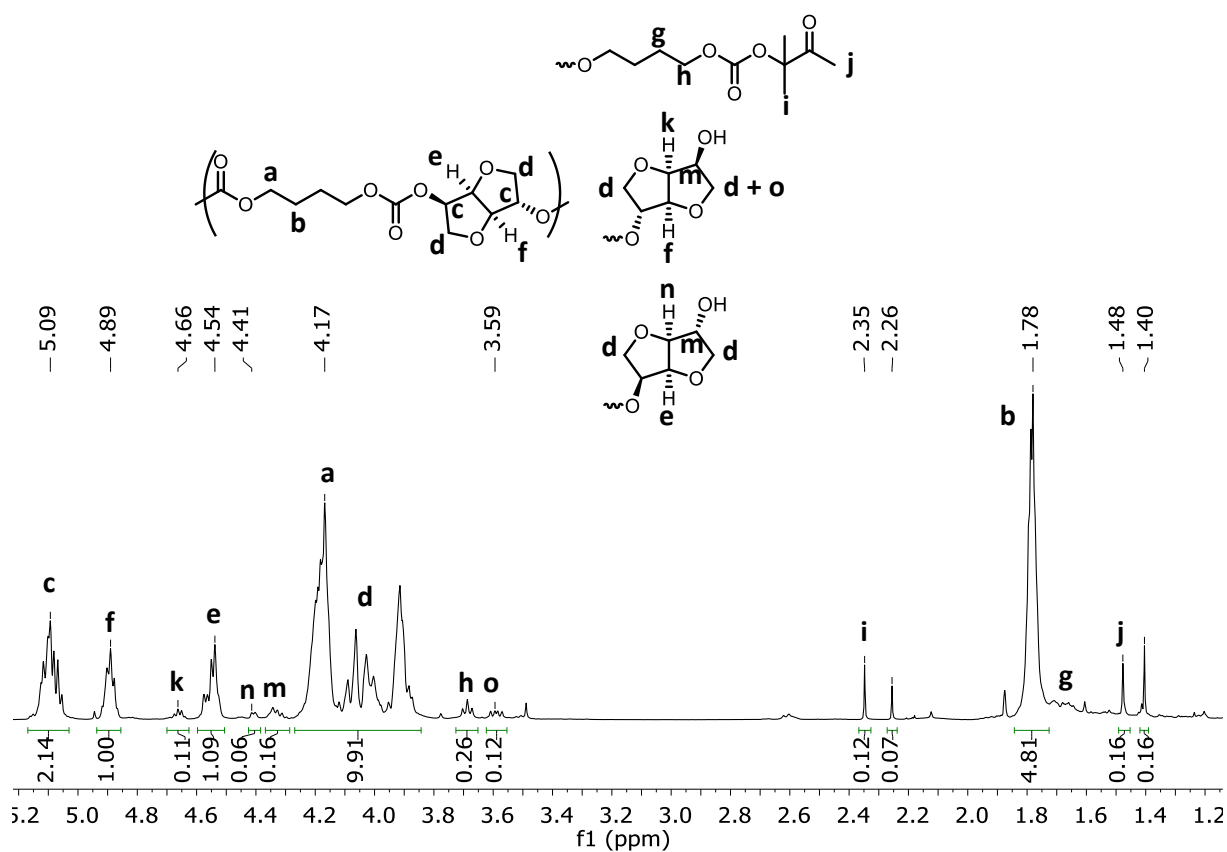
\*: Unrealistic values of dispersity biased by the presence of significant amounts of aggregates



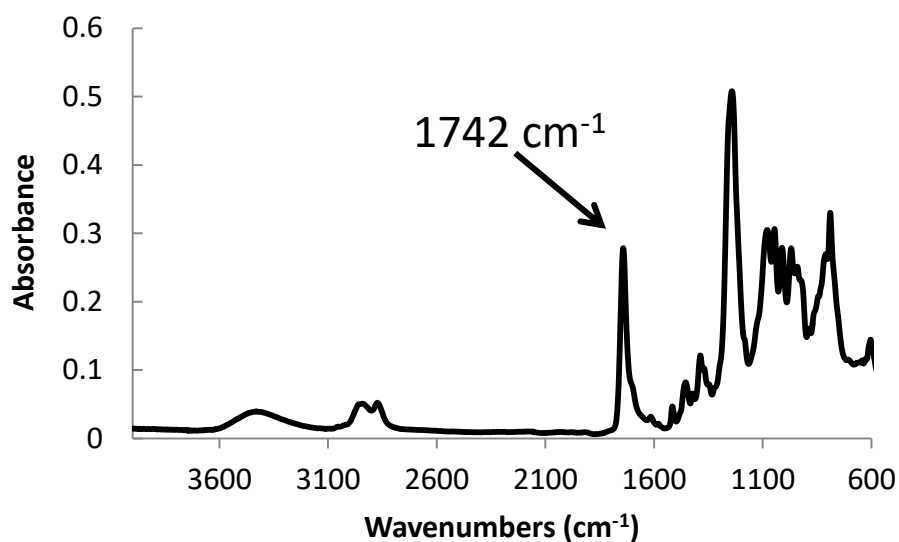
**Figure 30:** <sup>1</sup>H NMR spectrum of the precipitated poly(isosorbide-co-isomannide carbonate) obtained after chain extension. Experimental conditions: Isosorbide (1 eq) ; bisLC3 (1 eq) ; LiCl (0.05 eq) ; 23 h (Table 7, entry 1)



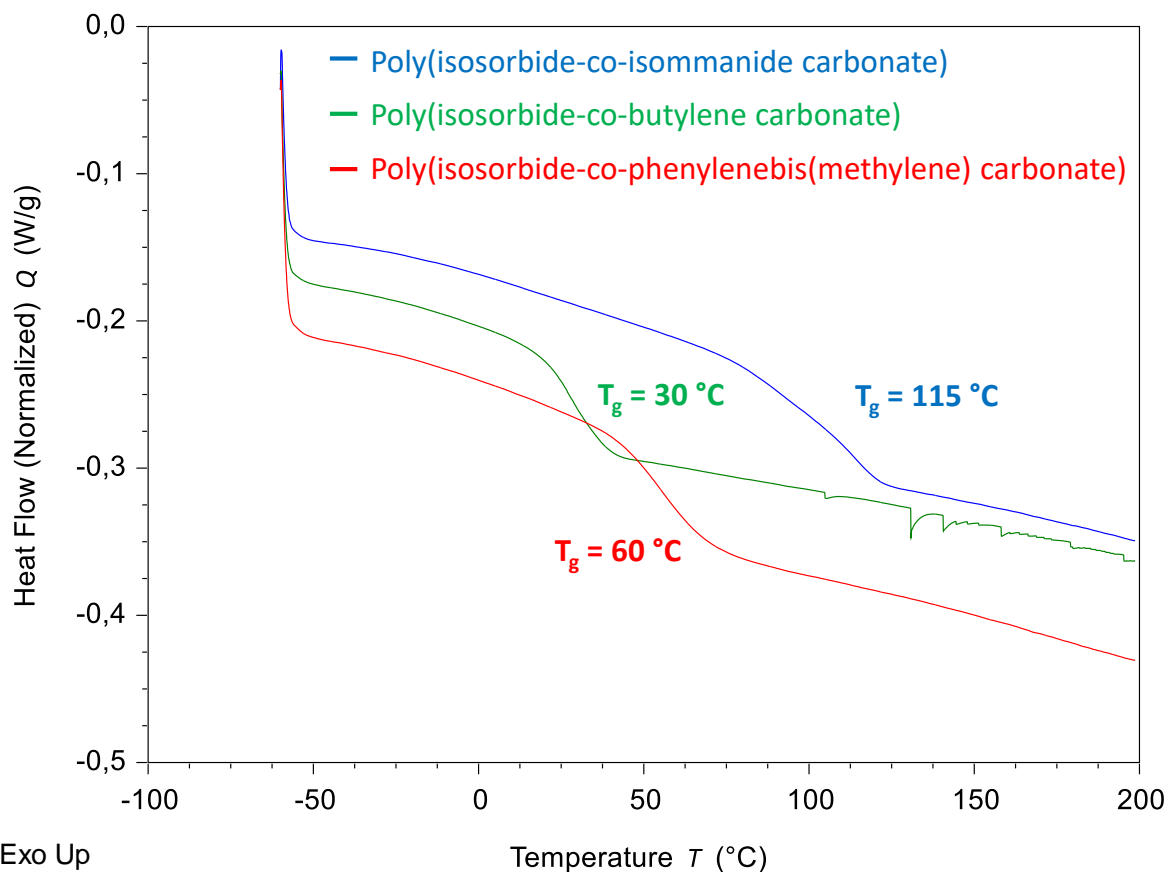
**Figure 31:** GPC chromatograms of the precipitated copolycarbonates obtained after chain extension. Experimental conditions: Isosorbide (1 eq) ; bisLC3 (1 eq) ; catalyst (0.05 eq) ; 23 h. If not specified, the catalyst used was LiCl



**Figure 32:**  $^1\text{H}$  NMR spectrum of the precipitated poly(isosorbide-co-butylene carbonate) obtained after chain extension. Experimental conditions: Isosorbide (1 eq) ; bisLC1 (1 eq) ; TBA/PhO<sup>-</sup> (0.05 eq) ; 23 h (Table 7, entry 3)



**Figure 33:** ATR-IR spectrum of the crude poly(isosorbide-co-phenylenebis(methylene) carbonate) obtained after chain extension. Experimental conditions: Isosorbide (1 eq) ; bisLC4 (1 eq) ; LiCl (0.05 eq) ; 23 h (Table 7, entry 4)



**Figure 34:** DSC curves of the copolycarbonates obtained after chain extension

#### IV) CONCLUSION :

A set of new bio- and CO<sub>2</sub>-based bis-oxo-carbonate synthons were successfully synthesized from 1,x-diols (with  $x > 3$ ) and  $\alpha$ CC in a simple and efficient manner to broaden the scope of accessible monomers entering in the production of polycarbonates. Deep understanding of the mechanism was proposed by kinetic monitoring and molecular modelling techniques, opening the way for future greener synthesis of chemicals and polymer materials. By modulating the diol structure, new building blocks with tunable properties (melting temperature, thermal degradation) can be envisaged, e.g. by incorporation of aliphatic, cyclic, aromatic motifs with different pendant groups on the monomers. Notably, this synthetic strategy involving CO<sub>2</sub>-based  $\alpha$ CC could be extended to secondary diamines instead of diols for the synthesis of bis-oxo-carbamate monomers. Polycarbonates were then synthesized via melt-polycondensation processes including a first oligomerisation step followed by the chain extension under vacuum. A careful investigation of the reactivities of the newly created bis-oxo-carbonate monomers and structural elucidation of the oligomer/polymer microstructure highlighted unexpected side reactions due to the presence of a ketone moiety, i.e. the formation of thermodynamically favoured 5CC which induced stoichiometric deviations that would perturb chain-extension of the oligomers and their decomposition, probably to deliver a ketal linkage. One would like to underline our attempts to elucidate the exact polymer microstructure by complementing our analyses with MALDI-



TOF characterization. However the highly complex spectra prevented us to draw any conclusion in view of the multiple population of chains with different chains ends and possible repeating units. Still, poly(butylene carbonate) and poly(isosorbide carbonate), as well as copolycarbonates with two different repeating units were isolated and purified with moderate molecular weights. So far, detailed identification of side reactions leading to incorporation of defects in the polymer backbone was not fully achieved, but hypothetical pathways were proposed for the formation of ketal linkages by ring-opening of 5CC side-product that could explain unassigned peaks observed in  $^1\text{H}$  NMR. Unfortunately, model reactions on mono-functional organic molecules that would help to better understand the different reactivities and side-reactions were not possible in this case as experimental conditions (melt-state, high temperature) are not suitable for such chemicals. To improve the range of affordable molar masses of polycarbonates for the obtention of valuable materials in terms of thermo-mechanical properties, efforts on the catalytic system to selectively activate the transcarbonation reaction without the occurrence of side reactions on the ketone group are needed. Another way to achieve this aim would be to protect the ketone group under the form of acetals prior the melt-polycondensation step. However, such protecting strategy would require an additional step and optimization of the monomer post-modification.

## REFERENCES

- [1] G. Abts, T. Eckel, R. Wehrmann, Polycarbonates, Ullmann's Encyclopedia of Industrial Chemistry 2014 pp. 1-18.
- [2] W. Yu, E. Maynard, V. Chiaradia, M.C. Arno, A.P. Dove, Aliphatic Polycarbonates from Cyclic Carbonate Monomers and Their Application as Biomaterials, Chem. Rev. (2021).
- [3] S. Fukuoka, M. Kawamura, K. Komiyama, M. Tojo, H. Hachiya, K. Hasegawa, M. Aminaka, H. Okamoto, I. Fukawa, S. Konno, A novel non-phosgene polycarbonate production process using by-product CO<sub>2</sub> as starting material, Green Chem. 5(5) (2003) 497-507.
- [4] G. Rokicki, Aliphatic cyclic carbonates and spiroorthocarbonates as monomers, Prog. Polym. Sci. 25(2) (2000) 259-342.
- [5] K. Tomishige, Y. Nakagawa, M. Tamura, Production of Diols from Biomass, in: Z. Fang, J.R.L. Smith, X. Qi (Eds.), Production of Platform Chemicals from Sustainable Resources, Springer Singapore, Singapore, 2017, pp. 343-373.
- [6] F. Fenouillot, A. Rousseau, G. Colomines, R. Saint-Loup, J.P. Pascault, Polymers from renewable 1,4:3,6-dianhydrohexitols (isosorbide, isomannide and isoidide): A review, Prog. Polym. Sci. 35(5) (2010) 578-622.
- [7] M. Zhang, Y. Tu, Z. Zhou, G. Wu, Balancing the transesterification reactivity of isosorbide with diphenyl carbonate: preferential activation of exo-OH, Polym. Chem. (2020).
- [8] Z. Yang, L. Liu, H. An, C. Li, Z. Zhang, W. Fang, F. Xu, S. Zhang, Cost-Effective Synthesis of High Molecular Weight Biobased Polycarbonate via Melt Polymerization of Isosorbide and Dimethyl Carbonate, ACS Sustainable Chem. Eng. (2020).
- [9] Z. Zhang, F. Xu, H. He, W. Ding, W. Fang, W. Sun, Z. Li, S. Zhang, Synthesis of high-molecular weight isosorbide-based polycarbonates through efficient activation of endo-hydroxyl groups by an ionic liquid, Green Chem. (2019).
- [10] L.-H. Han, J.-Y. Li, Q.-W. Song, K. Zhang, Q.-X. Zhang, X.-F. Sun, P. Liu, Thermodynamic favorable CO<sub>2</sub> conversion via vicinal diols and propargylic alcohols: A metal-free catalytic method, Chin. Chem. Lett. (2019).
- [11] H. Zhou, H. Zhang, S. Mu, W.-Z. Zhang, W.-M. Ren, X. Lu, Highly Regio- and Stereoselective Synthesis of Cyclic Carbonates from Biomass-derived Polyols via Organocatalytic Cascade Reaction, Green Chem. (2019).
- [12] J.-Y. Li, L.-H. Han, Q.-C. Xu, Q.-W. Song, P. Liu, K. Zhang, Cascade Strategy for Atmospheric Pressure CO<sub>2</sub> Fixation to Cyclic Carbonates via Silver Sulfadiazine and Et<sub>4</sub>NBr Synergistic Catalysis, ACS Sustainable Chem. Eng. (2019).
- [13] J. Hu, J. Ma, Q. Zhu, Q. Qian, H. Han, Q. Mei, B. Han, Zinc(ii)-catalyzed reactions of carbon dioxide and propargylic alcohols to carbonates at room temperature, Green Chem. 18(2) (2016) 382-385.
- [14] F. Siragusa, E. Van Den Broeck, C. Ocando, A.J. Müller, G. De Smet, B.U.W. Maes, J. De Winter, V. Van Speybroeck, B. Grignard, C. Detrembleur, Access to Biorenewable and CO<sub>2</sub>-Based Polycarbonates from Exovinylene Cyclic Carbonates, ACS Sustainable Chem. Eng. 9(4) (2021) 1714-1728.
- [15] A.E. Neitzel, M.A. Petersen, E. Kokkoli, M.A. Hillmyer, Divergent Mechanistic Avenues to an Aliphatic Polyesteracetal or Polyester from a Single Cyclic Esteracetal, ACS Macro Letters 3(11) (2014) 1156-1160.
- [16] A.E. Neitzel, T.J. Haversang, M.A. Hillmyer, Organocatalytic Cationic Ring-Opening Polymerization of a Cyclic Hemiacetal Ester, Ind. Eng. Chem. Res. 55(45) (2016) 11747-11755.
- [17] H. Hu, R. Zhang, W.B. Ying, L. Shi, C. Yao, Z. Kong, K. Wang, J. Wang, J. Zhu, Sustainable and rapidly degradable poly(butylene carbonate-co-cyclohexanedicarboxylate): influence of composition on its crystallization, mechanical and barrier properties, Polym. Chem. 10(14) (2019) 1812-1822.
- [18] W. Zhu, C. Li, D. Zhang, G. Guan, Y. Xiao, L. Zheng, Thermal degradation mechanism of poly(butylene carbonate), Polym. Degrad. Stab. 97(9) (2012) 1589-1595.

- [19] A. Basterretxea, C. Jehanno, D. Mecerreyes, H. Sardon, Dual Organocatalysts Based on Ionic Mixtures of Acids and Bases: A Step Toward High Temperature Polymerizations, *ACS Macro Letters* 8(8) (2019) 1055-1062.
- [20] Z. Yang, X. Li, F. Xu, W. Wang, Y. Shi, Z. Zhang, W. Fang, L. Liu, S. Zhang, Synthesis of bio-based polycarbonate via one-step melt polycondensation of isosorbide and dimethyl carbonate by dual site-functionalized ionic liquid catalysts, *Green Chem.* (2021).
- [21] W. Qian, X. Ma, L. Liu, L. Deng, Q. Su, R. Bai, Z. Zhang, H. Gou, L. Dong, W. Cheng, F. Xu, Efficient synthesis of bio-derived polycarbonates from dimethyl carbonate and isosorbide: regulating exo-OH and endo-OH reactivity by ionic liquids, *Green Chem.* 22(16) (2020) 5357-5368.
- [22] M. Zhang, W. Lai, L. Su, Y. Lin, G. Wu, A synthetic strategy toward isosorbide polycarbonate with a high molecular weight: the effect of intermolecular hydrogen bonding between isosorbide and metal chlorides, *Polym. Chem.* (2019).
- [23] L. Feng, W. Zhu, C. Li, G. Guan, D. Zhang, Y. Xiao, L. Zheng, A high-molecular-weight and high-Tg poly(ester carbonate) partially based on isosorbide: synthesis and structure–property relationships, *Polym. Chem.* 6(4) (2015) 633-642.

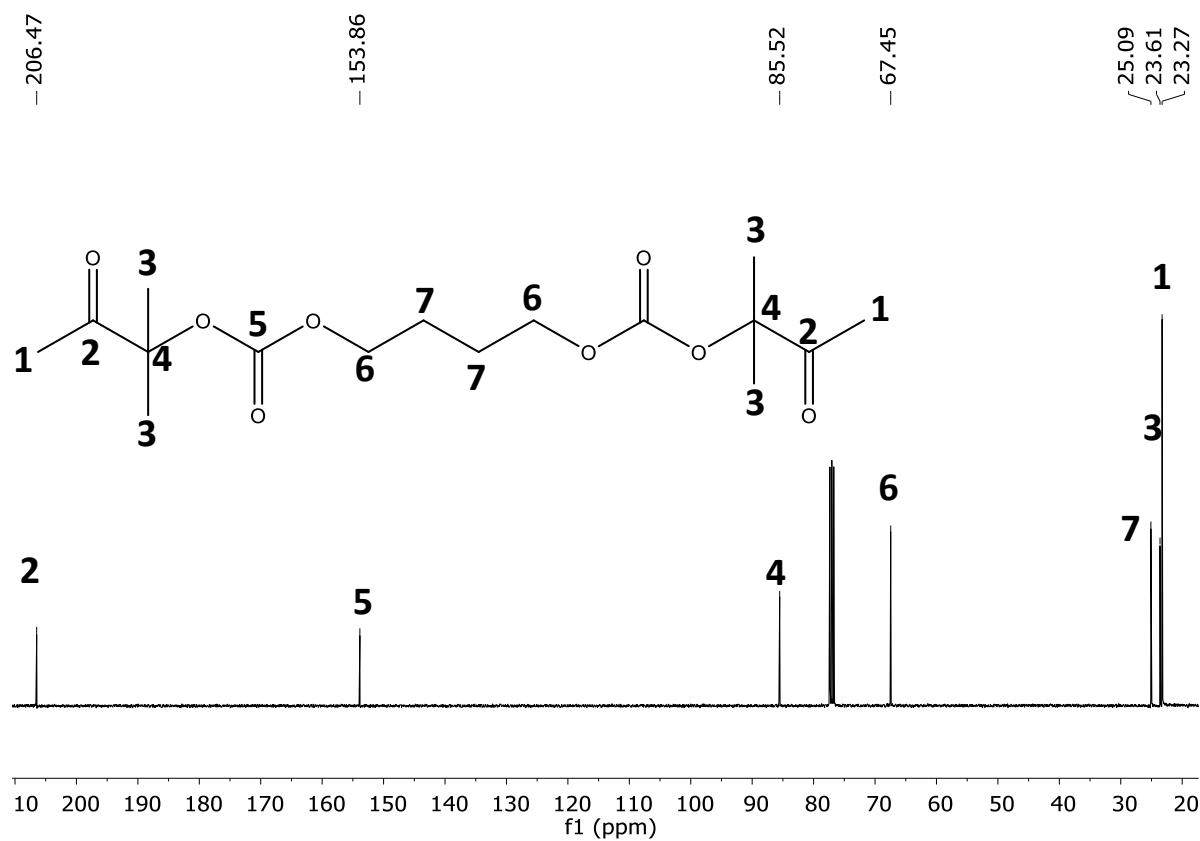
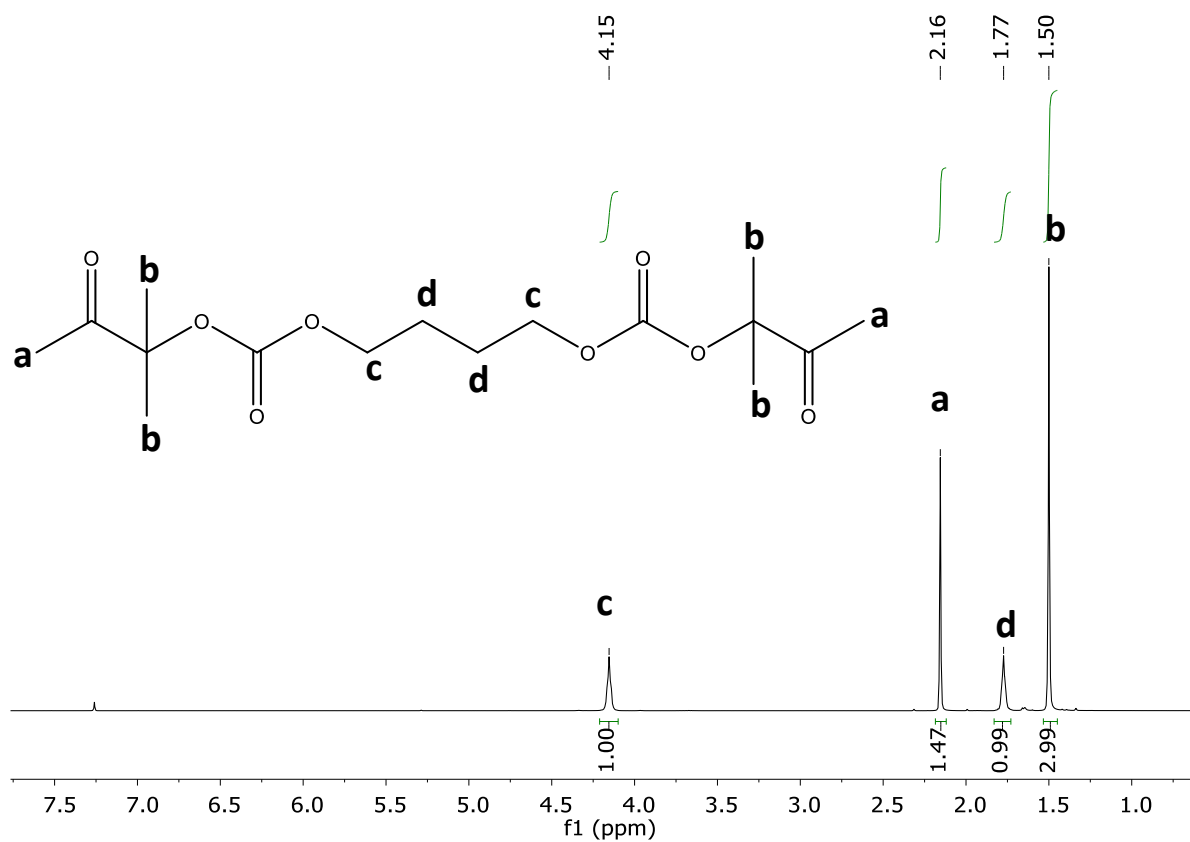
## APPENDIX : CHARACTERIZATION OF BISLC MONOMERS

$^1\text{H}$  and  $^{13}\text{C}$  NMR spectra were phase and baseline corrected, recorded in  $\text{CDCl}_3$  and calibrated with the 7.26 ppm residual signal of  $\text{CDCl}_3$ .

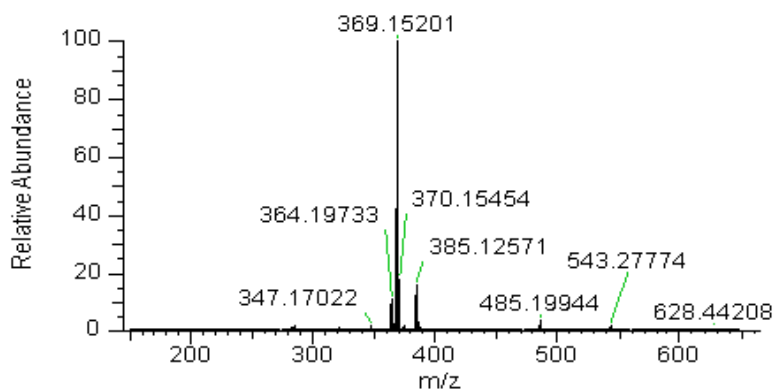
HRMS (High Resolution Mass Spectrometry) data were recorded on a Q-Exactive spectrometer from ThermoFisher in ESI technique (electrospray ionization) or on positive mode (3500 V). All samples were diluted in a 10/90  $\text{CH}_2\text{Cl}_2/\text{MeOH}$  mixture and added with 40  $\mu\text{L}$  of lock mass. Analyses were performed at the UCL (Université Catholique de Louvain) in the ASM Mass Lab.

Molecules were named thanks to ChemDraw Ultra Software (version 12.0.2.1076)

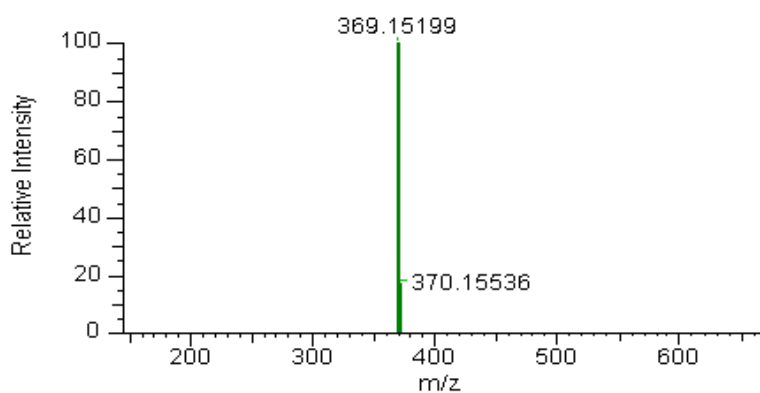
- butane-1,4-diyl bis(2-methyl-3-oxobutan-2-yl) dicarbonate (bisLC1)



## MEASURED MASS



NL: 8.21E8  
 01-04-21-LIEGE-E3 #6-34 RT: 0.05-0.3 AV:  
 29 NL: 8.21E8  
 T: FTMS + p ESI Full lock ms  
 [150.0000-650.0000]




NL: 8.21E8  
 C<sub>16</sub>H<sub>26</sub>O<sub>8</sub>Na<sup>+</sup> Chrg 1 R: 109520 Res. Pwr.  
 @FWHM

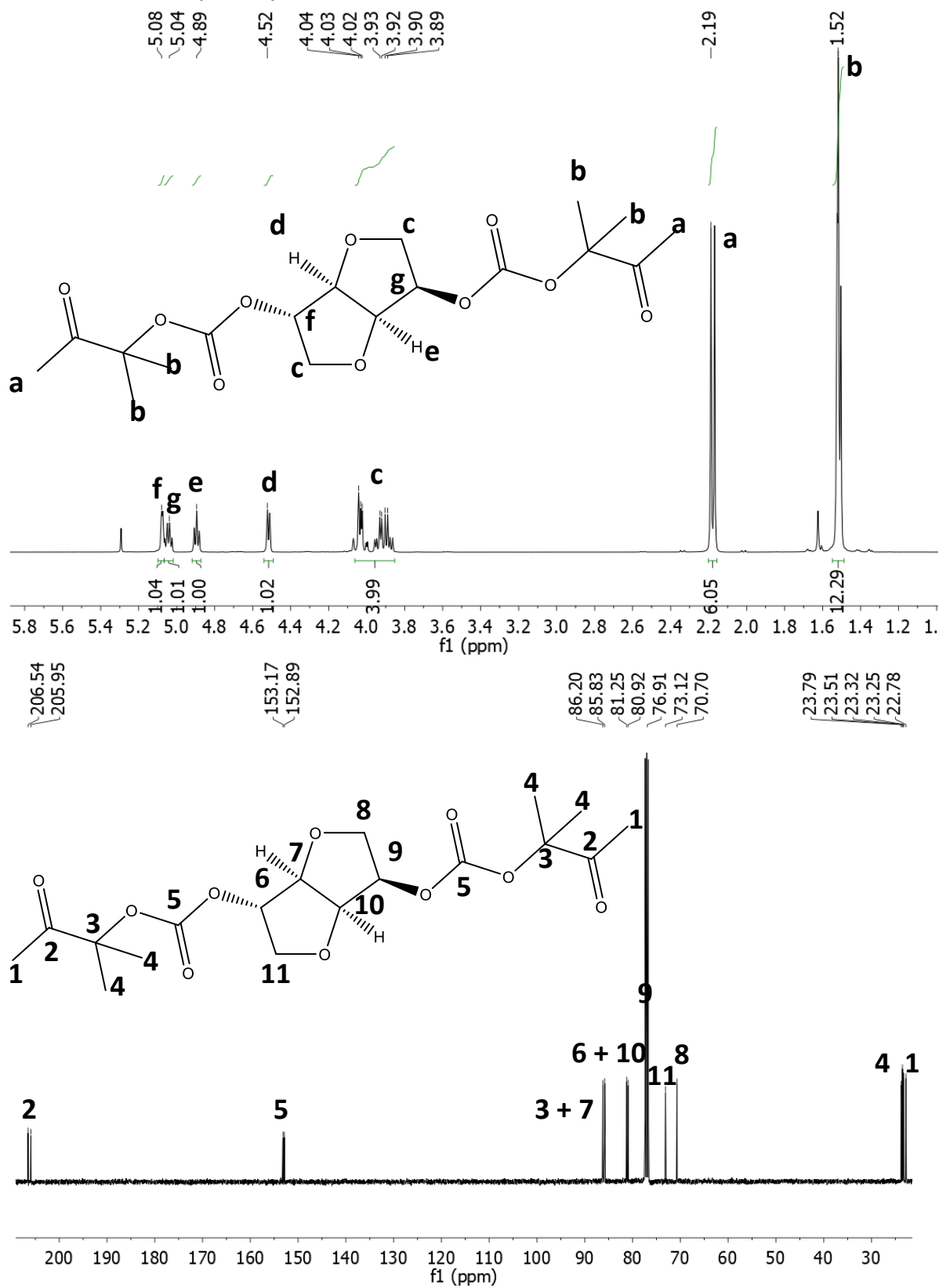
### Elemental Composition Results

Peak Mass	Display Formula	MS Cov. [%]	Delta [ppm]	Theo. mass
369.15201	C <sub>16</sub> H <sub>26</sub> O <sub>8</sub> <sup>23</sup> Na	99.88	0.05	369.15199

NL:  
8.42E 8  
01-04-21-LIE GE-E 3#2-  
48 RT: 0.02-0.42 AV:  
47 T: FTMS + p E SIFull  
lock ms  
[150.0000-650.0000]

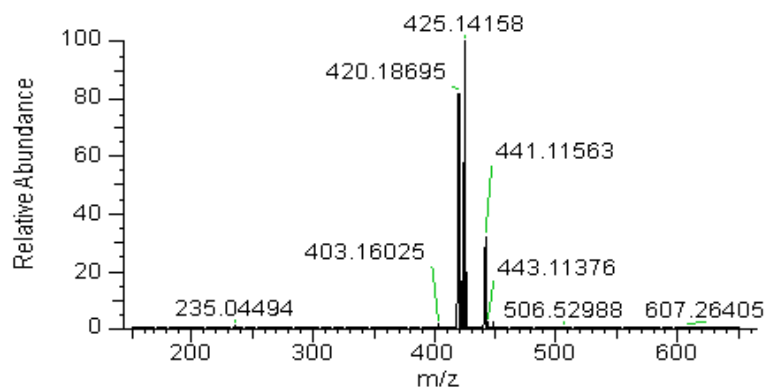


- (3R,3aS,6S,6aS)-hexahydrofuro[3,2-b]furan-3,6-diyl bis(2-methyl-3-oxobutan-2-yl) dicarbonate (bisLC2)

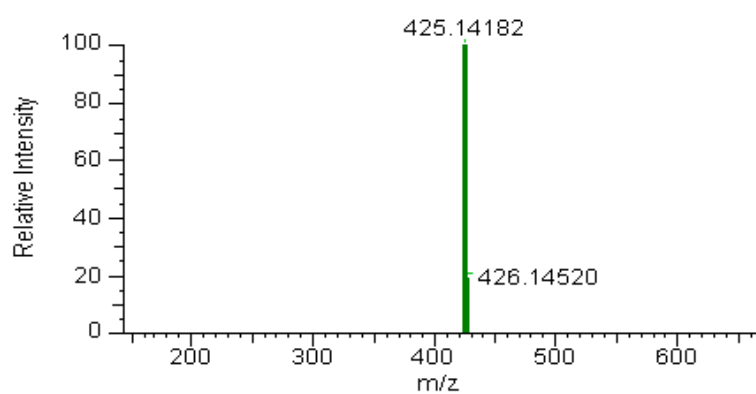




## MEASURED MASS



NL: 9.85E7  
 01-04-21-LIEGE-E2 #11-34 RT: 0.1-0.3 AV: 24  
 NL: 9.85E7  
 T: FTMS + p ESI Full lock ms  
 [150.0000-650.0000]

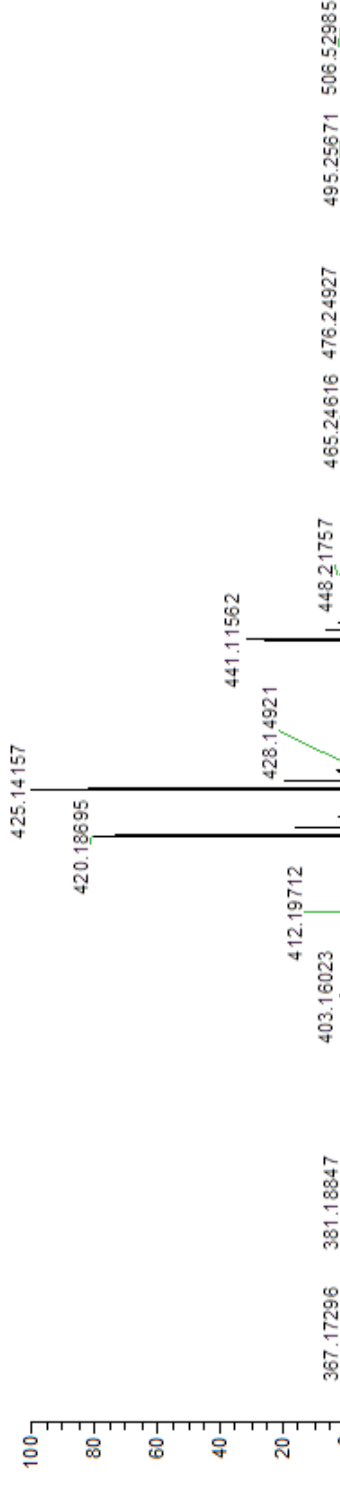


NL: 9.85E7  
 C<sub>18</sub>H<sub>26</sub>O<sub>10</sub>Na<sup>+</sup> Chrg 1 R: 106126 Res.  
 Pwr. @FWHM

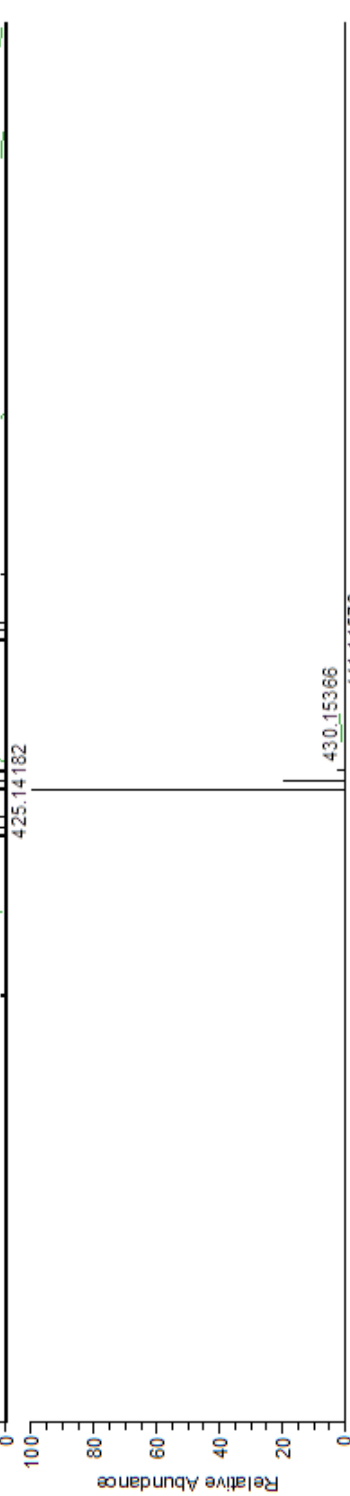
### Elemental Composition Results

Peak Mass	Display Formula	MS Cov. [%]	Delta [ppm]	Theo. mass
425.14158	C <sub>18</sub> H <sub>26</sub> O <sub>10</sub> <sup>23</sup> Na	99.20	-0.56	425.14182

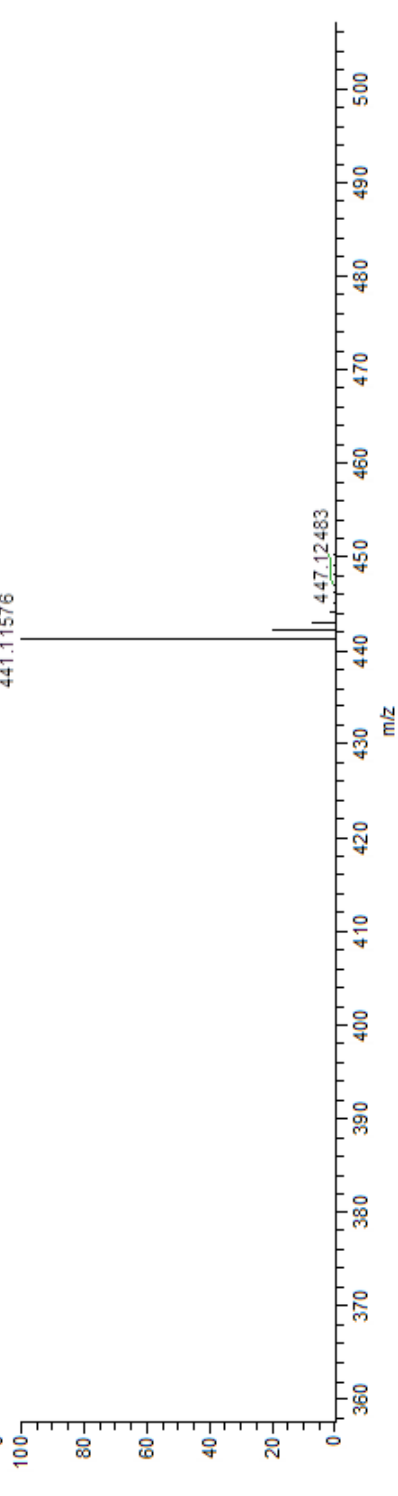
NL:  
9.61E 7  
01-04-21-LIE GE-E 2#2-  
48 RT: 0.02-0.42 AV:  
47 T: FTMS + p ESIFull  
lock ms  
[150.0000-650.0000]



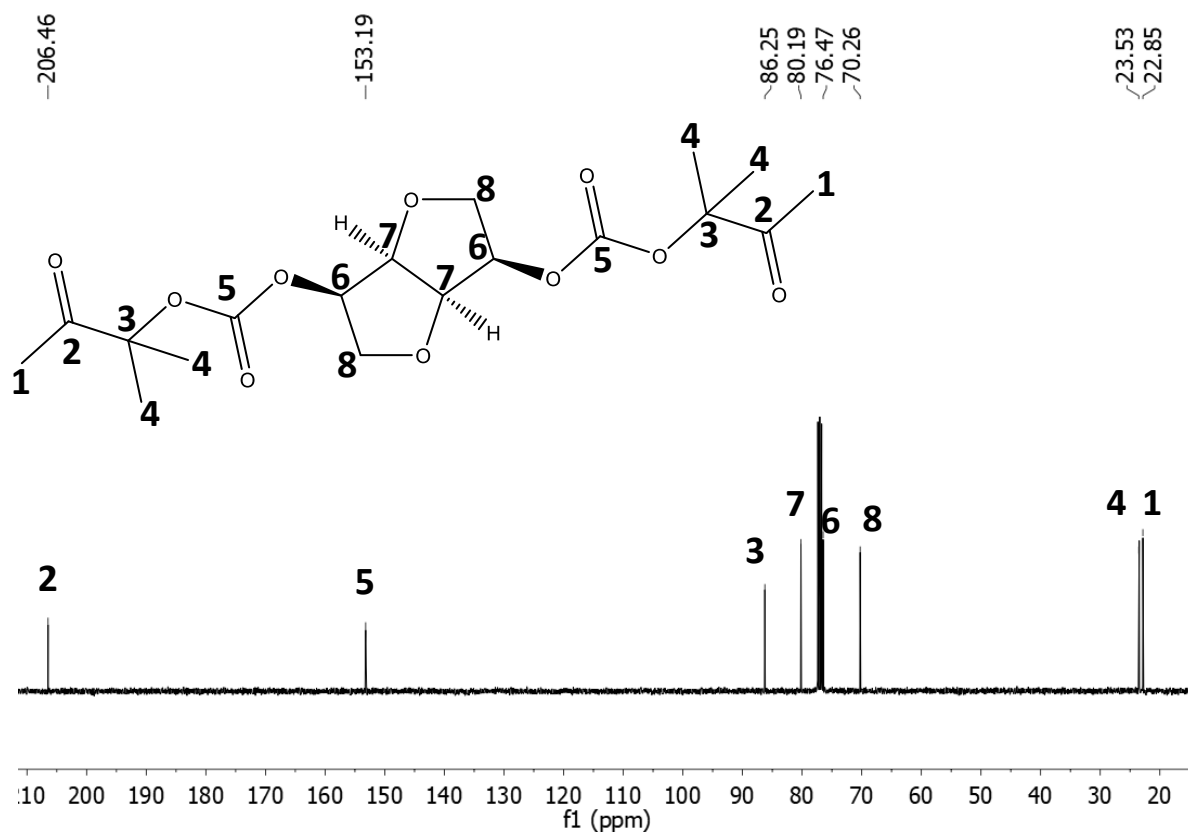
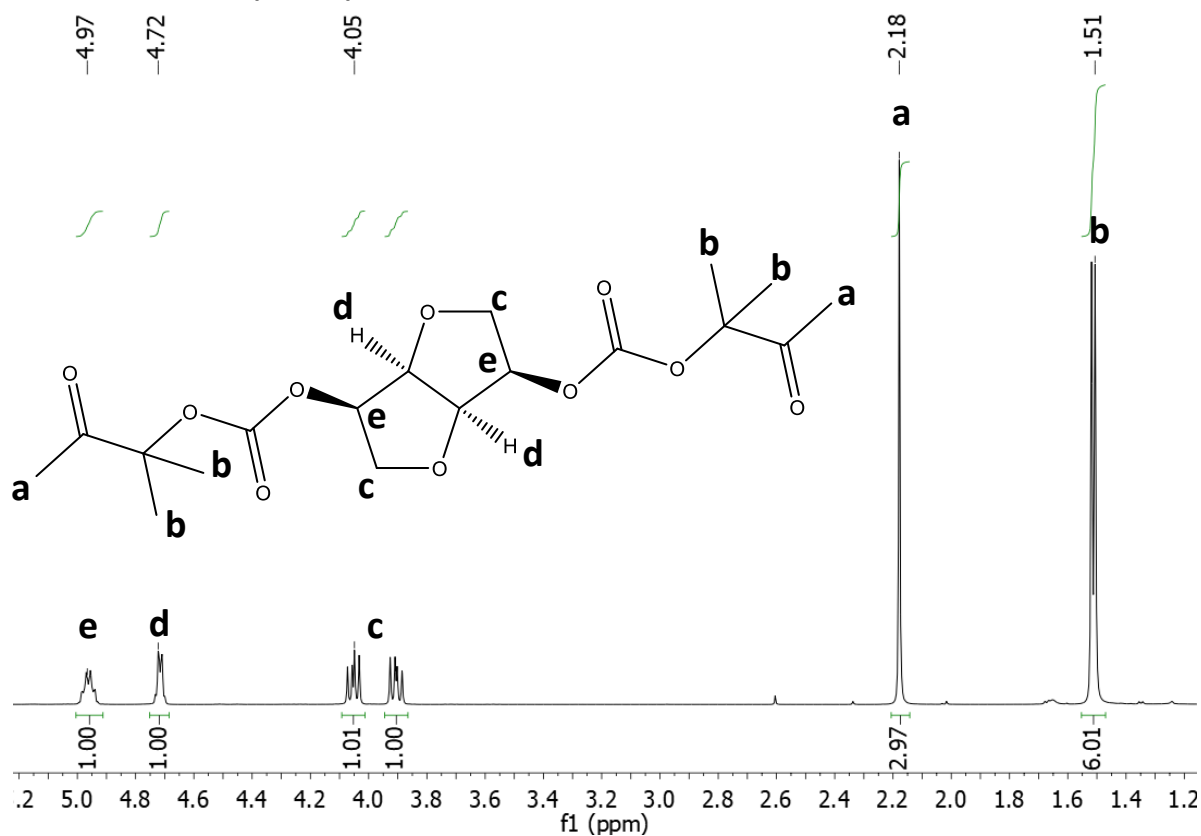
NL:  
8.02E 5  
C 18 H 26 O 10 Na:  
C 18 H 26 O 10 Na 1  
pa Chng 1



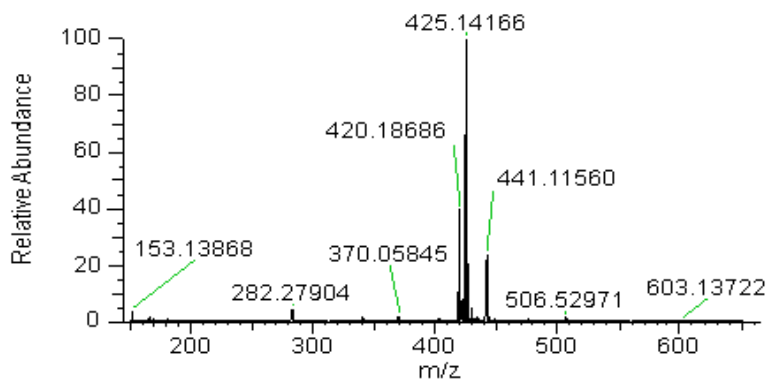
NL:  
7.48E 5  
C 18 H 26 O 10 K:  
C 18 H 26 O 10 K 1  
pa Chng 1



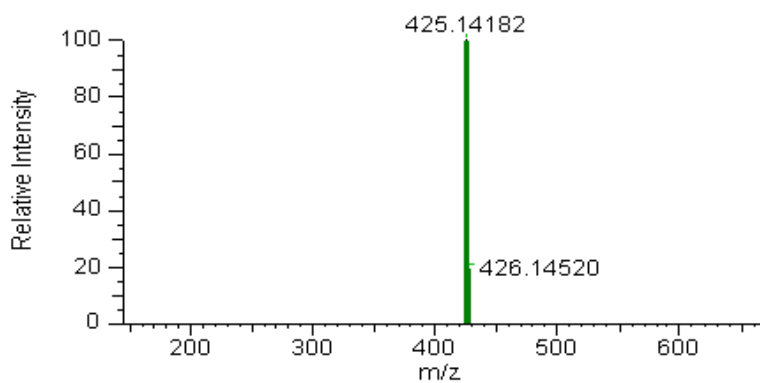
- (3*S*,3*aS*,6*S*,6*aS*)-hexahydrofuro[3,2-*b*]furan-3,6-diyl bis(2-methyl-3-oxobutan-2-yl) dicarbonate (bisLC3)



## MEASURED MASS



NL: 1.09E8  
 01-04-21-LIEGE-E4 #12-34 RT: 0.1-0.3 AV:  
 23 NL: 1.09E8  
 T: FTMS + p.ESI Full lock ms  
 [150.0000-650.0000]




NL: 1.09E8  
 C<sub>18</sub>H<sub>26</sub>O<sub>10</sub>Na<sup>1</sup> Chrg 1 R: 103266 Res.  
 Pwr. @FWHM

### Elemental Composition Results

Peak Mass	Display Formula	MS Cov. [%]	Delta [ppm]	Theo. mass
425.14166	C <sub>18</sub> H <sub>26</sub> O <sub>10</sub> <sup>23</sup> Na	99.25	-0.38	425.14182

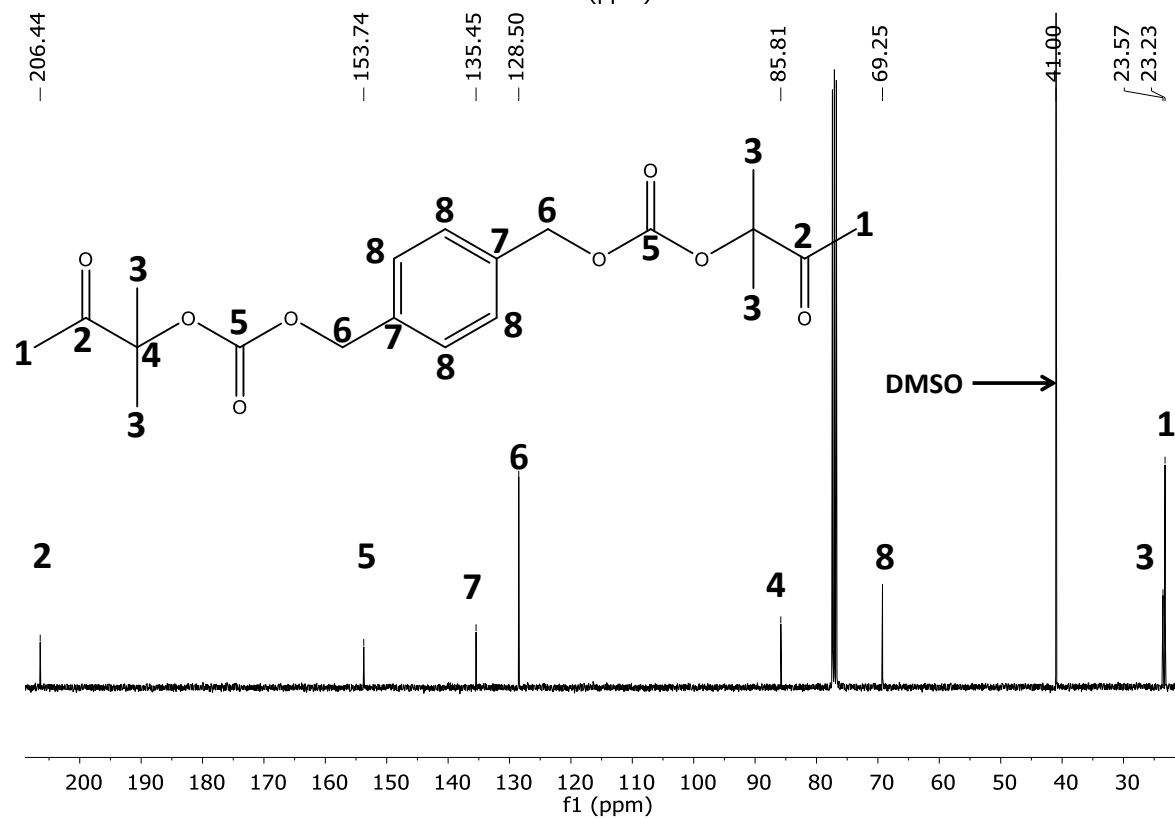
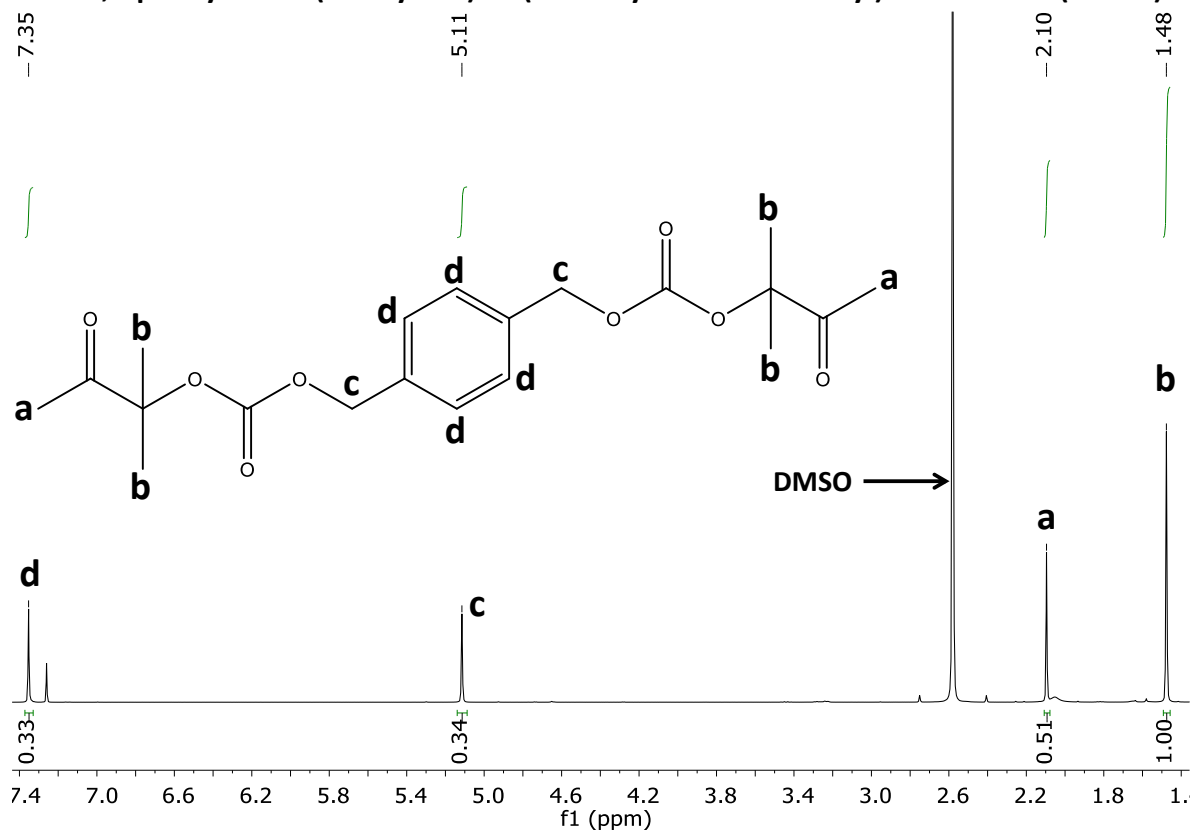
NL:  
1.14E8  
01-04-21-LIEGE-E4#12-  
36 RT: 0.10-0.31 AV:  
25 T: FTMS + pESI Full  
lock.ms  
[150.0000-650.0000]



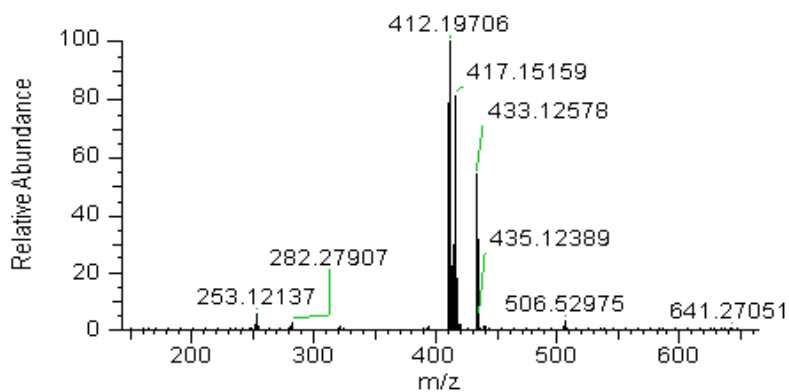
NL:  
8.02E5  
C:18 H:26 O:10 Na:  
C:18 H:26 O:10 Na:1  
pa Chng 1

NL:  
7.48E5  
C:18 H:26 O:10 K:  
C:18 H:26 O:10 K:1  
pa Chng 1

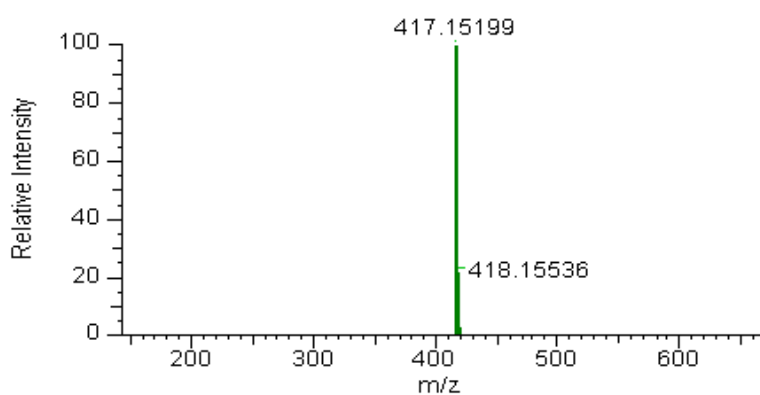
• 1,4-phenylenebis(methylene) bis(2-methyl-3-oxobutan-2-yl) dicarbonate (bisLC4)



## MEASURED MASS



NL: 2.23E8  
 01-04-21-LIEGE-E #6-30 RT: 0.05-0.26 AV:  
 25 NL: 2.23E8  
 T: FTMS + p ESI Full lock ms  
 [150.0000-650.0000]

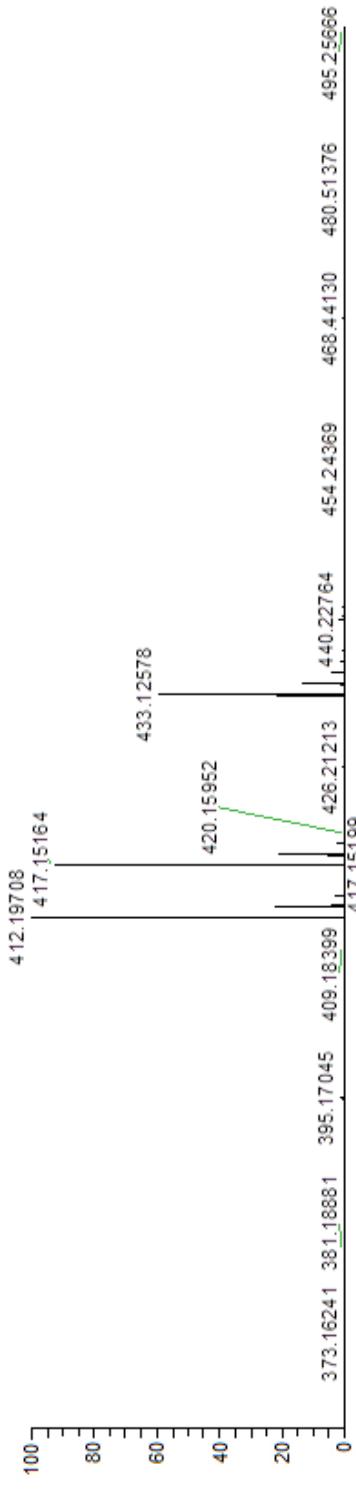


NL: 1.81E8  
 C20H26O8Na1 Chrg 1 R: 106951 Res. Pwr.  
 @FWHM

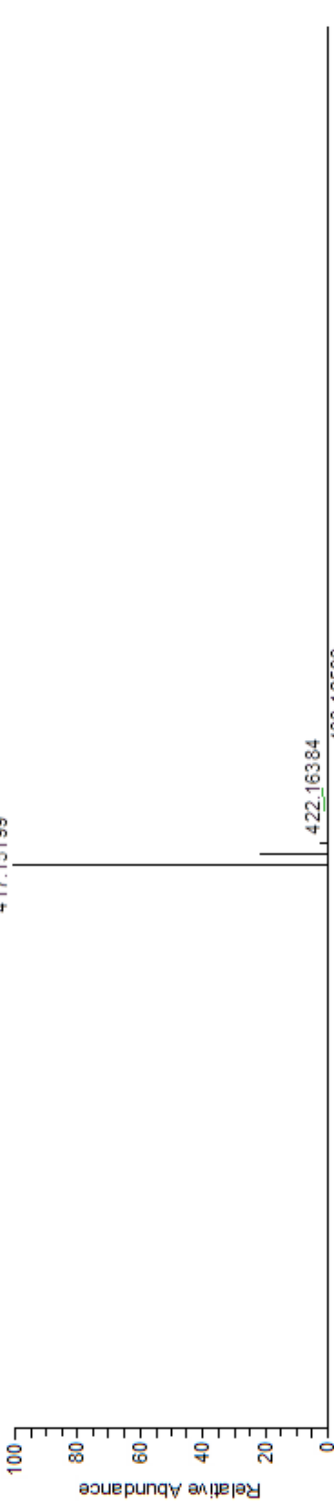
### Elemental Composition Results

Peak Mass	Display Formula	MS Cov. [%]	Delta [ppm]	Theo. mass
417.15159	$C_{20}H_{26}O_8^{23}Na$	99.85	-0.96	417.15199

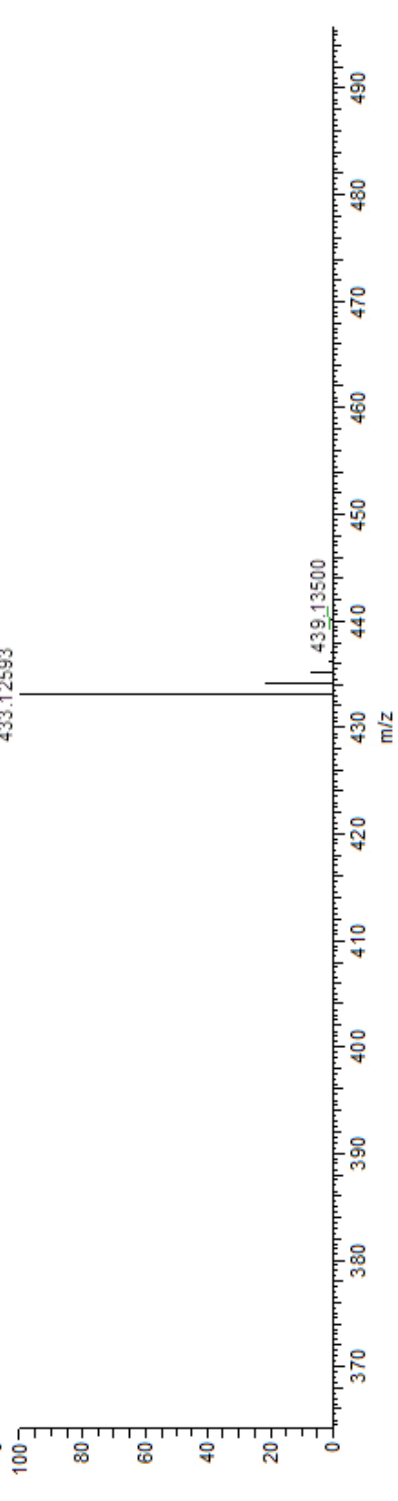
NL:  
2.01E8  
01-04-21-LIEGE-F#2-  
48 RT: 0.02-0.42 AV:  
47 T: FTMS + p ESIFull  
lock.ms  
[150.0000-650.0000]



NL:  
7.89E5  
C<sub>20</sub>H<sub>26</sub>O<sub>8</sub> Na:  
C<sub>20</sub>H<sub>26</sub>O<sub>8</sub> Na<sub>1</sub>  
pa Chrg 1



NL:  
7.35E5  
C<sub>20</sub>H<sub>26</sub>O<sub>8</sub> K:  
C<sub>20</sub>H<sub>26</sub>O<sub>8</sub> K<sub>1</sub>  
pa Chrg 1





## General conclusions and outlooks

In an effort to develop new synthetic ways to valorize CO<sub>2</sub> into organic chemicals or materials, this research project aimed at investigating the coupling of alcohols with CO<sub>2</sub> in details for the formation of (a)cyclic carbonates and polycarbonates. The main limitation of these systems lies in the formation of water as a by-product, which considerably limits the yield of this reaction. Thus, quantitative removal of H<sub>2</sub>O is mandatory to overcome thermodynamic limitations, and many different synthetic strategies were developed as reported in the first chapter of this thesis.

First, the study of the synthesis of (a)cyclic carbonates using the dual organic system DBU/EtBr to promote the coupling of CO<sub>2</sub> onto diols in a one pot/one step fashion was performed using ATR-IR *in-situ* monitoring to better understand the different steps involved in the reaction. The selected model reaction with propylene glycol to afford propylene carbonate was successfully conducted and a mechanism was proposed and supported by DFT calculations. Interestingly, it was concluded that the first step of the reaction involves a trimolecular interaction between the base (DBU), CO<sub>2</sub> and the diol, rather than spontaneous deprotonation of the alcohol by the base. The nature of the halide was also evaluated, evidencing EtBr as the most active for this coupling. Indeed, an S<sub>N</sub>2 mechanism is involved during the reaction with nucleophilic attack of an hemicarbonat anion onto the alkyl halide, which is in accordance with EtCl being less reactive than EtBr and leading to lower yield. One should be careful using highly reactive alkyl halide such as methyl iodide as the presence of DBU as the base would generate side reactions, namely quaternization of the base, in competition with the desired carbonation. Thus, a synergistic effect was found between DBU and EtBr, if the system is rapidly put under CO<sub>2</sub> pressure. Competitive double carbonation followed by double alkylation could also occur, leading to the formation of bifunctional linear carbonates as valuable side-products. Effects of the temperature, pressure and nature of the solvent were also investigated. Another dual organic system, namely TEA/TsCl, was also tested and studied in details in a similar fashion for the coupling of propylene glycol with CO<sub>2</sub> to obtain propylene carbonate. As TEA is a milder base than DBU, no quaternization with the highly reactive TsCl could be observed as it was the case with DBU. Thus, reaction times could be considerably lowered using this new system, from 20 h using DBU/EtBr to 2 h using TEA/TsCl. Both dual activating systems were then subjected to a substrate scope to evaluate the influence of the nature of the diol, i.e 1,2- ; 1,3- ; 1,4-diols and isosorbide. As a general conclusion, 1,2 and 1,3 diols were successfully converted into their respective cyclic carbonates in good yields using TEA/TsCl, whereas double carbonation could be favoured in the case of DBU/EtBr, unless in the case of glycerol where glycerol carbonate was exclusively obtained with DBU/EtBr. However, 1,4-diols and isosorbide did not afford cyclic carbonates, as expected by their chemical structure that disfavour cyclization. Double carbonation was exclusively observed with DBU/EtBr, whereas traces of oligocarbonates were detected using TEA/TsCl.

Taking advantage of the previous observation, we pictured a new synthetic procedure for the direct copolymerization of CO<sub>2</sub> and isosorbide for the fabrication of poly(isosorbide

carbonate) in a one pot/one step fashion. Indeed, as no cyclization was observed but carbonation could still be detected in ATR-IR, one could suggest that unstable  $\text{RCO}_3\text{Ts}$  adduct would be formed in the reaction medium under  $\text{CO}_2$  pressure. This highly reactive adduct could later undergo transcuration reaction with another diol to obtain a carbonate dimer  $\text{RCO}_3\text{R}$ . As we are using bifunctional alcohols, oligomerization could then occur to afford oligocarbonates. Preliminary results comforted our prediction with isolation of dimers and trimers, but changing the experimental parameters (temperature, pressure, concentration, co-catalysts, solvent...) did not increase the molar masses. The main limitations lie in low isosorbide conversion as well as occurrence of alcohol tosylation as side reaction that would perturb the stoichiometry and thus prevent from satisfying chain extension. Besides, the use of TEA and TsCl in large excess which in addition are not regenerated at the end of the reaction, due to the need to remove quantitative amounts of water, would lead to sustainability concerns. Therefore, no further experiments were conducted with such a heavy system. Nevertheless, we reported for the first time the challenging direct copolymerization of  $\text{CO}_2$  with isosorbide in a one pot/ one step fashion under mild conditions ( $70\text{ }^\circ\text{C}$  ;  $1.5\text{ CO}_2\text{ MPa}$  pressure) to obtain oligocarbonates (mainly dimers and trimers).

As  $\text{CO}_2$  is thermodynamically very stable, we figured out that direct copolymerization of  $\text{CO}_2$  with complex substrate such as isosorbide was very challenging and not ideal. An innovative approach to obtain  $\text{CO}_2$ - and bio-based polycarbonates was thus adopted. As reported in the literature review, the synthesis of  $\alpha$ -alkylidene cyclic carbonates ( $\alpha\text{CC}$ ) from  $\text{CO}_2$  and propargylic alcohol is well controlled. These  $\alpha\text{CC}$  can be seen as an activated form of  $\text{CO}_2$  since their facile and highly regio-selective ring opening has already been reported. In this context, we synthesized a new set of  $\text{CO}_2$ - and bio-based monomers by ring opening of  $\alpha\text{CC}$  with bio-based diols to obtain new acyclic bis-oxo-carbonate monomers (bisLC). Using DBU as a base, the synthesis of these new monomers was well controlled and a mechanism was proposed based on ATR-IR *in-situ* monitoring supported by DFT calculations. Then, the bisLC were subjected to melt polycondensation processes with the same set of diols to obtain homopolycarbonates. A first investigation on the synthesis of poly(butylene carbonate) was carried out to better understand the chemical reactivity of these new monomers, depending on different catalysts, reaction time and temperatures. After optimization of the experimental parameters, side reactions could still be observed due to the presence of a ketone functions on the bisLC. Because of the demanding reaction conditions of melt polycondensation ( $T > 140\text{ }^\circ\text{C}$ ), these side reactions could not be avoided, and formation of 5-membered cyclic carbonates by addition of an alcohol onto the ketone was identified, which would perturb the stoichiometry of the reaction. Still, poly(butylene carbonate) of  $M_n$  up to 11,000 g/mol was obtained after reprecipitation in methanol. This system was then extended to isosorbide and its bisLC analogue, and the occurrence of the same side reactions was observed. Solubility concerns were encountered, highlighting the presence of defects in the polymer backbone, or potential branching or crosslinking brought by a cascade of side reactions. Deep investigations using NMR, ATR-IR and GPC characterizations led us to

propose a possible reaction pathway that could lead to the formation of ketal linkages in the polymer backbone. Poly(isosorbide carbonate) of  $M_n$  up to 3,000 g/mol was afforded using a proper polycondensation reactor to overcome chain mobility limitations. Interestingly, the synthesized polymers could be considered as hydroxyl telechelic polycarbonate as their chains were mostly capped by OH functions. Fabrication of poly(carbonate-co-urethane) using a preformed poly(isosorbide carbonate) and 4,4'-methylene diphenyl diisocyanate was successfully carried out, confirming our expectations. Finally, in order to demonstrate the versatility of our new monomers platform, synthesis of copolycarbonates mixing different diol and bisLC motifs was performed, and alternating copolycarbonate such as poly(isosorbide-co-isomannide carbonate), poly(isosorbide-co-butylene carbonate) and poly(isosorbide-co-phenylenebis(methylene) carbonate) were obtained with moderate molar masses. Thermal analysis by DSC revealed a single  $T_g$  tuned by the incorporation of aliphatic, cycloaliphatic or aromatic structures. Further investigations to prevent the formation of side products should be conducted, especially on catalytic systems that would preferentially activate the carbonate function rather than the ketone function of the bisLC, but we believe that these new monomers open the door for future alternative to conventionally used dimethyl and diphenyl carbonates.

## Synthons CO<sub>2</sub> sourcés, de la synthèse à l'élaboration de polycarbonates à faible empreinte carbone

**Résumé :** Ce projet de recherche s'inscrit dans un cadre de valorisation du CO<sub>2</sub> pour l'élaboration de nouveaux monomères et polymères CO<sub>2</sub>-sourcés (fixation chimique du CO<sub>2</sub>). Plus précisément, ce projet cible l'étude du couplage d'alcools et de CO<sub>2</sub> dans le but d'obtenir des carbonates et polycarbonates à faible empreinte carbone. Le travail de thèse s'articule autour de deux étapes principales. Dans un premier temps, il s'agit de proposer une étude mécanistique sur la synthèse de carbonates (a)cycliques au départ d'alcools et de CO<sub>2</sub> dans des conditions douces (faible température et pression). À l'aide de suivis cinétiques par spectroscopie ATR-IR *in-situ* supportés par la modélisation moléculaire (calculs DFT), une comparaison de la performance de systèmes organiques duaux utilisés comme activateurs de ces réactions thermodynamiquement défavorables est décrite en détail. Notamment, les mécanismes réactionnels sont identifiés afin de comprendre les différentes réactivités et sélectivités observées. Dans un second temps, l'élaboration de polycarbonates CO<sub>2</sub>- et bio-sourcés est étudiée, notamment pour la synthèse de polycarbonates d'isosorbide comme matériaux prometteurs aux propriétés analogues aux polycarbonates pétrosourcés conventionnels. Le couplage direct entre l'isosorbide et le CO<sub>2</sub> est tout d'abord étudié en faisant varier les conditions expérimentales. Cette copolymérisation directe étant très difficile due aux limitations thermodynamiques du couplage alcool/CO<sub>2</sub>, une stratégie de synthèse de nouveaux monomères au départ d'alcools biosourcés et de CO<sub>2</sub> est alors proposée. Cette nouvelle plateforme de molécules permet ainsi la synthèse de polycarbonates aux structures moléculaires diversifiées par des procédés de polycondensation à l'état fondu. Une étude approfondie de la réactivité de ces monomères pour l'obtention de (co)polycarbonates est réalisée ainsi que la caractérisation physico-chimique des matériaux obtenus.

**Mots clés :** Valorisation du CO<sub>2</sub>, (Poly)carbonates CO<sub>2</sub>-sourcés, Polycarbonate bio-sourcés, ATR-IR *in-situ*, DFT, chimie durable

## CO<sub>2</sub>-based synthons, from the synthesis to the elaboration of low carbon footprint polycarbonates

**ABSTRACT:** This research project falls within the framework of CO<sub>2</sub> valorization for the development of new monomers and CO<sub>2</sub>-based polymers (chemical fixation of CO<sub>2</sub>). Specifically, this project targets the study of the coupling of alcohols and CO<sub>2</sub> for the fabrication of low carbon footprint carbonates and polycarbonates. This thesis work revolves around two main stages. The first step is to propose a mechanistic study on the synthesis of (a)cyclic carbonates from alcohols and CO<sub>2</sub> in mild conditions (low temperature and pressure). Using kinetic monitoring by *in-situ* ATR-IR spectroscopy supported by molecular modelling (DFT calculations), a careful comparison of dual organic systems, used as activators of these thermodynamically unfavorable reactions, and their performances on the synthesis of (a)cyclic carbonates is described in details. In particular, reaction mechanisms are identified to better understand the differences observed in reactivity and selectivity. In the second step, the development of CO<sub>2</sub>- and bio-sourced polycarbonates is studied, especially for the synthesis of isosorbide polycarbonates as promising materials with properties similar to conventional petroleum-based polycarbonates. The direct coupling between isosorbide and CO<sub>2</sub> is first studied by varying the experimental conditions. Since this direct copolymerization is very difficult due to the thermodynamic limitations encountered during the alcohol / CO<sub>2</sub> coupling, a strategy for synthesizing new monomers from bio-based alcohols and CO<sub>2</sub> is then proposed. This new platform of molecules then allows for the synthesis of polycarbonates with tunable chemical structures by melt polycondensation. In this context, an in-depth study of the reactivity of these monomers for obtaining (co)polycarbonates is carried out as well as the physico-chemical characterisations of the synthesized materials.

**KEYWORDS:** CO<sub>2</sub> valorization, CO<sub>2</sub>-based (poly)carbonates, biobased polycarbonates, ATR-IR *in-situ*, DFT, sustainable chemistry