



HAL
open science

Beyond Markovian Dissipation at the Nanoscale: towards finding quantum design rules for bio-organic nanodevices

Thibaut Lacroix

► **To cite this version:**

Thibaut Lacroix. Beyond Markovian Dissipation at the Nanoscale: towards finding quantum design rules for bio-organic nanodevices. Quantum Physics [quant-ph]. Sorbonne Université; University of Saint Andrews, 2023. English. NNT: 2023SORUS106 . tel-04135149

HAL Id: tel-04135149

<https://theses.hal.science/tel-04135149>

Submitted on 20 Jun 2023

HAL is a multi-disciplinary open access archive for the deposit and dissemination of scientific research documents, whether they are published or not. The documents may come from teaching and research institutions in France or abroad, or from public or private research centers.

L'archive ouverte pluridisciplinaire **HAL**, est destinée au dépôt et à la diffusion de documents scientifiques de niveau recherche, publiés ou non, émanant des établissements d'enseignement et de recherche français ou étrangers, des laboratoires publics ou privés.



Distributed under a Creative Commons Attribution 4.0 International License



University of
St Andrews



Thèse de Doctorat

en vue de l'obtention du grade de **Docteur** délivré par Sorbonne Université
in partial fulfilment for the degree of **Doctor of Philosophy (PhD)** at the
University of St Andrews

Discipline : **Physique**
École Doctorale n°564 Physique en Île de France
Quantum Materials Centre for Doctoral Training

Réalisée à l'**Institut des NanoSciences de Paris & School of Physics and Astronomy**
sous la direction de Alex CHIN et Brendon LOVETT

Présentée et soutenue publiquement le 31 mars 2023 par

Thibaut LACROIX

Beyond Markovian Dissipation at the Nanoscale
Towards finding quantum design rules for bio-organic nanodevices

Au delà de la dissipation markovienne à l'échelle nanométrique
Vers la découverte de règles quantiques pour la conception de nano-dispositifs bio-organiques

Devant le jury composé de

Pr	Fabienne	MICHELINI	Professeur	Aix-Marseille Université	Rapporteuse
Dr	Stephen	CLARK	Associate Professor	University of Bristol	Rapporteur
Pr	Natalia	KOROLKOVA	Professor	University of St Andrews	Examinatrice
Dr	Riccardo	SPEZIA	Directeur de recherche	LCT CNRS	Président du jury
Dr	Alex	CHIN	Chargé de recherche	INSPIRE CNRS	Co-directeur de thèse
Pr	Brendon	LOVETT	Professor	University of St Andrews	Co-directeur de thèse

Table of Contents

Acknowledgements	ix
Publications	xi
Abstract	xii
1 Introduction	1
1.1 Opening quantum physics	1
1.2 Inspirations from biology	3
1.3 Outline	6
BACKGROUND	9
2 Theory of Open Quantum Systems	11
2.1 Isolated, closed and open systems	11
2.2 Environment, bath and reservoir	13
2.3 Time evolution	13
2.4 Harmonic Bath, correlation function and spectral density	15
2.5 (Non-)Markovianity	19
METHODS	23
3 Tensor Networks	25
3.1 Quantum states, tensors and diagrammatic representation	25
3.2 Matrix Product States	26
3.3 Singular Value Decomposition	28
Restricted rank approximation of quantum states	30
Gauge freedom and canonical forms	30
3.4 Matrix Product Operators	33
Constructing a MPO for a Hamiltonian	34
3.5 Time-evolution methods	36
Time-Dependent Variational Principle	38
4 Chain Mapping of Bosonic Environments	43
4.1 Principle of the chain mapping	44
4.2 Extension to finite temperature	47
4.3 Spatially extended systems	50
Zero temperature	51
Finite temperature	53
4.A Finite-temperature extended bath and thermofields	56
Main results of thermofields	56
Alternative derivation from the bath correlation function	57
Relation with the extended bath	58

5	Influence of the ordering of the chains modes	59
5.1	How to manage multiple environments?	59
5.2	Two environments: Mode arrangements	60
	Left-Right arrangement	62
	Successive arrangement	62
	Interleaved arrangement	63
	Comparison	63
5.3	Three environments: Connectivity	68
5.4	Discussion	70
 APPLICATIONS		 73
6	Unveiling non-Markovian Signalling	75
6.1	Model	76
	Hamiltonian MPO formulation	78
	Long- and short-distance limits	79
	Mapping to SBM for $N = 2$	80
6.2	Non-Markovian recurrences and information backflow	81
	Zero temperature	81
	Finite temperature	86
6.3	Discussion	88
7	Dissipation in multi-component Nanodevices	91
7.1	Quantum switch	94
	Displaced bath in the chain representation	96
7.2	Reorganisation dynamics	97
7.3	Remote transient activation	100
	Sign of the interaction Hamiltonian	101
7.4	Remote permanent activation	102
7.5	Energy landscape texture	104
7.6	Analogies with allosteric regulation	105
7.7	Discussion	107
7.A	Definition of the reorganisation energy with a toy example	108
8	Conclusions and Prospects	109
	Bibliography	113

Candidate's declaration

I, Thibaut François Marie Lacroix, do hereby certify that this thesis, submitted for the degree of PhD, which is approximately 29,529 words in length, has been written by me, and that it is the record of work carried out by me, or principally by myself in collaboration with others as acknowledged, and that it has not been submitted in any previous application for any degree. I confirm that any appendices included in my thesis contain only material permitted by the 'Assessment of Postgraduate Research Students' policy.

I was admitted as a research student at the University of St Andrews in September 2019.

I received funding from an organisation or institution and have acknowledged the funder(s) in the full text of my thesis.

Date Signature of candidate

03/02/2023

T. LACROIX

Supervisor's declaration

I hereby certify that the candidate has fulfilled the conditions of the Resolution and Regulations appropriate for the degree of PhD in the University of St Andrews and that the candidate is qualified to submit this thesis in application for that degree. I confirm that any appendices included in the thesis contain only material permitted by the 'Assessment of Postgraduate Research Students' policy.

Date Signature of supervisor

9/2/23 

Permission for publication

In submitting this thesis to the University of St Andrews we understand that we are giving permission for it to be made available for use in accordance with the regulations of the University Library for the time being in force, subject to any copyright vested in the work not being affected thereby. We also understand, unless exempt by an award of an embargo as requested below, that the title and the abstract will be published, and that a copy of the work may be made and supplied to any bona fide library or research worker, that this thesis will be electronically accessible for personal or research use and that the library has the right to migrate this thesis into new electronic forms as required to ensure continued access to the thesis.

I, Thibaut François Marie Lacroix, confirm that my thesis does not contain any third-party material that requires copyright clearance.

The following is an agreed request by candidate and supervisor regarding the publication of this thesis:

Printed copy

No embargo on print copy.

Electronic copy

No embargo on electronic copy.

Date Signature of candidate

03/02/2023

T. LACROIX

Date Signature of supervisor

9/2/23



Underpinning Research Data or Digital Outputs

Candidate's declaration

I, Thibaut Francois Marie Lacroix, hereby certify that no requirements to deposit original research data or digital outputs apply to this thesis and that, where appropriate, secondary data used have been referenced in the full text of my thesis.

Date Signature of candidate

03/02/2023

T. LACROIX

Mon dessein n'est pas
d'amuser un public hautain,
mais d'attirer les suffrages de
l'amitié seule.

J'aurais voulu t'offrir une
œuvre plus digne de toi, plus
digne de ta belle âme,
étrangère à tout ce qui se passe
ici-bas, et remplie d'une poésie
vivante et pure, de pensées
simples et grandes!

Mais je n'ai à présenter à ton
accueil bienveillant et amical
que ces chants bizarres, moitié
plaisants et moitié tristes,
vulgaires et fantasques, fruits
tardifs de mes loisirs, de mes
légères inspirations, de mes
nuits sans sommeil, de mes
années jeunes et déjà flétries;
froides observations de mon
esprit et tristes remarques de
mon cœur.

Alexandre POUCHKINE,
Eugène Onéguine

Acknowledgements

Les remerciements occupent une place à part dans une thèse. Ceux-ci regroupent pêle-mêle parents, amis et collègues ; toutes personnes ayant accompagné l'aspirant docteur lors de ses années de thèse. Alors que le reste du manuscrit relate un travail scientifique dans un style académique, les remerciements peuvent quant à eux aborder des moments de la vie du doctorant contemporain à sa thèse mais distincts. C'est l'unique section d'un ouvrage consacré à un travail de recherche qui laisse entrevoir l'épaisseur de l'existence de son auteur. Cette incongruité est peut-être l'unique trace visible de l'extérieur du fait qu'une thèse est un acte de compagnonnage lors duquel un apprenti réalise ses premières œuvres guidé par des pairs, des *maîtres* comme l'on disait autrefois.

This is why I want to first thank my supervisors Brendon W. Lovett and Alex W. Chin. You have both been wonderful supervisors on the scientific as well as on the personal level, and you are an inspiration for my scientific career. You guided me when I was taking my first steps into the real scientific world, helped me understand the science and regain vision when I was lost in my work, you also trusted me and gave me the freedom to explore my own research path, and you let me take the time necessary to take care of myself in troubled times. For all of that I am grateful.

Aline, je t'ai soutenue lorsque tu en avais besoin, tu m'as soutenu lorsque j'en avais besoin ; je retiens les rires et les larmes, Paris, Saint Cloud, Saint Pétersbourg et aussi la Normandie, et je ne regrette rien.

À mes amis qui m'ont vus partir et revenir.

Les MécaQ avec qui j'ai grandi : Amaury, Félix, Clara, Fern, Enzo, Victor et Pierre, je suis finalement le seul à faire de la mécanique quantique ! Les agrégés : Tommy, je ne suis pas sûr d'être un futur collègue, Sylvain mon binôme et Christelle aka Kiristelle Boit Ce Lait, merci d'avoir toujours été là, quand ça allait bien et quand ça n'allait pas. Raphaëlle, tant de choses depuis Lyon, Agoranov, le club de débat et jusqu'à aujourd'hui. Ta force de caractère et ton ambition (dans le bon sens du terme) m'inspirent. Laetitia, ma binôme ! Nous ne serons jamais d'accord sur rien à part l'humour mais nous serons toujours amis. Élise, qui sait naviguer dans un monde absurde comme personne, je retiens que lorsqu'on souhaite savoir quelque chose il suffit de poser la question. Louis, un autre "Lyonnais" irremplaçable, sémillant et humble, nous nous engageons ensemble sur les chemins accidentés de la recherche. Sophie, avec qui j'ai passé tant de temps à m'interroger sur les voies à emprunter, tu es la seule personne que je connaisse qui a plus de diplômes que moi. Marine qui aura toujours une place à part dans ma vie, même si nous nous voyons moins souvent je sais que tu seras toujours là.

Lorine, j'ai de la chance de t'avoir rencontrée et j'apprécie tes photos de lamas et de cactus.

Bien évidemment les SuperNanos de l'INSP ! Compagnons de thèse, de sorties et de mots fléchés. Thomas qui connaît tout le monde, Mathis toujours de bonne humeur et légèrement moqueur, Sarah et son énergie inépuisable, Marine retrouvée par hasard après l'agrég, Angeline toujours prête à en découdre, Thibault lui aussi toujours en chemise mais pas les mêmes, Benoît toujours combatif et là pour les autres, Lucille qui m'aide à préparer mes blagues, Briec nouveau compagnon de bureau, chimiste perdu chez les physiciens et théoricien perdu chez les expérimentateurs, Camille la plus ancienne d'entre nous toujours partante pour une bière bien méritée, Violette, partie quand je suis arrivé mais qu'on a néanmoins souvent revu, Davide who taught me a lot about coffee and cooking, Angela, I like you even though I don't understand how you can enjoy brutalist architecture ; I hope this thesis won't look (too) pretentious!, and last but not least, Angus with whom I shared an office and many interesting discussions about science

and everything else. Je remercie également tous les autres doctorants, postdocs et permanents de l'INSP – avec une mention spéciale pour mes voisins mitoyens Thierry et Laurent – qui ont fait partie de ma vie pendant ces années, et rompu le calme du couloir 22-32.

To my colleagues and friends in St Andrews with whom I didn't spend enough time! Gerald, I had so many interesting discussions about science, politics and life with you! It's a chance that you are so opinionated. Dom Gribben and Dom Rouse, you guided me during my first year. Kristin, you are a role model for PhD candidates. Piper, Zia and Roos, it's a shame that we mostly saw one another through Teams, and I really enjoyed the few times we met in person. Chris Hooley, always cheerful and so knowledgeable about everything. I'm still impressed by your on-the-spot recitations of French poetry! Jonathan Keeling, so scientifically precise, always constructive and kind.

I would like to thank all the other PhD candidates, postdocs and permanent researchers in the School of Physics and Astronomy for the good times spent together during tea breaks, theory cakes, theory drinks and many other occasions. I also express my gratitude to the administrative staff who always did a wonderful job and made everything so easy.

I am grateful to my technical partner at dstl, Nigel Colley who followed my work thoroughly from the start.

À ma famille qui, comme de nombreuses familles de doctorants, ne comprend pas vraiment ce à quoi je passe mes journées. Papa, Maman, Martin, Anne et Guillaume, vous m'avez toujours supportés.

Three cheers for les escrimeurs de la rue d'Ulm and the fencers of St Andrews! Hip Hip Hoorray! Hip Hip Hoorray! Hip Hip Hoorray!

Finally, I thank His Majesty's Government for its generosity.

Funding

This work was supported by the Defence Science and Technology Laboratory and Direction Générale de l'Armement through the Anglo-French Ph.D. scheme, and by the University of St Andrews (School of Physics and Astronomy).

Publications

Thibaut, tell me, why do French scientists' names always start with 'La': Laplace, Lagrange, Laguerre, Lavoisier...

Discussion at a coffee break of Polaron Day that made me realise that I am, by accident, part of a prestigious lineage.

Part of the work done during my PhD was published or submitted as articles in peer-reviewed journals

- [1] Thibaut Lacroix, Angus Dunnett, Dominic Gribben, Brendon W. Lovett, and Alex Chin. *Unveiling non-Markovian spacetime signaling in open quantum systems with long-range tensor network dynamics*, Phys. Rev. A 104, 052204 – Published 4 November 2021.
- [2] Thibaut Lacroix, Brendon W. Lovett, Alex W. Chin, *From Non-Markovian Dissipation to Spatiotemporal Control of Quantum Nanodevices*, arXiv:2205.11247, Submitted to Quantum.
- [3] Thibaut Lacroix, *Un modèle simple de décohérence*, Under review at Bulletin de l'Union des Physiciens.

And other parts lead to an article currently in preparation

Thibaut Lacroix, Brendon W. Lovett, Alex W. Chin, *Connectivity matters: Impact of bath modes ordering and geometry in Open Quantum System simulation with Matrix Product State*, In Preparation.

Abstract

A better understanding of dissipation is crucial for understanding real-world quantum systems. Indeed, all quantum systems experience interactions with an (often) uncontrollable outside environment that can lead to a decay of excited state populations and a loss of quantum coherences. The study of dissipation is timely as the development of next-generation nanoscale quantum technologies is on its way, and the existence of non-trivial quantum effects in biological systems is being seriously investigated. However, descriptions of dissipation in quantum systems are reduced (most of the time) to time-local approaches and (everywhere) to space-local independent environments. These simplifying assumptions do render analytic and numerical calculations possible, yet they get rid of a breadth of physical processes that can alter radically the quantum systems' dynamics. In this thesis, building on a numerically exact tensor networks method, we developed a technique able to handle spatio-temporal correlations between a quantum system and bosonic (i.e. vibrational, electromagnetic, magnons, etc.) environments. With this method we studied the signalling process - a form of information backflow - in quantum systems, and uncovered how it can induce non-trivial dynamics, and be leveraged to populate otherwise inaccessible excited states. We also evidenced the ability of 'non-local' environment reorganisation, induced by system-environment interactions, to radically change the nature of the thermodynamically favoured system ground state. The new phenomenology of physical processes, resulting from considering quantum systems interacting with a common environment, has important consequences for the design of nanodevices as it gives access to new control, sensing and cross-talk mechanisms. In another vein, these results might also give us a new framework to study and interpret (quantum?) effects in the biological realm.

Résumé

Une meilleure compréhension de la dissipation est cruciale pour décrire les systèmes quantiques de façon réaliste. En effet, tous les systèmes quantiques interagissent avec un environnement extérieur (souvent) incontrôlable qui peut conduire à une décroissance des populations d'états excités et à une perte de cohérence quantique. L'étude de la dissipation est opportune car le développement des technologies quantiques de nouvelle génération à l'échelle nanométrique est en cours, et l'existence d'effets quantiques non triviaux dans les systèmes biologiques est sérieusement étudiée. Cependant, les descriptions de la dissipation dans ces systèmes sont réduites (souvent) à des approches locales en temps et (partout) à des environnements locaux et indépendants. Ces hypothèses simplificatrices rendent les calculs analytiques et numériques possibles, mais elles font abstraction d'un grand nombre de processus physiques qui peuvent modifier radicalement la dynamique des systèmes quantiques. Dans cette thèse, en se basant sur une méthode de réseaux de tenseurs numériquement exacte, nous avons développé une technique capable de traiter les corrélations spatio-temporelles entre un système quantique et des environnements bosoniques (c.-à-d. vibrationnel, électromagnétique, de magnons, etc.). Avec cette méthode, nous avons étudié le processus de signalisation - une forme de retour d'information (*information backflow*) - dans un système quantique, et nous avons découvert comment il peut induire une dynamique non triviale, et être utilisé pour peupler des états excités autrement inaccessibles. Nous avons également mis en évidence la capacité de la réorganisation "non locale" de l'environnement, induite par les interactions avec le système, à changer radicalement la nature de l'état fondamental thermodynamiquement favorisé du système. La nouvelle phénoménologie de processus physiques, résultant de la description de systèmes quantiques interagissant avec un environnement commun, a des conséquences importantes pour la conception de nano-dispositifs, car elle donne accès à de nouveaux mécanismes de contrôle, de détection et de diaphonie. Dans une autre direction, ces résultats pourraient également nous donner un nouveau cadre pour étudier et interpréter des effets (quantiques ?) dans le domaine biologique.

1

Introduction

It hurt a little, scattering their hard-won revelation to the wind for anyone to use — perhaps even to beat them to some far greater prize — but they'd relied on the generosity of their predecessors from the moment they'd arrived on Nazdeek, and the sheer scale of the overall problem made it utterly perverse to cling selfishly to their own small triumph.

Greg EGAN,
Riding the Crocodile

1.1 Opening quantum physics . . . 1
1.2 Inspirations from biology . . . 3
1.3 Outline 6

1.1 Opening quantum physics

Since its discovery slightly more than a hundred years ago, quantum theory radically changed our understanding of physics at small length-scales. Nevertheless its *actual* technological outputs – even though they had a huge impact on modern society – mostly remain limited to cases that can be argued to be within the reach of semi-classical descriptions: lasers, semiconductors, Nuclear Magnetic Resonance, etc. Applications that necessitate a fundamentally quantum description (such as quantum communication, computation or sensing) exist only at the stage of proof of concepts on noisy implementations on lab benches. This state of affairs is the direct consequence of the fragile nature of quantum coherence which disappears when a quantum system is interacting with a macroscopic uncontrolled environment. This loss of coherence resulting from interactions with the outside world is the main reason why, for instance, quantum computers are so difficult to manufacture and physical qubits need to be kept near absolute zero temperature. Indeed, insulating a quantum system from its environment enables to treat it as a closed system, as described by textbook quantum physics where the system is associated with a state in a complex Hilbert space, and this state evolves in an unitary fashion through the Schrödinger equation.

However, as we are used to in classical physics, every system does

interact with the rest of the world and in doing so dissipates energy. Whether this dissipation has to be taken into account or not is (simply) a question of time-and-length scales. These dissipative processes can ‘live’ at the ‘margin’ of the theory – like friction in mechanics – or be at its very core – like baths in thermodynamics. It is even argued that the open systems view should be *fundamentally* considered on an equal footing with the closed systems view [4]. In any cases, considering the interaction of a system of interest with its environment is *central* for the goal of understanding real life systems, even when they are as simple as the wheels of a car, or complex like a four-stroke engine.

Given that we live in a time – the advent of the so called second quantum revolution – when the wish to design (nano)devices that make use of quantum theory most fundamental features is vocal; a comprehensive description of dissipative (i.e. open) quantum system is needed. The foundations of the theory of open quantum systems have been laid down in the 60’s during the development of quantum optics [5, 6] but remained limited to the – perfectly justified in this context – simpler cases where interactions are weak and the environment ‘memoryless’. At the same time, the theoretical development of quantum master equations and their formalisation took place between the 60’s and the 80’s. The pivotal results of this period were the famous GKSL and Redfield master equations [7, 8] that allow to describe the dissipative dynamics of a quantum system without describing the microscopic degrees of freedom of the environment, nor *a fortiori* their dynamics. All these approaches rely on the so called Markovian approximation – the memoryless environment – that will be discussed in the next chapter. However, models originating from condensed matter require to go beyond weak coupling and the Markovian approximation [9]. The first investigations in this direction have been performed during the 80’s and the 90’s, especially by studying quantum Brownian motion [10] and the Spin Boson Model [11]. Concurrently, a different formalism relying on path integrals was developed by Vernon and Feynman to generally describe a quantum system interacting linearly with an environment [12]. This influence functional formalism was extremely insightful and is still nowadays the source of numerous perturbative and numerical methods (especially in quantum chemistry). In spite of major advances in the field, the applications of the theory of open quantum systems beyond the Markovian case remained limited because the computational tools needed to accurately describe the dynamics of non-analytical models were not available until the present day.

A numerically exact method is a method where convergence to the actual dynamics is ensured by the tuning of some simulation parameters. Said differently, it is a method for which the numerical error can be estimated exactly in terms of the convergence parameters.

During the last decade, a broad range of numerically exact methods has been developed to tackle this challenging problem. Among these methods, a subset relies on *tensor networks*; a tool initially applied in the context of quantum many-body physics to describe the quantum state of multipartite systems. At the heart of tensor network methods is the idea – that will be developed further in a dedicated chapter – that physically relevant states inhabit a ‘small’ corner of the total Hilbert space, and that it is possible to restrict the dynamics to this corner to render complex computations tractable. Furthermore, tensor

networks give us important insights about the entanglement geometry of quantum states, and are sometimes boldly considered to be a new language for (finite-dimensional) quantum physics [13, 14].

1.2 Inspirations from biology

Renewed interest about whether quantum physics is necessary to understand some biological processes has grown in the previous decade. In a trivial sense, all of biology relies on quantum physics at the biochemical level as it is the theory governing chemical bonds, and thus the properties of molecules and their possible chemical reactions. Therefore, when we are asking the question of the role of quantum effects in biological processes, we are speaking of effects beyond these trivial ones. In the last decades new results have pointed to quantum mechanics being decisive to explain key features of some biological functions [15, 16]. Photosynthesis is the canonical example of such systems. Photosynthesis is the light-harvesting process that transforms energy contained in photons into chemical energy that can be used by plants, algae and cyanobacteria to grow and perform vital functions. This process relies on a large number of so called pigment-protein complexes forming light-harvesting complexes that collect electromagnetic energy from sunlight and funnel it to a reaction centre. Schematically, the biological energy conversion consists in a photon being absorbed by the pigment complexes, this absorption creates an exciton, i.e. a bounded pair of electron and hole, that is transported thanks to dissipative processes to the reaction centre where charge separation occurs. The extracted electron will then be used for the splitting of water molecules that produces hydrogen. The obtained hydrogen is then used to form the NADPH and ATP molecules that chemically store the harvested energy, and will fuel the reactions leading to the synthesis of sugar and starch. The quantum efficiency of the photon/exciton conversion is estimated around 95% and the yield of charge separation event per formed exciton is close to 100% [15]. The main pigments involved in light harvesting are (bacterio-)chlorophylls and carotenoids, and the protein scaffolds around them tune their excited state energies and the inter-pigment interactions. Figure 1.1 shows a light-harvesting complex and a reaction centre found in *Thermochromatium tepidum* bacteria.

Light-harvesting complexes are often referred to as 'antennas', as they absorb electromagnetic radiation.

The other product of the water splitting reaction is the dioxygen released by photosynthetic life forms.

The green sulfur bacteria's photosystem has been studied extensively by biologists and spectroscopists. It possesses an additional type of pigment-protein complex in between the antennas and the reaction centre – an excitonic wire – called the Fenna-Mathews-Olson complex (FMO), depicted in Fig. 1.2. The FMO is made of seven bacteriochlorophylls pigments held together non-covalently by a protein scaffold. The FMO is often considered as the prototypical example of biological systems evidencing the existence of non-trivial quantum effects in biology. Experimental results of beatings in a cross-peak of 2D electronic spectra of the FMO at low and physiological temperature [17, 18] –

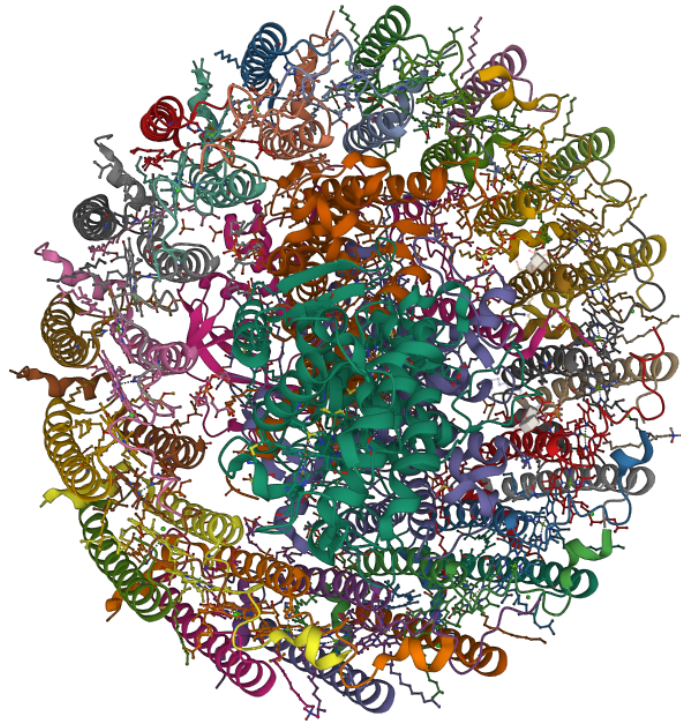


Figure 1.1: Structure of photosynthetic LH1-RC super-complex in *Thermochromatium tepidum*. The reaction centre is made of the protein depicted in green and orange in the foreground and the light-harvesting complex 1 (LH1) is in the background. The diameter of LH1 is of the order of 10 nm and the height of the super-complex is around 20 nm.

which have been associated with the existence of quantum coherences – have opened a fascinating and animated debate on the interpretation of these signals. Similar results have been reported on spectra of light-harvesting complexes in marine algae [19].

These results open the door to the exciting question of the possibility of maintaining the existence of quantum features in a complex and highly noisy system at room temperature. Previous works have studied *Environment-Assisted Quantum Transport* to describe energy transport in light-harvesting complexes, where interactions with Markovian baths (i.e. memoryless) can enhance excitonic current, enable specific energy transitions, or make the system insensitive to structural disorder [20–25]. However, the highly structured protein environment of the photosynthetic pigments that constitute the light-harvesting complexes and reaction centres requires to go beyond the Markovian treatment [21, 23].

This possibility resonates strongly with the aim of the current quantum ‘revolution’ and the current engineering capabilities of quantum nanodevices. Therefore, investigating the dynamics of open quantum systems in structured environments at finite temperature is interesting and useful for at least two reasons. Firstly, it might help us gain a new understanding of possible bio-physical mechanisms, and secondly – even if it turns out that biological systems do not rely on quantum mechanical effects – adding new finite-temperature quantum mechan-

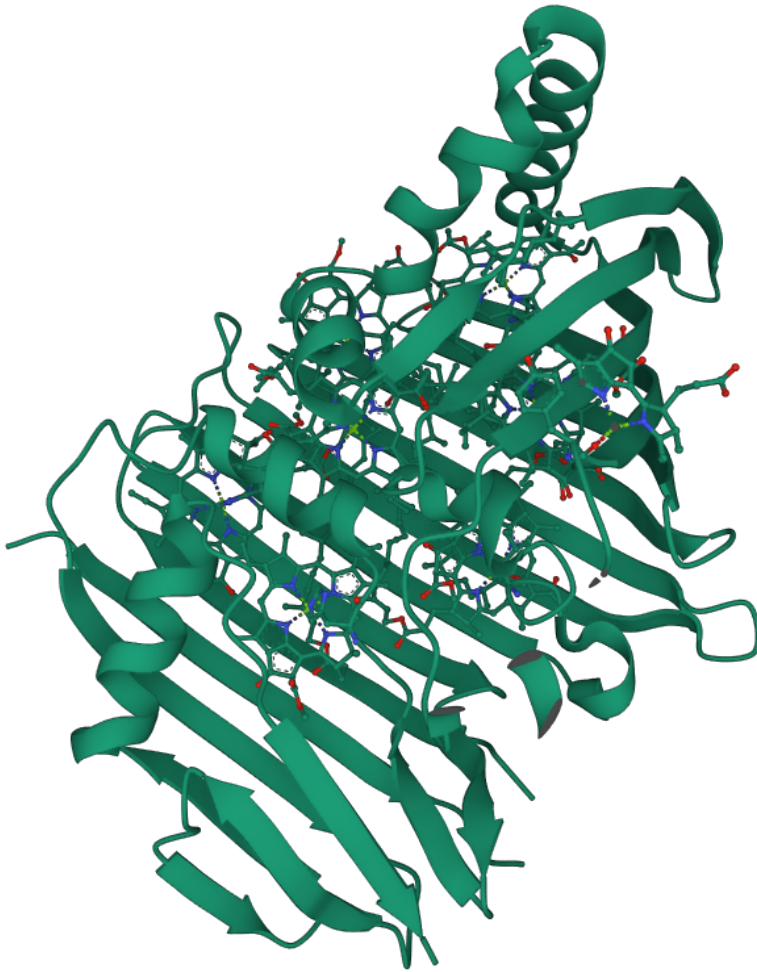


Figure 1.2: Fenna-Matthews-Olson complex (FMO) from *Chlorobaculum Tepidum* bacteria. Seven bacteriochlorophylls pigments are held inside a protein backbone.

ical processes to our toolbox is valuable. Hence, pushing further the investigation of out-of-equilibrium open quantum dynamics, with state-of-the-art methods, is necessary for both the development of quantum technologies and the study of fundamental biological processes. Moreover, these two endeavours are not disjoint as the results (positive or negative) obtained in quantum biology might be useful to propose novel organic quantum nanodevices. One of the key technical issues to the description of these complex multi-components quantum systems is the inclusion of environmental spatial correlations, as stated in the monograph of reference in the field of quantum biology [15]

It should be noted however, that at present the inclusion of spatial quantum correlations between environments is challenging and restricted to simple cases. This may be a drawback for certain applications in which spatial correlations play a significant role

This problem will be addressed directly in the work presented in this thesis.

More generally, the richness of nanoscale biological processes that are taking place inside living organisms, and are relying on the concerted actions of a few fermions or excitons – over very diverse timescales

In addition, these nanoscale biological processes are cyclic processes, and can thus be compared to heat engines. This comparison opens the questions of their study in terms of (quantum) thermodynamics [26, 27].

and lengthscales – to perform energy harvesting, energy transduction, charge separation, catalysis, etc., make them a wonderful playground to explore many-body dissipative quantum physics.

1.3 Outline

This thesis is divided into three parts. The first part, **Background**, is made of chapter 2 and is concerned with the theory of open quantum systems, how they are related to the usual closed systems described by the Schrödinger equation and what are the consequences of the different approximations one might perform to study such systems. Notably, the concepts of Markovian and non-Markovian environments are introduced. Some material of this chapter lead to a pedagogical article currently under review [3].

The second part, **Methods**, composed of chapters 3, 4 and 5, deals with the methods I have used and developed to study the dynamics of non-Markovian quantum systems. The fundamental concepts of tensor networks and why they are a tool of choice to describe one-dimensional many-body quantum states and their dynamics are introduced in chapter 3. In chapter 4 we present the environment chain-mapping technique at the core of the versatile TEDOPA method that enables a description of zero and finite temperature open quantum systems states as simple tensor networks called Matrix Product States. We then derive an original extension of this technique to spatially extended systems [1], that enable the resolution of the problem quoted above. Finally, chapter 5 compares different ways of representing the state of an open quantum system as a tensor network and shows that the ‘intuitive’ one usually used to perform simulation is not the most efficient one. Furthermore, I show that simpler representations seem to be the most efficient ones and relate this to the connectivity of the network.

In the last part, **Applications**, I introduce applications of the framework and tools developed in the previous chapters [1, 2]. Chapter 6 – motivated by questions arising from biological systems – explores the concept of environmentally mediated spatiotemporal signalling in open systems, and chapter 7 applies it to a generic model of dissipation in multi-components quantum system that can describe a wide diversity of (bio)chemical and man-made systems. I also discuss in this chapter the biological problem of allostery and how the new framework introduced in this work could be useful to improve its understanding.

The final chapter, chapter 8, aims at summarising the main results of this thesis and discusses the next steps of this work (some of them already under investigation).

In this thesis, alongside the scientific and research materials, are small biographical notes on the scientists explicitly cited in the main text. I decided to add them as a reminder that science is done by actual human beings and that our work is built on top of theirs – *Nanos gigantum umeris insidentes*. These biographical sidenotes become rarer as one advances in the thesis because most recent results are not named (yet?) upon their discoverer.

BACKGROUND

2

Theory of Open Quantum Systems

If we wish to remain human, then there is only one way, the way into the open society. We must go into the unknown, the uncertain and the insecure [...]

Karl POPPER, The Open Society and its Enemies

- 2.1 Isolated, closed and open systems 11
- 2.2 Environment, bath and reservoir 13
- 2.3 Time evolution 13
- 2.4 Harmonic Bath, correlation function and spectral density . 15
- 2.5 (Non-)Markovianity 19

2.1 Isolated, closed and open systems

Physicists draw imaginary boundaries between the object they are interested in and the rest of the world in order to focus only on the features that are characteristic of the object. This distinction between the object of interest – called the physical system or *system* – and the rest of the world – called the environment of the system or *environment* – leads to a classification of physical systems depending on the nature of their interactions with their environment. This classification is relevant at every scale regardless of the nature of the system itself: it can be a collection of point-like particles as in mechanics, a macroscopic system as in thermodynamics or quantum fields as in condensed matter. An illustration in the context of quantum systems is shown in Fig. 2.1.

Definition 2.1.1 A physical system is **isolated** if it can't exchange energy or matter with the outside world.

The prototypical example of an isolated system is the Thermos bottle and the trivial one is the entire universe.

Definition 2.1.2 A physical system is **closed** if it can only exchange energy with the outside world.

An everyday example of a closed system would be a hermetically sealed room where no matter could get out but heat could flow through the windows, walls, etc.

Definition 2.1.3 A physical system is **open** if it can exchange energy and matter with the outside world.

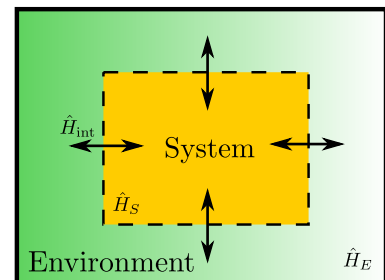


Figure 2.1: Schematic representation of the separation of a physical object $S + E$ into a *System* S whose free dynamics is induced by the Hamiltonian \hat{H}_S and an *Environment* E with a Hamiltonian \hat{H}_E . The black double arrows represent the possible interactions between these two parts through the Hamiltonian \hat{H}_{int} .

The reader, as well as every other living creature, is an open system who needs to exchange energy (e.g. heat) and matter (e.g. food) with the outside world.

Quantum theory, as developed in the first half of the twentieth century, is formulated for a closed system which can be described by a wave-vector (if it is a pure state) or a density matrix (if it is a statistical mixture). However, realistic quantum objects are never isolated systems but are interacting with 'external' (e.g. electromagnetic, electronic, vibrational...) degrees of freedom which constitute their environments. These interactions have consequences for the dynamics of the system as they often lead to the decay of excited states populations toward the ground state of the system (i.e. dissipation) and in the loss of quantum coherences in the eigenbasis (i.e. decoherence). The study of the resulting dynamics is the subject of the theory of open quantum systems (TOQS).

Understanding the processes leading to dissipation and decoherence is crucial both from a theoretical and an experimental point of view. It allows us to understand the observed dynamics of quantum systems (physical, chemical or biological ones) and to invent strategies to suppress or harness dissipation and decoherence. This knowledge becomes of paramount importance as we are entering a so called *second quantum revolution* [16, 28] in which quantum superposition and entanglement are being used as resources to reach a desired function (e.g. communication, computation, energy transport...). As the scale of these devices reduces for integration purposes, they become more exposed to the very dissipative phenomena described by TOQS. Environments are often complex and composed of a large number of degrees of freedom. Hence, the dynamics of the system is not an easy thing to predict.

Another motivation for the study of OQS comes, surprisingly, from biology. Spectroscopic experiments performed on photosynthetic complexes show the presence of quantum coherences during energy transport in the form of beatings [17, 19]. A lot of debate emerged following these measurements on the nature of the observed signal [29], the functional role of quantum coherences [25] and the (absence of) selection pressure associated with the existence of coherence [30]. These results and debates around photosynthetic complexes rejuvenated interest in other biological processes where quantum physics might play a non-trivial role [20, 31]. Among the other processes where quantum effects are *hypothesised* we can cite avian navigation (which might be the most promising one), olfaction, the physiological mechanism behind anaesthetics, or proton tunnelling in enzymatic reaction and DNA mutations [20, 31–33]. All these biological processes have in common the strong interplay between a quantum system (excitons, spins...) with a few degrees of freedom and a very structured environment at room temperature (solvent and protein complexes). This is a striking difference from the man-made quantum devices that need to be shielded from their environment.

2.2 Environment, bath and reservoir

The environment of the system of interest could be anything: vibrational modes of molecules, a gas of conduction electrons in a metal, electronic spins, etc. Nevertheless, big picture characterizations that don't take into account the actual nature of the degrees of freedom can be made. Two types of environments are particularly relevant in the study of open quantum systems: *reservoir* and *heat bath* (commonly abridged *bath*). These definitions are in accordance with the use of the same terms in classical thermodynamics. When the environment has a larger number of degrees of freedom than the reduced system, it is often possible to describe it with infinitely many degrees of freedom. Sometimes the environment really has an infinite number of degrees of freedom. For example, this is the case of the electromagnetic field.

Definition 2.2.1 A *reservoir* is an environment with an infinite number of degrees of freedom.

The continuous nature of the reservoir's spectrum implies that the Poincaré recurrence time of the system's state is in principle infinite; meaning that the dynamics of a system coupled to a reservoir is irreversible. If the reservoir has a well-defined temperature, it is called a bath.

Definition 2.2.2 A *heat bath* (or *bath*) is a reservoir in a thermal equilibrium state.

2.3 Time evolution

The quantum theory of closed systems describes the evolution between two times $t > t_0$ of a quantum system associated with a density operator $\hat{\rho}(t)$ via the unitary time-evolution operator $\hat{U}(t, t_0)$ defined with the Hamiltonian operator \hat{H} ¹ [34]

$$\hat{\rho}(t) = \hat{U}(t, t_0)\hat{\rho}(t_0)\hat{U}^\dagger(t, t_0). \quad (2.1)$$

The equation of motion (EOM) of the density matrix $\hat{\rho}$ is given by the von Neumann equation

$$\frac{d}{dt}\hat{\rho}(t) = -\frac{i}{\hbar} [\hat{H}, \hat{\rho}(t)] \stackrel{\text{def.}}{=} \mathcal{L}\hat{\rho}(t). \quad (2.2)$$

In Eq. (2.2) the Liouvillian super-operator \mathcal{L} has been defined. A super-operator \mathcal{S} is an application that acts on the space of operators to the space of operators. With the Liouvillian, we can formally solve the equation of motion

$$\hat{\rho}(t) = \overleftarrow{T} \exp\left(\int_{t_0}^t dt' \mathcal{L}(t')\right)\hat{\rho}(t_0) \quad (2.3)$$



Figure 2.2: John von Neumann (December 28, 1903 – February 8, 1957) was a Hungarian-American mathematician, physicist, computer scientist and economist.

More generally, a bath is a reservoir with a well defined and constant conjugate thermodynamic variable: temperature for a heat bath (or thermostat), pressure for a pressurestat, chemical potential for a matter reservoir...

¹ In the general case

$$\hat{U}(t, t_0) = \overleftarrow{T} \exp\left(-\frac{i}{\hbar} \int_{t_0}^t dt' \hat{H}(t')\right)$$

where \overleftarrow{T} is time-ordering operators chronologically from right to left, and $\hat{H}(t)$ depends parametrically on time t .

All the operators introduced so far are in the so called Schrödinger picture.



Figure 2.3: Joseph Liouville (March 24, 1809 – September 8, 1882) was a French mathematician who worked on number theory, complex analysis, differential geometry and topology, but also mathematical physics and astronomy.

where, here, \overleftarrow{T} is time-ordering super-operators chronologically from right to left. The goal of the TOQS is to be able to describe the time-evolution of the density matrix of the system of interest given its interactions with its environment [9, 35, 36].

The main approach is to consider the system and the environment as a larger isolated system, where the evolution of the joint density matrix of the {System + Environment} is described by the von Neumann equation (2.2), and then to get rid of the degrees of freedom of the environment. Several approximations are then possible to obtain a tractable formulation of the evolution of the system.

The total Hilbert space \mathcal{H} of the isolated {System + Environment} is identified as a tensor product $\mathcal{H} = \mathcal{H}_S \otimes \mathcal{H}_E$ where \mathcal{H}_S is associated with the system, and \mathcal{H}_E associated with the environment.

We can thus decompose the Hamiltonian into three different terms:

- ▶ the system Hamiltonian \hat{H}_S which contains only terms acting on \mathcal{H}_S – it describes the free evolution of the reduced system.
- ▶ the environment Hamiltonian \hat{H}_E which contains only terms acting on \mathcal{H}_E – it describes the free evolution of the environment.
- ▶ the interaction Hamiltonian \hat{H}_{int} which acts on the full Hilbert space \mathcal{H} .

The density matrix of the system, often referred to as the *reduced density matrix*, can be defined by taking the partial trace over the environment degrees of freedom of the full density matrix

$$\hat{\rho}_S(t) = \text{tr}_E [\hat{\rho}(t)] . \quad (2.4)$$

Expectation values of observables acting on the system's Hilbert space are defined as follow

$$\langle \hat{A} \rangle = \text{tr}_S [\hat{A} \hat{\rho}_S(t)] = \text{tr} [\hat{A} \otimes \hat{\mathbb{1}}_E \hat{\rho}(t)] , \quad (2.5)$$

where $\hat{\mathbb{1}}_E$ is the identity on \mathcal{H}_E .

Therefore taking the trace of Eq. (2.2) over the environment formally gives the equation of motion of the system density matrix

$$\frac{d}{dt} \hat{\rho}_S(t) = -\frac{i}{\hbar} \text{tr}_E [\hat{H}, \hat{\rho}(t)] . \quad (2.6)$$

The equation of motion Eq. (2.6) is called the *master equation*.

Definition 2.3.1 A *master equation* (ME) is an equation of evolution of the density matrix $\hat{\rho}_S(t)$ of the reduced system S . It has the form

$$\frac{d}{dt} \hat{\rho}_S(t) = L \hat{\rho}_S \quad (2.7)$$

where L is a linear operation on $\hat{\rho}_S$ that can be non-local in time.

The formal solution of Eq. (2.7) gives the so called dynamical map $V(t, t_0)$ giving the evolution of $\hat{\rho}_S$ between t_0 and $t > t_0$

$$\hat{\rho}_S(t) = V(t, t_0)\hat{\rho}_S(t_0). \quad (2.8)$$

We can define as follow the so called interaction picture in which the interaction Hamiltonian \hat{H}_{int} gives the evolution of the density matrix and the free Hamiltonian $\hat{H}_0 = \hat{H}_S + \hat{H}_E$ defines a unitary transformation for the other operators

$$\hat{\rho}^I(t) = \hat{U}_I(t, t_0)\hat{\rho}(t_0)\hat{U}_I^\dagger(t, t_0) \quad (2.9)$$

$$\text{with } \hat{U}_I(t, t_0) = \overleftarrow{T} \exp\left(-\frac{i}{\hbar} \int_{t_0}^t dt' \hat{H}_{\text{int}}(t')\right), \quad (2.10)$$

$$\hat{\mathcal{O}}^I(t) = \hat{U}_0^\dagger(t, t_0)\hat{\mathcal{O}}(t)\hat{U}_0(t, t_0) \quad (2.11)$$

$$\text{with } \hat{U}_0(t, t_0) = \overleftarrow{T} \exp\left(-\frac{i}{\hbar} \int_{t_0}^t dt' \hat{H}_0(t')\right). \quad (2.12)$$

The main point of this new picture is that the evolution of the density matrix only depends on the interaction Hamiltonian. In the interaction picture the von Neumann equation and its formal solution become

$$\frac{d}{dt}\hat{\rho}^I(t) = -\frac{i}{\hbar} [\hat{H}_{\text{int}}^I(t), \hat{\rho}^I(t)] \stackrel{\text{def.}}{=} \mathcal{L}^I(t)\hat{\rho}^I(t), \quad (2.13)$$

$$\hat{\rho}^I(t) = \overleftarrow{T} \exp\left(\int_{t_0}^t dt' \mathcal{L}^I(t')\right)\hat{\rho}(t_0). \quad (2.14)$$

From there, the theory of open quantum systems could be (crudely) summarised as a variety of cases and the corresponding approximations that can be made to write down an explicit form of the dynamical map $V(t, t_0)$.

For the rest of the manuscript, the I superscript on the interaction picture density matrix will be dropped.

We will now focus on a specific type of bath that will be of particular interest in the rest of this manuscript: the harmonic bath.

2.4 Harmonic Bath, correlation function and spectral density

Equation (2.14) gives the formal solution of the von Neuman equation for the total density matrix $\hat{\rho}(t)$. Tracing over the environment, we obtain a formal solution for the reduced density matrix $\hat{\rho}_S(t)$ which can then be tractable with further simplification coming from the specific physical problem under consideration. If there are no initial correlations between the system of interest and its environment, the initial state is a product states $\hat{\rho}(t_0) = \hat{\rho}_S(t_0) \otimes \hat{\rho}_E(t_0)$. In that case, the trace in Eq. (2.14) becomes an expectation value on the environment

$$\hat{\rho}_S(t) = \overleftarrow{T}_S \left\langle \exp\left(\int_{t_0}^t dt' \mathcal{L}^I(t')\right) \right\rangle_E \hat{\rho}_S(t_0). \quad (2.15)$$

Which also implies that we can separate the time-ordering $\overleftarrow{T} = \overleftarrow{T}_S \overleftarrow{T}_E$.

where the super-operator valued expectation is defined as

$$\langle \mathcal{S} \rangle_E = \text{tr}_E \left[\overleftarrow{T}_E \mathcal{S} \hat{\rho}_E(t_0) \right]. \quad (2.16)$$

In Eq. (2.15), we can identify $V(t, t_0) = \overleftarrow{T}_S \left\langle \exp \left(\int_{t_0}^t dt' \mathcal{L}^I(t') \right) \right\rangle_E$ as being a time-propagator between times t_0 and t for the system density matrix. We can pause for a few lines to illustrate an important property of dynamical maps. Contrary to isolated systems' evolution operator, open systems' time-propagator are not in general divisible

$$\text{For } t_0 < u < t, V(t, t_0) \neq V(t, u) \cdot V(u, t_0) \text{ in general.} \quad (2.17)$$

Indeed, as can be noticed in Eq. (2.15), in general

$$\left\langle \exp \left(\int_{t_0}^t dt' \mathcal{L}^I(t') \right) \right\rangle_E \neq \left\langle \exp \left(\int_{t_0}^u dt' \mathcal{L}^I(t') \right) \right\rangle_E \left\langle \exp \left(\int_u^t dt' \mathcal{L}^I(t') \right) \right\rangle_E, \quad (2.18)$$

because the expectation value of a product is different from the product of expectation values.

We are now going to specify an explicit Liouvillian $\mathcal{L}^I(t)$ by choosing a specific Hamiltonian that describes the environment as a bosonic bath with a linear coupling to the system

$$\hat{H}_B = \sum_i \hbar \omega_i \hat{a}_i^\dagger \hat{a}_i, \quad (2.19)$$

$$\hat{H}_{\text{int}} = \hat{O} \sum_i \left(g_i \hat{a}_i + g_i^* \hat{a}_i^\dagger \right) \quad (2.20)$$

where \hat{O} is an operator acting on the reduced system Hilbert space ($\hat{O} = \hat{O} \otimes \hat{1}_B$), ω_i is the angular frequency associated with the i^{th} bath mode and g_i the coupling strength between the system and the i^{th} bath mode. Furthermore, if we consider that the bath initial state is a Gibbs state², we can use the following relation [37]

$$\langle \exp(\mathcal{X}) \rangle_B = \exp \left(\langle \mathcal{X} \rangle_B + \frac{1}{2} \langle \mathcal{X}^2 \rangle_B \right), \quad (2.21)$$

where, here, \mathcal{X} is a super-operator.

Hence, choosing $\langle \mathcal{X} \rangle_B = 0$, we can cast Eq. (2.15) in the following form³

System Density Matrix with Time Propagator (Bosonic Bath)

$$\hat{\rho}_S(t) = \overleftarrow{T}_S \exp \left(\int_{t_0}^t \int_{t_0}^{t'} dt' dt'' \langle \mathcal{L}^I(t') \mathcal{L}^I(t'') \rangle_B \right) \hat{\rho}_S(t_0) \quad (2.22)$$

where $\mathcal{L}^I(t) \bullet = -\frac{i}{\hbar} [\hat{H}_{\text{int}}^I(t), \bullet]$. In general, the propagator is not time-local because of the time dependence of $\langle \mathcal{L}^I(t') \mathcal{L}^I(t'') \rangle_B$.

The next step is then to evaluate $\langle \mathcal{L}^I(t') \mathcal{L}^I(t'') \rangle_B$ in order to be able

When \hat{H}_B describes vibrational modes and \hat{H}_{int} their coupling to an electronic system, the model they define is called *Linear Vibronic Coupling*.

² A Gibbs state is a state of thermal equilibrium where

$$\hat{\rho}(t) = \frac{1}{Z} \exp \left(-\frac{\hat{H}}{k_B T} \right)$$

with $Z = \text{tr} \left[\exp \left(-\frac{\hat{H}}{k_B T} \right) \right]$ the partition function.

³ Because $\hat{H}_{\text{int}}^I(t)$ is linear in bath operators.

to have an explicit form for the propagator acting on $\hat{\rho}_S(t_0)$.

Super-operator notation

Let us introduce a useful set of notation defining super-operators. Given an operator \hat{O} we can define the four following super-operators

$$O^L \hat{\rho} \stackrel{\text{def.}}{=} \hat{O} \hat{\rho}, \quad (2.23)$$

$$O^R \hat{\rho} \stackrel{\text{def.}}{=} \hat{\rho} \hat{O}, \quad (2.24)$$

$$O^+ \hat{\rho} \stackrel{\text{def.}}{=} \{\hat{O}, \hat{\rho}\}, \quad (2.25)$$

$$O^- \hat{\rho} \stackrel{\text{def.}}{=} [\hat{O}, \hat{\rho}]. \quad (2.26)$$

Moreover, one can notice that $O^\pm = O^L \pm O^R$.

Therefore, we can rewrite the interaction Liouvillian as

$$\mathcal{L}^I(t) = -\frac{i}{\hbar} H_{\text{int}}^I(t). \quad (2.27)$$

The interaction Hamiltonian for a linear coupling with a bosonic bath (Eq. (2.20)) is a product of a system operator and a bath operator which can be written $\hat{H}_{\text{int}}^I(t) = \hat{O}(t) \otimes \hat{B}(t)$.

Thus, with our new super-operator notation

$$\mathcal{L}^I(t) = -\frac{i}{\hbar} \left(H_{\text{int}}^{I L}(t) - H_{\text{int}}^{I R}(t) \right) \quad (2.28)$$

$$= -\frac{i}{\hbar} \left(O^L(t) B^L(t) - O^R(t) B^R(t) \right) \quad (2.29)$$

$$= -\frac{i}{4\hbar} \left((O^-(t) + O^+(t))(B^-(t) + B^+(t)) - (O^-(t) - O^+(t))(B^-(t) - B^+(t)) \right) \quad (2.30)$$

$$\mathcal{L}^I(t) = -\frac{i}{2\hbar} \left(O^+(t) B^-(t) + O^-(t) B^+(t) \right). \quad (2.31)$$

This leads us to

$$\begin{aligned} \langle \mathcal{L}^I(t') \mathcal{L}^I(t'') \rangle_B &= -\frac{1}{4\hbar^2} \left\langle \left(O^+(t') B^-(t') + O^-(t') B^+(t') \right) \right. \\ &\quad \left. \times \left(O^+(t'') B^-(t'') + O^-(t'') B^+(t'') \right) \right\rangle_B. \end{aligned} \quad (2.32)$$

One can show easily that for a Gibbs state and an interaction Hamiltonian given by Eq. (2.20), $\text{tr}[B^- B^- \hat{\rho}_B] = \text{tr}[B^- B^+ \hat{\rho}_B] = 0$. Hence

Because $B^\pm \hat{\rho}_B \propto g_i \hat{a}_i + g_i^* \hat{a}_i^\dagger$.

$$\langle \mathcal{L}^I(t') \mathcal{L}^I(t'') \rangle_B = -\frac{1}{4\hbar^2} O^-(t') \left(O^+(t'') \langle B^+(t') B^-(t'') \rangle_B + O^-(t'') \langle B^+(t') B^+(t'') \rangle_B \right). \quad (2.33)$$

Defining the two-time bath correlation function $C(t', t'')$

$$C(t', t'') = \text{tr}_B [\hat{B}(t') \hat{B}(t'') \hat{\rho}_B(t_0)], \quad (2.34)$$

we have $\text{tr}_B [B^+(t')B^-(t'')\hat{\rho}_B(t_0)] = 4\text{Im} [C(t', t'')]$ and $\text{tr}_B [B^+(t')B^+(t'')\hat{\rho}_B(t_0)] = 4\text{Re} [C(t', t'')]$.

Finally, we can express $\langle \mathcal{L}^I(t')\mathcal{L}^I(t'') \rangle_B$ in terms of super-operators acting only on the system and the bath two-times correlation function

Super-Operator Valued Expectation of $\mathcal{L}^I(t')\mathcal{L}^I(t'')$

$$\langle \mathcal{L}^I(t')\mathcal{L}^I(t'') \rangle_B = -\frac{1}{\hbar^2} O^-(t') \left(O^-(t'') \text{Re} [C(t', t'')] + iO^+(t'') \text{Im} [C(t', t'')] \right) \quad (2.35)$$

The two-time correlation function $C(t, t')$ can be made explicit using the expression of $\hat{H}_{\text{int}}^I(t)$ given in Eq. (2.20)

$$\begin{aligned} C(t, t') &= \text{tr}_B [\hat{B}(t)\hat{B}(t')\hat{\rho}_B(t_0)] \\ &= \sum_{i,j} \delta_{i,j} \left(g_i^* g_j e^{i\omega_i(t-t')} n_\beta(\omega_i) + g_i g_j^* e^{-i\omega_i(t-t')} (n_\beta(\omega_i) + 1) \right) \\ &= \sum_i |g_i|^2 \left(e^{i\omega_i(t-t')} n_\beta(\omega_i) + e^{-i\omega_i(t-t')} (n_\beta(\omega_i) + 1) \right) \end{aligned}$$

with $n_\beta(\omega_i) = \frac{1}{\exp(\beta\hbar\omega_i)-1}$, where $\beta = (k_B T)^{-1}$, the Bose-Einstein distribution.

We can notice that, due to the stationarity of the initial bath state, the bath correlation function became a function $C(t-t')$ of a single time argument $\tau = t-t'$.

$$C(t-t') = \sum_i |g_i|^2 \left[\coth\left(\frac{\beta\hbar\omega_i}{2}\right) \cos(\omega_i(t-t')) - i \sin(\omega_i(t-t')) \right]. \quad (2.36)$$

If we define a new quantity called the spectral density of the bath, Eq. (2.36) can be cast in an integral form.

Definition 2.4.1 *The bath spectral density contains all the information about the interaction between the system and the bath*

$$J(\omega) = \sum_i |g_i|^2 \delta(\omega - \omega_i) \text{ where } \omega \geq 0. \quad (2.37)$$

For a bosonic bath, the bath Power Spectrum $S(\omega)$ is proportional to the spectral density

$$S(\omega) = 2\pi n_B(\omega) J(\omega) \text{ where } \omega \geq 0. \quad (2.38)$$

To approximate the limit case of a perfectly flat spectral density at $T = 0$ K, we look at the bath correlation function for a rectangular spectral density of height J_0 centered on ω_0 with a width $\Delta\omega$

$$C(\tau) = J_0 \Delta\omega \text{sinc}\left(\frac{\Delta\omega\tau}{2}\right) e^{-i\omega_0\tau}.$$

The characteristic correlation time of the bath correlation function (corresponding to the first zero of the sinc) is $\tau_B = \frac{2\pi}{\Delta\omega}$. Taking the infinite bandwidth limit we obtain an instantaneous correlation $\lim_{\Delta\omega \rightarrow \infty} C(\tau) \propto \delta(\tau)$.

If the spectral density is a Lorentzian of the same height, bandwidth and peaked at the same frequency, the correlation function becomes

$$C(\tau) = \pi \frac{\Delta\omega}{2} J_0 e^{-\frac{\Delta\omega\tau}{2}} e^{-i\omega_0\tau}$$

which has the similar characteristic time τ_B and the same infinite bandwidth limit.

Finally, the general form of the correlation function of a bosonic bath is

Bosonic Bath Auto-Correlation Function

$$C(\tau) = \int_0^\infty d\omega J(\omega) \left[\coth\left(\frac{\beta\hbar\omega}{2}\right) \cos(\omega\tau) - i \sin(\omega\tau) \right] \quad (2.39)$$

Hence, for a bosonic bath with a linear coupling, the time propagator of the reduced system density matrix is defined by the super-operator valued expectation $\langle \mathcal{L}^I(t')\mathcal{L}^I(t'') \rangle_B$, which is entirely defined by the

bath auto-correlation function $C(\tau)$ or equivalently by the bath spectral density $J(\omega)$. Here we recover the well-known result that for a Gaussian environment, the dynamics of the system does not depend on the microscopic details of the environment but only on the bath correlation function [9, 35].

We can already see that for different spectral densities $J(\omega)$ the bath correlation function is going to have different behaviours, and especially it will decay on different timescales τ_B . We call this timescale τ_B the bath correlation time.

For example, if only one bath mode couples to the system the correlation function has a purely oscillatory behaviour and thus an infinite correlation time.

Generally, if the system couples to a range of frequencies $\Delta\omega$ the correlation time is going to be of the order $\tau_B \approx 2\pi/\Delta\omega$.

2.5 (Non-)Markovianity

If all the bath modes couple to the system the same way, i.e. $J(\omega) = J_0$, at zero temperature the correlation function is a Dirac delta function. In that case, there are only instantaneous correlations into the bath. Such a ‘white noise’ spectral density is a limit case of what is called a Markovian behaviour.

Definition 2.5.1 *An environment is called **Markovian** if its timescale of relaxation τ_B is much shorter than the timescales of the processes happening in the system τ_S*

$$\tau_B \ll \tau_S . \quad (2.40)$$

Being in a Markovian regime allows one to make important simplifications to the equations of motion as the dynamic of the system doesn’t depend on past interactions with the bath. With the additional assumptions of separability of the system and the bath states $\hat{\rho}(t) \approx \hat{\rho}_S(t) \otimes \hat{\rho}_B(t)$ because of weak coupling (Born approximation) and the secular approximation, one can write down the famous Gorini-Kossakowski-Sudarshan-Lindblad (GKSL) equation.

Definition 2.5.2 *Assuming the Born, Markov and secular approximations, the most general form of a ME is the **GKSL master equation***

$$\frac{d}{dt} \hat{\rho}_S(t) = -\frac{i}{\hbar} [\hat{H}_{\text{eff}}, \hat{\rho}_S(t)] + \sum_{k=1}^{d^2-1} \gamma_k \left(\hat{A}_k \hat{\rho}_S(t) \hat{A}_k^\dagger - \frac{1}{2} \{ \hat{A}_k^\dagger \hat{A}_k, \hat{\rho}_S(t) \} \right) , \quad (2.41)$$

where $\hat{H}_{\text{eff}} = \hat{H} + \hat{H}_{\text{LS}}$ is an effective Hamiltonian with \hat{H}_{LS} a Lamb shift term renormalising the system’s energy levels due to the interaction with the bath, $\gamma_k > 0$ are relaxation rates, $\hat{A}_k \in \mathcal{B}(\mathcal{H}_S)$ are traceless so called jump operators and $d = \dim(\mathcal{H}_S)$.



Figure 2.4: Andrei Markov (June 14, 1856 – July 20, 1922) was a Russian mathematician best known for his work on stochastic processes. A primary subject of his research later became known as Markov chains and Markov processes.

The secular approximation considers that the infinitesimal timespan dt is larger than the fastest transition in the system.

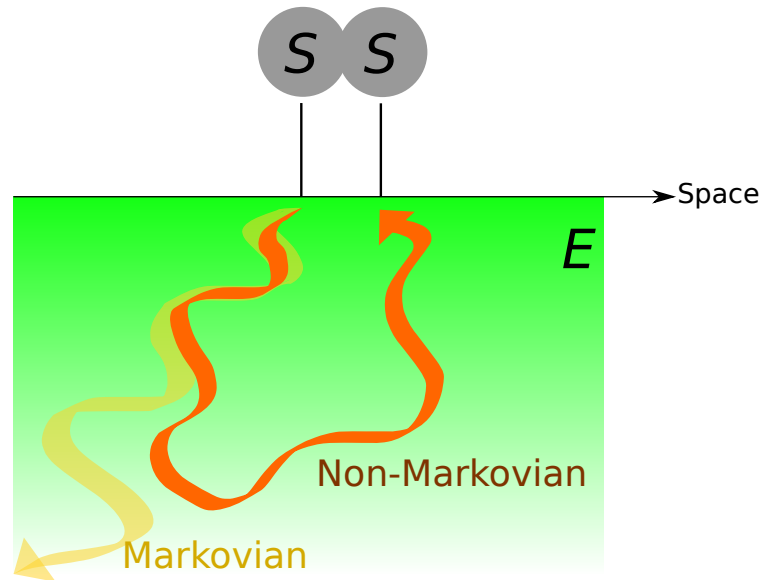
Vittorio Gorini (born 4 December 1940) is an Italian physicist and professor at the Università degli Studi dell’Insubria. His work include research in the structure of quantum dynamical semigroups and formulation of de Sitter relativity.

⁴ The adjective ‘non-Markovian’ can also be used in a general sense of ‘not relying on a Markovian approximation’ without implying that this is of particular importance for the dynamics of the system.



Figure 2.5: Andrzej Kossakowski (20 February 1938 – 31 January 2021) was a Polish theoretical physicist and a professor at the Nicolaus Copernicus University. He was best known for his work on open quantum systems.

Figure 2.6: When the environment is Markovian, energy injected by the system is simply dissipated away, whereas in the non-Markovian case it can be injected back into the system at a latter time and a different place.



Equation (2.41) is a master equation describing the evolution of $\hat{\rho}_S$ with a unitary contribution given by the effective Hamiltonian and a dissipative part generated by the action of the jump operators on the instantaneous density matrix. Hence, by construction, Eq. (2.41) is a time-local equation. The GKSL equation of motion is often used in the context of quantum optics [6].

We call a bath *non-Markovian* if we cannot neglect its past interactions with a system to describe the dynamics of the system⁴. Whereas the Markovian case is well-studied, the non-Markovian one is still poorly understood as it is more complex. A consequence of non-Markovianity is that energy that has been dissipated into the environment can be re-injected into the system at later times (as illustrated in Fig. 2.6) and thus possibly altering drastically its dynamics. This corresponds to the so called *information backflow* from the environment to the system which is often responsible for recurrences in the system’s state [38].

Note that the backflow can happen at a different position in space than the one where the energy was dissipated initially. This is of strong importance for multi-component systems like machines designed by humans or emerging from natural selection which often rely on different pieces being arranged in space to realise a desired function. For instance, an engine is composed of valves, pistons, etc. that act in an ordered manner, such as a four-stroke cycle, to perform energy conversion; and a light harvesting complex is made of pigments held together by a protein scaffold in such a way to efficiently transfer energy. Hence, to describe accurately such concerted actions in an extended device under dissipation, it is needed to go beyond the usual assumption of Markovian bath dynamics.

This opens the possibility that injecting an excitation in an extended system causes the local structure to relax to a new equilibrium position, but in doing so key system properties such as energy gaps or couplings to other systems can be strongly modified in the new conformation [39, 40]. It thus becomes possible for local reorganization dynamics to *propagate* and effect dramatic changes at distal locations at later times [41].

This phenomenology will be of central interest in this thesis as we will show in subsequent chapters examples of the richness of non-Markovian dynamics. However, the necessity to take into account the interaction history in order to accurately describe non-Markovian dynamics is the very source of the difficulty of this description. Major advances on this problem happened recently as modern computation techniques became available and as new numerical approaches were uncovered. For instances, the reaction-coordinate mapping incorporate the ‘non-Markovian part’ of the environment in the definition of the system and the remaining modes are described with a Markovian EOM [42]; at zero temperature, the pseudo-modes method is able to access the system dynamics in the ultra-strong coupling regime by replacing the environment by a few unphysical pseudo-modes [43]; and the reduced hierarchical equations of motion (HEOM) method maps non-Markovian effects into new terms in the density matrix EOM that, as suggested by the name, belongs to a hierarchy of equations [44]. However, these methods are either not generally applicable or numerically expensive. New techniques relying on so called tensor networks have emerged to represent either the system propagator [45, 46], the bath influence functional in the form of a process tensor [47] or the total wave function of the system and the environment together [48]. They allow a general, numerically exact and efficient description of the system and the bath dynamics. Chapters 3 and 4 treat in more detail the basics of tensor networks and a specific method, the Time-Dependent Density operator with Orthonormal Polynomials (TEDOPA), that will be used in the rest of the thesis.




Figure 2.7: Ennackal Chandy George Sudarshan (16 September 1931 – 13 May 2018) was an Indian theoretical physicist and a professor at the University of Texas. Sudarshan has been credited with, inter alia, Glauber–Sudarshan P representation, V-A theory, tachyons and quantum Zeno effect.



Figure 2.8: Göran Lindblad (9 July 1940 - 1 December 2022) was a Swedish theoretical physicist and a professor emeritus at the KTH Royal Institute of Technology, Stockholm.

METHODS

Tensor Networks

At the least [Nature] must wear a matrix, with here and there a tensor to hold the queer garment together.

Sydney EVERSLED

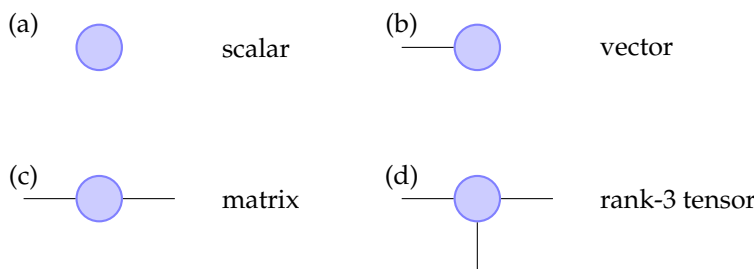
3.1 Quantum states, tensors and diagrammatic representation

A multipartite quantum state $|\psi\rangle$, e.g. a N -site system where the sites can each be in a state $|\phi_i\rangle$ belonging to a d -dimensional Hilbert space, can be written as follows

$$|\psi\rangle = \sum_{\{i_k\}} c_{i_1 \dots i_N} |\phi_{i_1}\rangle \otimes \dots \otimes |\phi_{i_N}\rangle, \quad (3.1)$$

where the complex numbers $c_{i_1 \dots i_N}$ are the amplitudes of each state $|\phi_{i_1}\rangle \otimes \dots \otimes |\phi_{i_N}\rangle$ whose superpositions form in full generality the state $|\psi\rangle$. Thus the state $|\psi\rangle$ can be completely represented by a rank- N tensor c that is the collection of all possible amplitudes $c_{i_1 \dots i_N}$. Here by the rank of a tensor, we simply mean the number of indices it has. This tensor is represented diagrammatically in Fig. 3.1.

The diagrammatic notation used in Fig. 3.1 consists in representing a rank- k object by a geometric shape with as many *legs* as its rank. For example, a scalar is a rank-0 tensor so its diagrammatic representation has no legs; a vector has one index, so its representation has one leg; etc. These examples are shown in Fig. 3.2.



- 3.1 Quantum states, tensors and diagrammatic representation . . . 25
- 3.2 Matrix Product States 26
- 3.3 Singular Value Decomposition 28
 - Restricted rank approximation of quantum states 30
 - Gauge freedom and canonical forms 30
- 3.4 Matrix Product Operators . 33
 - Constructing a MPO for a Hamiltonian 34
- 3.5 Time-evolution methods . . 36
 - Time-Dependent Variational Principle 38

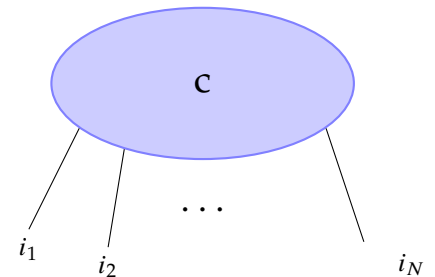


Figure 3.1: Diagrammatic representation of a rank- N tensor. Each *leg* represents one of the N indices which can take d different values.

Figure 3.2: (a) A scalar is a rank-0 tensor which is represented by a plain geometrical shape. (b) A matrix is a rank-1 tensor, thus it is represented by a geometrical shape with one leg. (c) A matrix has two indices, thus its representation has two legs. (d) A rank-3 tensor is an object with 3 indices, its representation thus has three legs.

The identity matrix $\mathbb{1}$ is usually represented as a simple wire $\delta_{i,j} = i \text{ --- } j$.

The action of a matrix on a vector is represented by joining the legs that correspond to the summed over index during contraction. For instance the equation $\vec{v} = A\vec{u}$, where A is a $n \times m$ -matrix and \vec{u} is a m -dimensional vector and \vec{v} is a n -dimensional vector, can be written

$$\text{--- } n \text{ --- } \textcircled{v} = \text{--- } n \text{ --- } \textcircled{A} \text{--- } m \text{ --- } \textcircled{u}, \tag{3.2}$$

where, to render the different dimensions of the matrix and vectors explicit, we have written them *in extenso* inside of the legs themselves. A matrix multiplication $C = AB$ can be written in a similar fashion

$$\text{--- } n \text{ --- } \textcircled{C} \text{--- } p \text{ ---} = \text{--- } n \text{ --- } \textcircled{A} \text{--- } m \text{ --- } \textcircled{B} \text{--- } p \text{ ---}. \tag{3.3}$$

More complex linear operations can also be represented, such as the trace of a $n \times n$ -matrix M which is depicted by contracting the two legs of the matrix together

$$\text{tr}[M] = \textcircled{M} \tag{3.4}$$

The diagrammatic notation of tensors is a useful tool to simply represent complex operations involving several contractions at the same time. It gives a representation of equations and mathematical operations that is easy to read and intuitive to manipulate. Such notation was first introduced by Roger Penrose [49] and gained traction in the last twenty years when one of the leading methods to determine the ground state of 1d-system, the Density Matrix Renormalization Group (DMRG) [50, 51], was reformulated in terms of tensor networks [52], and when tensor-network-based methods applicable to other geometries [53–56] to find ground states or time-evolve quantum states were found [57–60]. Simultaneously, a reformulation of (finite dimensional) quantum theory in terms of abstract diagrams representing states, effects and processes was also developed stemming from category theory [14].



Figure 3.3: Sir Roger Penrose (born 8 August 1931) is an English mathematician and mathematical physicist who was awarded the Nobel Prize in Physics "for the discovery that black hole formation is a robust prediction of the general theory of relativity".

3.2 Matrix Product States

The tensor c of a quantum state $|\psi\rangle$ corresponding to a one-dimensional system can be decomposed into a product of N smaller rank-3 tensors T_k (except for the first and last sites where the tensors will have a rank-2)

$$c_{i_1 \dots i_N} = \sum_{\{\alpha\}} T_{i_1}^{\alpha_1} T_{i_2}^{\alpha_1 \alpha_2} T_{i_3}^{\alpha_2 \alpha_3} \dots T_{i_N}^{\alpha_{N-1}}. \tag{3.5}$$

In this form, the local tensor T_k contains the information on the quantum state on site k and its relation (especially the entanglement) with the neighbouring sites.

Definition 3.2.1 The decomposition of the tensor of the amplitudes of a quantum state into a product of smaller rank tensors is called a **Matrix Product State decomposition**.

$$|\psi\rangle = \sum_{\{i_k\}} \sum_{\{\alpha\}} T_{i_1}^{\alpha_1} T_{i_2}^{\alpha_1 \alpha_2} T_{i_3}^{\alpha_2 \alpha_3} \dots T_{i_N}^{\alpha_{N-1}} |\phi_{i_1}\rangle \otimes \dots \otimes |\phi_{i_N}\rangle \quad (3.6)$$

The contracted indices α_k between the tensors are called **virtual indices** and carry information about the correlations between bi-partitions of the state at bond k . The number of different values a virtual index can take is called the **bond dimension** and is denoted D .

The free indices i_k associated with local quantum states are called **physical indices**. Thus, they can take d values (with d the dimension of the local Hilbert space).

Diagrammatically the decomposition of a quantum state as a MPS presented in Eq. (3.5) takes the form

$$\begin{array}{c}
 \text{--- } i_1 \text{ --- } \text{--- } i_2 \text{ --- } \dots \text{ --- } i_N \\
 \text{--- } \alpha_1 \text{ --- } \alpha_2 \text{ --- } \alpha_3 \text{ --- } \dots \text{ --- } \alpha_{N-1} \\
 \text{--- } \alpha_1 \text{ --- } \alpha_2 \text{ --- } \alpha_3 \text{ --- } \dots \text{ --- } \alpha_{N-1} \\
 \text{--- } i_1 \text{ --- } i_2 \text{ --- } i_3 \text{ --- } \dots \text{ --- } i_N
 \end{array}
 \quad (3.7)$$

where the labels of the legs have been written next to them.

Any state in the Hilbert space of a one-dimensional many-body system can in principle be represented by a MPS by choosing a sufficiently large value for the bond dimension D [13]. On top of this intellectually satisfying property of MPSs being a dense set of states for a 1d-system, they can also be used as a practical Ansatz for a many-body quantum states by setting a maximal allowed value χ for the bond dimension D . In doing so, we restrict ourselves to a corner of the total Hilbert space. The rationale behind this Ansatz is the following: if the initial quantum state of a many-body system has a low bond dimension (typically if the initial state is a product state with $D = 1$), then in a finite time it will only be able to explore a region of the Hilbert space that is not too far away from its starting point. Thus, the bond dimension will not have the time to diverge exponentially [61]. However, depending on the physical system at hand, this sub-manifold of the Hilbert space could still be ‘too large’. There is an additional reason that explains why MPSs are good Ansatz for 1d physical systems. Most many-body Hamiltonians we (physicists) are interested in are local, meaning that the interactions they describe involve objects that are ‘neighbours’⁷. For such Hamiltonians, the ground states (outside of potential critical phases) follow the so called *area law* for the entanglement entropy⁸ [62–64]. This law states that the entanglement entropy S_{vN} of a bi-partition of the system is proportional, not to the volume of the partition as one might expect, but to the hyper-surface of the partition’s boundary; hence the name ‘area law’. For a 3d system this corresponds to an actual surface area A , $S_{vN} \sim A$; for a 2d system it corresponds to the length L of the partition’s boundary, $S_{vN} \sim L$; and in 1d the boundary

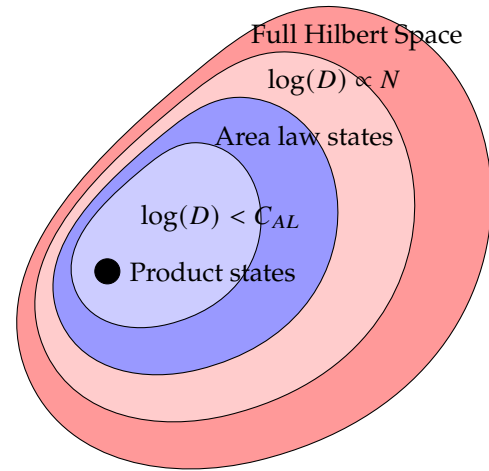


Figure 3.4: Hierarchy of sub-manifolds of the total Hilbert space. MPS of bond dimension D independent on N follow the area law $S_{vN} \sim C_{AL}$. By having a bond dimension scaling exponentially with N , states outside of the area law manifold can be recovered up to the full Hilbert space.

⁷ One might think of nearest neighbours or next-to-nearest neighbours interactions.

⁸ In a critical phase, the entanglement entropy follows a logarithmic growth with the size of the system $S_{vN} \sim \log(N)$.

reduces to a point, thus the entropy will be independent of the size of the system $S_{v,N} \sim \text{constant}$. The MPSs are states that satisfy this area law, as we will show in the next section. Hence, MPSs are the relevant states to describe 1d physical systems that are interacting through local interactions. Figure 3.4 shows a drawing of the hierarchy of manifolds inside a 1d many-body Hilbert space. Moreover, the main asset of this Ansatz – that follows from the reduction to a corner of the Hilbert space – is its practical numerical advantage over generic formulations of many-body wave functions. In full generality, for a tensor c representing a N -component many-body state with local Hilbert spaces of dimension d , the number of elements that need to be stored is d^N . The number of coefficients thus grows exponentially with the size of the system, rapidly preventing any reasonable size calculations. Storing the state of one of the simplest many-body systems, a spin chain, of 40 sites already requires 8 tebibits.⁹ It is therefore unimaginable to practically perform any simulation this way even on such a simple system. Whereas the number of coefficients describing a MPS of the order of $\approx NdD^2$, which grows linearly with the size of the system.

⁹ 1 tebibit = 2^{40} bits ≈ 1.0995 Tbit. In the Julia programming language or in Python, unsigned integers are coded on 8 bits, hence storing the state of a 40-site long spin chain requires around 8 Tbit.

3.3 Singular Value Decomposition

The Singular Value Decomposition (SVD) of a tensor is a factorisation that generalises the eigen-decomposition of square matrices to rectangular matrices and higher rank tensors. As in an eigen-decomposition the goal is to represent a tensor in a diagonal form (along a given partition of its indices), denoted S , whose entries are called the Singular Values of the tensor.

The SVD can be interpreted geometrically. The unitary matrices U and V^\dagger correspond to a rotation in the complex plane and the singular matrix S corresponds to a "squeezing" of the basis vectors.

There exists another version of the SVD called 'compact' where S is a $p \times p$ -matrix with $p = \min\{n, m\}$, and U and V^\dagger are respectively $n \times p$ and $p \times m$ isometries (whose definition will be given latter on). The compact version is often used in practice for numerical calculations.

Definition 3.3.1 *The Singular Value Decomposition of a complex $n \times m$ rectangular matrix T is a decomposition such that*

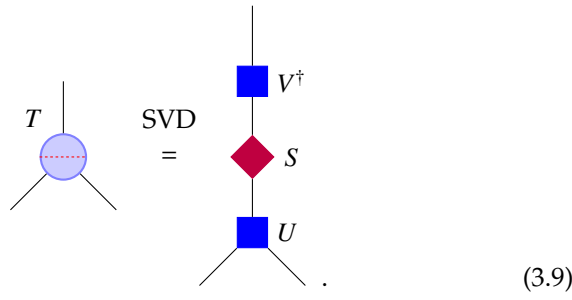
$$T = USV^\dagger \quad (3.8)$$

where U and V are respectively $n \times n$ and $m \times m$ square unitary matrices and S is a $n \times m$ rectangular diagonal matrix whose entries are positive numbers ordered in decreasing order and called the singular values of the matrix.

This definition can be extended to higher-rank tensors by partitioning their indices into two groups forming two super-indices. The tensor can then be represented as a rectangular matrix on which the SVD can be applied. In that case the result of the decomposition depends on the partition of the indices.

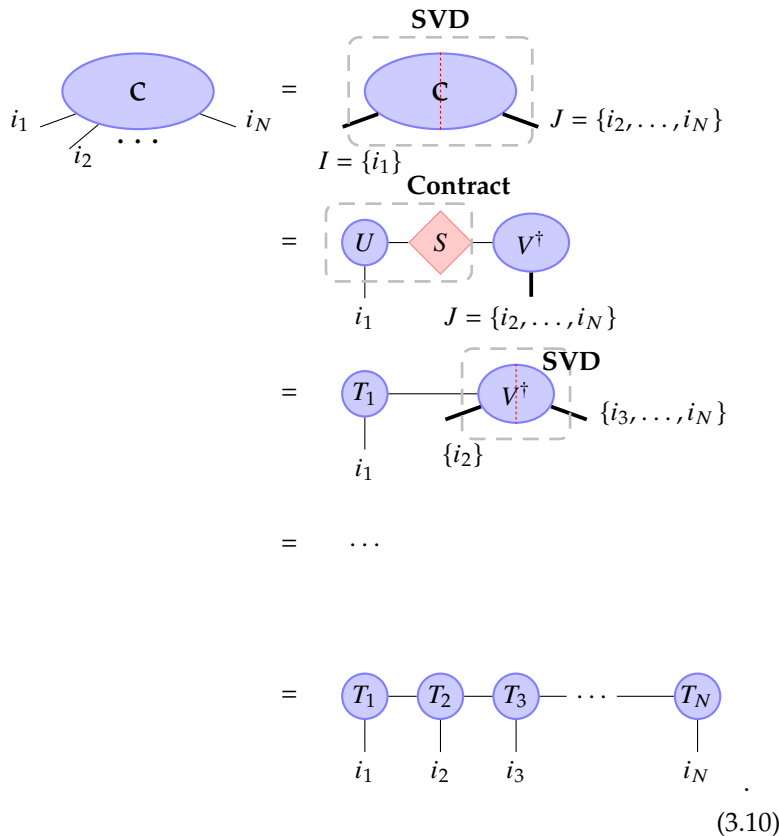
Equation (3.9) shows a diagrammatic representation of this decomposition for a rank-3 tensor T , along a partition of its indices given by the red dotted line, into the product USV^\dagger where $U^\dagger U = \mathbb{1}$ and $V^\dagger V = \mathbb{1}$ and S is a diagonal matrix whose elements (the singular values of the tensor along the given partition) are positive and arrange in a

decreasing order



The SVD can be used to construct the MPS in the RHS of Eq. (3.7) from the tensor c in the LHS of the equation. The first step is to group the indices into two super-indices $I = \{i_1\}$ and $J = \{i_2, i_3, \dots, i_N\}$. Then, a SVD is performed in between the two super indices $c_{IJ} = U_{I\alpha} S_{\alpha\beta} V_{\beta J}^\dagger$. The matrices U and S are contracted to obtain a new matrix $US = T_1$. After ungrouping the indices, the tensor as now the form $c_{i_1 \dots i_N} = T_{1i_1\gamma} V_{\gamma i_2 \dots i_N}^\dagger$. Next, the indices of V^\dagger are grouped into $\{\gamma, i_2\}$ and $\{i_3, \dots, i_N\}$ and a SVD is performed along this partition. The obtained U and S matrices are contracted to form a new matrix T_2 . The tensor c now reads $c_{i_1 \dots i_N} = T_{1i_1\gamma} T_{2\gamma i_2\nu} V_{\nu i_3 \dots i_N}^\dagger$. The procedure is repeated on the tensor V^\dagger until completion.

Here we use the Einstein summation convention.



Restricted rank approximation of quantum states

An application of the SVD is to create efficient approximations of quantum states to perform computations. The main idea is to reduce the content of the MPS to keep only the parts that contain the physics of interest. One method to realise this approximation is to do a SVD on each of the tensors of the MPS after each time step of the state time-evolution and to trim the smallest singular values in order to decrease the bond dimension of the MPS down to a chosen maximal value χ . The corresponding columns and rows of the unitary matrices U and V^\dagger are also removed. Then, the trimmed matrices \tilde{U} , \tilde{S} and \tilde{V}^\dagger are contracted back to give an approximated tensor T with a smaller bond dimension.

Another way to apply the restricted rank approximation is to restrict oneself into working in a manifold of fixed bond dimension D and to use methods that can enforce this constraint. Such a method will be presented in Sec. 3.5.

Gauge freedom and canonical forms

The MPS representation of a wave function is not unique. Indeed, at any bond a resolution of the identity can be inserted as a product of a matrix A and its inverse A^{-1} . Then contracting A and A^{-1} with their neighbouring tensors we define a new MPS for $|\psi\rangle$

$$|\psi\rangle = \begin{array}{c} \text{Contract} \quad \text{Contract} \\ \left[\begin{array}{c} T_1 \xrightarrow{\alpha_1} A \xrightarrow{\alpha_2} T_2 \end{array} \right] \left[\begin{array}{c} A^{-1} \xrightarrow{\alpha_3} T_3 \end{array} \right] \dots \xrightarrow{\alpha_{N-1}} T_N \\ \begin{array}{c} | \\ i_1 \end{array} \quad \begin{array}{c} | \\ i_2 \end{array} \quad \begin{array}{c} | \\ i_3 \end{array} \quad \dots \quad \begin{array}{c} | \\ i_N \end{array} \end{array} \quad (3.11)$$

$$= \begin{array}{c} T'_1 \xrightarrow{\alpha_1} T'_2 \xrightarrow{\alpha_2} T_3 \xrightarrow{\alpha_3} \dots \xrightarrow{\alpha_{N-1}} T_N \\ \begin{array}{c} | \\ i_1 \end{array} \quad \begin{array}{c} | \\ i_2 \end{array} \quad \begin{array}{c} | \\ i_3 \end{array} \quad \dots \quad \begin{array}{c} | \\ i_N \end{array} \end{array} \quad (3.12)$$

This gauge freedom on the actual MPS representing a state can be exploited to simplify (numerical) calculations. A specific gauge can be chosen where most tensors in the MPS are isometries. An isometric matrix X has two indices with dimensions $d_1 \geq d_2$. When contracted on the larger dimensional index with its conjugate the identity is produced, $X^\dagger X = \hat{1}$. However, contraction along the other index produces a projector, $XX^\dagger = \hat{P}$. Unitary matrices are double-sided isometries. Isometries are usually represented as triangle where the larger d_1 -leg is attached to the larger side of the triangle and the smaller d_2 -leg is

attached to the apex of the triangle

$$\text{--- } d_1 \text{---} \triangleleft X \text{---} d_2 \text{---} \triangleright X \text{---} d_1 \text{---} = \hat{P}, \quad (3.13)$$

$$\text{--- } d_2 \text{---} \triangleright X \text{---} d_1 \text{---} \triangleleft X \text{---} d_2 \text{---} = \hat{Q}. \quad (3.14)$$

Hence, upon contraction with the corresponding tensors of the associated bra $\langle\psi|$ they will simply reduce to the identity

$$\langle\psi|\psi\rangle = \begin{array}{c} \triangleright \text{---} \dots \\ | \\ \triangleleft \text{---} \dots \\ | \\ \triangleright \text{---} \dots \\ | \\ \triangleleft \text{---} \dots \end{array} = \begin{array}{c} \text{---} \triangleright \text{---} \dots \\ | \\ \text{---} \triangleleft \text{---} \dots \end{array} = \dots = 1. \quad (3.15)$$

By performing a SVD on the left-most tensor, and then contracting the singular matrix S and the right unitary V^\dagger with the tensor on the right, the left-most tensor of the MPS becomes a unitary itself. By repeating this process with the tensor on its right, and then with the next tensor, etc., we arrive at the so called *left canonical gauge* where all the tensors are unitaries

$$\begin{array}{c} \text{SVD} \\ |\psi\rangle = \begin{array}{c} \boxed{T_1} \text{---} \boxed{T_2} \text{---} \boxed{T_3} \text{---} \dots \text{---} \boxed{T_N} \\ | \quad | \quad | \quad \quad | \\ i_1 \quad i_2 \quad i_3 \quad \quad i_N \end{array} \end{array} \quad (3.16)$$

$$\begin{array}{c} \text{Contract} \\ = \begin{array}{c} \boxed{U_1} \text{---} \boxed{S} \text{---} \boxed{V^\dagger} \text{---} \boxed{T_2} \text{---} \boxed{T_3} \text{---} \dots \text{---} \boxed{T_N} \\ | \quad \quad \quad | \quad \quad \quad | \quad \quad \quad | \\ i_1 \quad \quad \quad i_2 \quad \quad i_3 \quad \quad \quad i_N \end{array} \end{array} \quad (3.17)$$

$$\begin{array}{c} \text{SVD} \\ = \begin{array}{c} \boxed{U_1} \text{---} \boxed{T'_2} \text{---} \boxed{T_3} \text{---} \dots \text{---} \boxed{T_N} \\ | \quad | \quad | \quad \quad | \\ i_1 \quad i_2 \quad i_3 \quad \quad i_N \end{array} \end{array} \quad (3.18)$$

$$= \dots \quad (3.19)$$

$$|\psi\rangle = \begin{array}{c} \boxed{U_1} \text{---} \boxed{U_2} \text{---} \boxed{U_3} \text{---} \dots \text{---} \boxed{U_N} \\ | \quad | \quad | \quad \quad | \\ i_1 \quad i_2 \quad i_3 \quad \quad i_N \end{array}. \quad (3.20)$$

Because of the normalisation of the wave function $\langle\psi|\psi\rangle = 1$, we can show that the last, right-most, tensor is also a unitary.

Of course, we can apply the same procedure starting from the right-

most tensor and obtain a *right canonical gauge*

$$|\psi\rangle = \begin{array}{c} \boxed{V_1^\dagger} \text{---} \boxed{V_2^\dagger} \text{---} \boxed{V_3^\dagger} \text{---} \dots \text{---} \boxed{V_N^\dagger} \\ | \quad | \quad | \quad \quad \quad | \\ i_1 \quad i_2 \quad i_3 \quad \quad \quad i_N \end{array} . \quad (3.21)$$

It is also possible to mix left and right canonical gauges to obtain a representation that is centred on a specific tensor (or bond) called *orthogonality center* (OC). All the tensors on the left (right) of the OC are in the left (right) canonical form. This *mixed canonical gauge* is especially suited for computing expectation values of local operators as the expectation reduces to the contraction of the hermitian conjugate of the OC, the operator, and the OC. For example, if we chose to set the OC on the second site, the site-centred form this gauge is

$$|\psi\rangle = \begin{array}{c} \boxed{U_1} \text{---} \textcircled{T_2^C} \text{---} \boxed{V_3^\dagger} \text{---} \dots \text{---} \boxed{V_N^\dagger} \\ | \quad | \quad | \quad \quad \quad | \\ i_1 \quad i_2 \quad i_3 \quad \quad \quad i_N \end{array} , \quad (3.22)$$

and the bond-centred form is

$$|\psi\rangle = \begin{array}{c} \boxed{U_1} \text{---} \text{◇} S \text{◇} \text{---} \boxed{V_2^{\dagger'}} \text{---} \boxed{V_3^\dagger} \text{---} \dots \text{---} \boxed{V_N^\dagger} \\ | \quad \quad \quad | \quad | \quad \quad \quad | \\ i_1 \quad \quad \quad i_2 \quad i_3 \quad \quad \quad i_N \end{array} . \quad (3.23)$$

In these mixed gauges, the expectation value of an operator $\hat{O}_2 = \hat{\mathbb{1}} \otimes \hat{O}_2 \otimes \hat{\mathbb{1}} \otimes \dots \otimes \hat{\mathbb{1}}$ acting on the second site simply becomes

$$\langle \psi | \hat{O}_2 | \psi \rangle = \begin{array}{c} \textcircled{T_2^C} \\ | \\ \text{◇} \hat{O}_2 \text{◇} \\ | \\ \textcircled{T_2^C} \end{array} = \begin{array}{c} \text{◇} S \text{◇} \text{---} \boxed{V_2^{\dagger'}} \\ | \\ \text{◇} \hat{O}_2 \text{◇} \\ | \\ \text{◇} S \text{◇} \text{---} \boxed{V_2^{\dagger'}} \end{array} . \quad (3.24)$$

Here, we have implicitly used the convention that tensors with physical legs pointing upward are complex conjugates of tensors with downward-pointing physical legs. When $\hat{O}_2 = \hat{\mathbb{1}}$, we can see that the tensor T_2^C and S are fully responsible for the norm of the state $|\psi\rangle$. More precisely, here S contains the Schmidt coefficients $\{s_i\}$ of the decomposition of the state $|\psi\rangle$ at the bond separating $\{\text{site } 1\}$ and $\{\text{sites } 2, \dots, N\}$. The bond-centred mixed gauge enables us to define the entanglement entropy of the corresponding bi-partition of the state as

$$S_{vN} = - \sum_{i=1}^D s_i^2 \ln(s_i^2) . \quad (3.25)$$

We can see that the entanglement entropy is bounded by

$$S_{vN} \leq \ln(D) \quad (3.26)$$

where D is the bond dimension of the MPS. Hence, because D is independent of the size N of the system, MPSs belong to the class of area law states.

The SVD is not the only way to decompose a tensor into a product of other tensors. For instance, if it were possible to write the considered tensor T as a square matrix, we could have simply used a diagonalization $T = UAU^\dagger$. For rectangular matrices, the QR decomposition can also be used where a $n \times m$ -matrix M ($n > m$) is decomposed into a $n \times m$ isometry Q and a $m \times m$ upper-triangular matrix R

$$\begin{array}{c}
 \text{--- } n \text{ --- } \boxed{M} \text{ --- } m \text{ ---} = \text{--- } n \text{ ---} \triangleleft \boxed{Q} \text{ --- } m \text{ ---} \boxed{R} \text{ --- } m \text{ ---} \\
 \text{(3.27)}
 \end{array}$$

The QR decomposition is useful when one is mainly interested in the unitarity properties and not in the Schmidt coefficients, as this decomposition is computationally faster than the SVD.

3.4 Matrix Product Operators

In order to compute expectation values of observables or apply unitary transformations to a quantum state, we need a TN representation of operators. In the same fashion as a one-dimensional quantum state can be represented as a MPS, operators acting on those states can be represented as *Matrix Product Operators* (MPO). For an operator \hat{O} , its MPO can be defined as follows

Definition 3.4.1 *The decomposition of the tensor of the coefficients of an operator acting on a quantum state into a product of smaller rank tensors is called a **Matrix Product Operator** decomposition.*

$$\hat{O} = \sum_{\{i_k\}\{i'_k\}\{w\}} W_1^{i_1 i'_1 w_1} \cdots W_N^{i_N i'_N w_{N-1} w_N} |\phi_{i'_1} \cdots \phi_{i'_N}\rangle \langle \phi_{i_1} \cdots \phi_{i_N}| \tag{3.28}$$

The contracted indices between the tensors are called virtual indices. The free indices are called physical indices and correspond to the different input and output local quantum states. They can take d values (with d the dimension of the local Hilbert space).

A diagrammatic formulation of a MPO representation of an operator is

$$\begin{array}{c}
 \hat{O} = \text{--- } 1 \text{ ---} \boxed{W_1} \text{---} w_1 \text{---} \boxed{W_2} \text{---} w_2 \text{---} \boxed{W_3} \text{---} w_3 \text{---} \cdots \text{---} w_{N-1} \text{---} \boxed{W_N} \text{---} 1 \text{ ---} \\
 \begin{array}{cccc}
 i_1 & i_2 & i_2 & i_N \\
 | & | & | & | \\
 \boxed{W_1} & \boxed{W_2} & \boxed{W_3} & \boxed{W_N} \\
 | & | & | & | \\
 i'_1 & i'_2 & i'_3 & i'_N
 \end{array} \\
 \text{(3.29)}
 \end{array}$$

where the convention to put free legs of dimension 1 to the first and last tensors have been used to have only rank-4 tensors. These extra free legs are equivalent to no legs.

The action of an operator on a quantum state can then be represented as the action of a MPO on a MPS and the resulting state is given by the contraction of the local tensors

Note that during the contraction of the physical legs of the MPS and MPO, the dimensions of their respective virtual indices multiply. This is the reason why we need the restricted rank approximation introduced above. Without it, the bond dimension of a MPS will grow exponentially during the time evolution performed with a MPO. In Sec. 3.5 we will show how to write a MPO for the time evolution. To do so, we first need to be able to write the Hamiltonian as a MPO. Hence, we present a general method to construct the MPO representation of a Hamiltonian.

Constructing a MPO for a Hamiltonian

To construct the MPO representation of a Hamiltonian \hat{H} which is made of a sum of local terms, we use a method based on the recurrence relation presented in Ref. [60].

To define the k^{th} tensor of the MPO, we have to decompose the Hamiltonian into

- ▶ a part \hat{H}_{k-1}^L that describes what happens before the bond k
- ▶ a part \hat{H}_{k+1}^R describing what happens after the bond k ,
- ▶ a part $\sum_a \hat{h}_{k,a}^L \otimes \hat{h}_{k,a}^R$ which is an interaction Hamiltonian between the part of the system on the left of bond k and the one on the right of bond k .

The Hamiltonian thus reads

$$\hat{H} = \hat{H}_{k-1}^L \otimes \hat{\mathbb{1}}_k^R + \hat{\mathbb{1}}_k^L \otimes \hat{H}_{k+1}^R + \sum_a \hat{h}_{k,a}^L \otimes \hat{h}_{k,a}^R \quad (3.31)$$

where $\hat{\mathbb{1}}_k^R = \underbrace{\hat{\mathbb{1}} \otimes \dots \otimes \hat{\mathbb{1}}}_{N-k+1 \text{ times}}$ and $\hat{\mathbb{1}}_k^L = \underbrace{\hat{\mathbb{1}} \otimes \dots \otimes \hat{\mathbb{1}}}_{k \text{ times}}$. Hence $\hat{h}_{k,a}^L$ contains an operator defined on the left of k and $\hat{h}_{k,a}^R$ an operator defined on the right of k . For instance, if we consider a XYZ-Hamiltonian with nearest neighbours couplings, we could have $\hat{h}_{k,a}^L = J_a \hat{S}_k^a$ and $\hat{h}_{k,a}^R = \hat{S}_{k+1}^a$ with $a \in \{x, y, z\}$. A recurrence relation between the 'right parts' of the Hamiltonian at two consecutive sites can be defined

$$\begin{pmatrix} \hat{H}_k^R \\ \hat{h}_k^R \\ \hat{\mathbb{1}}_k^R \end{pmatrix} = W_{k+1} \begin{pmatrix} \hat{H}_{k+1}^R \\ \hat{h}_{k+1}^R \\ \hat{\mathbb{1}}_{k+1}^R \end{pmatrix}, \quad (3.32)$$

with the matrices W_k defining the Hamiltonian MPO

$$\hat{H} = \sum_{\sigma, \sigma', w} W_1^{\sigma_1 \sigma'_1 w_1} W_2^{\sigma_2 \sigma'_2 w_2} \dots W_N^{\sigma_N \sigma'_N w_{N-1}} |\sigma_1 \dots \sigma_N\rangle \langle \sigma'_1 \dots \sigma'_N|. \quad (3.33)$$

In Eq. (3.33) the σ and σ' indices refer to the local Hilbert spaces of the different parts of the system (e.g. spins in the XYZ-Hamiltonian) whereas the w indices relate to virtual bonds between the different parts of the system.

The on-site tensors W_k have a general structure

$$W_k = \begin{pmatrix} \hat{\mathbb{1}} & C_k & D_k \\ \mathbf{0} & & \\ \vdots & A_k & B_k \\ \mathbf{0} & & \\ \mathbf{0} & \dots & \hat{\mathbb{1}} \end{pmatrix}, \quad (3.34)$$

where the blocks A_k, \dots, D_k are operator-valued, $\hat{\mathbb{1}}$ is an identity operator on the local Hilbert space of site k and $\mathbf{0}$ is a notation for tensor elements equal to zero. The number of columns in A_k and C_k is equal to size of the set ran through by the index a in Eq. (3.31), which also corresponds to the number of lines of A_k and B_k . The different blocks can be interpreted as follow:

- D_k is the on-site energy.
- C_k corresponds to the local contribution of the coupling between site k and sites to its right.
- B_k corresponds to the local contribution of the coupling between site k and sites to its left.
- A_k corresponds to long-range coupling terms (as we will show in chapter 6).

For example, a XYZ-Hamiltonian with a nearest neighbours interaction on a 1d lattice with an external field $\vec{h} = (h_x, 0, h_z)$

$$\hat{H}_{XYZ} = \sum_i J_x \hat{S}_i^x \hat{S}_{i+1}^x + J_y \hat{S}_i^y \hat{S}_{i+1}^y + J_z \hat{S}_i^z \hat{S}_{i+1}^z + h_x \hat{S}_i^x + h_z \hat{S}_i^z, \quad (3.35)$$

The first and last tensors will be respectively a row-vector and a column-vector, as can be seen in the example below.

will have on-site MPO tensors of the form

$$W_i = \begin{pmatrix} \hat{\mathbb{1}}_{2 \times 2} & J_x \hat{S}_i^x & J_y \hat{S}_i^y & J_z \hat{S}_i^z & h_x \hat{S}_i^x + h_z \hat{S}_i^z \\ \mathbf{0} & \mathbf{0} & \mathbf{0} & \mathbf{0} & \hat{S}_i^x \\ \mathbf{0} & \mathbf{0} & \mathbf{0} & \mathbf{0} & \hat{S}_i^y \\ \mathbf{0} & \mathbf{0} & \mathbf{0} & \mathbf{0} & \hat{S}_i^z \\ \mathbf{0} & \mathbf{0} & \mathbf{0} & \mathbf{0} & \hat{\mathbb{1}}_{2 \times 2} \end{pmatrix}, \quad (3.36)$$

that has a bond dimension $D = 5$ and a physical dimension (dimension of the local Hilbert space) $d = 2$.

We can see how the contraction of the $\{W_i\}_{i=1 \dots N}$ gives back the Hamiltonian by looking at a three-spins XYZ -chain. Starting from the left, the on-site tensors contract as follow

$$W_1 W_2 = \begin{pmatrix} \hat{\mathbb{1}}_{2 \times 2} & J_x \hat{S}_1^x & J_y \hat{S}_1^y & J_z \hat{S}_1^z & h_x \hat{S}_1^x + h_z \hat{S}_1^z \\ \mathbf{0} & \mathbf{0} & \mathbf{0} & \mathbf{0} & \hat{S}_1^x \\ \mathbf{0} & \mathbf{0} & \mathbf{0} & \mathbf{0} & \hat{S}_1^y \\ \mathbf{0} & \mathbf{0} & \mathbf{0} & \mathbf{0} & \hat{S}_1^z \\ \mathbf{0} & \mathbf{0} & \mathbf{0} & \mathbf{0} & \hat{\mathbb{1}}_{2 \times 2} \end{pmatrix} \begin{pmatrix} \hat{\mathbb{1}}_{2 \times 2} & J_x \hat{S}_2^x & J_y \hat{S}_2^y & J_z \hat{S}_2^z & h_x \hat{S}_2^x + h_z \hat{S}_2^z \\ \mathbf{0} & \mathbf{0} & \mathbf{0} & \mathbf{0} & \hat{S}_2^x \\ \mathbf{0} & \mathbf{0} & \mathbf{0} & \mathbf{0} & \hat{S}_2^y \\ \mathbf{0} & \mathbf{0} & \mathbf{0} & \mathbf{0} & \hat{S}_2^z \\ \mathbf{0} & \mathbf{0} & \mathbf{0} & \mathbf{0} & \hat{\mathbb{1}}_{2 \times 2} \end{pmatrix} \quad (3.37)$$

$$= \begin{pmatrix} \hat{\mathbb{1}}_{2 \times 2} & J_x \hat{S}_2^x & J_y \hat{S}_2^y & J_z \hat{S}_2^z & h_x \hat{S}_2^x + h_z \hat{S}_2^z + J_x \hat{S}_1^x \hat{S}_2^x + J_y \hat{S}_1^y \hat{S}_2^y + J_z \hat{S}_1^z \hat{S}_2^z + h_x \hat{S}_1^x + h_z \hat{S}_1^z \end{pmatrix}. \quad (3.38)$$

The resulting tensor has the same shape as W_1 with its C -block being C_2 and its D -block corresponding to both the on-site energies of the first and second spins and their interaction term. Contraction with the last tensor W_3 is simply a dot product of two operator-valued vectors

$$W_1 W_2 W_3 = \begin{pmatrix} \hat{\mathbb{1}}_{2 \times 2} & J_x \hat{S}_2^x & J_y \hat{S}_2^y & J_z \hat{S}_2^z & h_x \hat{S}_2^x + h_z \hat{S}_2^z + J_x \hat{S}_1^x \hat{S}_2^x + J_y \hat{S}_1^y \hat{S}_2^y + J_z \hat{S}_1^z \hat{S}_2^z + h_x \hat{S}_1^x + h_z \hat{S}_1^z \\ \hat{S}_3^x \\ \hat{S}_3^y \\ \hat{S}_3^z \\ \hat{\mathbb{1}}_{2 \times 2} \end{pmatrix} \begin{pmatrix} h_x \hat{S}_3^x + h_z \hat{S}_3^z \\ \hat{S}_3^x \\ \hat{S}_3^y \\ \hat{S}_3^z \\ \hat{\mathbb{1}}_{2 \times 2} \end{pmatrix} \quad (3.39)$$

$$= h_x \hat{S}_3^x + h_z \hat{S}_3^z + J_x \hat{S}_2^x \hat{S}_3^x + J_y \hat{S}_2^y \hat{S}_3^y + J_z \hat{S}_2^z \hat{S}_3^z + h_x \hat{S}_2^x + h_z \hat{S}_2^z + J_x \hat{S}_1^x \hat{S}_2^x + J_y \hat{S}_1^y \hat{S}_2^y + J_z \hat{S}_1^z \hat{S}_2^z + h_x \hat{S}_1^x + h_z \hat{S}_1^z \quad (3.40)$$

$$W_1 W_2 W_3 = \hat{H}_{XYZ}. \quad (3.41)$$

The operator recovered in Eq. (3.40) is the Hamiltonian in Eq. (3.35) for three spins.

The interpretation of the blocks inside of the site tensors of the MPO in Eq. (3.34) allows them to be constructed 'by hand' for local interactions. We will make use of this construction in chapters 5, 6 and 7.

3.5 Time-evolution methods

To study the dynamics of a quantum state $|\psi(t)\rangle$ starting from a given initial condition $|\psi(0)\rangle$, one has to be able to perform time-evolution

on a MPS. The general solution of the Schrödinger equation for a time-independent Hamiltonian is ($\hbar = 1$)

$$|\psi(t)\rangle = e^{-i\hat{H}t} |\psi(0)\rangle . \quad (3.42)$$

The straightforward solution would thus be to write down the evolution operator $\hat{U}(t) = \exp(-i\hat{H}t)$ as a MPO. However, this is unpractical for long time simulations as the size of the bond dimension would become too large. A solution is to split up $\hat{U}(t)$ into a product of N one-time-step evolution operators $\hat{U}(\delta t)$, with $\delta t = t/N$, and truncate the MPS bond dimension after each application

$$\hat{U}(t) = e^{-i\hat{H}N\delta t} = \left(e^{-i\hat{H}\delta t} \right)^N = \hat{U}(\delta t)^N . \quad (3.43)$$

The *Time-Evolving Block Decimation* (TEBD) method is based on this approach [53, 57]. It is adapted for Hamiltonians with short-range interactions¹⁰ that can be split into internally commuting parts. For example, let us say that the Hamiltonian \hat{H} can be decomposed into two terms $\hat{H} = \hat{H}_1 + \hat{H}_2$ where the terms forming each \hat{H}_i commute with one another but \hat{H}_1 and \hat{H}_2 don't necessarily commute. Then, the single time step evolution operator can be split up using a Suzuki-Trotter decomposition [66]

$$\hat{U}(\delta t) = e^{-i\hat{H}_1\delta t} e^{-i\hat{H}_2\delta t} + \mathcal{O}(\delta t^2) . \quad (3.44)$$

Each exponential can then be written in the form of a MPO. The error induced by the Trotterization of the exponential can be decreased to $\mathcal{O}(\delta t^3)$ by symmetrising the decomposition. The impact of this time step error on the unitarity of the time evolution can be controlled by choosing a sufficiently small δt . The other source of error originates from the truncation of the bond dimension performed after each time step. This truncation affects directly the unitarity of the time-evolution but convergence can be easily controlled by varying the number of kept singular values.

Other methods share a similar philosophy: find an approximate formulation of the single-time-step evolution operator $\hat{U}(\delta t)$ and write it in the form of an MPO. For example, the W^I method relies on a second order Taylor expansion of $\hat{U}(\delta t)$ where terms acting on overlapping supports are being discarded, i.e. products of the type $\hat{H}_i\hat{H}_j$, with $\hat{H} = \sum_i \hat{H}_i$, are set to zero if \hat{H}_i and \hat{H}_j act on a common part of the system [59]. This method is simple and has the advantage of having an implementation that is agnostic of the particular problem at hand; it only requires the knowledge of the MPO representation of \hat{H} . However, it suffers from strong limitations and is not able to accurately compute the evolution generated by single-site Hamiltonians [60]. An improvement named W^{II} takes into account single-site operator overlapping but requires a more complex implementation [59].

Another set of time evolution methods takes a different perspective. Instead of finding an efficient MPO representation $\hat{U}(\delta t)$ they aim at approximating the *action* of the time evolution operator on a quantum state. This means that they offer a way to evolve $|\psi(t)\rangle$ into $|\psi(t + \delta t)\rangle$ without constructing an explicit representation of $\hat{U}(\delta t)$. The two main

¹⁰ Long-range interaction can also be described with TEBD using a succession of swap gates to exchange local terms together in order to effectively write the long-range interaction as a local one [65]. Nonetheless, this increases the complexity of the method.



Figure 3.5: Matsuo Suzuki (born on March 3, 1937) is an emeritus professor at the University of Tokyo. He has been working on critical phenomena and phase transitions in spin systems.




Figure 3.6: Hale Freeman Trotter (30 May 1931 – 17 January 2022) was a Canadian-American mathematician known for the Lie–Trotter product formula.

If $N = \dim(\mathcal{H})$ the Krylov subspace encompasses the whole Hilbert space.

methods representative of this approach are the global Krylov method [60, 67] and the time-dependent variational principle (TDVP). The global Krylov method approximates the action of $\hat{U}(\delta t)$ by restricting oneself to the so called *Krylov subspace* \mathcal{K}_N which is the space spanned by the set of vectors $\{|\psi(0)\rangle, \hat{H}|\psi(0)\rangle, \dots, \hat{H}^N|\psi(0)\rangle\}$. Defining the Krylov vectors $\{|k_1\rangle, \dots, |k_N\rangle\}$, which form an orthonormal basis of \mathcal{K}_N , the method consists in searching for the vector $|k_i\rangle$ that is the closest approximation to $\hat{U}(\delta t)|\psi(t)\rangle$.

We now focus more specifically on the TDVP method as it is the one we have been using in our work.

Time-Dependent Variational Principle

The original idea behind TDVP goes back to Dirac [68] and Frenkel [69]. The main point, in the modern tensor networks formulation, is that instead of solving the Schrödinger equation and then truncating the MPS representation of the quantum state, one can solve the equations of motion projected into a space of restricted bond dimension [58, 70]. The general formulation of the Dirac-Frenkel Variational Principle [71] is that one looks for a solution $|\varphi\rangle \in \mathcal{M}$ of the Schrödinger equation where $\mathcal{M} \subset \mathcal{H}$ is a manifold of the total Hilbert space \mathcal{H} in which we think that the relevant physical states ‘live’. We define $T_{|\varphi\rangle}\mathcal{M}$ the tangent space of \mathcal{M} around the state $|\varphi\rangle$. The criterion to find $|\varphi\rangle$ is that for every state $|\chi\rangle \in T_{|\varphi\rangle}\mathcal{M}$

The term ‘variational’ in the name of the method comes from the fact that in practice one aims at minimising the right-hand side of Eq. (3.45) to find $|\varphi\rangle$.

$$\langle \chi | \left(\frac{d}{dt} - \frac{1}{i\hbar} \hat{H} \right) |\varphi\rangle = 0, \quad (3.45)$$

which can be interpreted as saying that the time evolution procedure should keep $|\varphi\rangle$ inside of the manifold \mathcal{M} . Introducing $\hat{P}_{T_{|\varphi\rangle}\mathcal{M}}$ the projector onto the tangent space $T_{|\varphi\rangle}\mathcal{M}$, we can write the state $|\chi\rangle = \hat{P}_{T_{|\varphi\rangle}\mathcal{M}}|\varphi\rangle$ with $|\varphi\rangle$ a state in \mathcal{H} . Leading to

$$\forall |\phi\rangle \in \mathcal{H}, \langle \phi | \hat{P}_{T_{|\varphi\rangle}\mathcal{M}} \left(\frac{d}{dt} - \frac{1}{i\hbar} \hat{H} \right) |\varphi\rangle = 0. \quad (3.46)$$

Because the time derivation and the projector commute, we have

$$\forall |\phi\rangle \in \mathcal{H}, \langle \phi | \left(\frac{d}{dt} - \frac{1}{i\hbar} \hat{P}_{T_{|\varphi\rangle}\mathcal{M}} \hat{H} \right) |\varphi\rangle = 0. \quad (3.47)$$

This equation must be true for any $|\phi\rangle \in \mathcal{H}$, Eq. (3.45) can thus be written

$$\left(\frac{d}{dt} - \frac{1}{i\hbar} \hat{P}_{T_{|\varphi\rangle}\mathcal{M}} \hat{H} \right) |\varphi\rangle = 0. \quad (3.48)$$

In the context of MPS, the manifold \mathcal{M} will correspond to the space of full-ranked MPS of a given bond dimension D , and the tangent space will be the space spanned by variations of single MPS tensors. The major advantage of this method is that it naturally preserves the unitarity of the time evolution and conserves the energy.



Figure 3.7: Nikolay Mitrofanovich Krylov (29 November 1879 – 11 May 1955) was a Soviet mathematician known for his works in mathematical physics, numerical methods and mechanics. He was the PhD supervisor of Nikolay Bogoliubov.

At first glance, Eq. (3.48) is quite a complex equation as the projector itself depends on $|\varphi\rangle$. However it has a simple decomposition [70] that can be written easily in a tensor network form

$$\hat{P}_{T_{|\varphi\rangle}, \mathcal{M}} = \sum_{i=1}^N \hat{P}_{|\varphi\rangle, i-1}^L \otimes \hat{1}_i \otimes \hat{P}_{|\varphi\rangle, i+1}^R - \sum_{i=1}^{N-1} \hat{P}_{|\varphi\rangle, i}^L \otimes \hat{P}_{|\varphi\rangle, i+1}^R, \quad (3.49)$$

where $\hat{P}_{|\varphi\rangle, i}^{L/R}$ projects on all the sites left (right) of site i included. The first terms of Eq. (3.49) neutralises states that differ from $|\varphi\rangle$ by more than one tensor. The second term is there to ensure normalisation of the projected states by removing contributions in excess that correspond exactly to $|\varphi\rangle$. These left and right projectors can be written as TN in the left and right canonical gauges

$$\hat{P}_{|\varphi\rangle, i}^L = \begin{array}{c} \dots \\ \dots \\ \dots \end{array} \begin{array}{c} j'_{i-2} \\ j'_{i-1} \\ j'_i \end{array} \begin{array}{c} U_{i-2} \\ U_{i-1} \\ U_i \end{array} \begin{array}{c} \dots \\ \dots \\ \dots \end{array} \begin{array}{c} j_{i-2} \\ j_{i-1} \\ j_i \end{array} \begin{array}{c} U_{i-2} \\ U_{i-1} \\ U_i \end{array} \begin{array}{c} \dots \\ \dots \\ \dots \end{array} \quad (3.50)$$

$$\hat{P}_{|\varphi\rangle, i}^R = \begin{array}{c} \dots \\ \dots \\ \dots \end{array} \begin{array}{c} j_i \\ j_{i+1} \\ j_{i+2} \end{array} \begin{array}{c} V_i^\dagger \\ V_{i+1}^\dagger \\ V_{i+2}^\dagger \end{array} \begin{array}{c} \dots \\ \dots \\ \dots \end{array} \begin{array}{c} j'_i \\ j'_{i+1} \\ j'_{i+2} \end{array} \begin{array}{c} V_i^\dagger \\ V_{i+1}^\dagger \\ V_{i+2}^\dagger \end{array} \begin{array}{c} \dots \\ \dots \\ \dots \end{array} \quad (3.51)$$

The projection of the application of the Hamiltonian on $|\varphi\rangle$ results in $2N - 1$ terms. They can be decomposed for each site i and bond connecting sites i and $i + 1$, hence giving a set of local equations for orthogonality centres T_i^C at site i and the corresponding bond-centred matrix S_i

$$\frac{d}{dt} T_i^C = -i \hat{H}_{\text{eff}}^i T_i^C \text{ for } i \in [1, N], \quad (3.52)$$

$$\frac{d}{dt} S_i = +i \hat{K}_{\text{eff}}^i S_i \text{ for } i \in [1, N - 1], \quad (3.53)$$

with \hat{H}_{eff}^i and \hat{K}_{eff}^i that can be obtained by contractions of the dashed boxes in Eqs. (3.54) & (3.55)




Figure 3.8: Paul Adrien Maurice Dirac (8 August 1902 – 20 October 1984) was an English theoretical physicist who made fundamental contributions to the early development of both quantum mechanics and quantum electrodynamics. He was awarded the Nobel prize in Physics with Schrödinger "for the discovery of new productive forms of atomic theory".

In our implementation of TDVP, we actually perform the gauge transformations with a QR decomposition instead of a SVD, hence the unitaries of Eqs. (3.54) & (3.55) are replaced by isometries and the bond-centred matrices S_i are not diagonal.

$$\hat{P}_{|\varphi\rangle,i-1}^L \otimes \hat{\mathbb{1}}_i \otimes \hat{P}_{|\varphi\rangle,i+1}^R \hat{H} |\varphi\rangle =$$

$$\stackrel{\text{def.}}{=} \hat{H}_{\text{eff}}^i \quad (3.54)$$

$$\hat{P}_{|\varphi\rangle,i}^L \otimes \hat{P}_{|\varphi\rangle,i+1}^R \hat{H} |\varphi\rangle =$$

$$\stackrel{\text{def.}}{=} \hat{K}_{\text{eff}}^i \quad (3.55)$$

Formally, these $2N - 1$ equations are coupled as \hat{H}_{eff} and \hat{K}_{eff} depend on $|\varphi\rangle$. However, we can still solve these equations sequentially and update \hat{H}_{eff} and \hat{K}_{eff} after each site evolution. This procedure is known as one-site TDVP (1TDVP) [60].

The error induced in this method has three contribution:

- (1) the projection error resulting from restricting the dynamics to the manifold \mathcal{M} . However, this error is easily controllable by increasing the bond dimension of the MPS until convergence is reached.
- (2) the finite time step error which is of order $\mathcal{O}(\delta t^3)$.
- (3) the error coming from considering the $2N - 1$ equations as independent.



Figure 3.9: Yakov Il'ich Frenkel (10 February 1894 – 23 January 1952) was a Soviet physicist who worked in condensed matter.

Alternative formulations of TDVP that evolve several sites at once at each time step also exist. The manifold considered in those cases include MPS of larger bond dimension than the initial one. The most famous several site TDVP is the two-site implementation (2TDVP). This implementation of TDVP has the ‘advantage’ of allowing the bond dimension to evolve dynamically during the time evolution but its complexity scales poorly with the physical dimension of the MPS tensors.

Recently, a new implementation of TDVP combining the simplicity of 1TDVP with the flexibility of the bond dimension of 2TDVP has been developed under the name Adaptive 1TDVP (A1TDVP) [72]. This new method is able to increase the bond dimension of the MPS ‘on the fly’ while performing one-site evolution of the MPS. It relies on

performing sub-space expansion (i.e. adding basis vectors to the space under consideration) in the one-site projectors $\hat{P}_{|\varphi\rangle,i}^{L/R}$. These projectors now project to a manifold of higher bond dimension.

In the next chapter, we will see how to naturally give a one-dimensional geometry to a joint {System + Environment} state. This will enable the construction of a MPS representation of the wave function of an open quantum system.

4

Chain Mapping of Bosonic Environments

A map is not the territory it represents, but, if correct, it has a similar structure to the territory, which accounts for its usefulness.

Alfred KORZYBSKI,
A Non-Aristotelian System
and its Necessity for Rigour in
Mathematics and Physics

4.1 Principle of the chain mapping	44
4.2 Extension to finite temperature	47
4.3 Spatially extended systems	50
Zero temperature	51
Finite temperature	53
4.A Finite-temperature extended bath and thermofields	56
Main results of thermofields	56
Alternative derivation from the bath correlation function . . .	57
Relation with the extended bath	58

As explained in chapter 2, most of the time the very large number of d.o.f. of the environment is best described by a continuum of modes. In order to study the open system's dynamics we wish to describe the full wave function of both the system and the environment as a single MPS. This means that we have to select a finite number of environmental modes that are the most relevant for the system dynamics, i.e. the most relevant to approximate the bath correlation function $C(\tau)$. A first approach would be to sample the bath at frequencies that have a large contribution to the spectral density. However, this approach has the drawback of being somewhat 'arbitrary' and requires a subjective human selection of the modes to keep. Another limitation of this method is that nothing guarantees that the joint wave function of the system and the selected modes would be well represented by a MPS as the 'natural' geometry of the problem would rather be tree-like (see Fig. 4.1).

Instead of sampling the infinitely many normal modes of the environment to keep only a discrete set of modes, we use a chain mapping approach that generates a discrete representation of the environment that naturally has a 1d geometry and thus enables us to keep all the relevant bath modes easily [48, 73, 74]. This method consists of using a unitary transformation, defined through a family of orthonormal polynomials, that transforms a continuous bosonic environment into a semi-infinite chain and is known as *Time Evolving Density matrix with Orthonormal Polynomials Algorithm* (TEDOPA). The chain is then truncated in a fashion that allows the convergence of the desired system's dynamics.

4.1 Principle of the chain mapping

Let us consider a bosonic bath at zero temperature coupled to a system via an operator \hat{O} . The bath free Hamiltonian and the interaction Hamiltonian are


$$\hat{H}_B = \int_0^{+\infty} \hbar\omega \hat{a}_\omega^\dagger \hat{a}_\omega d\omega, \quad (4.1)$$

$$\hat{H}_{\text{int}} = \hat{O} \int_0^{+\infty} g_\omega (\hat{a}_\omega + \hat{a}_\omega^\dagger) d\omega, \quad (4.2)$$

where \hat{a}_ω^\dagger creates an excitation in the bath mode of energy $\hbar\omega$ and g_ω is the coupling strength between the system and the bath mode of angular frequency ω . In practice, there exists a maximal frequency of the bath ω_c that can be excited through its interaction with the system. These Hamiltonians define a geometry of the system and the bath interaction. The bath modes are independent (normal) modes and the system interacts with all of them. Figure 4.1 shows schematics of this interaction geometry in the cases of a continuum of modes and a finite number of modes. This type of geometry is called a *star geometry*.

This form for \hat{H}_{int} is the simplest form of linear coupling. More complex interactions can have the system's operator depend on the bath or the bath's operator depend on the system as we will see later.

Figure 4.1: Geometry of the system interacting with a bosonic environment. Black lines represent interactions. (a) For a continuum of normal modes depicted as a green shade. (b) For a finite set of modes, depicted as green discs. This structure where the system couples to all the modes and the modes only to the system is called the *star geometry*.



We can introduce the following unitary transformation of the bath creation operators

$$\hat{a}_\omega^\dagger = \sum_{n=0}^{\infty} U_n(\omega) \hat{b}_n^\dagger \quad (4.3)$$

where $U_n(\omega)$ is defined with the real orthonormal polynomials P_n

$$U_n(\omega) = g_\omega P_n(\omega). \quad (4.4)$$

Equation (4.3) expresses the decomposition of the continuum of independent bosonic modes labelled by $\omega \in \mathbb{R}^+$ onto a new infinite set of discrete modes labelled by $n \in \mathbb{N}$. This is a reflection of the separability of the bath Hilbert space [37]. Because the transformation from $\{\hat{a}_\omega\}_{\omega \in \mathbb{R}^+}$ to $\{\hat{b}_n\}_{n \in \mathbb{N}}$ is unitary, the bosonic canonical commutation relations are satisfied by \hat{b}_n and \hat{b}_n^\dagger . The unitarity of the transformation imposes an orthogonality relation for the polynomials

$$\int_0^{+\infty} d\omega U_n(\omega) U_m(\omega) = \int_0^{+\infty} d\omega g_\omega^2 P_n(\omega) P_m(\omega) = \delta_{n,m}. \quad (4.5)$$

This orthogonality relation defines the family of polynomials used for the transformation. Thus, the chosen polynomials depend on the bath spectral density $J(\omega) = g_\omega^2$. Another useful property of these

polynomials is that they obey a recurrence relation

$$P_n(\omega) = (C_{n-1}\omega - A_{n-1})P_{n-1}(\omega) + B_{n-1}P_{n-2}(\omega), \quad (4.6)$$

where A_n is related to the first moment of P_n , B_n and C_n to the norms of P_n and P_{n-1} [37, 73]. This recurrence relation can be used to construct the polynomials with the conditions that $P_0(\omega) = \|p_0\|^{-1} = \left(\int_{\mathbb{R}^+} J(\omega) d\omega\right)^{-\frac{1}{2}}$ and $P_{-1}(\omega) = 0$, with $\|\bullet\|$ the norm of \bullet with respect to the measure $J(\omega)$, and $P_n(\omega) = p_n(\omega)\|p_n\|^{-1}$.

If we apply this unitary transformation to the interaction Hamiltonian

$$\hat{H}_{\text{int}} = \hat{O} \int_0^{+\infty} g_\omega \sum_n U_n(\omega) (\hat{b}_n + \hat{b}_n^\dagger) d\omega \quad (4.7)$$

$$= \sum_n \hat{O} \int_0^{+\infty} J(\omega) P_n(\omega) (\hat{b}_n + \hat{b}_n^\dagger) d\omega \quad (4.8)$$

$$= \sum_n \hat{O} \underbrace{\left(\int_0^{+\infty} J(\omega) P_n(\omega) P_0(\omega) d\omega \right)}_{\delta_{n,0}} \|p_0\| (\hat{b}_n + \hat{b}_n^\dagger) \quad (4.9)$$

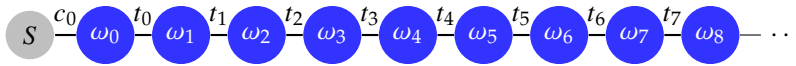
$$\hat{H}_{\text{int}} = \|p_0\| \hat{O} (\hat{b}_0 + \hat{b}_0^\dagger) \quad (4.10)$$

we obtain a new expression where the system couples *only* to the first mode with the coupling strength $\|p_0\| \stackrel{\text{def.}}{=} c_0$.

The same transformation applied to the bath Hamiltonian yields to the following nearest neighbours hopping Hamiltonian where $\omega_n = \frac{A_n}{C_n}$ is the energy of the chain mode n and $t_n = C_n^{-1}$ is the coupling between mode n and $n+1$ [73]

$$\hat{H}_B = \sum_n \omega_n \hat{b}_n^\dagger \hat{b}_n + t_n (\hat{b}_n^\dagger \hat{b}_{n+1} + \hat{b}_{n+1}^\dagger \hat{b}_n). \quad (4.11)$$

From the new bath and interaction Hamiltonians of Eqs. (4.10) and (4.11) we can see that the unitary transformation $U_n(\omega)$ transforms the bosonic environment composed of a continuum of independent modes — the star environment — into a semi-infinite chain of interacting modes (see Fig. 4.2) [23].



The new chain coefficients c_0 , ω_n and t_n are all defined by the bath spectral density. However, the asymptotic behaviours of the energy ω_n and the hopping term t_n for $n \rightarrow \infty$ are universal and only depend on the support of the measure $J(\omega)$

$$\lim_{n \rightarrow \infty} \omega_n = \frac{\omega_c}{2} = \lim_{n \rightarrow \infty} 2t_n, \quad (4.12)$$

where ω_c is the maximal bath frequency coupled to the system. Figure 4.3 shows the distribution of the chain coefficients for an Ohmic SD.

The polynomials $\{p_n\}_{n \in \mathbb{N}}$ are the so called *monic polynomials* where the factor in front of ω^n is equal to 1.

The chain coefficients ω_n , t_n and c_0 can sometimes be calculated analytically, for instance at $\beta = \infty$ for the family of Ohmic SD defined below, otherwise they are computed numerically using an implementation of the ORTHPOL package [75] in Julia [76].

Figure 4.2: Schematic drawing of the geometry of the system interacting with the new semi-infinite chain environment. Black lines represent interactions. This new geometry is one-dimensional.

Definition 4.1.1 The family of Ohmic spectral densities is defined as follow

$$J(\omega) = 2\alpha \frac{\omega^s}{\omega_c^{s-1}} f_{\omega_c}(\omega), \quad (4.13)$$

where α , called the Kondo parameter, is the strength of the system-bath coupling, ω_c is the bath cut-off frequency, $f_{\omega_c}(\omega)$ is the a cut-off function, and s is the Ohmicity. When $s = 1$, the SD is called Ohmic; for $s < 1$ it is sub-Ohmic; and for $s > 1$ it is super-Ohmic.

For an Ohmic SD ($s = 1$) the coupling strength α is a dimensionless parameter.

We can see in Fig. 4.3 that the chain coefficients quickly become uniform, defining the so called *translationally invariant* part of the chain. This also means that the bath-specific physics of the system-bath interaction happens in the first few modes of the chain.

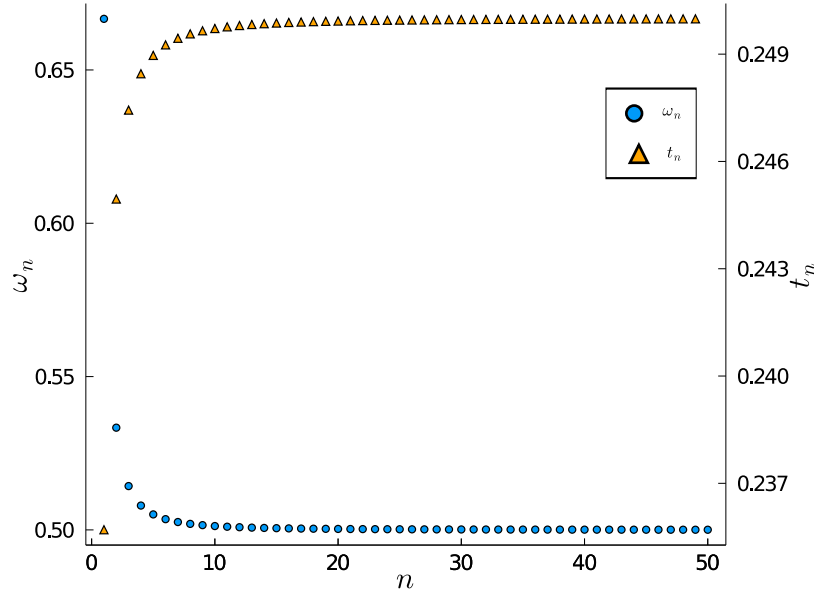


Figure 4.3: Chain modes energy ω_n and tunneling t_n for an Ohmic spectral density with a hard cut-off. These chain coefficients are independent of the Kondo parameter α .

The nature of the orthonormal polynomials, and hence of the chain coefficient, depends on the cut-off function $f_{\omega_c}(\omega)$. For a Heaviside step function (hard cut-off), the corresponding polynomials will be Jacobi polynomials. Whereas for an exponential cut-off the polynomials will be Laguerre polynomials.

One can show that for Ohmic spectral densities, the chain modes' on-site and hopping energies are independent of the coupling strength α . Initially the system was coupled to all the normal bath modes, and after this transformation it is only coupled to the first chain mode $n = 0$. An excitation injected into this mode, i.e. the system dissipating energy into the environment, can then travel along the chain as a wavefront.

At zero temperature, this chain-mapped environment is well-suited for a representation of the joint {System + Bath} wave function as a MPS because the bath is now made of discrete modes, and all the couplings of the joint system are local. One just needs to truncate the chain keeping only the first N_m modes. The only constraint is that this

number should be large enough so that the wavefront generated by the interaction with the system does not reach the end of the chain. Retaining only a finite number of modes in the chain representation also corresponds to considering a finite set of normal modes in the original bath. Truncating the chain can thus be seen as an optimal sampling procedure where the bath modes are not sampled uniformly. These sampled bath modes can be recovered by diagonalizing the tri-diagonal symmetric $N_m \times N_m$ -matrix h_B

$$h_B = \begin{pmatrix} \omega_0 & t_0 & 0 & 0 & \dots & 0 \\ t_0 & \omega_1 & t_1 & 0 & \dots & 0 \\ 0 & t_1 & \omega_2 & t_2 & \dots & 0 \\ \vdots & & & \ddots & & \vdots \\ & & & & & t_{N_m-2} \\ 0 & 0 & 0 & 0 & t_{N_m-2} & \omega_{N_m-1} \end{pmatrix}, \quad (4.14)$$

defined such that

$$\hat{H}_B^{\text{truncated}} = \hat{\mathbf{b}}^\dagger h_B \hat{\mathbf{b}} \quad \text{with} \quad \hat{\mathbf{b}} = \begin{pmatrix} \hat{b}_0 \\ \hat{b}_1 \\ \vdots \\ \hat{b}_{N_m-1} \end{pmatrix}. \quad (4.15)$$

The combination of the chain mapping and a MPS representation gives the method known as Time Evolving Density Operator with Orthonormal Polynomial (TEDOPA) [48, 74]. This method is very efficient for simulating OQS non-perturbatively and in the non-Markovian regime as it allows the simulation of the evolution of the full wave-function of the system and its environment.

4.2 Extension to finite temperature

The chain mapping allows the quantum state to have a natural representation as a MPS at $\beta = \infty$ when the initial state of the environment is a vacuum state. However, when one wants to describe an environment at finite temperature ($\beta \neq \infty$), the joint state is not a wave function anymore and must be written as a density matrix. Especially, we are interested in initial states of the following form

$$\hat{\rho}(0) = |\psi_S(0)\rangle \langle \psi_S(0)| \otimes \frac{1}{Z} \exp(-\beta \hat{H}_B), \quad (4.16)$$

where $|\psi_S(0)\rangle$ is an initial pure state for the system, and $Z = \text{tr}[\exp(-\beta \hat{H}_B)]$ is the partition function of the bath. This initial state $\hat{\rho}(0)$ is a product state between the system and its environment where the latter is in a Gibbs state at the inverse temperature β . A natural approach there could be to write the density matrix as a MPO [77] and use methods originating from DMRG to time-evolve it but the scaling of these methods with the local Hilbert's space dimensions is fairly poor. Other methods based on an expression of the bath influence functional as

a tensor network are able to handle (reduced) density matrices and finite temperatures [46, 47].

Nevertheless, in some cases TEDOPA can be extended to finite temperature [78]. As we have seen in Sec. 2.4, for harmonic baths the dynamics of the reduced system only depends on the bath auto-correlation function $C(\tau)$. The exact nature of the environment is not essential to calculate the system's observables, thus the real microscopic bath can be replaced by a fictitious one that is more convenient. Hence, if we are able to find a zero temperature bath with the same correlation function as the finite temperature one, then it will be possible to use a MPS representation of the quantum state and use TEDOPA. The finite temperature bath correlation function is

$$C_\beta(\tau) = \int_0^{\omega_c} d\omega J(\omega) \left(n_\beta(\omega) e^{i\omega\tau} + (n_\beta(\omega) + 1) e^{-i\omega\tau} \right). \quad (4.17)$$

Whereas, for $\beta = \infty$, the correlation function reduces to

$$C_\infty(\tau) = \int_0^{\omega_c} d\omega J(\omega) e^{-i\omega\tau}. \quad (4.18)$$

We want to rewrite $C_\beta(\tau)$ in the same form as Eq. (4.18), i.e. the integral of a spectral density multiplied by a time-dependent phase factor. In other words, we want to find a bath at zero T with a different spectral density but with the same system dynamics as the finite T bath.

We recast the first term of $C_\beta(\tau)$ in Eq. (4.17) such that the argument of the exponential is the same as the second term by sending $\omega \rightarrow -\omega$, allowing for negative frequencies and using the identity

$$n_\beta(-|\omega|) = -(n_\beta(|\omega|) + 1). \quad (4.19)$$

The correlation function thus reads

$$C_\beta(\tau) = \int_{-\omega_c}^0 d\omega \text{sign}(\omega) J(|\omega|) (n_\beta(|\omega|) + 1) e^{-i\omega\tau} + \int_0^{\omega_c} d\omega J(\omega) (n_\beta(\omega) + 1) e^{-i\omega\tau}. \quad (4.20)$$

We define the extended SD $J_{\text{ext}}(\omega) = \text{sign}(\omega) J(|\omega|)$ with a domain extended to negative frequencies. Finally, the bath correlation function can be written

$$C_\beta(\tau) = \int_{-\omega_c}^{+\omega_c} d\omega J_{\text{ext}}(\omega) (n_\beta(\omega) + 1) e^{-i\omega\tau} \quad (4.21)$$

where the new bath has an effective temperature-dependent SD

$$J_\beta(\omega) = J_{\text{ext}}(\omega) (n_\beta(\omega) + 1). \quad (4.22)$$

The behaviour of the thermal SD $J_\beta(\omega)$ when varying β is shown in Fig. 4.4. We can see that it is always positive and converges to the zero temperature limit over a couple orders of magnitude.

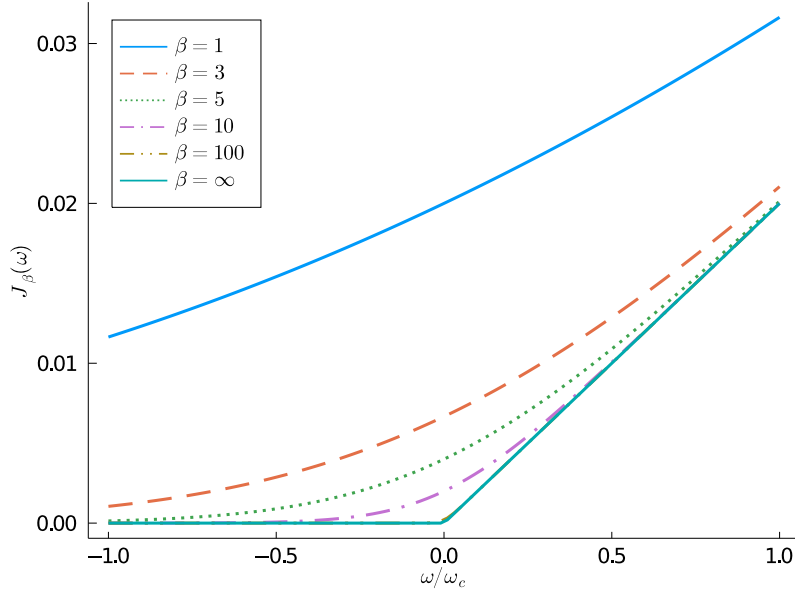


Figure 4.4: Thermal spectral density J_β in the Ohmic case with $\alpha = 0.01$ and a hard cut-off for different values of β . The thermal SD is always positive and its contribution in the negative part of the spectrum decreases rapidly with the inverse temperature β .

With this transformation we have, in a sense, double the number of bath modes. The new corresponding free bath Hamiltonian and interaction Hamiltonian are

$$\hat{H}_B = \int_{-\omega_c}^{\omega_c} d\omega \omega \hat{a}_\omega^\dagger \hat{a}_\omega, \quad (4.23)$$

$$\hat{H}_{\text{int}} = \hat{O} \int_{-\omega_c}^{\omega_c} d\omega \sqrt{J_\beta(\omega)} (\hat{a}_\omega + \hat{a}_\omega^\dagger). \quad (4.24)$$

The new initial state of the bath now corresponds to the vacuum state [78, 79]

$$\hat{\rho}(0) = (|\psi_S(0)\rangle \otimes |\{0\}\rangle)(\langle\psi_S(0)| \otimes \langle\{0\}|). \quad (4.25)$$

This new fictitious bath at zero temperature replaces emission of energy at frequency ω from the bath into the system by an absorption in the bath mode of frequency $-\omega$.

We can now define a set of orthonormal polynomials with the associated measure $J_\beta(\omega)$, and follow again the procedure outlined in Sec. 4.1 to map the extended environment to a chain. The combination of the chain mapping technique, the description of a finite temperature environment as a zero temperature one and the description of the joint wave function as a MPS is called Thermalised-TEDOPA (T-TEDOPA) [78] and enables the efficient description of OQS at finite temperature.

The new temperature-dependent chain parameters have an asymptotic behaviour given by

$$\lim_{n \rightarrow \infty} \omega_n^\beta = \frac{\omega_{\text{Max}} + \omega_{\text{min}}}{2} = 0, \quad (4.26)$$

$$\lim_{n \rightarrow \infty} t_n^\beta = \frac{\omega_{\text{Max}} - \omega_{\text{min}}}{4} = \frac{\omega_c}{2}, \quad (4.27)$$

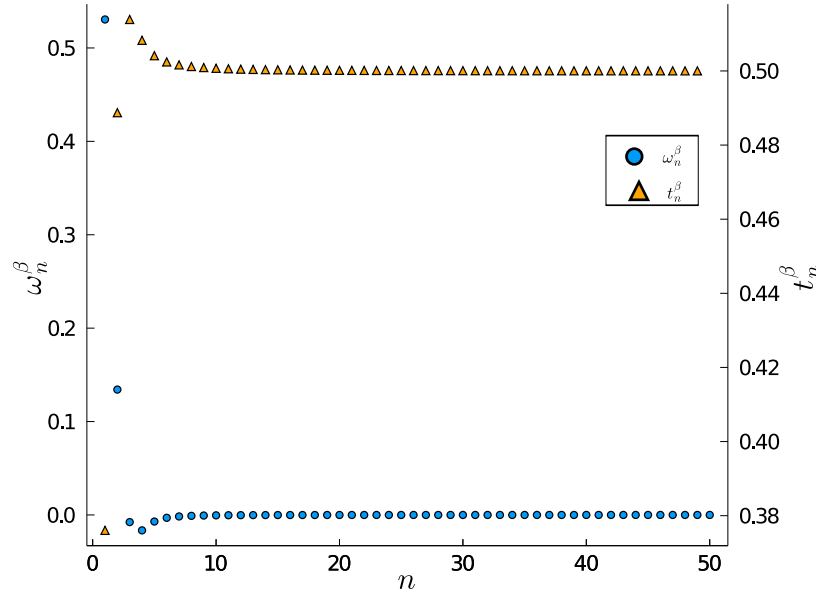


Figure 4.5: Chain mode energy ω_n^β and tunneling t_n^β for an Ohmic spectral density at the inverse temperature $\beta = 5$. These chain coefficients are independent of the Kondo parameter α .

where $\omega_{\min/\text{Max}}$ is the lowest (largest) frequency that couples to the system. The asymptotic speed of excitations t_∞^β on the finite-temperature chain is two times larger than the speed for zero-temperature. As a consequence, to simulate the same evolution time, the temperature-dependent chain must be at least twice as long – which is consistent with the fact that the number of normal modes in the environment has been doubled. The distribution of the chain coefficients for an Ohmic SD at $\beta = 5$ can be seen in Fig. 4.5.

4.3 Spatially extended systems

The chain mapping procedures presented in the two previous sections were for baths ‘indifferent’ to the potential spatial structure of the system, i.e. different parts of the system being at different positions in space. This can be seen by the fact that the bath part of the interaction Hamiltonian \hat{H}_{int} in Eq. (4.2) does not depend on a spatial coordinate. From the point of view of the environment, the system acts as a whole and there is no propagation of bath excitations in space. However, in actual multipartite quantum systems, the different parts are at a given distance from one another and information takes time to travel in space. Indeed, in many cases (for instance, concerted dynamics in biological systems [15]) it is important to be able to take into account the spatial quantum correlations inside of the environment. This means that we have to describe space-dependent interactions and thus adapt our chain mapping technique. Most of the original results to be presented here have been published in Ref. [1].

We consider a one-dimensional bosonic bath with modes characterised by the wave-vectors $k \in [-k_c, +k_c]$, where k_c is the environment cut-off wave-vector. The environment linear dispersion relation is given by $\omega_k = |k|c$ with c the speed of the phonons in the bath. The bath and

interaction Hamiltonians are

$$\hat{H}_E + \hat{H}_{\text{int}} = \int_{-k_c}^{+k_c} \omega_k \hat{a}_k^\dagger \hat{a}_k dk + \sum_{\alpha} \hat{O}_{\alpha} \int_{-k_c}^{+k_c} (g_k^{\alpha} \hat{a}_k + \text{h.c.}) dk, \quad (4.28)$$

where \hat{a}_k is the annihilation operator of a bath mode of wave-vector k , $g_k^{\alpha} = g_k e^{ikr_{\alpha}}$, with $g_k = g_{-k} \in \mathbb{R}$, is the coupling strengths between the system and the bath and r_{α} is the position of the system site α , \hat{O}_{α} is a system operator acting locally on the system at the position r_{α} . The phase factor $e^{ikr_{\alpha}}$ in the interaction Hamiltonian takes into account the phase difference between a plane wave generated at a position r_1 and one generated at another position r_2 .

Zero temperature

We separate positive and negative wave-vector modes and apply to them two different chain mappings, and we introduce $\hat{b}_k \stackrel{\text{def.}}{=} \hat{a}_{-k}$. Two chain mappings are required here because of the bath dispersion relation $\omega_k = |k|c$ which prevents Eq. (4.6) to be successfully applied on the interval $[-k_c, +k_c]$. The bath and interaction Hamiltonians become

$$\begin{aligned} \hat{H}_E + \hat{H}_{\text{int}} &= \int_0^{+k_c} dk \omega_k (\hat{a}_k^\dagger \hat{a}_k + \hat{b}_k^\dagger \hat{b}_k) \\ &+ \sum_{\alpha} \hat{O}_{\alpha} \int_0^{+k_c} dk g_k (e^{ikr_{\alpha}} (\hat{a}_k + \hat{b}_k^\dagger) + \text{h.c.}). \end{aligned} \quad (4.29)$$

We now introduce two unitary transformations

$$\hat{a}_{k \geq 0} = \sum_n U_n(k) \hat{c}_n, \quad (4.30)$$

$$\hat{b}_{k \geq 0} = \sum_m V_m(k) \hat{d}_m, \quad (4.31)$$

where the matrix elements are

$$U_n(k) = V_n(k) = g_k P_n(k) \quad (4.32)$$

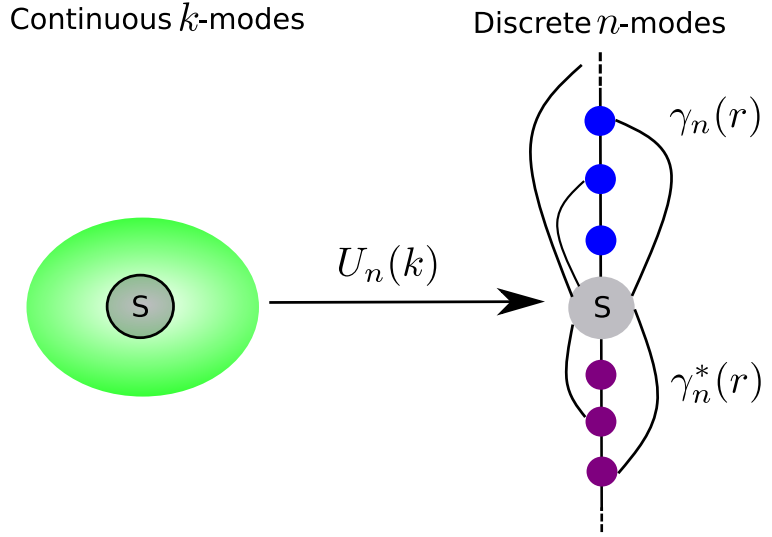
where $\{P_n\}_{n \in \mathbb{N}}$ are orthonormal polynomials with respect to the measure $\mu(k) = |g_k^{\alpha}|^2 = g_k^2 \stackrel{\text{def.}}{=} J(k)$ (which is the bath spectral density) such that

$$\int_0^{+k_c} P_n(k) P_m(k) J(k) dk = \delta_{n,m}. \quad (4.33)$$

We can then map the bath Hamiltonian using the unitary transformations from Eqs. (4.30)-(4.31) to two independent tight-binding chains with the same on-site energies ω_n and hopping energies t_n :

$$\hat{H}_E = \sum_n \omega_n (\hat{c}_n^\dagger \hat{c}_n + \hat{d}_n^\dagger \hat{d}_n) + t_n (\hat{c}_n^\dagger \hat{c}_{n+1} + \hat{c}_{n+1}^\dagger \hat{c}_n + \hat{d}_n^\dagger \hat{d}_{n+1} + \hat{d}_{n+1}^\dagger \hat{d}_n). \quad (4.34)$$

Figure 4.6: The unitary transformation $U_n(k)$ transforms a continuous environment of normal k -modes to semi-infinite discrete tight-binding chains with interacting n -modes. A sub-system at position r is now coupled to the modes of the chains with the coupling strength $\gamma_n(r)$. This new chain-mapping preserves the 1d geometry of the system and the environment but introduces long-range couplings.



For the interaction Hamiltonian, we apply the same procedure and make use of Eq. (4.6) and find that the chains couple to the system with coupling coefficients $\gamma_n(r_\alpha)$ and $\gamma_n(r_\alpha)^*$

$$\hat{H}_{\text{int}} = \sum_{\alpha} \hat{O}_{\alpha} \sum_n \left(\gamma_n(r_{\alpha}) (\hat{c}_n + \hat{d}_n^{\dagger}) + \text{h.c.} \right) \quad (4.35)$$

where

$$\gamma_n(r_{\alpha}) = \int_0^{+k_c} dk J(k) e^{ikr_{\alpha}} P_n(k). \quad (4.36)$$

In preceding works, TEDOPA resulted in the system being connected only to the first site of the chain. By contrast, here the system is generally coupled to all the sites of the chain, as represented in Fig. 5.1. Nevertheless, the description of the Hamiltonian as a MPO is not compromised by this change of geometry, as we will show in chapter 6. Another difference between this chain mapping and the previously introduced ones, is that after the mapping the system is now formally coupled to two environments, as can clearly be seen in Fig. 5.1.

We can study the behaviour of these new long-range coupling coefficients for the widely used Ohmic spectral density with a hard cut-off at k_c . Figure 4.7 shows the absolute values of the system-chain coupling for zero temperature for an Ohmic spectral density. A sub-system at $k_c R = 0$ couples only to the first site of the chain. However sub-systems at other positions R couple to a range of modes with a maximum strength for the mode $n \sim k_c R / 2c$. We see there that a sub-system at a given position couples mostly to a specific portion of the chain and not to the whole chain. Hence, it is still possible to perform numerically exact simulations by truncating the chain. Because of this correspondence between a part of the chain and a region in space, we call this newly introduced chain-mapped environment a "correlated environment".

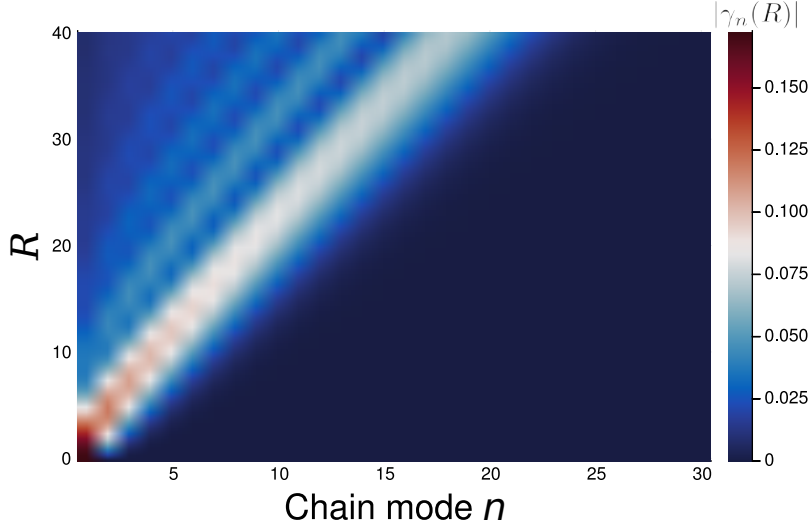


Figure 4.7: Absolute value of the system-chain coupling constants, for a bosonic bath with a hard cut-off Ohmic spectral density, as a function of the chain modes n and the sites separations R . Note that the main peak is centred around $R/2c$. Here $\alpha = 0.12$, $c = 1$ and $k_c = 1$.

Finite temperature

To describe finite temperature systems in a statistical mixture as equivalent zero temperature state vectors, we again apply the same strategy as the one developed for T-TEDOPA by allowing the bath to have negative frequency modes to describe thermal fluctuations and using an alternative bath spectral density that captures the temperature dependence. To identify this new effective spectral density, we put the finite temperature bath auto-correlation functions $C_\beta(r, t)$ for propagating and counter-propagating modes in the form of a zero temperature auto-correlation $C_\infty(r, t)$.

The interaction Hamiltonian in interaction picture is

$$\begin{aligned} \hat{H}_{\text{int}}^I &= \sum_\alpha \hat{O}_\alpha \int_0^{+k_c} dk g_k \left(e^{i(kr_\alpha - \omega_k t)} \hat{a}_k + \text{h.c.} \right) \\ &+ \sum_\alpha \hat{O}_\alpha \int_0^{+k_c} dk g_k \left(e^{-i(kr_\alpha + \omega_k t)} \hat{b}_k + \text{h.c.} \right) \end{aligned} \quad (4.37)$$

$$= \sum_\alpha \hat{O}_\alpha \left(\hat{B}_{r_\alpha}^1(t) + \hat{B}_{r_\alpha}^2(t) \right). \quad (4.38)$$

Hence the bath correlation function for the propagating modes is

$$C_\beta(r - r', t) = \langle \hat{B}_r^1(t) \hat{B}_{r'}^1(0) \rangle_B \quad (4.39)$$

$$\begin{aligned} &= \int_0^{+k_c} dk J(\omega_k) \left(n_\beta(\omega_k) e^{-i(k(r-r') - \omega_k t)} \right. \\ &\quad \left. + (n_\beta(\omega_k) + 1) e^{i(k(r-r') - \omega_k t)} \right). \end{aligned} \quad (4.40)$$

We could write the corresponding correlation function for the counter-propagating modes which would be the same except for the sign of the wave-number k . These two correlation functions have, in addition to the usual temperature-dependence β and time-dependence t , a spatial-dependence $r - r'$ originating from the spatial-dependence of the coupling coefficients $\{g_k^\alpha\}$ between the system and the bosonic bath. Hence these correlation functions contain more information (i.e. about

space *and* time) than the correlation functions usually encountered. For zero-temperature, the correlation function reduces to

$$C_\infty(r-r', t) = \int_0^{+k_c} dk J(\omega_k) e^{i(k(r-r') - \omega_k t)}. \quad (4.41)$$

We want to rewrite $C_\beta(r-r', t)$ in the same form as Eq. (4.41), i.e. the integral of a spectral density times a plane-wave phase factor. In other words, we want to find a bath at zero T with a different spectral density but with the same system dynamics as the finite T bath.

We recast the first term of $C_\beta(r-r', t)$ in Eq. (4.40) such that the argument of the exponential is the same as the second term by sending $k \rightarrow -k$, allowing for negative frequencies (hence, $\omega_{-k} = -\omega_k$) and using the identity in Eq. (4.19). With this transformation we have, in a sense, double the number of propagating modes. There are the propagating positive k modes with positive energies and the propagating negative k modes with negative energies (coming from the second term of the correlation function).

Finally, the bath correlation function for propagating modes can be written

$$C_\beta(r-r', t) = \int_{-k_c}^{+k_c} dk J_{\text{ext}}(\omega_k) (n_\beta(\omega_k) + 1) e^{i(k(r-r') - \omega_k t)} \quad (4.42)$$

with J_{ext} is the spectral density with a domain extended to negative frequencies and antisymmetrized such that $J_{\text{ext}}(-|\omega_k|) = -J_{\text{ext}}(|\omega_k|)$. The same procedure can be applied to the counter-propagating modes. We can thus define orthonormal polynomials with the finite-temperature spectral density

$$J_\beta(k) = J_{\text{ext}}(\omega_k) (n_\beta(\omega_k) + 1), \quad (4.43)$$

which is always positive and continuously differentiable. We define the unitary transformation to chain modes

$$\hat{a}_k = \sum_n U_n^\beta(k) \hat{c}_n \quad \text{for } k \in [-k_c, +k_c], \quad (4.44)$$

$$\hat{b}_k = \sum_n U_n^\beta(k) \hat{d}_n \quad \text{for } k \in [-k_c, +k_c] \quad (4.45)$$

where $U_n^\beta(k) = \sqrt{J_\beta(k)} P_n^\beta(k)$ and $P_n^\beta(k)$ is a polynomial of order n from a family of orthonormal polynomials with respect to the measure $d\mu(k) = J_\beta(k) dk$, i.e.

$$\int_{-k_c}^{+k_c} P_n^\beta(k) P_m^\beta(k) d\mu(k) = \delta_{n,m}. \quad (4.46)$$

With this set of orthogonal polynomials, we can map the environment to two tight binding chains and a coupling coefficient

$$\gamma_n(r) = \int_{-k_c}^{+k_c} dk J_\beta(\omega_k) e^{ikr} P_n^\beta(k) \quad (4.47)$$

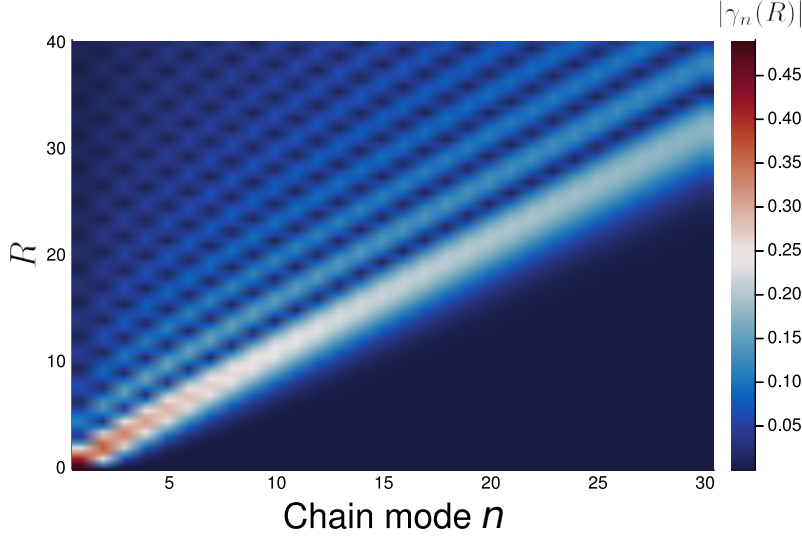


Figure 4.8: Absolute value of the system-chain coupling constants at finite temperature, for a bosonic bath with a hard cut-off Ohmic spectral density, as a function of the chain modes n and the site separations R . The peaks are centred around $n = R/c$. Here $\alpha = 0.12$, $\beta = 0.5$, $c = 1$ and $k_c = 1$.

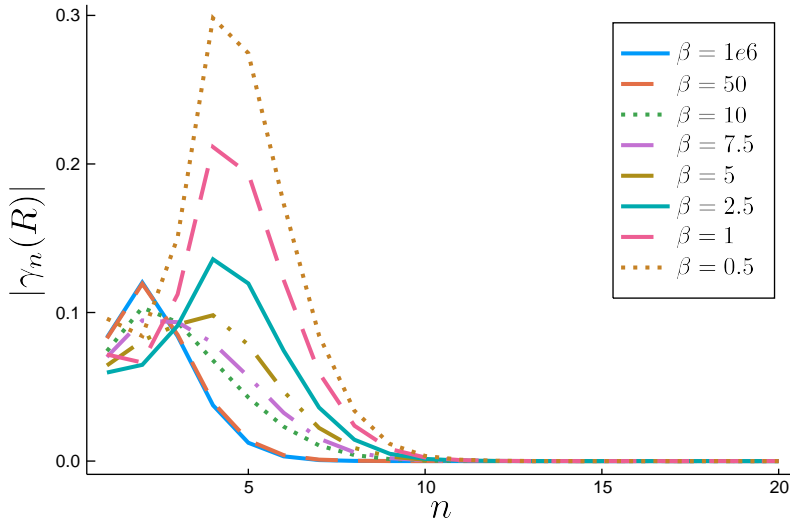


Figure 4.9: Absolute value of the system-chain coupling constants at finite temperature, for a bosonic bath with a hard cut-off Ohmic spectral density, as a function of the chain mode number n for a fixed $R = 5$ and several temperatures ($\alpha = 0.12$ and $k_c = 1$).

between the system and the \hat{c}_n and \hat{d}_n^\dagger operators.

The finite temperature coupling constants between the system and the chain for a hard cut-off Ohmic SD keep broadly the same form as the zero temperature ones. A coupling profile as a function of system site separations is displayed in Fig. 4.8. The differences are that the amplitudes increase with temperature, and the peak value is no longer centred around the mode $n = R/2c$ but rather $n = R/c$. For $\beta = 0.5$ the amplitude of the coupling is doubled compared to the zero temperature case. We also note that the tail before the peak presents more oscillations than the zero-temperature one which is smoother. The change in the coupling profile as a function of temperature is shown in Fig. 4.9. For high and moderately high temperatures, the couplings decrease in amplitude as β increases but are still centred around $n \approx R/c$. For high values of β , the amplitude stays constant but the maximum swaps to $n \approx R/2c$ as we recover the zero temperature value.

Appendix

4.A Finite-temperature extended bath and thermofields

The thermofields method is a purification procedure that maps a system in interaction with a bath at temperature T to a system in interaction with two baths at $T = 0$ in a vacuum state. It thus enables the use of a wave function representation at finite temperature, instead of a density matrix, at the cost of doubling the number of environmental modes. The standard derivation of thermofields relies on the bijection between a Hilbert space and the linear forms on this Hilbert space (i.e. the bra/ket correspondence) and Bogoliubov transformations. Clearly, there are parallels between this method and the construction of the extended environment presented above in the derivation of the finite-temperature chain mapping. Here, we give an alternative derivation of the thermofields solely using bath correlation functions and present its relationship with the extended bath method.

Main results of thermofields

We outline the principle results of thermofields, i.e. the characteristics of the two new baths. Detailed derivations of the thermofields approach can be found in Refs. [80, 81]. We start from the following OQS Hamiltonian

$$\hat{H} = \hat{H}_S + \underbrace{\int_{\mathbb{R}^+} d\omega \hbar\omega \hat{a}_\omega^\dagger \hat{a}_\omega}_{\hat{H}_B} + \underbrace{\sum_\alpha \hat{Q}_\alpha \int_{\mathbb{R}^+} d\omega (g_\omega \hat{a}_\omega + \text{h.c.})}_{\hat{H}_{\text{int}}} \quad (4.48)$$

where \hat{Q}_α is a system operator coupling to the bath and \hat{a}_ω^\dagger is the bath creation operator for the mode of energy $\hbar\omega$.

A new set of environmental modes $\{\tilde{a}_\omega\}_{\omega \in \mathbb{R}^+}$ independent of the original one is introduced, and a new bath term is added to the Hamiltonian

$$\hat{\tilde{H}}_B = \int_{\mathbb{R}^+} d\omega (-\omega) \tilde{a}_\omega^\dagger \tilde{a}_\omega. \quad (4.49)$$

Starting from a bath with coupling coefficients $\{g_\omega\}_{\omega \in \mathbb{R}^+}$, the two new baths have coupling strengths

$$g_\omega^1 = g_\omega \cosh(\theta_\omega), \quad (4.50)$$

$$g_\omega^2 = g_\omega \sinh(\theta_\omega), \quad (4.51)$$

where g_ω^1 couples to the initial bath modes \hat{a}_ω and g_ω^2 to the additional bath modes \tilde{a}_ω ; with the mixing angle θ_ω being defined by

$$\tanh(\theta_\omega) = \exp\left(-\frac{\beta\omega}{2}\right). \quad (4.52)$$

Alternative derivation from the bath correlation function

From the Hamiltonian in Eq. (7.1) we define the bath correlation function

$$C_\beta(\tau) = \text{tr}_B[\hat{B}(\tau)\hat{B}(0)\hat{\rho}_B] = \int_{\mathbb{R}^+} |g_\omega|^2 \left(n_\beta(\omega)e^{i\omega\tau} + (n_\beta(\omega) + 1)e^{-i\omega\tau} \right), \quad (4.53)$$

where $\hat{B} = \int_{\mathbb{R}^+} d\omega (g_\omega \hat{a}_\omega + \text{h.c.})$ and $\hat{\rho}_B$ is a Gibbs state at the inverse temperature β . At zero-temperature, the correlation function becomes

$$C_\infty(\tau) = \int_{\mathbb{R}^+} |g_\omega|^2 e^{-i\omega\tau}. \quad (4.54)$$

We can see the correlation function $C_\beta(\tau)$ as the sum of two zero T correlation functions with coupling constants $g'_\omega = g_\omega \sqrt{n_\beta(\omega)}$ and $g''_\omega = g_\omega \sqrt{n_\beta(\omega) + 1}$. Furthermore, one can notice that

$$\left(\sqrt{n_\beta(\omega) + 1} \right)^2 - \left(\sqrt{n_\beta(\omega)} \right)^2 = 1. \quad (4.55)$$

Thus, we can define

$$\cosh(\theta_\omega) \stackrel{\text{def.}}{=} \sqrt{n_\beta(\omega) + 1}, \quad (4.56)$$

$$\sinh(\theta_\omega) \stackrel{\text{def.}}{=} \sqrt{n_\beta(\omega)}. \quad (4.57)$$

Hence, we have

$$\tanh(\theta_\omega) = \sqrt{\frac{n_\beta}{n_\beta + 1}} = \exp\left(-\frac{\beta\omega}{2}\right). \quad (4.58)$$

For these two terms to appear in the correlation function we could have $\hat{B} = \hat{B}' + \hat{B}''$ with $\langle \hat{B}' \hat{B}'' \rangle_B = \langle \hat{B}'' \hat{B}' \rangle_B = 0$, which is possible at $T = 0$ if \hat{B}' and \hat{B}'' act on different bath modes. Hence, we introduce

$$\hat{B}' \stackrel{\text{def.}}{=} \int_{\mathbb{R}^+} d\omega (g'_\omega \hat{a}'_\omega + \text{h.c.}), \quad (4.59)$$

$$\hat{B}'' \stackrel{\text{def.}}{=} \int_{\mathbb{R}^+} d\omega (g''_\omega \hat{a}''_\omega + \text{h.c.}) \quad (4.60)$$

with $[\hat{a}'_{\omega_1}, \hat{a}''_{\omega_2}] = [\hat{a}'_{\omega_1}^\dagger, \hat{a}''_{\omega_2}] = 0$ and $[\hat{a}'_{\omega_1}, \hat{a}'_{\omega_2}^\dagger] = \delta(\omega_1 - \omega_2)$ (idem for \hat{a}'').

The two terms $C_\beta(\tau)$ have opposite phases, thus we also require that in the interaction picture these new bath \hat{B}' and \hat{B}'' operators acquire an opposite phase

$$U_I^\dagger(t) \hat{a}''_\omega U_I(t) = \hat{a}''_\omega e^{-i\omega t}, \quad (4.61)$$

$$U_I^\dagger(t) \hat{a}'_\omega U_I(t) = \hat{a}'_\omega e^{i\omega t} \quad (4.62)$$

where $U_I(t)$ is the interaction picture evolution operator, which implies that the bath Hamiltonian is

$$\hat{H}_B = \hat{H}'_B + \hat{H}''_B \stackrel{\text{def.}}{=} \int_{\mathbb{R}^+} (-\omega) \hat{a}'_\omega \hat{a}'_\omega d\omega + \int_{\mathbb{R}^+} \omega \hat{a}''_\omega \hat{a}''_\omega d\omega. \quad (4.63)$$

Because the dynamics of the system is entirely determined (given an initial condition) by the system Hamiltonian \hat{H}_S and the bath correlation function $C_\beta(\tau)$, there is an equivalence between a bosonic bath at temperature T (described by a density matrix) coupled to the system with the coupling strength g_ω , and two baths at $T = 0$ (described with a wave-function) coupled to the system with strengths $g'_\omega = g_\omega \sqrt{n_\beta(\omega)}$ and $g''_\omega = g_\omega \sqrt{n_\beta(\omega) + 1}$.

Relation with the extended bath

The extended bath introduced in the T-TEDOPA [78] method merges the two types of effective zero T modes into a single bath where negative energies are allowed by noticing that

$$n_\beta(-|\omega|) = -(n_\beta(|\omega|) + 1). \quad (4.64)$$

This identity can be ‘propagated’ to the two sets of thermofields annihilation and creation operators by imposing

$$\hat{a}'_\omega = \hat{a}''_{-\omega}. \quad (4.65)$$

This corresponds to merging together the two Hilbert spaces \mathcal{H}' and \mathcal{H}'' of the ‘primed’ and ‘seconded’ modes respectively into a single Hilbert space $\mathcal{H}_B^{\text{ext}} = \mathcal{H}' \oplus \mathcal{H}''$. The bath Hamiltonian can now be written

$$\hat{H}_B = \int_{\mathbb{R}^+} (-\omega) \hat{a}''_{-\omega} \hat{a}''_{-\omega} d\omega + \int_{\mathbb{R}^+} \omega \hat{a}''_\omega \hat{a}''_\omega d\omega \quad (4.66)$$

$$= \int_{\mathbb{R}} \omega \hat{a}''_\omega \hat{a}''_\omega d\omega. \quad (4.67)$$

It is then natural to interpret $\hat{a}''_{-|\omega|}$ as creating a bath excitation of negative energy $-\hbar|\omega|$. Similarly, following the consequences of Eq. (4.64), we can define a single set of temperature-dependent coupling constant for the new bath modes and the system

$$g''_\omega = g_\omega \sqrt{n_\beta(|\omega|) + 1}. \quad (4.68)$$

These new zero T independent bath modes with positive and negative energies form the extended bath on which we apply the chain mapping.

5

Influence of the ordering of the chains modes

I think the problem is not to find the best or most efficient method to proceed to a discovery, but to find any method at all.

Richard FEYNMAN,
Nobel Lecture

5.1 How to manage multiple environments?	59
5.2 Two environments: Mode arrangements	60
Left-Right arrangement	62
Successive arrangement	62
Interleaved arrangement	63
Comparison	63
5.3 Three environments: Connectivity	68
5.4 Discussion	70

5.1 How to manage multiple environments?

In the previous chapter, we introduced chain-mapping techniques of bosonic environments which enable us to represent the joint state of an OQS as MPS. The current chapter focuses on how the obtained MPS is going to be written in practice when several environments are interacting with the system. This is the case, for instance, with the ‘correlated environment’ we introduced previously. There, the environment is split in two baths corresponding to different directions of propagation for the environmental excitations. Another example, of high interest for quantum technologies, comes from quantum thermodynamics where one might be interested in studying the heat exchange of a quantum system interacting with a hot and a cold reservoirs. A last example comes from molecular systems where electronic excitations can effectively couple to several different vibrational environments [82, 83]. Having several environments interacting with the system leads to an increase of the required computational resources needed to perform an accurate simulation, because the amount of correlation between the system and the environmental degrees of freedom grows. A few methods exist to reduce the computational cost of such simulations, either based on entanglement renormalisation (i.e. changing the structure of the TNS Ansatz to lower locally the entanglement) [82] or on ‘clustering’ of environmental modes (i.e. changing the order of modes). The entanglement renormalisation approach relies on expressing the joint quantum state as a tree tensor network (TTN) state and then analysing the entanglement properties of system/environments and environments/environments partitions. From this analysis, a new layer of so called entanglement renormalising (ER) tensors is constructed and placed in between the system and the environments to lower the entanglement but keep correlations between environments. This approach necessitates a thorough analysis of the entanglement structure between

The ER tensors don’t have physical legs and are there to ‘compress’ correlations. They are to be related to the disentangles that can be found in another TNS the Multiscale Entanglement Renormalisation Ansatz (MERA) [84].

the system and the environments and between the environments themselves before being able to write the TTN state.

On the other hand, the methods relying solely on the reordering of the environmental modes preserve a simple TTN state or MPS structure. How environmental modes are ordered in the MPS representation of the quantum state is *a priori* arbitrary. One just has to make sure that the operators in the MPOs applied to the state follow the same ordering (which might make their expression more complex). Nevertheless, it does not mean that all orderings of the environmental modes are equivalent. The computational cost associated with MPSs is related to their bond dimension (as introduced in chapter 2). As explained before, these bond dimensions are related to the amount of correlations, or the degree of entanglement, between bi-partitions of the quantum state. It is known that reordering the modes in some specific cases of single bosonic or fermionic environments leads to reducing the degree of entanglement, and thus to an improved efficiency of the computations. In the case of bosonic modes, the On the Fly Swapping (OFS) is a procedure applied during the sweeps of the (real or imaginary) time evolution where neighbouring tensor sites are swapped if it results in decreasing a given cost function (entanglement entropy or the truncation error) [85]. Even though this method is a practical way of improving computational performance, it needs to be applied at each time step of the state evolution. In the case of fermionic bath modes, the reordering is particularly simple and consists of alternating bath modes corresponding to filled orbitals with modes corresponding to empty ones [86, 87]. Whereas the reordering procedure for bosonic degrees of freedom is a dynamic procedure, this fermionic reordering is static and done once and for all when writing down the initial state.

A natural question then emerges: is there a similar efficiency-increasing static reordering of bath modes in the bosonic case? We study here the influence of different bosonic modes arrangements on the efficiency of open quantum systems simulations. We initially conjecture that entanglement in MPS states can be lowered by diminishing the ‘*correlation length*’ between two environmental excitations created at the same time. Investigating the convergence of different arrangements of baths modes we are able to give a negative answer to this hypothesis. This exploration brings us to study another property of tensor network states that we show to be related to entanglement: the connectivity of the system with its environments. We bring evidence that adopting a geometry where there is a single ‘*interface*’ between the system and the several environments it connects reduces the amount of entanglement in the state.

5.2 Two environments: Mode arrangements

In several cases the quantum system of interest is interacting with two baths. A first instance comes from the study of thermodynamic properties and dynamics of quantum systems. For example, when

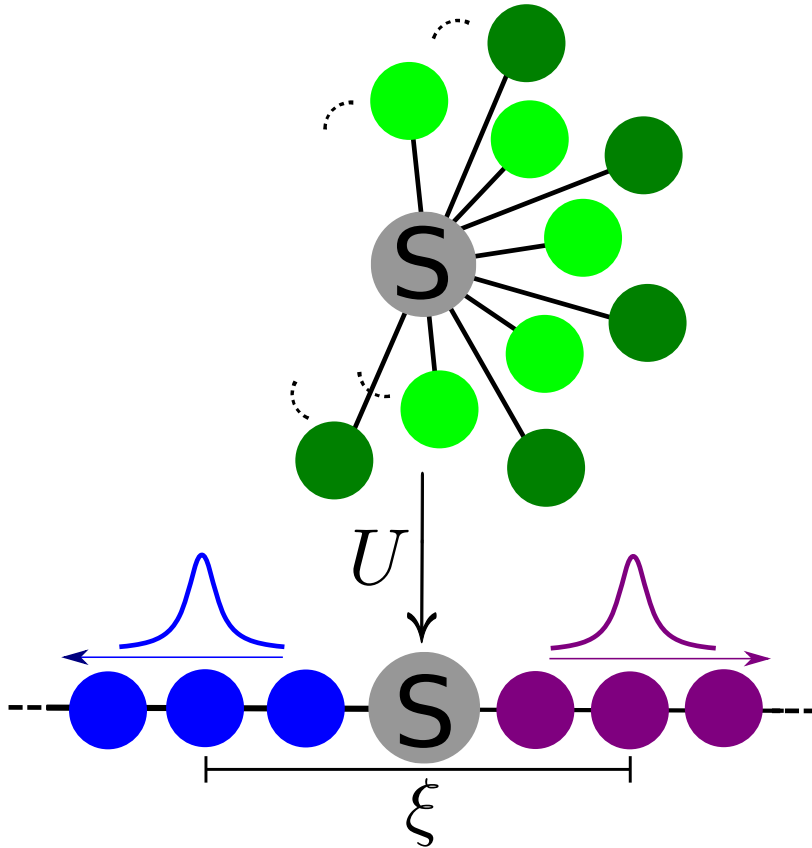


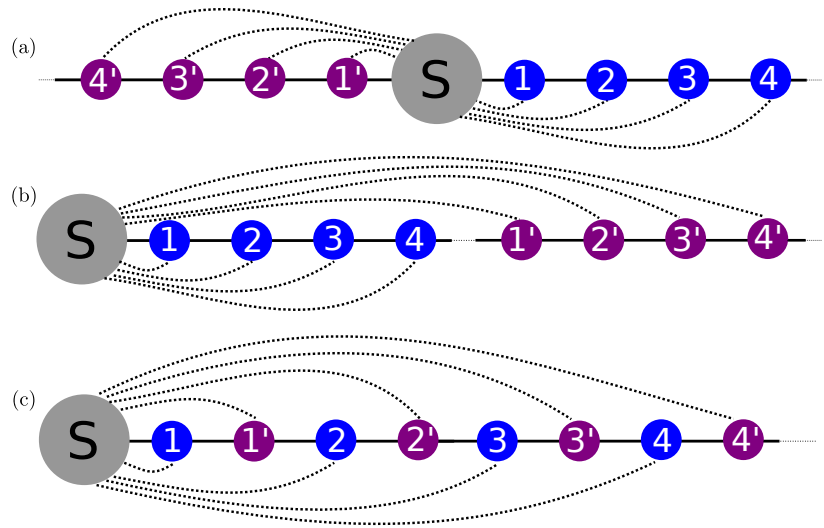
Figure 5.1: Schematic drawing of the unitary transformation U – the chain mapping – changing two baths of independent bosonic modes into two chains with nearest neighbour interactions. The correlation length $\xi(t)$ measures the distance in between two dynamically correlated environmental excitations.

studying heat flows when a quantum system is between a cold bath and a hot bath or the system thermalization behaviour [72, 88]. This category of situations are important in the context of quantum thermal machines. Another example is the two chains of our correlated environment for spatially extended systems. More generally, the two bosonic baths could be of different nature, for example one representing a vibrational environment and the other an electromagnetic environment [89]. There, the two environments could play a different role, and their effects can simply add up, or new features that don't come from one environment alone could emerge (such behaviour is called non-additive). In any cases, the problem of a quantum system interacting with two bosonic environments is more than just a case study and has physical relevance.

When the two environments have similar characteristic timescales, energy dissipation from the system results in the generation of environmental excitations that are then propagating in their respective chains in a dynamically correlated way. It thus appears 'natural' to define a 'correlation length' ξ between these excitations, namely the number of MPS's sites in between them. The hypothesis that directly follows is that the degree of entanglement, as described by the bond dimension, grows with this correlation length. Though not formulated in this way, this hypothesis forms a main conclusion of the work previously performed on modes reordering in the context of fermionic baths [87].

Hence, in this section we introduce three different orderings of bath

Figure 5.2: Diagram of the different mode arrangements in the MPS for a system interacting with two bosonic baths. The dotted lines represent the long-range couplings between the system and chain modes. (a) ‘Left-Right’ arrangement of the chain-mapped environment. Chain modes are symmetrically placed on both sides of the system. The correlation length between the excitations of the two chains grows linearly in time. (b) ‘Successive’ arrangement of the chain-mapped environment. One chain connects directly to the system and the second one is appended to the first one. The correlation length between the excitations of the two chains is a constant of the order of the length of the chain. (c) ‘Interleaved’ arrangement of the chain-mapped environment. Chain modes are alternating and thus coupling to their next nearest neighbours. The correlation length is constant of the order of 1.



modes (depicted in Fig. 5.2) that display three different behaviours for the correlation length ξ , and we compare the minimum bond dimension they require in order to reach convergence in 1TDVP simulations.

Left-Right arrangement

The Left-Right MPS is ‘isomorphic’ to a TTN state with two branches: one for each environment.

Usually, the MPS and MPO representation of the joint system-environment state and Hamiltonian follows what we call a ‘Left-Right’ ordering where the system is placed in between the two chains. This arrangement is ‘intuitive’ because it reproduces the structure of the Hamiltonian and, thus, often used when describing a quantum system interacting with two independent baths [72, 86]. However, this ordering of the environmental modes might lead to a non-optimal maximal bond dimension. Indeed, the initial environmental excitations created by the environment propagate towards the end of their respective chains but are dynamically correlated. Hence, as time passes, these excitations that are highly correlated move further apart thus *a priori* requiring a higher bond dimension for the MPS as the correlation length grows linearly with time $\xi \propto t$. Figure 5.1 shows a representation of this correlation length.

Successive arrangement

An alternative ordering of the chain modes corresponds to placing the system at one end of a chain and the other chain at the other end (i.e. concatenate the two chains), as shown in Fig. 5.2 (b). We coin this ordering of the bath modes ‘Successive’. This might seem counter-intuitive as the initial bath excitations thus induce immediately a correlation over a chain-long region. However, the correlation length stays approximately constant $\xi \approx N_m$ as the excitations propagate along the chain. Moreover, the arrangement of the chain modes enables

a small optimization of the size of the system's tensor in the MPO representation of the Hamiltonian.

Interleaved arrangement

To diminish the bond dimension a solution would be to bring closer the modes that are highly correlated with one another. In the Successive arrangement case, compared to the Left-Right one, this is done by having a fixed distance of $\xi \approx N_m$ between the correlated excitations. An improvement could be achieved by interleaving the two chains together into a single one. This is done by alternating the mode of one chain with the corresponding mode of the other one, as shown in Fig. 5.2 (c). Thus, correlated excitations are now separated by a fixed distance of $\xi \approx 1$ thus diminishing the correlation length. This type of mode ordering has already been applied to fermionic problems, namely Anderson impurity, where one bath describes empty orbitals and the other one filled orbitals.

Comparison

To compare these three different mode arrangements, we are first going to apply them to a well known and studied OQS model, the Independent Boson Model (IBM), and later on to the Spin Boson Model (SBM).

Definition 5.2.1 *The Spin Boson Model is a paradigmatic model of OQS where a single two-level system interacts linearly with a bosonic environment*

$$\hat{H} = \frac{\epsilon}{2} \hat{\sigma}_z + \frac{\Delta}{2} \hat{\sigma}_x + \int_0^{+\infty} \omega \hat{a}_\omega^\dagger \hat{a}_\omega d\omega + \frac{\hat{\sigma}_z}{2} \int_0^{+\infty} (g_\omega \hat{a}_\omega + h.c.) d\omega, \quad (5.1)$$

*with ϵ the TLS energy gap and Δ its tunnelling term. When the tunnelling is null the SBM reduces to the so called **Independent Boson Model** where the system and interaction Hamiltonians commute. Contrary to the SBM, the IBM is analytically solvable.*

In the IBM, because $[\hat{H}_S, \hat{H}_{\text{int}}] = 0$, the system's populations are invariant. The system only experiences pure dephasing of its initial coherences and is not subjected to decay.

Independent Boson Model

We first show that all arrangements are able to accurately describe system's dynamics at zero and finite temperature by considering an analytically solvable model. The IBM describes a spin interacting with a bosonic environment where the system coupling operator commutes with the system's Hamiltonian \hat{H}_S . The Hamiltonian considered here is rotated by $\pi/2$ compared to Def. 5.2.1, i.e the coupling operator is

Because the coupling constants g_k are the same for both baths, this model could also be written as a single bath IBM with a fourfold Kondo parameter α .

$\hat{\sigma}_x$. The Hamiltonian we consider has two bosonic baths

$$\hat{H} = \frac{\Delta}{2} \hat{\sigma}_x + \sum_{i=1}^2 \int_{\mathbb{R}} \omega_k \hat{a}_k^{i\dagger} \hat{a}_k^i dk + \frac{\hat{\sigma}_x}{2} \sum_{i=1}^2 \int_{\mathbb{R}} (g_k \hat{a}_k^i + \text{h.c.}) dk, \quad (5.2)$$

where $\hat{a}_k^{i\dagger}$ creates an excitation in bath i with energy ω_k , and g_k is the coupling strength between bath mode k and the system for both baths. The expectation value $\langle \sigma_z \rangle$ is given by [9, 35]

$$\langle \sigma_z \rangle(t) = \cos(\Delta t) \text{Re} \left[\rho_{\uparrow\downarrow}(0) \exp \left(- \int_0^\infty \frac{J(\omega)}{\omega^2} (1 - \cos(\omega t)) \coth \left(\frac{\beta\omega}{2} \right) d\omega \right) \right], \quad (5.3)$$

where $\rho_{\uparrow\downarrow}(0)$ is the initial coherence of the system, $J(\omega) = \sum_k |g_k|^2 \delta(\omega - \omega_k) = 2\alpha\omega H(\omega_c - \omega)$ is the bath spectral density and $\beta = (k_B T)^{-1}$ is the bath inverse temperature. Figures 5.3 (a) and 5.3 (b) show that the Left-Right, Successive and Interleaved arrangements all recover the analytical expression for the smallest non-trivial bond dimension $D = 2$ for widely different values for Δ and α . This small bond dimension is expected as the analytical solution of state of the system (for the initial state given below) is known to be an entangled state between the system and a displaced environment

$$|\psi(t)\rangle = \frac{e^{-i\theta(t)}}{\sqrt{2}} \left(|\uparrow_x\rangle \otimes \hat{D}(\{\alpha_k(t)\}) |\{0\}_k\rangle - |\downarrow_x\rangle \otimes \hat{D}(\{-\alpha_k(t)\}) |\{0\}_k\rangle \right) \quad (5.4)$$

where $\theta(t)$ and $\alpha_k(t)$ depend solely on the SD $J(\omega)$ and the energies of bath modes ω_k [35] and $\hat{D}(\{\alpha_k\})$ is a multi-mode displacement operator. Given that the environment state is simply a displaced state, manifesting no entanglement of its own, the information about the joint state can be stored with a single bit of information, hence the value of the bond dimension $D = 2$. Similarly, Fig. 5.3 (c) shows that the analytical behaviour is also recovered at finite temperature for the first non-trivial bond dimension. The initial joint state is a product state

$$\begin{cases} |\downarrow_z\rangle \otimes |\{0\}_k\rangle & \text{if } \beta = \infty \\ |\downarrow_z\rangle \langle\downarrow_z| \otimes \exp(-\beta\hat{H}_B) / Z & \text{if } \beta \neq \infty \end{cases}, \quad (5.5)$$

where $|\downarrow_z\rangle$ is the eigenstate of $\hat{\sigma}_z$ associated with the eigenvalue -1 , and Z is the bath partition function.

Correlated Environment

Now that we have established that our three different arrangements are able to accurately describe OQS dynamics, we are going to study the convergence behaviour of these different orderings with a non-trivial model: a correlated environment model. We consider a 1D system composed of two sites labelled by γ placed in space at the position r_γ . These two sites are interacting with a common bosonic bath of plane waves labelled by the wave-vector $k \in \mathbb{R}$. The corresponding

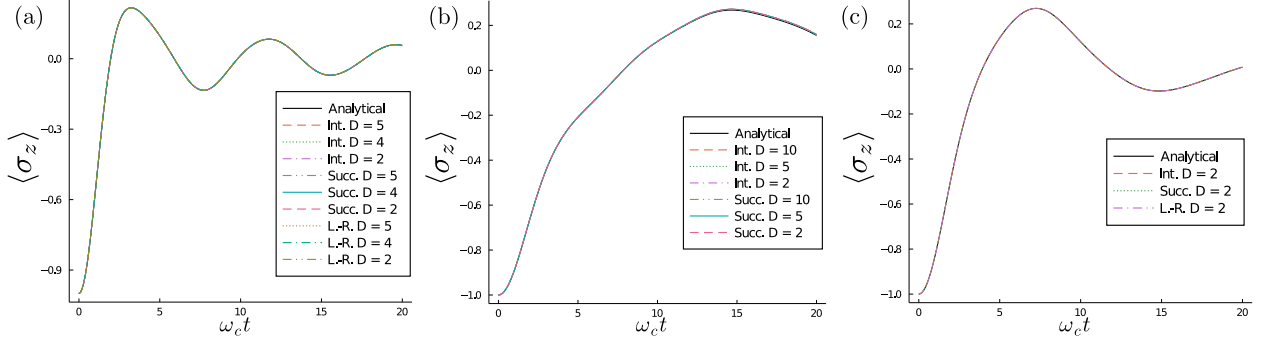


Figure 5.3: Dynamics of the $\langle \sigma_z \rangle$ for the Interleaved, Successive and Left-Right chain arrangements for several maximal bond dimensions D . (a) The model parameters are $\Delta = 0.8\omega_c, \beta = \infty, \alpha = 0.2$. (b) The model parameters are $\Delta = 0.2\omega_c, \beta = \infty, \alpha = 0.1$. (c) The model parameters are $\Delta = 0.4\omega_c, \omega_c\beta = 10, \alpha = 0.1$. The three different arrangements are able to recover the analytical results at zero and finite temperature for the first non trivial bond dimension $D = 2$.

Hamiltonian is

$$\begin{aligned} \hat{H} = & \sum_{\gamma} E_{\gamma} \hat{f}_{\gamma}^{\dagger} \hat{f}_{\gamma} + \omega_0 \left(\hat{f}_{\gamma} \hat{f}_{\gamma+1}^{\dagger} + \text{h.c.} \right) + \int_{\mathbb{R}} \omega_k \hat{a}_k^{\dagger} \hat{a}_k dk \\ & + \sum_{\gamma} \hat{f}_{\gamma}^{\dagger} \hat{f}_{\gamma} \int_{\mathbb{R}} \left(g_k e^{ikr_{\gamma}} \hat{a}_k + \text{h.c.} \right) dk, \end{aligned} \quad (5.6)$$

where $\hat{f}_{\gamma}^{\dagger}$ creates an excitation on site γ , \hat{a}_k^{\dagger} creates a plane wave of energy $\omega_k = |k|c$ with c the phonon speed (and $\hbar = 1$), and $g_k e^{ikr_{\gamma}}$ is a coupling strength between bath mode k and the site γ . As introduced in chapter 4, the bosonic environment is mapped to two chains, one for the propagating bath modes and the other one for the counter-propagating modes, with long-ranged couplings with the system. Figure 5.1 shows a schematic diagram of the chain mapping procedure that transforms a continuous environment into two interacting chains. We comment on the fact that this is a particular instance of a system coupled to two bosonic baths (they happen to be described by the same parameters up to complex conjugation). We consider this specific type of environment because it is general and can be easily extended to the case of two bosonic baths with different parameters. Furthermore, in that case, the dynamics of the two environments are highly correlated. The results shown hereafter are for degenerate sites $E_{\gamma} = 0$ at positions $k_c r_1 = 0$ and $k_c r_2 = 5$ for different values of coupling strengths to the bath α (the SD is again taken to be Ohmic) and coherent coupling ω_0 . Initially the system state is localised on the first site

$$\begin{cases} |r_1\rangle \otimes |\{0\}_k\rangle & \text{if } \beta = \infty \\ |r_1\rangle \langle r_1| \otimes \exp(-\beta \hat{H}_B) / Z & \text{if } \beta \neq \infty \end{cases} \quad (5.7)$$

where $|r_1\rangle$ is the state corresponding to site 1 being occupied, i.e. $\langle r_1 | \hat{f}_1^{\dagger} \hat{f}_1 | r_1 \rangle = 1$. Figure 5.4 (a) shows the population of the second site at zero temperature for a strong system-bath coupling $\alpha = 0.1$ and a weak tunnelling energy $\omega_0 = 0.1\omega_c$. The Left-Right arrangement converges at $D = 5$ whereas successive and interleaved are already converged at $D = 4$. One can notice that for the first non-trivial bond dimension $D = 2$, the Interleaved ordering is slightly better than the Successive one. Increasing the system-bath coupling and the tunnelling

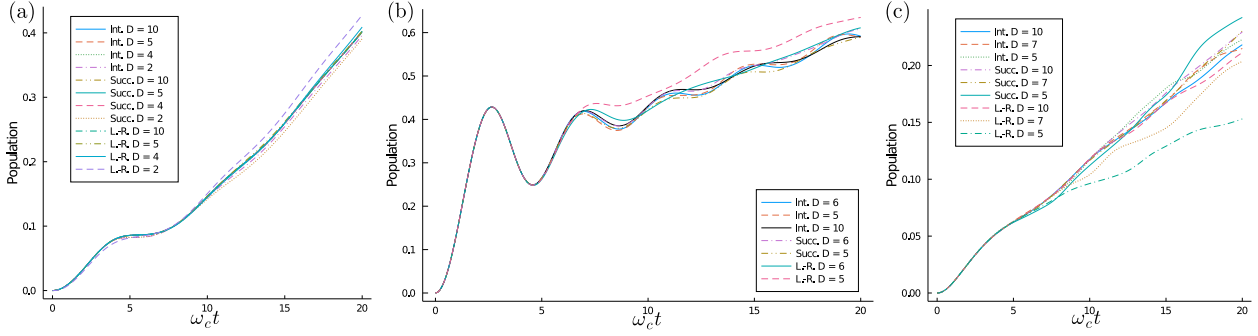


Figure 5.4: Population of the second site in the correlated environment model. Generally the Left-Right arrangement converges for higher bond dimensions than the Interleaved and Successive arrangements that have a similar convergence behaviour. The amount of correlations in the joint state is increasing throughout the three parameter regimes (a), (b) and (c). In the legends, Int., Succ. and L.-R. respectively stand for an Interleaved, a Successive, and a Left-Right chain arrangement. The model parameters are (a) $E_\gamma = 0, \alpha = 0.1, \omega_0 = 0.1\omega_c, \beta = \infty$, (b) $E_\gamma = 0, \alpha = 0.2, \omega_0 = 0.4\omega_c, \beta = \infty$, and (c) $E_\gamma = 0, \alpha = 0.1, \omega_0 = 0.1\omega_c, \beta = 1$.

energy requires a larger bond dimension to describe accurately the dynamics of the system, as shown in Fig. 5.4 (b). The system-bath coupling has been doubled $\alpha = 0.2$ and the tunnelling energy multiplied by four $\omega_0 = 0.4\omega_c$ compared to the previous case. The different mode arrangements are all converged for $D = 10$ but only Interleaved one is represented for readability. We can see that Left-Right is generally performing worse than the Successive and Interleaved arrangements. For unconverged values of D , it exhibits dynamics that are further away from the converged one than the Successive and Interleaved arrangements. These two arrangements look similar but interleaved seems to catch the coherent oscillations better for $D = 6$. In order to require a higher bond dimension for the state, we now consider a finite temperature $\omega_c\beta = 1$ case. The couplings are the same as in Fig. 5.4 (a). We do not show the converged results in Fig. 5.4 (c) (which are for $D = 15$) as we are only interested in the differences between the different arrangements, and want to prevent the graph to be too cluttered. We can see in Fig. 5.4 (c) that the Left-Right ordering is again less accurate than the other two for smaller bond dimensions. It exhibits a dynamic similar to the other orderings only when reaching $D = 10$. The Interleaved arrangement performs better than the Successive one for $D = 5$, but both become similar for larger values.

From these examples, we can rule out the explanation in terms of correlation length because the Interleaved and Successive arrangements have very similar convergence properties despite having an order of magnitude difference in their correlation lengths. Nevertheless, these two orderings are still converging faster than the usual Left-Right one. This result might be surprising as these arrangements don't reproduce the structure of the underlying Hamiltonian. This leads us to consider another hypothesis related to the connectivity of the system-environment couplings. In the Left-Right case the system is connected twice to the environment, doubling – so to speak – its surface of exchange with it, whereas the Successive and Interleaved ones are coupled only once to a composite environment. A second piece of evidence that the correlation length is not a valid explanation for the efficiency of the computation is given by a fourth mode arrangement which has a constant correlation length and two points

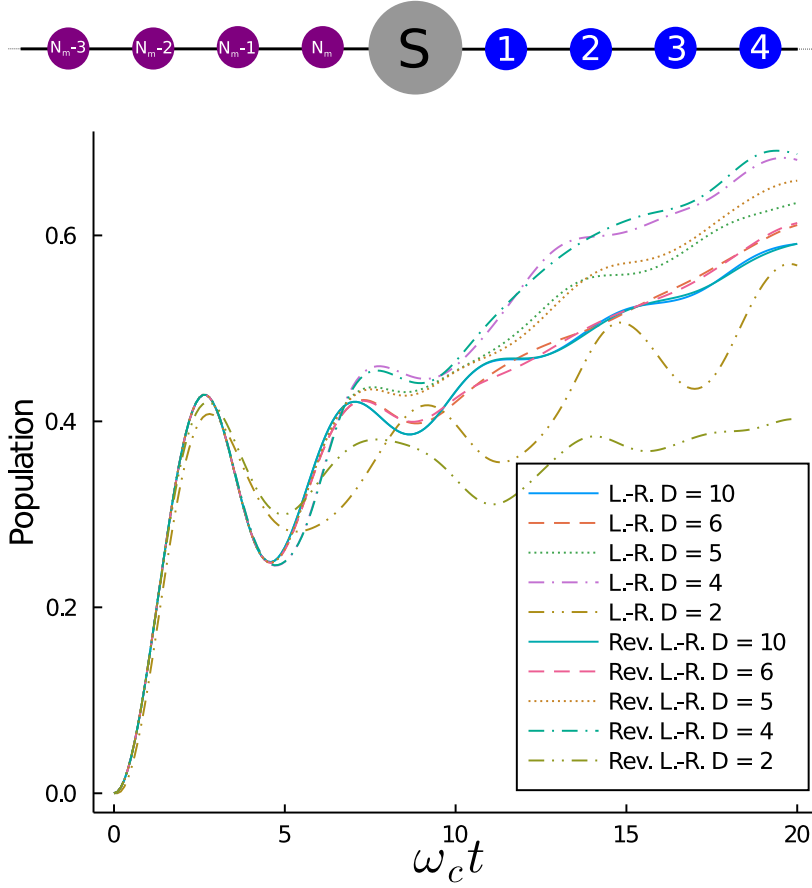


Figure 5.5: ‘Reverse Left-Right’ arrangement of the chain-mapped environment. Chains modes are symmetrically placed on both side of the system but on one chain they are in the reverse order. The correlation length between the excitations of the two chains remains constant and is the same as in the ‘Successive’ ordering.

Figure 5.6: Comparison of the Left-Right and Reverse Left-Right ordering of chains modes for the same parameters as in Fig. 5.4 (b) ($E_\gamma = 0$, $\alpha = 0.2$, $\omega_0 = 0.4\omega_c$, $\beta = \infty$). Even though the correlation length ξ of correlated environmental excitations are different by an order of magnitude, the convergence behaviour of the dynamics with respect to D is the same.

of connection – ‘interfaces’ – between the system and the environment. Keeping a Left-Right arrangement of the mode but taking one of the chain in the reverse order (see Fig. 5.5) gives a situation where the correlation length is fixed (and similar to the Successive arrangement) as the excitations are now propagating in the same direction. Hence, this new Reverse Left-Right arrangement has the same topology as the Left-Right ordering but a different correlation length. Figure 5.6 shows the second site population for the same choice of parameters as in Fig. 5.4 (b). The two versions of the Left-Right arrangement have a similar convergence behaviour despite having radically different correlation lengths. Hence, we can rule out the hypothesis that the important metric for the MPS bond dimension is the correlation length between excitations in both environments.

Now that the hypothesis of the connection between the correlation length and the bond dimension has been refuted, it is important to notice that the intuitive relation between the dynamics of correlated excitations and the growth of bond dimension – often invoked to justify the feasibility of a given TNS representation – is hand-wavy. As convincing as it may sound initially, there is no firm ground on which this assertion is set. Indeed, one could argue that dynamically correlated excitations carry very low entanglement in the MPS as the only

information they share is their distance from the system which is updated by the action of the time evolution operator. Therefore, to better understand the absence of connection between the correlation length ξ and the growth of the bond dimension, a rigorous mathematical analysis for simple local Hamiltonian should be performed.

5.3 Three environments: Connectivity

To test the hypothesis of the importance of connectivity on the growth of bond dimensions, we study a spin interacting with three identical bosonic baths. We name these baths ‘up’, ‘left’ and ‘right’. The Hamiltonian of this three baths Spin Boson Model (S3BM) is

Again, this simple model can be mapped to a SBM with a single environment, and is used here as a first investigation of our hypothesis.

$$\hat{H} = \frac{\epsilon}{2} \hat{\sigma}_z + \frac{\Delta}{2} \hat{\sigma}_x + \sum_{i=1}^3 \hat{\sigma}_x \int_0^\infty d\omega \sqrt{J(\omega)} (\hat{a}_\omega^i + \hat{a}_\omega^{\dagger i}), \quad (5.8)$$

where $\hat{\sigma}_j$ are Pauli matrices, $J(\omega)$ is the bath spectral density and $\hat{a}_\omega^{\dagger i}$ creates a bosonic excitation of energy ω in the i^{th} bath. We keep an Ohmic spectral density with a hard cut-off $J(\omega) = 2\alpha\omega_c H(\omega_c - \omega)$.

Three different configurations are looked at to test the hypothesis of the role of connectivity in the growth of maximal bond dimension: (1) the tree configuration where the system is connected directly to three baths; (2) the left-right configuration where the system is connected to the left and (right + up) chains; and (3) the successive configuration where the system is connected to a single chain (left + right + up). In order to study in real time the evolution of the required bond dimension necessary for the convergence of the MPS state, we time-evolve the state using a 2-site variant of the TDVP method (2TDVP) and the adaptive variant of the 1-site TDVP (DTDVP) [72]. These two variants are able to update in real time the bond dimensions of the MPS state. Figure 5.7 (a) shows the evolution of the bond dimension of the MPS with a Left-(Successive Right+Up) arrangement during a time evolution performed with 2TDVP [60]. The chains all have $N_m = 30$ modes. We can see that the bond dimension grows quickly and reaches the cut-off bond dimension of the simulation ($D_{\text{Max}} = 50$) at $\omega_c t \approx 6$. The other noticeable element is that the third chain which was appended to the right chain was not updated by 2TDVP. This is consistent with the known fact that 2TDVP has difficulties taking into account long-ranged interaction. Hence, this case has also been studied with an Interleaved arrangement of the (right + up) chain to make it tractable with 2TDVP as shown in Fig. 5.7 (b). The main conclusion on the growth of the bond dimensions is unchanged. These heat maps directly show that the growth of the bond dimensions is localised around the system. The DTDVP algorithm which enables a one-site update of the MPS and dynamically evolving bond dimensions was also tried on this arrangement but always got stuck in the initial manifold.

However, the DTDVP method was used to study the one chain (Left + Right + Up) case shown in Fig. 5.7 (c). This chain was in a Successive

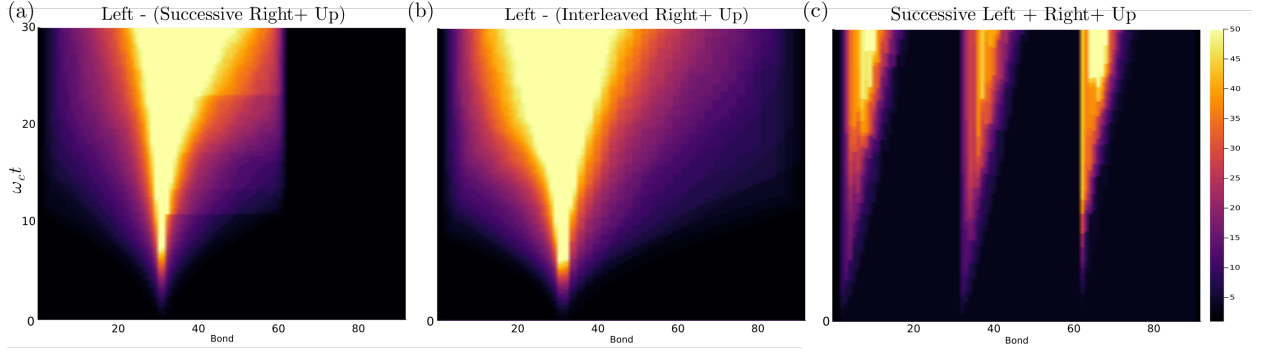


Figure 5.7: Evolution for a S3BM at $\beta = \infty$ of the bond dimensions of the MPS with: (a) a Left - S - (Right + Up) configuration obtained with 2TDVP. The cut-off value for the bond dimensions $D_{\text{Max}} = 50$ is quickly reached and 2TDVP is not able to handle the long range coupling induced by appending the right and up chains. (b) a Left - S - (Right interleaved with Up) configuration obtained with 2TDVP. The cut-off value for the bond dimensions $D_{\text{Max}} = 50$ is quickly reached. (c) a S - (Left + Right + Up) configuration obtained with DTDVP. The bond dimensions evolve more slowly.

arrangement and the long range coupling were handled correctly by the method. Here, the bond dimensions grow at a slower pace and reach maximal allowed bond dimension $D_{\text{Max}} = 50$ at $\omega_c t \approx 25$, which corresponds to a fourfold improvement on the case Left-(Right+Up) geometry that has a connectivity of 2. The growth of the bond dimension with this arrangement is not localised around the system per se but at the beginning of each chain.

The 2TDVP and DTDVP algorithms, as currently implemented in our MPSDynamics package [76], are not yet straightforward to apply to TTN. In that case we went back to the 1TDVP method and chose the relative error of the expectation value $\langle \sigma_z \rangle$ with respect to the $D = 50$ results to be our metric for the growth of the bond dimension as we are not interested in the dynamics of this observable in itself. Figure 5.8 shows the relative error for $D \in \{10, 20, 30\}$ for a selection of parameters spanning a variety of dynamics. In most cases a residual error still persists in the $D = 30$ case whose value is on the order of a percent. Most importantly, these errors consistently manifest at early times $\omega_c t \lesssim 5$ which does not contradict our hypothesis and seems to point in the same direction as the results obtained for the Left-Right and Successive arrangements. However, in order to formulate a firm conclusion we would need to have access to the dynamics of the bond dimension for the TTN as we did in Fig. 5.7. To do so, we are currently developing an implementation of the DTDVP method to TTN.

With these examples we can see that connectivity seems to play an important role in limiting the growth of the bond dimensions needed to accurately describe the state in time.

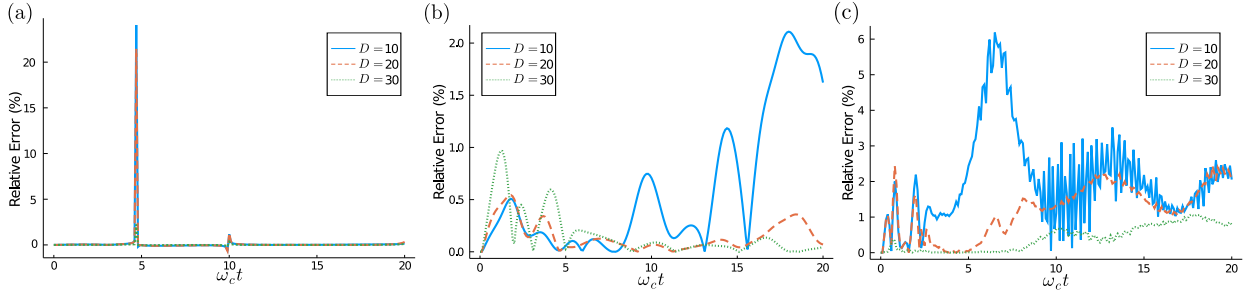


Figure 5.8: Relative error between the dynamics of $\langle \sigma_z \rangle$ for different values of D and $D = 50$ obtained with 1TDVP for different simulation parameters with a TTN state. In every case small errors of the order of a percent are always present for $D = 30$ at early time. The simulation parameters are (a) $\alpha = 0.1$, $\epsilon = 0.2\omega_c$ and $\Delta = 0.2\omega_c$, (b) $\alpha = 0.5$, $\epsilon = 0.2\omega_c$ and $\Delta = 0.2\omega_c$, and (c) $\alpha = 0.5$, $\epsilon = 0.2\omega_c$ and $\Delta = 0.5\omega_c$.

5.4 Discussion

In this chapter, we have shown that, when a system is interacting with several environments, different arrangements of the environmental modes – and crucially, not only the ‘intuitive’ TTN structures – can lead to well-converged results. The hand-wavy argument often given against arrangements where independent environments are not coupled directly to the system, namely that the growth of bond dimension in the multi-environments MPS states is related to the correlation length $\xi(t)$ of dynamically correlated environmental excitations, has been disproved for bosonic environments. We came to this conclusion by

- (1) categorising (and introducing new) environmental mode arrangements in the chain representation,
- (2) showing that they are all able to accurately simulate the OQS dynamics,
- (3) comparing their convergence behaviour with respect to the joint state bond dimension,
- (4) therefore showing that their convergence behaviours are independent of the correlation length ξ .

This first result has a consequence of practical importance as it implies that joint system-environments state can always be written as MPS which are slightly easier to implement than TTN.

Showing that the usual Left-Right ordering of bath modes is less efficient than the less ‘natural’ Successive and Interleaved arrangements lead us to consider an alternative hypothesis to the correlation length one. For bosonic environments, the number of bonds connecting the system to the environments (‘interfaces’) is a quantity associated with the growth of the bond dimension. The lower the number of interfaces, the lower the required bond dimension. For simple models that can be mapped easily to single environment problems, our results agree with this hypothesis. Nevertheless, investigations must continue to test this new conjecture in more complex settings and – if it holds true – gain a deeper understanding of its origin.

These results have a compounding impact on the efficiency of TN simulations as the number of elements in the system's tensor scales proportionally to D^N with N the number of interfaces between the system and its environments. For instance, in the S3BM the scaling is proportional to D^3 for TTN states, D^2 for Left-Right MPS, and only D for Successive and Interleaved MPS. The results presented here thus imply that simple TTN states can always be recast as Successive-ordered MPS, thus a priori removing the need for entanglement renormalisation of environmental couplings. These results add to the diverse body of knowledge around the importance of selecting the appropriate geometry when using TNS and highlight that the appropriate geometries are not always the ones reproducing the structure of the interaction Hamiltonian.

The following chapters will focus on applying the tools introduced and developed so far to study non-Markovian effects in OQS.

APPLICATIONS

6

Unveiling non-Markovian Signalling

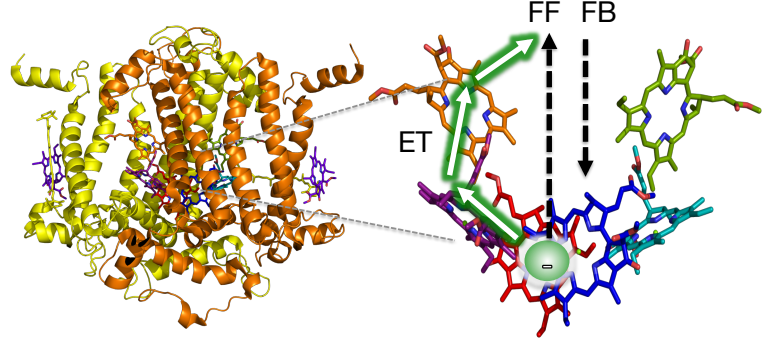
*Someone I say, will remember us
in another time*

Sappho, FRAGMENT 147

Building on the concepts and tools we introduced and developed in the previous parts, in this chapter, we formulate a fully quantum mechanical model that allows us to explore strong spatio-temporal correlations. The existence of such correlations necessitates a manifestly non-Markovian description of the dynamics. The majority of the original results we are presenting in this chapter have been published in Ref. [1]. This model opens a route to establishing the phenomenology of non-Markovian dissipation in the regime where all the relevant timescales – system dynamics, relaxation transitions *and* environmental signalling – are similar. Our objective is to identify and understand the underlying microscopic phenomena behind the non-Markovian phenomena emerging from our model, in order to create a conceptual toolkit that could be used to *exploit* these effects, including any explicitly non-classical effects, in artificial nanoscale devices. The motivation for this exploration arises from protein-based ‘nanomachines’ selected through natural selection to perform the key optoelectronic tasks of photosynthesis as presented in chapter 1. For example, the pigment-protein complexes (PPC) that perform the electron transfers at the core of photosynthesis are composed of photoactive pigments in interaction with a highly structured environment made of a protein scaffold that tunes the electronic and vibrational properties of the molecular network. Coordinating multiple charge dynamics in structures with poor dielectric screening and typical lateral sizes of only 5 – 6 nm requires exquisite spatio-temporal control of energy transfer and electron transport, including mechanisms of feedback to ensure the processes occur in the correct order *without* waste of excited state energies. While the role of the structured environments found PPCs has been widely discussed in terms of transport efficiency and the possible support of coherent electronic dynamics in light-harvesting [17, 19, 90, 91], the signalling and potential efficiency gains from spatio-temporal feedback and heralding feedforward processes in the environment has received rather scant attention. However, first principles methods based on crystal structures do show that the large secondary protein elements that span the electron transport chain in the Reaction Center (RC) could ‘communicate’ the initial and final sites of the electron trans-

6.1 Model	76
Hamiltonian MPO formulation	78
Long- and short-distance limits	79
Mapping to SBM for $N = 2$	80
6.2 Non-Markovian recurrences and information backflow	81
Zero temperature	81
Finite temperature	86
6.3 Discussion	88

Figure 6.1: Biological inspiration for our correlated bath model. (Left) The protein structure of a nanoscale photosynthetic reaction centre. Photoactive pigments are held rigidly by non-covalent protein interactions that also tune their electronic overlaps, interactions and excited state energies. The coordination of multiple cofactors by extended structures, such as quasi-1d alpha helices, allows vibrational fluctuations to act on different cofactors in a spatio-temporally correlated manner. (Right) Structure of the cofactors active in charge separation through quantum electron transport (ET). The oxidation of water in photosynthesis requires four successful electron transports, and this multi-fermion process is regulated through feed-forward (FF) and feedback (FB) mechanisms induced by strong electron-hole interactions with the dissipative protein scaffold.



port, and may act to prevent accumulation of further charges [92]. Elsewhere in biology, the idea of dynamical structural changes as a way to regulate processes is well established, especially in the field of allosteric regulation [93, 94]. Considered as an open quantum system problem, the existence of strong spatio-temporal correlations necessitates a manifestly non-Markovian description of the dynamics, as the key physics is encoded in the retarded ‘action at a distance’ that results from previous system-bath interactions, energy exchange, etc.

6.1 Model

We consider a one-dimensional chain of N sites labelled by $\{\alpha\}_{\alpha=1\dots N}$ in a common one-dimensional bosonic bath with modes characterised by the wave-vectors $k \in [-k_c, +k_c]$, where k_c is the environment cut-off wave-vector. The environment dispersion relation is chosen as the usual linear dispersion $\omega_k = |k|c$ with c the speed of the phonons in the bath. We restrict ourselves to the single excitation subspace of the system described by a Hamiltonian \hat{H}_S with nearest neighbour hopping. The total Hamiltonian has the form

$$\hat{H} = \hat{H}_S + \hat{H}_E + \hat{H}_{\text{int}} \quad (6.1)$$

$$\begin{aligned} &= \sum_{\alpha=1}^N E_{\alpha} \hat{f}_{\alpha}^{\dagger} \hat{f}_{\alpha} + \sum_{\alpha=1}^{N-1} J \left(\hat{f}_{\alpha}^{\dagger} \hat{f}_{\alpha+1} + \text{h.c.} \right) \\ &+ \int_{-k_c}^{+k_c} \omega_k \hat{a}_k^{\dagger} \hat{a}_k dk + \sum_{\alpha=1}^N \hat{f}_{\alpha}^{\dagger} \hat{f}_{\alpha} \int_{-k_c}^{+k_c} (g_k^{\alpha} \hat{a}_k + \text{h.c.}) dk \end{aligned} \quad (6.2)$$

where \hat{f}_{α} annihilates a system excitation on site α , \hat{a}_k is the annihilation operator of a bath mode of wave-vector k , $g_k^{\alpha} = g_k e^{ikr_{\alpha}}$, with $g_k = g_{-k} \in \mathbb{R}$, is the coupling strengths between the system and the bath and r_{α} is the position of the site α . A schematic of the model is presented in Fig. 6.2.

Because we restrict ourselves to the system’s single excitation subspace, we don’t have to deal with the fermionic nature of the system excitation.

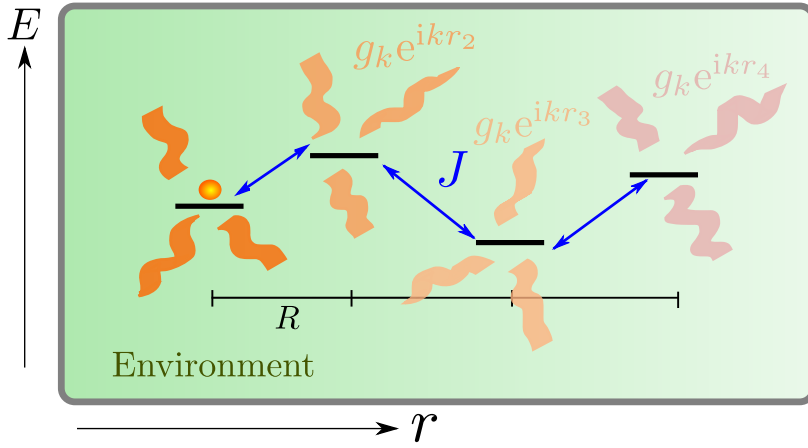


Figure 6.2: Schematic diagram of the model under study. A system composed of interacting sites is embedded into a single bosonic environment. Each site couples differently to the environment.

In the rest of the chapter, we consider a system made of two degenerate sites with an initial state where the system and its environment are decoupled and the bath is empty

$$|\psi(t=0)\rangle = |S(0)\rangle \bigotimes_{k \in [-k_c, k_c]} |0_k\rangle = |S(0)\rangle \bigotimes_{n \in \mathbb{Z}} |0_n\rangle, \quad (6.3)$$

Here we introduce a convention where one chain is labelled with positive integers and the other one with negative integers.

where $|S(0)\rangle$ is the initial state of the system, $|0_k\rangle$ represents the vacuum state of the mode k of the bath, and $|0_n\rangle$ the vacuum state of the mode n of the chains (as presented in chapter 4). The restriction to two degenerate sites is made for simplicity and ease of results interpretation. As we have already shown in Sec. 4.3, the empty bath can also be used to effectively describe a Gibbs state at temperature T , and so we are also presenting results at non-zero temperature. Even though the method here presented works for any initial state of the system, the initial state of the system is chosen to be the highest energy eigenstate (i.e. upper eigenstate) of the system Hamiltonian \hat{H}_S .

The resulting {System + Chains} joint wave function is represented as a MPS in a successive ordering (as presented in chapter 5) where the first couple tensors correspond to the system sites and the following ones to the modes of the two chains

$$|\psi(t)\rangle = \begin{array}{cccccccc} \textcircled{S_1} & -D- & \textcircled{S_2} & -D- & \textcircled{n=1} & -D- & \textcircled{2} & \dots & \textcircled{-1} & -D- & \textcircled{-2} & \dots \\ | & & | & & | & & | & & | & & | & \\ 2 & & 2 & & d & & d & & d & & d & \end{array} \quad (6.4)$$

where $d < \infty$ is the truncated Hilbert space dimension of the chain modes, i.e. the maximal number of excitations of a mode. The number of modes of the two semi-infinite chains are truncated at large enough values N_m , such that an excitation on the chain does not have the possibility to reach the end of the chain during the time evolution.

Hamiltonian MPO formulation

Following the structure of the MPS presented above, we want to write the corresponding MPO representation of the Hamiltonian in Eq. (6.2) in the chain picture using the method presented in chapter 3. The on-site tensor has a bond dimension $D = 2(\alpha + 2)$ for the α^{th} site and a physical dimension $d_S = 2$

$$W_1 = \left(\hat{\mathbb{1}} \quad J\hat{f}_1 \quad J\hat{f}_1^\dagger \quad \hat{f}_1^\dagger\hat{f}_1 \quad \hat{f}_1^\dagger\hat{f}_1 \quad E_1\hat{f}_1^\dagger\hat{f}_1 \right), \quad (6.5)$$

and (in the general case of N sites for completeness)

$$W_{1 < \alpha \leq N} = \begin{pmatrix} \hat{\mathbb{1}} & J\hat{f}_\alpha & J\hat{f}_\alpha^\dagger & \mathbf{0} & \mathbf{0} & \overbrace{\dots}^{2(\alpha-2)} & \hat{f}_\alpha^\dagger\hat{f}_\alpha & \hat{f}_\alpha^\dagger\hat{f}_\alpha & E_\alpha\hat{f}_\alpha^\dagger\hat{f}_\alpha \\ & & & \mathbf{0} & & & & & \hat{f}_\alpha^\dagger \\ & & & \mathbf{0} & & & & & \hat{f}_\alpha \\ & & & \hat{\mathbb{1}} & & & & & \mathbf{0} \\ & & & & \hat{\mathbb{1}} & & & & \mathbf{0} \\ & & & & & \ddots & & & \vdots \\ & & & & & & \mathbf{0} & \mathbf{0} & \mathbf{0} \\ & & & & & & & & \hat{\mathbb{1}} \end{pmatrix} \quad (6.6)$$

with $J \rightarrow 0$ for the last system tensor, and empty elements corresponding to zeros. The first chain on-site tensor has a similar structure, but with a constant bond dimension $D = 2(N + 2)$ for each mode, and a physical dimension $d < \infty$

$$W_{0 \leq n \leq N_m-1} = \begin{pmatrix} \hat{\mathbb{1}} & t_n\hat{c}_n^\dagger & t_n\hat{c}_n & \mathbf{0} & \mathbf{0} & \dots & \mathbf{0} & \omega_n\hat{c}_n^\dagger\hat{c}_n \\ & & & \mathbf{0} & & & & \hat{c}_n \\ & & & \mathbf{0} & & & & \hat{c}_n^\dagger \\ & & & \hat{\mathbb{1}} & & & & \gamma_n^1\hat{c}_n \\ & & & & \hat{\mathbb{1}} & & & \gamma_n^{1*}\hat{c}_n^\dagger \\ & & & & & \ddots & & \vdots \\ & & & & & & \hat{\mathbb{1}} & \gamma_n^{N*}\hat{c}_n^\dagger \\ & & & & & & & \hat{\mathbb{1}} \end{pmatrix}, \quad (6.7)$$

with $t_{N_m-1} = 0$. The second chain tensors are identical with \hat{d}_n and $\gamma_n(r)\hat{d}_n^\dagger$ instead of \hat{c}_n and $\gamma_n(r)\hat{c}_n$. The last tensor is

$$W_{-(N_m-1)} = \begin{pmatrix} \omega_{N_m-1}\hat{d}_{N_m-1}^\dagger\hat{d}_{N_m-1} \\ \hat{d}_{N_m-1} \\ \hat{d}_{N_m-1}^\dagger \\ \gamma_{N_m-1}^*\hat{d}_{N_m-1}^\dagger \\ \gamma_{N_m-1}^{1*}\hat{d}_{N_m-1} \\ \vdots \\ \gamma_{N_m-1}^{N*}\hat{d}_{N_m-1} \\ \hat{\mathbb{1}} \end{pmatrix}. \quad (6.8)$$

One might notice that the chains sites tensors have a bond dimension D that is fixed by the number of sites in the system N . This means that

having a large environment only increases the number of individual tensors one needs but not their size. We would like to stress that this result is central for the tractability of this approach. We have introduced identity operators on the diagonals of the A_k blocks to carry out along the chain the long range coupling coefficients such that they are associated with the corresponding system site operator $\hat{f}_\alpha^\dagger \hat{f}_\alpha$. Hence, they allow a local representation of the Hamiltonian as a MPO even though the interactions are long range across the chains.

To illustrate how the Hamiltonian is recovered from these tensors, we perform the calculation in the case where there is only one site in the system and two modes on a unique chain. In that case there are only three tensors:

$$W_1 = \left(\hat{\mathbb{1}} \quad \hat{f}_1^\dagger \hat{f}_1 \quad \hat{f}_1^\dagger \hat{f}_1 \quad E_1 \hat{f}_1^\dagger \hat{f}_1 \right), \quad (6.9)$$

$$W_2 = \begin{pmatrix} \hat{\mathbb{1}} & t_1 \hat{c}_1^\dagger & t_1 \hat{c}_1 & 0 & 0 & \omega_1 \hat{c}_1^\dagger \hat{c}_1 \\ 0 & 0 & 0 & \hat{\mathbb{1}} & 0 & \gamma_1^1 \hat{c}_1 \\ 0 & 0 & 0 & 0 & \hat{\mathbb{1}} & \gamma_1^{1*} \hat{c}_1^\dagger \\ 0 & 0 & 0 & 0 & 0 & \hat{\mathbb{1}} \end{pmatrix}, \quad (6.10)$$

$$W_3 = \begin{pmatrix} \omega_2 \hat{c}_2^\dagger \hat{c}_2 \\ \hat{c}_2 \\ \hat{c}_2^\dagger \\ \gamma_2^1 \hat{c}_2 \\ \gamma_2^{1*} \hat{c}_2^\dagger \\ \hat{\mathbb{1}} \end{pmatrix}. \quad (6.11)$$

The contraction of W_2 and W_3 gives a 5×1 tensor – the same shape as W_3 and the transpose of the shape of W_1

$$W_2 \cdot W_3 = \begin{pmatrix} \omega_2 \hat{c}_2^\dagger \hat{c}_2 + t_1 (\hat{c}_1^\dagger \hat{c}_2 + \hat{c}_1 \hat{c}_2^\dagger) + \omega_1 \hat{c}_1^\dagger \hat{c}_1 \\ \gamma_2^1 \hat{c}_2 + \gamma_1^1 \hat{c}_1 \\ \gamma_2^{1*} \hat{c}_2^\dagger + \gamma_1^{1*} \hat{c}_1^\dagger \\ \hat{\mathbb{1}} \end{pmatrix}. \quad (6.12)$$

The γ_2^1 and γ_2^{1*} couplings have been ‘captured’ by the identity operators and added to the γ_1^1 and γ_1^{1*} terms. Further contraction with W_1 gives a ‘scalar’ corresponding to the example Hamiltonian

$$\begin{aligned} W_1 \cdot W_2 \cdot W_3 &= \omega_2 \hat{c}_2^\dagger \hat{c}_2 + t_1 (\hat{c}_1^\dagger \hat{c}_2 + \hat{c}_1 \hat{c}_2^\dagger) + \omega_1 \hat{c}_1^\dagger \hat{c}_1 \\ &\quad + \gamma_2^1 \hat{f}_1^\dagger \hat{f}_1 \hat{c}_2 + \gamma_1^1 \hat{f}_1^\dagger \hat{f}_1 \hat{c}_1 + \gamma_2^1 \hat{f}_1^\dagger \hat{f}_1 \hat{c}_2 \\ &\quad + \gamma_1^{1*} \hat{f}_1^\dagger \hat{f}_1 \hat{c}_1^\dagger + \gamma_2^{1*} \hat{f}_1^\dagger \hat{f}_1 \hat{c}_2^\dagger \\ &\quad + E_1 \hat{f}_1^\dagger \hat{f}_1 \end{aligned} \quad (6.13)$$

$$W_1 \cdot W_2 \cdot W_3 = \hat{H}. \quad (6.14)$$

Long- and short-distance limits

Because of the dependence of the system-bath coupling strengths on the spatial configuration of the system, the system-chain couplings are long-ranged; thus the system can create excitations on different regions

of the chain. We consider an Ohmic SD as presented in chapter 4. As we have seen in Fig. 4.7, the amplitude of the coupling before the peak decreases with the position of the peak. Said differently, the larger distance between the two sites, the less the second site interacts with the beginning of the chain. Thus, we can expect that for infinite separation when $R \rightarrow \infty$ this system will solely interact with the first mode of each chain, and hence behave like a SBM. The Hamiltonian in Eq. (6.2) can be mapped onto the SBM Hamiltonian in Eq. (5.1) with $\epsilon = 0$, $\Delta = 2J$, and $\hat{f}_\alpha^\dagger \hat{f}_\alpha = (\hat{\sigma}_z + \hat{1})/2$, for large R . Figure 6.3 shows the comparison between the SBM and the infinite separation case. As expected, in this limit we recover the well-studied SBM. Looking at

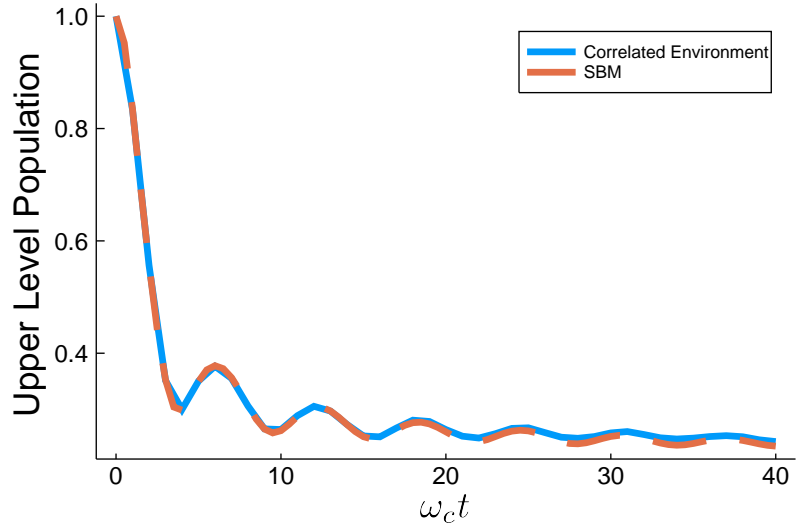


Figure 6.3: Dynamics of the up-state $|\uparrow_z\rangle$ of a Spin Boson Model (SBM) compared with the dynamics of the upper eigenstate of the Correlated Environment model for corresponding parameters ($c = 1$, $J = 0.25\omega_c$ and $\alpha = 0.2$) with a large separation $k_c R = 200$ between the two sites of the system. The two dynamics are the same.

the opposite limit, when the separation between the two system sites vanishes, Eq. (6.2) tells us that the system completely decouples from the environment because in the single excitation subspace $\sum_\alpha \hat{f}_\alpha^\dagger \hat{f}_\alpha = \hat{1}$.

Mapping to SBM for $N = 2$

The $N = 2$ case is a specific case where, because of the symmetry around the midpoint between the two sites, the problem presented here can be written in the form of a SBM with an effective spectral density that depends explicitly on the sites separation. Consider the interaction Hamiltonian \hat{H}_{int} in Eq. (6.2) in the case of a two-site system with intersite distance R , we have

$$\hat{H}_{\text{int}} = \sum_{\alpha=1}^2 \hat{f}_\alpha^\dagger \hat{f}_\alpha \int_{-k_c}^{+k_c} (g_k^\alpha \hat{a}_k + g_k^{\alpha*} \hat{a}_k^\dagger) dk \quad (6.15)$$

$$= \sum_{\alpha=1}^2 \hat{f}_\alpha^\dagger \hat{f}_\alpha \int_0^{+k_c} \left(g_k^\alpha (\hat{a}_k + \hat{a}_{-k}^\dagger) + g_k^{\alpha*} (\hat{a}_k^\dagger + \hat{a}_{-k}) \right) dk. \quad (6.16)$$

We can introduce a new set of vibrational modes, the symmetric mode \hat{c}_k and the antisymmetric mode \hat{d}_k

$$\hat{c}_k = \frac{\hat{a}_k + \hat{a}_{-k}}{\sqrt{2}}, \quad (6.17)$$

$$\hat{d}_k = \frac{\hat{a}_k - \hat{a}_{-k}}{\sqrt{2}}. \quad (6.18)$$

Hence, the interaction Hamiltonian becomes

$$\begin{aligned} \hat{H}_{\text{int}} = \sum_{\alpha=1}^2 \hat{f}_{\alpha}^{\dagger} \hat{f}_{\alpha} \int_0^{+k_c} & \left[g_k^{\alpha} \sqrt{2} (\hat{c}_k + \hat{c}_k^{\dagger}) + g_k^{\alpha*} \sqrt{2} (\hat{c}_k + \hat{c}_k^{\dagger}) \right. \\ & \left. + g_k^{\alpha} \sqrt{2} (\hat{d}_k - \hat{d}_k^{\dagger}) - g_k^{\alpha*} \sqrt{2} (\hat{d}_k - \hat{d}_k^{\dagger}) \right] dk \end{aligned} \quad (6.19)$$

We choose the origin of position at the midpoint between the two sites so that (in the single excitation subspace)

$$\begin{aligned} \hat{H}_{\text{int}} = & (\hat{f}_1^{\dagger} \hat{f}_1 + \hat{f}_2^{\dagger} \hat{f}_2) \int_0^{+k_c} 2\sqrt{2} g_k \cos\left(\frac{kR}{2}\right) (\hat{c}_k + \hat{c}_k^{\dagger}) dk \\ & + (\hat{f}_1^{\dagger} \hat{f}_1 - \hat{f}_2^{\dagger} \hat{f}_2) \int_0^{+k_c} 2\sqrt{2} i g_k \sin\left(\frac{kR}{2}\right) (\hat{d}_k^{\dagger} - \hat{d}_k) dk \end{aligned} \quad (6.20)$$

$$\hat{H}_{\text{int}} = \hat{1}_S \text{const} + \hat{\sigma}_z \int_0^{+k_c} 2\sqrt{2} i g_k \sin\left(\frac{kR}{2}\right) (\hat{d}_k^{\dagger} - \hat{d}_k) dk \quad (6.21)$$

Therefore the system only couples to the antisymmetric vibration modes and thus corresponds to a SBM with an effective spectral density $J_{\text{eff}}(k) = 8|g_k|^2 \sin^2\left(\frac{kR}{2}\right)$. However for larger values of N it is no longer possible to map the system to a SBM. This is similar to the spin-mapping presented in [46].

Now, we study the system and bath dynamics for intermediate values of the separation between the two sites. In this distance range we expect that the new phenomenology of non-Markovian effects associated with spatial correlations between the system and the environment will be manifest.

6.2 Non-Markovian recurrences and information backflow

Zero temperature

At zero temperature, the dynamics of the two-level system in a bosonic environment is well known and described by the SBM [35]. In the system's eigen-basis, the population of the upper state (high energy state) should spontaneously decay to the lower state on a time-scale given by the intensity of the coupling between the system and the bath (as illustrated in Fig. 6.3). The right panel of Figure 6.4 shows the evolution of the eigen-populations with an initial state of the system being the upper eigenstate. We clearly see that the upper level population

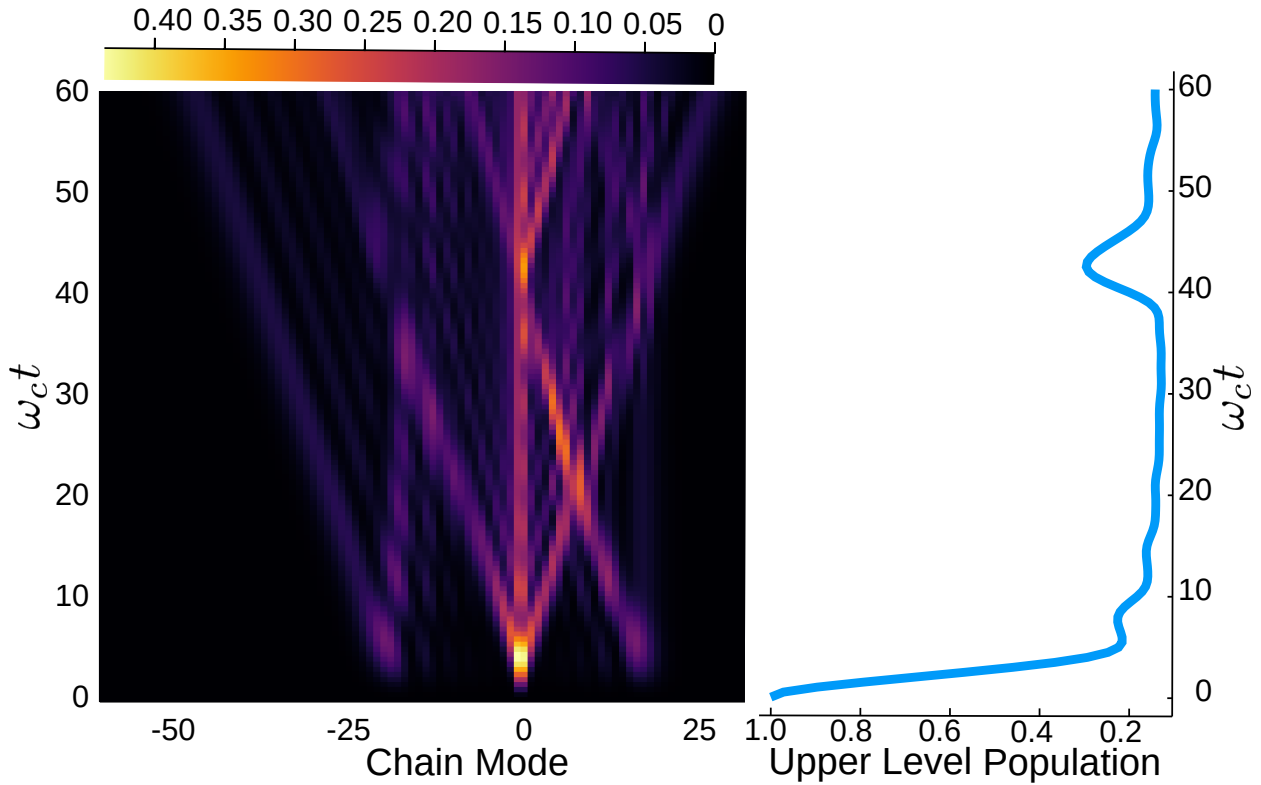


Figure 6.4: System and bath dynamics. (Left) A heatmap of the chain occupation in time showing the propagation of bath excitations along the chains. (Right) Upper eigenstate population. An eigenstate revival and a site localisation are associated with a chain excitation reaching the beginning of the chain. The separation between the two sites is $k_c R = 40$, their coupling is $J = 0.25\omega_c$, the speed of sound is $c = 1$, $\alpha = 0.12$ and $k_c = 1$.

decays as expected until $t \approx R/c$ when a revival happens. This revival corresponds to an increased localisation of the excitation on the second site of the system after following an evolution in a spatial superposition. With the same conditions, the SBM exhibits the same dynamics except for the revival. The study of the bath in the chain representation allows us to have a spatial interpretation of the interaction between the system and its environment as the maximum coupling between a system's site and the chain is localised around $n = k_c R/2$. The left part of Fig. 6.4 shows a heatmap of the occupation of the modes of the chains as a function of time. The positive and negative chain modes each correspond to one of the two chains necessary to take into account propagating and counter-propagating k -modes. The corresponding initial system state is an excitation delocalised on the two sites with a separation $k_c R = 40$.

We can see that the chain modes around $n = \pm k_c R/2 = \pm 20$ get populated first and that the corresponding bath's excitations then propagate on the chains. At $\omega_c t \approx 20$ an excitation propagating from the mode $n = 0$, coupled mostly to the first site, and an excitation propagating from the mode $n = 20$ constructively interfere around $n = 10$. The former continues to propagate on the chain and traces a ray in the diagram. The latter reaches $n = 0$ at $\omega_c t \approx 40$ and is reflected. We can see from this diagram that revivals happen when the excitation emitted along the chain by one site reaches the part of the chain interacting with the other site. We thus have a feedback effect of the environment on the system. This transfer of bath's excitations from one site to the

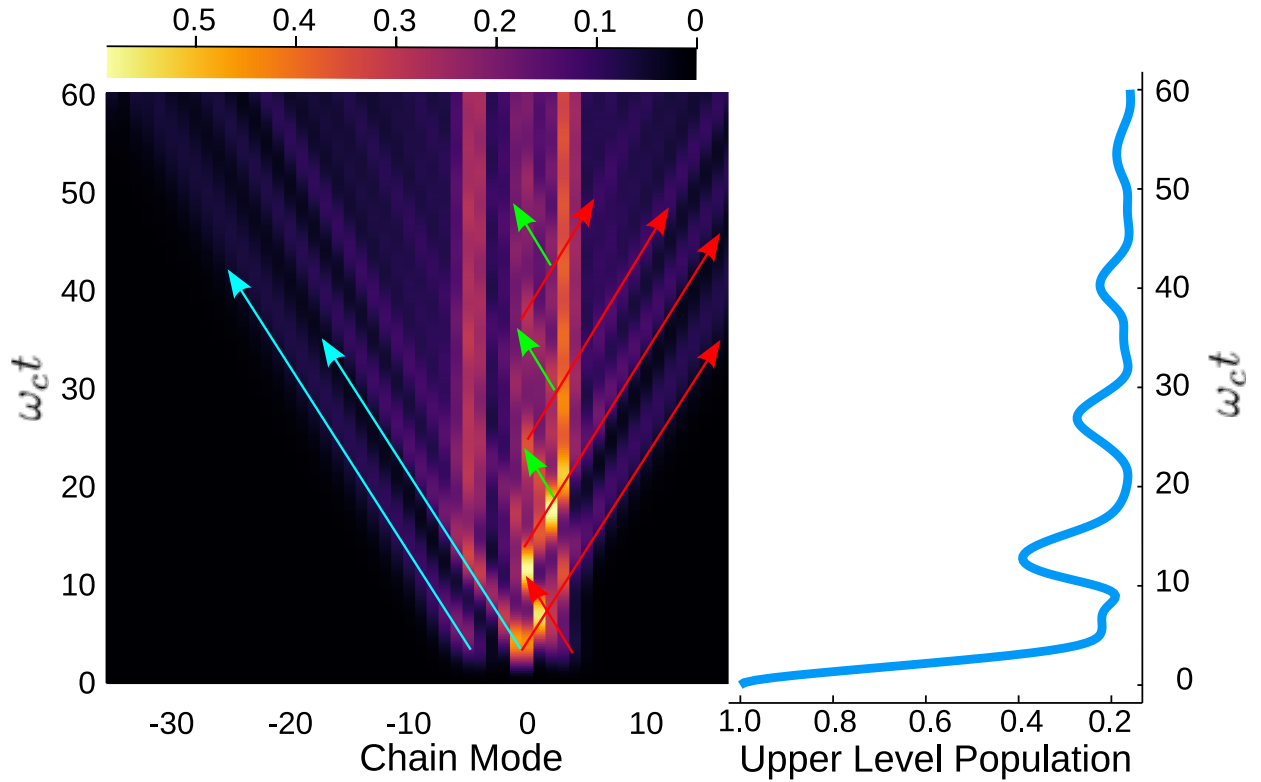


Figure 6.5: (Left) A heatmap of the chain occupation in time showing the propagation of bath excitations along the chains. Arrows have been added to represent the trajectories of chains' excitations. (Right) System eigenstate population for an initial state in the upper eigenstate). The separation between the two sites is $k_c R = 20$, their coupling is $J = 0.25\omega_c$, the speed of sound is $c = 2$ and $\alpha = 0.12$. We can definitely see a revival of population at a time consistent with the amount of time needed for a bosonic excitation to travel into the bath from one system's site to the other.

other is a direct manifestation of the information backflow we mentioned in chapter 2 as a source of non-Markovian effects.

The dynamics of the chain with negative modes is not the reflection of the dynamics of the chain with positive modes. Indeed the negative chain modes correspond to the propagating k -modes, hence the excitations created by the second site move away from the origin of the chain (which is coupled to the first site). On the contrary, bath's excitations created by the second site on the positive modes chain correspond to the counter-propagating k -modes and move toward the origin of the chain. On both chains the excitations created by the first system site propagate toward the end of the chain as they move away in real space from the first site. This explains the apparent 'asymmetry' between the two chains.

The dynamics of the system, all other parameters being the same, only depends on the ratio R/c . This is also true for the chain dynamics, for example the $(R = 40, c = 1)$ and $(R = 20, c = 0.5)$ cases have the same heatmaps. This was expected as the system's sites couple in both cases to the same parts of the chain and the bath's excitations travel on the chain at the same speed. Increasing the propagation speed of the bath excitations we can generate several revivals with something like an echo between the two sites, as shown in Fig. 6.5 where revivals with decreasing amplitudes can be observed with a periodicity of R/c . All the parameters are the same as in Fig. 6.4 except the speed of the bath's excitations that has been doubled. The left panel of Fig. 6.5

shows the heatmap of the chains for the same parameters as Fig. 6.4 except the speed of bosonic excitation c which is doubled. We note that even though c is doubled, the speed of the excitation on the chain remains the same as the rays in both figures 6.4 and 6.5 travel the same distance along the chain in the same time. We recall the result presented in chapter 4, that the propagation speed on the chain is independent of the coupling strength α or the bosonic excitation speed c . The propagation speed on the chain depends on the asymptotic hopping energy between the modes of the chain which depends on the cut-off frequency ω_c of the spectral density which is here held constant [23]. However, for a fixed separation R , for $c = 2$ the modes for which the coupling between the chain and the second system site is maximal are twice as close to the origin as the ones for $c = 1$. Hence, for a given distance R , it takes half the time for an excitation to travel from the second to the first system site for $c = 2$ than for $c = 1$. The four revivals of eigen-population that we see in Fig. 6.5 correspond to the four rays on the positive chain that come from internal reflections of the initial chain excitation highlighted with arrows. These rays correspond to transmitted parts of bath's excitations bouncing back and forth between the two system sites.

To see the influence of the coupling strength α between the system and the bath, we varied it while keeping a fixed separation R between the system's sites and a fixed speed of phonons c . These results are presented in Fig. 6.6 where we can see that increasing the coupling strength sharpens the revivals and brings their peaks closer to $\omega_c t \approx k_c R$. The amplitude of the revivals decrease with the increase of the upper level population prior to the revival.

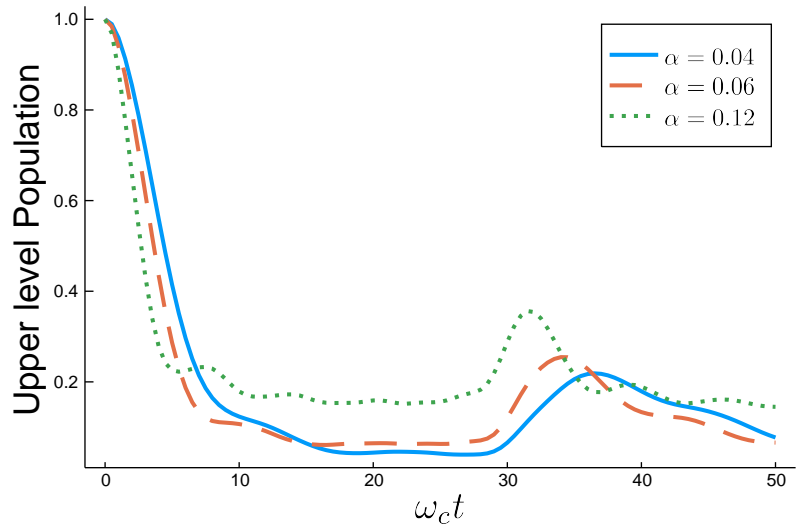


Figure 6.6: Comparison of the dynamics of the upper eigenstate at zero temperature for different values of the coupling to the bath α . As the coupling increases, the revivals become sharper. The other parameters are held constant at $k_c R = 30$, $c = 1$ and $J = 0.25\omega_c$.

Figure 6.7 shows the coherence in the site basis in the case described by Fig. 6.4 where the initial state of the system is the upper eigenstate. For a degenerate two-level system, the coherences are proportional to the upper eigenstate population. This means that the revivals coincide with a decrease of coherences in absolute value. A decrease of coherences is hence associated with re-localisation.

Another way to show that this revival of eigen-population (re-localisation)

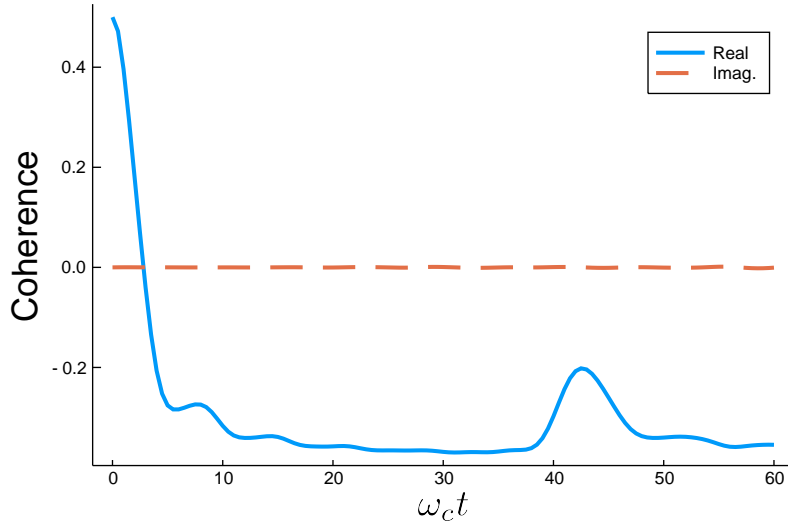


Figure 6.7: Real and imaginary part of the coherence between the two system sites. The real part is proportional to the upper eigenstate population, hence the revival coincides with a sudden loss of coherence.

is an incoherent mechanism is to look at the evolution of the purity $\lambda = \text{tr}[\rho_S^2]$ of the system state. The purity measures how close state is to a pure state: For $\lambda = 1$, the state is a pure state and for $\lambda = 0.5$ the state of a two level system is a maximal statistical mixture. Figure 6.8 presents the evolution of the purity, and clearly shows that revivals are associated with an increase of mixedness of the system's state.

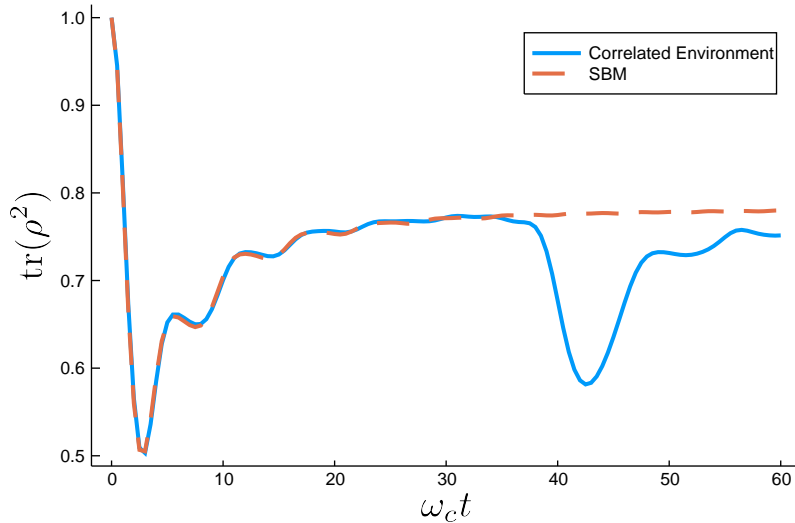


Figure 6.8: Purity $\text{tr}[\rho_S^2]$ of the system. The revival corresponds to a loss of purity.

Hence the mechanism behind the revivals can be seen as a partial measurement by the environment on the system's sites that, as a consequence, re-localizes the system's excitation. As the purity is a first order approximation of (one minus) the von Neumann entropy, the decreasing purity at the time of a revival can be seen as an increasing entanglement between the system and its environment. This analysis is consistent with what has been previously said and can be further understood by considering the chain sites that couple the most to the system sites as fragments of the environment that can inform us about the system populations [95]. Indeed, knowing when the chain modes around $n = 20$, in the case where $k_c R = 40$ and $c = 1$, have a gain in population enables us to affirm that there will be a revival at this same

time.

Finite temperature

Using the method presented in chapter 4, we also investigated the finite temperature dynamics of the system. For a large range of values of β , the system's dynamics stay qualitatively the same except that the steady state population is increased because of thermal fluctuations, as we can see for $\omega_c\beta = 5$ in Fig. 6.9. The peak of the coupling is

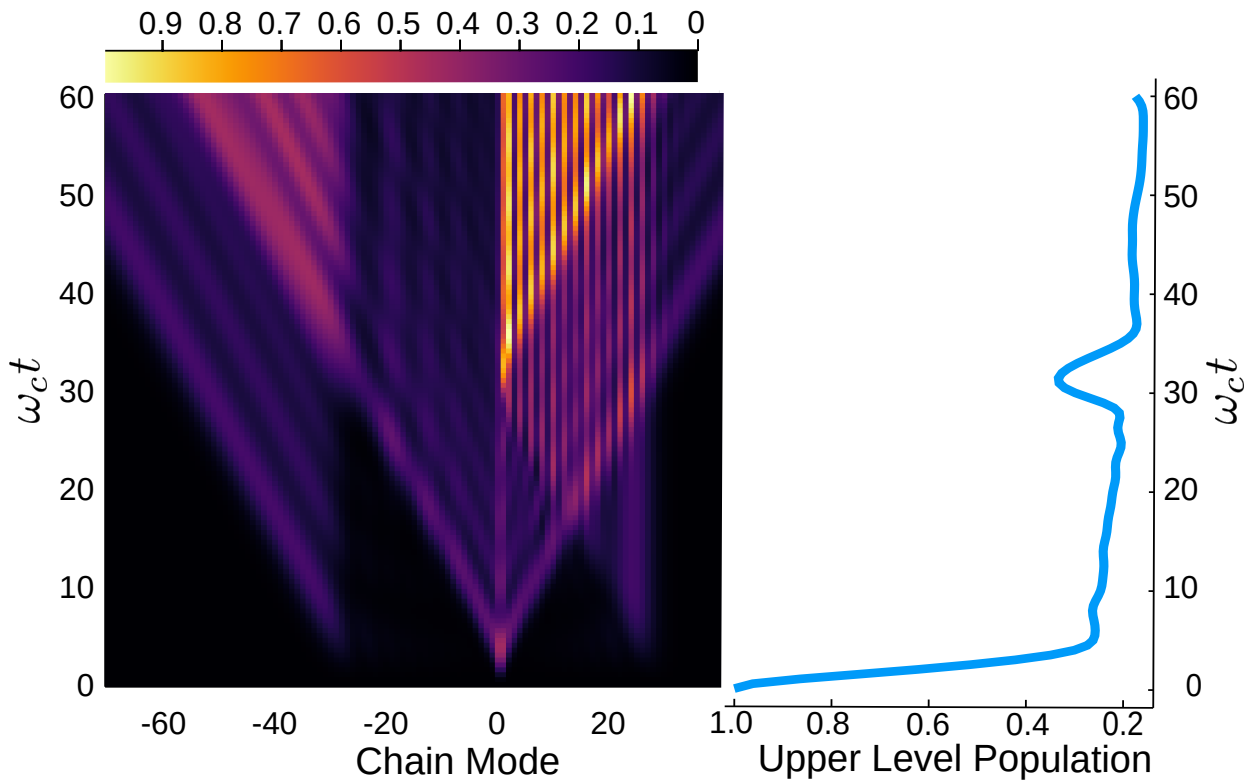


Figure 6.9: (Left) A heatmap of the chain occupation in time showing the propagation of bath excitations along the chains. (Right) Upper eigenstate population. The separation between the two sites is $k_c R = 30$, the speed of sound is $c = 1$, the inverse temperature $\omega_c\beta = 5$ and $\alpha = 0.12$.

at $n = R/c$ and not $R/2c$ as in the zero temperature case, but the propagation speed along the chain is doubled because the support of the extended spectral density is twice as large as the support of the zero-temperature spectral density [78]. The left part of Fig. 6.9 shows the time-frequency diagram for finite temperature for the inverse temperature $\omega_c\beta = 5$ and a separation $k_c R = 30$. For this intermediate temperature, the chain excitation propagate ballistically in way similar to the zero temperature case, except that modes are more populated thanks to thermal fluctuations. Wave-packets emitted from the origin of the chain and the part coupled to the second site interfere when they meet. Hence, we see interference fringes appear when excitations with different phases come together. As in the finite temperature case, when excitations reach the origin of the chain they give rise to a revival of the eigenstate population.

Figure 6.10 shows the upper eigenstate population for increasing values of the temperature. The revivals are still present for moderate temperatures such as $\omega_c\beta = 5$ but they become barely noticeable for high-temperature, as we can also see in Fig. 6.11. Between $\omega_c\beta = 5$ and $\omega_c\beta = 1$ the dynamics of the chains' modes are the same but the populations are increased by a factor ~ 5 . This increased population is a direct consequence of the thermal population. We can see, in Fig. 6.10, that the amplitude of the revival seems to be related to the depth of the plateau reached before $\omega_c t \approx k_c R$. Hence, as the eigen population in this region gets closer to a half, the revival is suppressed.

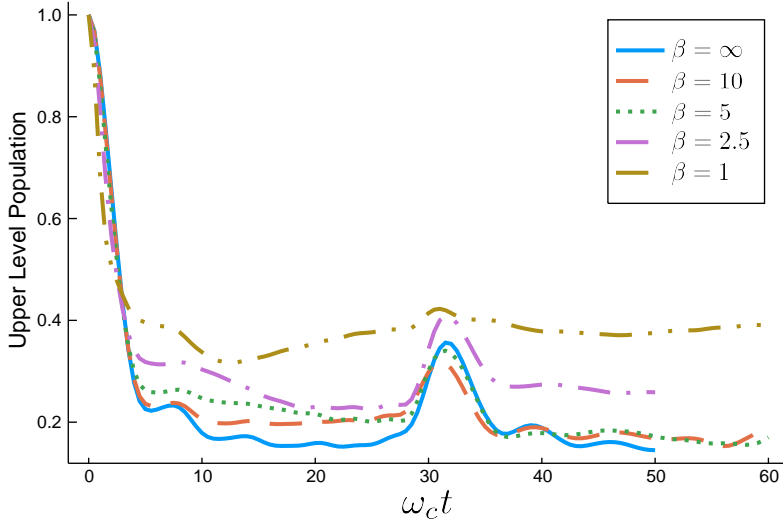


Figure 6.10: Upper eigenstate populations for $k_c R = 30$, $c = 1$, $J = 0.25\omega_c$ and $\alpha = 0.12$ for several values of the inverse temperature β .

For higher temperature, as in Fig. 6.11, the behaviour of the chain is akin to the one we could see for a SBM with a Ohmic spectral density [96] but duplicated on the chain. As they propagate on the chain, excitations leave a trail of populated modes behind them that correspond to the cones we can see on the figure.

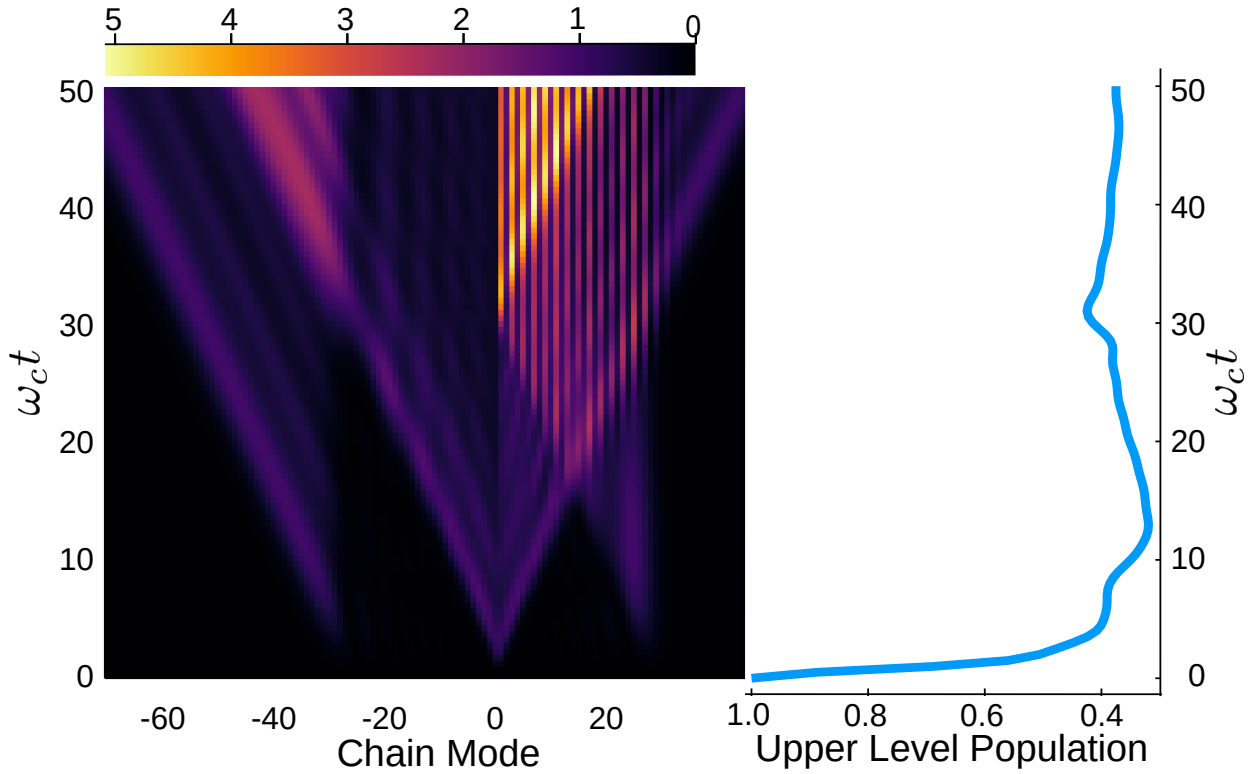


Figure 6.11: (Left) A heatmap of the chain occupation in time showing the propagation of bath excitations along the chains. (Right) Upper eigenstate population. For high-temperature the revival is less pronounced. The separation between the two sites is $k_c R = 30$, the speed of sound is $c = 1$, the inverse temperature $\omega_c \beta = 1$ and $\alpha = 0.12$.

6.3 Discussion

Motivated by the ability of biological nanostructures to coordinate (opto)electronic processes through the relaying of environmental (structural) ‘signal’ motions, we have presented a numerically exact exploration of a model that can describe these highly non-Markovian effects. To do so, we have used the extension of the standard T-TEDOPA techniques presented in previous chapters, in the 1TDVP formulation, to treat the long-range chain couplings that encode information about spatial correlations. In doing so, we have proved that for system-bath problems with spatially correlated interactions, the Hamiltonian matrix product operator will always have a bond dimension proportional to the number of system states, regardless of the range of the interactions. Provided that – as in most models of open systems – the environment is non-interacting, this allows tensor network to be a computationally powerful method for exploring multisite dynamics where non-Markovian environmental feedback could lead to functionally relevant non-equilibrium states and/or transient effects that could materially alter the outcome of a process, if a certain set of events precede it. As our first exploration of this aspect of highly structured nanoscale dissipation, we have shown, with a model composed of two sites, that one of the simplest conceptual forms of correlated environments (plane waves in 1D) supports strong spatio-temporal feedback effects that introduce new timescales into the dissipative dynamics and show clear signs of having stored information about the early time motion,

i.e. after sharp decays, we find sharp revivals. Moreover, we have also found that periodic behaviour with $T = R/c$ can also be obtained in which each revival acts as a generator of subsequent revivals, leading to periodic – but highly anharmonic – energy exchange between the system states. Finally, we have shown that finite temperatures tend to broaden and suppress these revival effects, although they visibly persist for temperatures up to the system energy gap. These results encouragingly point to the idea that suitably tailored environments could be coupled to electronic processes in order to produce well-defined functional effects at later times and in distant places in the structure.

In the next chapter, building up on our newly acquired knowledge of non-Markovian signalling we will study how quantum systems can be dissipatively controlled and we will discuss how this problem relates to allosteric regulation in proteins.

7

Dissipation in multi-component Nanodevices

Qui cherche trouve toujours. Il ne trouve pas nécessairement ce qu'il cherche, moins encore ce qu'il faut trouver. Mais il trouve quelque chose de nouveau à rapporter à la chose qu'il connaît déjà.

Jacques RANCIÈRE,
Le Maître ignorant

Using the insights on environmental signalling gained in Chapter 6, we now focus on the investigation of the consequences of environmental signalling in dissipative quantum systems. This issue arises from the remarkable advances made in the last decades in the stabilisation and exploitation of quantum effects in man-made nanostructures. This progress opens the possibility for an ever-growing array of technological applications which extract functional advantages from non-classical properties such as coherence and entanglement [97–102] and would constitute the so-called *second quantum revolution* [16, 28]. However, such quantum properties – particularly when distributed over multiple components/qubits – remain inherently fragile and are easily destroyed by the unavoidable interactions of the functional system states with the macroscopically large number of degrees of freedom that comprise their electromagnetic, electronic, or vibrational environments (as explained in Chapter 2). The theory, simulation and understanding of such open quantum systems is thus central for the development of quantum technologies and, as we shall expose here, could even provide the insights necessary to turn system-environment interactions from a problem into a potent *resource*. Most of the results presented in this chapter have been made public in Ref. [2].

While a number of strategies have been devised to mitigate the deleterious actions of environmental phenomena, such as relaxation and decoherence, the most common practical approach is to try to insulate the working quantum systems from environmental fluctuations, e.g. by working at low temperatures, or using nanostructuring to suppress the relevant spectrum of environmental excitations and noise [103]. On the other hand, emerging theoretical interest in quantum devices for harvesting and transforming energy has pointed to a number of ways in which dissipative and noisy processes could actually *enhance* the efficiency of energy transfer and transduction tasks, compared to purely

7.1 Quantum switch	94
Displaced bath in the chain representation	96
7.2 Reorganisation dynamics	97
7.3 Remote transient activation	100
Sign of the interaction Hamiltonian	101
7.4 Remote permanent activation	102
7.5 Energy landscape texture	104
7.6 Analogies with allosteric regulation	105
7.7 Discussion	107
7.A Definition of the reorganisation energy with a toy example	108

classical or fully coherent operations. Exploiting these effects requires an optimal, and not necessarily weak, coupling between systems and environments. Notable examples of such environment-assisted phenomena include exciton and charge transfer in photosynthesis, photovoltaics and batteries [104–108], state control and energy transport in qubit networks [109–111], and the operations of ‘machines’ in quantum thermodynamics [112, 113]. Indeed, there have even been proposals to use dissipative processes to implement universal quantum computation and information processing in nanoengineered environments [65, 114]. This nascent appreciation that environments and their (non-Markovian) dynamics could be active and potentially programmable components of future quantum devices raises exciting possibilities that could be accessible with current nanofabrication techniques and experimental probes [115–119].

Here we address a relatively unexplored aspect of environment-assisted phenomena that is of relevance for all of the examples and topics given above. Most theoretical descriptions of interacting arrays of open quantum systems use models in which each component (qubits, chromophores, quantum dots, etc.) interact with ‘local’, independent environments, i.e. while the components may interact with each other, their dissipative environments do not. Energy and/or information dissipated into these local environments is forever lost to the global multi-component system. However, as the density of components increases – as required for more sophisticated quantum devices – the independence of these local environments becomes harder to justify [120]: propagating perturbations (excitations) of their common medium at one location become able to affect the dynamics of spatially remote systems, and maybe even do so on timescales that could be comparable to the intrinsic inter-system dynamics (see Fig. 7.1(a)). Indeed, the possibility of this type of dynamics has been made clear by the results of the previous chapter. Moreover, due to the retarded nature of these environmental signals, the subsequent dynamics of each component depends on the whole history of previous system-environment interactions of *every* component. The resulting complex, multi-scale decoherence phenomena present a new challenge for controlling or mitigating the effects of quantum noise, however such spatiotemporal effects may also present a mechanism for collective, co-operative and non-linear feedforward/feedback responses to external perturbations, and this emerging paradigm is the focus of this chapter.

The dynamics of such concerted, history dependent actions in an extended system under dissipation, are manifestly non-Markovian [122, 123], implying that they are also non-perturbative and can only be simulated with state-of-the-art numerical techniques such as the one we have been developing in this thesis. Despite this challenge, the need to explore such transient out-of-equilibrium phenomena is highlighted by physical examples in which environment (structure)-mediated communication and feedback are thought to play a key role, such as the coordination of multiscale, multielectron processes across photosynthetic proteins, electron transfer in metabolism and multistage catalysis [92, 124–127]. For example, in the case of reaction centre proteins

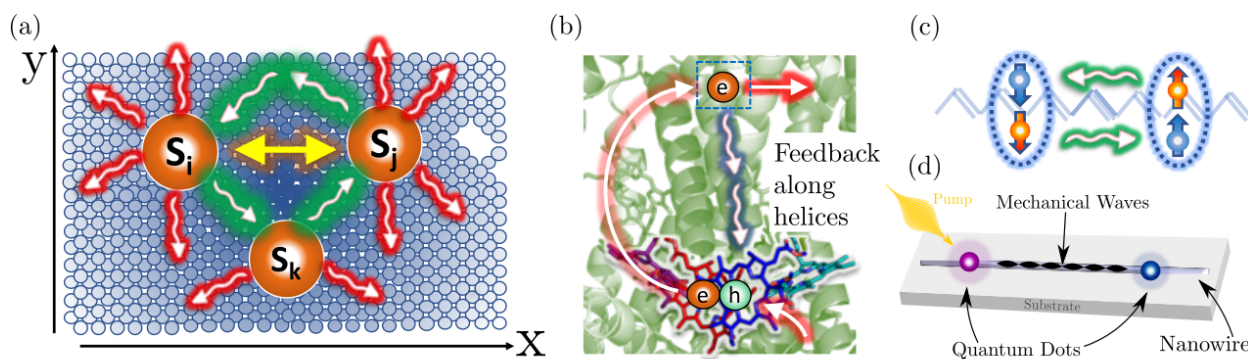


Figure 7.1: (a) Spatially distributed systems dissipate energy into their environment and/or cause local deformations that typically propagate and are lost in the bulk medium (red arrows). When systems are packed into nanoscale regions, a significant fraction of environmental excitations will encounter neighbouring systems and influence their dynamics (green arrows), even if the systems are uncoupled (yellow arrow indicates coherent coupling). These interactions are retarded, i.e. depend on the speed of signal propagation and the separation of the systems, providing new time and length scales to their now cooperative dissipative dynamics. Examples in 1D: (b) in photosynthetic reaction centres, pigments are held by a protein scaffold that can dissipatively mediate vibrations and structural reorganisation to coordinate exciton (eh pair) splitting, electron transfer and hole refilling in different locations (separated by 4 – 5 nm) on timescales from the fs to the μ s [92]. (c) Spin-entangled triplet-pairs generated by intramolecular singlet fission interact strongly through the vibrational wave packets of the molecular backbone structure, as in polydiacetylene [121]. (d) A pair of uncoupled quantum dots (QDs) are encapsulated in a nanowire. Exciting one of them thus excites the mechanical modes of the wire. These distortions propagate and could interact with the other QD.

(Fig. 7.1(b)), the existence of extended 1D structural elements (alpha helices) couples charge-induced mechanical/vibrational relaxation at the two functional (donor/acceptor) sites of the system, so that the presence or absence of a charge at a site can modify the activity of the other on relevant timescales [92].

Indeed, it is to be expected that environment-mediated phenomena will be strongly enhanced in low dimensional systems, and especially in 1D, as propagating environmental excitations will necessarily encounter the other working components. Other, somewhat arbitrarily chosen, real-world 1D systems where strong environmental signalling effects could be expected include entangled triplet exciton dynamics in pi-conjugated polymers and coupled quantum dot emitters grown in nanowires, as shown in Fig. 7.1(c)&(d) [121, 128]. In general, but particularly in molecular matter, injecting ‘system’ excitations causes the local structure to relax to a new equilibrium position, and in doing so key system properties such as energy gaps or couplings to other systems can be strongly modified in the new conformation [39, 40]. As the establishment of this new global conformation must proceed through the propagation of local reorganisation dynamics, dramatic changes at distal locations can be effected at later times [41]. Such a propagating reorganisation could be leveraged to act as a perturbation, a ‘signal’, used to modify the state of a system after a given event has happened, and/or provide the energy to push remote systems out of equilibrium. Alternatively, the same signal could be used, not to control a quantum system, but as a non-destructive sensor of the transitions happening in a system.

To investigate such possibilities, we introduce a fully quantum mechanical model that describes how the sudden excitation of a TLS in a bosonic environment can induce spatiotemporal reorganisation dynamics capable of *reversibly* triggering and controlling the quantum

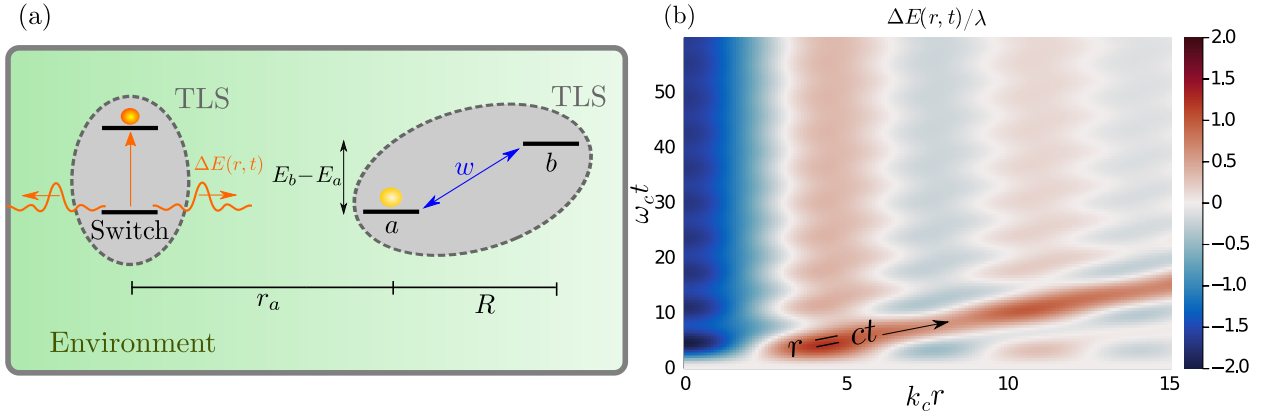


Figure 7.2: (a) Representation of the system. A TLS made of sites a and b , whose energy difference is $E_b - E_a$, is interacting with the same bosonic environment as the so called “switch” site excited at $t = 0$. This excitation will transiently perturb the environment which will influence the energy levels of the two sites. (b) Heatmap of the energy shift $\Delta E(r, t)$ for an Ohmic spectral density with a hard cutoff induced by an excitation at $r = 0$ with λ the bath reorganisation energy, $c = 1$ and $k_c = 1$. The energy shift is composed of a static stabilising contribution centred on the excitation and two destabilising contributions (only $r > 0$ shown), whose amplitudes are half the size, propagating away from the excitation at the speed of sound c .

dynamics of a second TLS not directly coupled to the first. Exploiting the numerically exact tensor networks methods that we developed in the previous chapters, we demonstrate that the energy of propagating environmental signals can be harvested by the second TLS to populate metastable excited states that could trigger downstream processes with timing and lifetime information that could be leveraged to match them to other processes. Strikingly, when the TLSs are placed closer to one another, analysis of the complete system-bath wave functions reveals that static, non-local reorganisation can stabilise this activated state, leading to 100% quantum yield and a lifetime that is only limited by the lifetime of the first TLS excited state. We further demonstrate that these ‘transient’ (energy harvesting) and ‘conformational’ (thermodynamic) physics are robust at finite temperatures. We suggest that the rich phenomenology of this remote control OQS model could open up new design concepts for multi-component quantum ‘machines’ and functional materials.

7.1 Quantum switch

Figure 7.2(a) shows a schematic representation of the model we shall investigate, which consists of two uncoupled and spatially separated TLSs that couple to the excitations of a common environment. Inspired by 1D mechanically deformable structures coupled to qubits or optoelectronic excitations – e.g. nanomechanical resonators [129–131], organic polymers [132] and the examples of Fig. 7.1 – our environment is taken to be a 1D *continuum* of spatially extended harmonic oscillators, as would be expected in an extended mechanical structure, and could naturally represent phononic, vibrational, photonic, or magnon baths in specific applications. For simplicity, we take these environment modes to be dispersionless 1D plane waves. The first part of the system is a single site that can be either occupied or unoccupied that we call ‘the switch’ (S). The second part of the system, composed of two

sites $a(b)$ at a distance $r_a(r_b)$ from the switch, is a TLS with an energy gap $E_b - E_a$ and coherent tunnelling coupling w . The Hamiltonian describing the system, the environment and their interaction is

$$\hat{H} = \sum_{i=a,b} E_i \hat{P}_i + w (|a\rangle \langle b| + \text{h.c.}) + \int_{\mathbb{R}} dk \hbar \omega_k \hat{a}_k^\dagger \hat{a}_k + \sum_{i=S,a,b} \varsigma_i \hat{P}_i \int_{\mathbb{R}} dk \left(g_k^i e^{ikr_i} \hat{a}_k + \text{h.c.} \right), \quad (7.1)$$

where $\varsigma_i = \pm 1$ determines the sign of the coupling, $\hat{P}_i = |i\rangle \langle i|$ projects onto the localised system state $|i\rangle$ in which site i is excited, and \hat{a}_k^\dagger is the bath creation operator for the plane-wave mode of energy $\hbar \omega_k = \hbar c|k|$ with k the wave-vector of the mode and c the speed of sound. The coupling coefficients between the site i and the mode k are $g_k^i e^{ikr_i}$. This coupling induces energy shifts of the system sites that are proportional to the linear displacement of the environmental modes. The sites a and b have the same coupling coefficients $g_k^{a/b} = g_k$ and the ratio of the switch coupling coefficients and the site coupling coefficients is $g_k^S/g_k = \sqrt{\kappa}$. The coupling coefficients define the bath spectral density $J(\omega) = \sum_k |g_k|^2 \delta(\omega - \omega_k)$, which we take to have the widely used Ohmic form $J(\omega) = 2\alpha\omega H(\omega_c - \omega)$ where α is the dimensionless strength of the system-bath coupling, $H(x)$ is the Heaviside function and $\omega_c = c|k_c|$ is the cut-off frequency corresponding to the largest wave-vector k_c of the bath. We use ω_c as our reference energy scale in all numerical calculations.

We again highlight here that we could, in general, use any spectral function with our techniques.

The initial joint state for the simulation at $T = 0$ is

$$|\psi(t = 0^+)\rangle = |1, 1, 0\rangle_S \otimes \hat{D}(\{\delta_k\}) |\{0\}\rangle_B \quad (7.2)$$

where $|1, 1, 0\rangle_S$ is the system's state with an excitation on the switch site, an excitation on site a and no excitation on site b , $|\{0\}\rangle_B$ is the vacuum state of the bath and $\hat{D}(\{\delta_k\})$ is a multi-mode displacement operator. The displacement comes from allowing the bath to reach equilibrium with the system's state $|0, 1, 0\rangle_S$ where there are no excitations on the switch site and an excitation on site a which is positively coupled to the environment ($\varsigma_a = 1$). The relaxed initial state of the environment is a coherent state where each mode k has been displaced by an amount δ_k . Then, at $t = 0^+$, the switch site is excited.

The description of non-vacuum environmental states in the fictitious extended environment used in T-TEDOPA is currently an open problem. Hence at finite temperature the initial system state is unchanged but the environment is described by an undisplaced Gibbs state at inverse temperature $\beta = (k_B T)^{-1}$

$$\hat{\rho}(t = 0^+) = |1, 1, 0\rangle_S \langle 1, 1, 0|_S \otimes \exp(-\beta \hat{H}_B) / Z, \quad (7.3)$$

where $\hat{H}_B = \int_{\mathbb{R}} dk \hbar \omega_k \hat{a}_k^\dagger \hat{a}_k$ is the free bath Hamiltonian, and Z is the bath partition function. Nevertheless, we will see that in practice this change of initial condition makes little difference, as the bath relaxes very rapidly to its equilibrium state once the dynamics are initiated by turning on the switch, and this relaxation occurs well before the

propagating signal reaches the distal system.

Displaced bath in the chain representation

We want the environment to be, at $t = 0$, at equilibrium with an occupied site a and unoccupied switch site and site b . One way to obtain this equilibrium state would be to run a first simulation until the desired steady state is reached and use this final state to initialise the next simulation where at $t = 0^+$ the switch site is excited. However, the equilibrium state reached by the environment can be calculated analytically and corresponds to a displaced state. As we will see in the next section, one of the advantages of this approach is that such a state only takes into account the static part of the reorganisation energy. Hence, fewer chain modes are needed compared to the numerical initialisation. The complex amplitudes of the displacement δ_k of k -modes for a static excitation on site a are given by the solution of the equation of motion of $\langle \hat{a}_k \rangle(t)$. For the system state we described above, we have

$$\frac{d}{dt} \langle \hat{a}_k \rangle(t) = -i\omega_k \langle \hat{a}_k \rangle(t) - ig_k e^{-ikr_a}. \quad (7.4)$$

We can integrate this differential equation with a bath in its vacuum state as the initial condition $\langle \hat{a}_k \rangle(t = -\infty) = 0$

$$\langle \hat{a}_k \rangle(0) = -ig_k e^{-ikr_a} \int_{-\infty}^0 e^{i\omega_k \tau} d\tau. \quad (7.5)$$

Yet, using the identity

$$\int_{-\infty}^0 e^{i\omega_k \tau} d\tau = \int_0^{+\infty} e^{-i\omega_k \tau} d\tau = \pi \delta(\omega_k) - iP\left(\frac{1}{\omega_k}\right), \quad (7.6)$$

where $P(\cdot)$ is the principal value distribution, and using the fact that $g_k \delta(\omega_k) = 0$ for an Ohmic SD, we finally have

$$\delta_k \stackrel{\text{def.}}{=} \langle \hat{a}_k \rangle(0) = -g_k e^{-ikr_a} P\left(\frac{1}{\omega_k}\right). \quad (7.7)$$

For any practical purpose because we use an Ohmic spectral density (which is linear in k) we can substitute $g_k P\left(\frac{1}{\omega_k}\right)$ by g_k/ω_k if we keep in mind that $\delta_{k=0} = 0$. The bath displacement operator $\hat{D}(\{\delta_k\})$ can be written in the chain representation

$$\hat{D}(\{\delta_k\}) = \exp\left(\int_{\mathbb{R}} (\delta_k \hat{a}_k^\dagger - \delta_k^* \hat{a}_k) dk\right) \quad (7.8)$$

$$= \exp\left(\int_{\mathbb{R}^+} (\delta_k \hat{a}_k^\dagger - \delta_k^* \hat{a}_k) dk + \int_{\mathbb{R}^+} (\delta_{-k} \hat{a}_{-k}^\dagger - \delta_{-k}^* \hat{a}_{-k}) dk\right) \quad (7.9)$$

$$= \exp\left(\int_{\mathbb{R}^+} (\delta_k \hat{a}_k^\dagger - \delta_k^* \hat{a}_k) dk\right) \exp\left(\int_{\mathbb{R}^+} (\delta_k^* \hat{a}_{-k}^\dagger - \delta_k \hat{a}_{-k}) dk\right) \quad (7.10)$$

$$= \prod_n \exp\left(\int_{\mathbb{R}^+} \delta_k U_n(k) \hat{c}_n^\dagger dk - \text{h.c.}\right) \prod_n \exp\left(\int_{\mathbb{R}^+} \delta_k^* U_n(k) \hat{d}_n^\dagger dk - \text{h.c.}\right) \quad (7.11)$$

$$= \prod_n \exp\left(\delta_n \hat{c}_n^\dagger - \text{h.c.}\right) \prod_n \exp\left(\delta_n^* \hat{d}_n^\dagger - \text{h.c.}\right) \quad (7.12)$$

$$\Rightarrow \hat{D}(\{\delta_k\}) = \hat{D}(\{\delta_n\}) \quad (7.13)$$

where $\hat{D}(\{\delta_n\})$ is a displacement operator on the chain and \hat{b}_n^\dagger (\hat{c}_n^\dagger) are the chain creation operator originating from positive (negative) k -vectors. The complex displacements of chain modes are

$$\delta_n = \int_{\mathbb{R}^+} \delta_k U_n(k) dk \quad (7.14)$$

$$= \int_{\mathbb{R}^+} \frac{-gk}{\omega_k} e^{-ikr_a} g_k P_n(k) dk \quad (7.15)$$

$$\delta_n(r_a) = - \int_{\mathbb{R}^+} \frac{J(k)}{\omega_k} P_n(k) e^{-ikr_a} dk = -2\pi\mathcal{F} \left[\frac{J}{\omega} P_n \right] (r_a). \quad (7.16)$$

The complex displacement amplitude of a chain mode n is proportional to the Fourier transform (because $J(k)$ is non-zero only for positive k) of the reorganisation energy multiplied by the n^{th} order polynomial defining the chain mapping. For an Ohmic spectral density the displacement is proportional to the Fourier transform of the appropriate polynomial, which might be computed analytically. For an Ohmic spectral density, if $r_a = 0$ only the first site of the chain is displaced thanks to the orthogonality of the polynomials. The chain displacement operator $\hat{D}(\{\delta_n\})$ naturally has a MPO representation with bond dimension 1 as can be seen in Eq. (7.12).

7.2 Reorganisation dynamics

We first present some physical intuition for the action of the reorganisation dynamics by considering the exactly solvable case of a single excitation on the switch site and occupation of the remote site with a separable system-bath state [35]. The bath part of the interaction Hamiltonian (the last term in Eq. (7.1)) can then be treated as an effective external field that creates a space-dependent shift of the system energies given by

$$\Delta E(r_\gamma, t) = \zeta_\gamma \text{tr} \left[\int_{\mathbb{R}} g_k (\hat{a}_k e^{ikr_\gamma} + \text{h.c.}) dk \hat{\rho}_B(t) \right]. \quad (7.17)$$

$\Delta E(r_\gamma, t)$ can be interpreted as work performed by the environment on site γ due to its displacement at position r_γ [113]. From Eq. (7.17),

we have an analytic expression for the energy shift

$$\Delta E(r_\gamma, t) = \varsigma_\gamma \int_{\mathbb{R}} 2g_k \text{Re} [\langle \hat{a}_k \rangle_B(t) e^{ikr_\gamma}] dk, \quad (7.18)$$

and thanks to Ehrenfest theorem given the Hamiltonian in Eq. (7.1)

$$\langle \hat{a}_k \rangle_B(t) = \frac{gk}{\omega_k} \sum_{\alpha} e^{-ikr_\alpha} \langle \hat{P}_\alpha \rangle (e^{-i\omega_k t} - 1) \quad \text{assuming } \langle \hat{P}_\alpha \rangle(\tau) \simeq \text{cst}. \quad (7.19)$$

Under this assumption, the energy shift can be expressed as

$$\Delta E(r_\gamma, t) = \varsigma_\gamma \sum_{\alpha} \langle \hat{P}_\alpha \rangle \int_{\mathbb{R}} 2 \frac{J(k)}{\omega_k} \left[\cos(\omega_k t - k(r_\gamma - r_\alpha)) - \cos(k(r_\gamma - r_\alpha)) \right] dk. \quad (7.20)$$

This energy shift can be interpreted for each system site as a wave-packet propagating away from the site with an envelope $\propto J(k)/\omega_k$, plus a static term centred on the site. It can be readily noticed that, because of energy conservation, the energy shift summed over all space at a given time is zero. Trivially, we can see that at $t = 0$ the energy shift vanishes. More generally, for a single localised excitation at $r_\alpha = 0$, for any time t and taking $\varsigma_\gamma = +1$

$$\int_{\mathbb{R}} \Delta E(r, t) dr = \int_{\mathbb{R}} dr \int_{\mathbb{R}} dk 2 \frac{J(\omega_k)}{\omega_k} \left(\cos(\omega_k t - kr) - \cos(kr) \right), \quad (7.21)$$

but $\int_{\mathbb{R}} (\cos(\omega_k t - kr) - \cos(kr)) dr = \delta(k) - \delta(k) = 0$ as $\omega_{k=0} = 0$. Hence, conservation of energy is satisfied. The shape of the wave-packet depends on the bath spectral density $J(k)$. For a SD of the Ohmic family with a soft cutoff the energy shift is

$$\Delta E(r, t) = 4\alpha c k_c \Gamma(s) \left(\frac{-2 \cos(\arctan(k_c r) s)}{(1 + (k_c r)^2)^{s/2}} + \frac{\cos(\arctan(k_c (r - ct)) s)}{(1 + (k_c (r - ct))^2)^{s/2}} + \frac{\cos(\arctan(k_c (r + ct)) s)}{(1 + (k_c (r + ct))^2)^{s/2}} \right), \quad (7.22)$$

which reduces in the Ohmic ($s = 1$) case to

$$\Delta E(r, t) = \lambda \left(\frac{-2}{1 + (k_c r)^2} + \frac{1}{1 + (k_c (r - ct))^2} + \frac{1}{1 + (k_c (r + ct))^2} \right), \quad (7.23)$$

where $\lambda = \int_0^\infty J(\omega) \omega^{-1} d\omega = 4\alpha \omega_c$ is the bath reorganisation energy. The three terms are Lorentz distributions of heights -2λ , λ and λ respectively and width $1/k_c$. Figure 7.3 shows the energy shift given by Eq. (7.23) at different times. The first term is the static negative contribution corresponding to twice the reorganisation energy and the two other terms are destabilising (positive) perturbations propagating away from the site. The stationary state is realised by taking $t \rightarrow \infty$ and corresponds only to the negative static contribution around the position of the site, i.e. twice the reorganisation energy.

For the hard cut-off case, the results are qualitatively the same as in

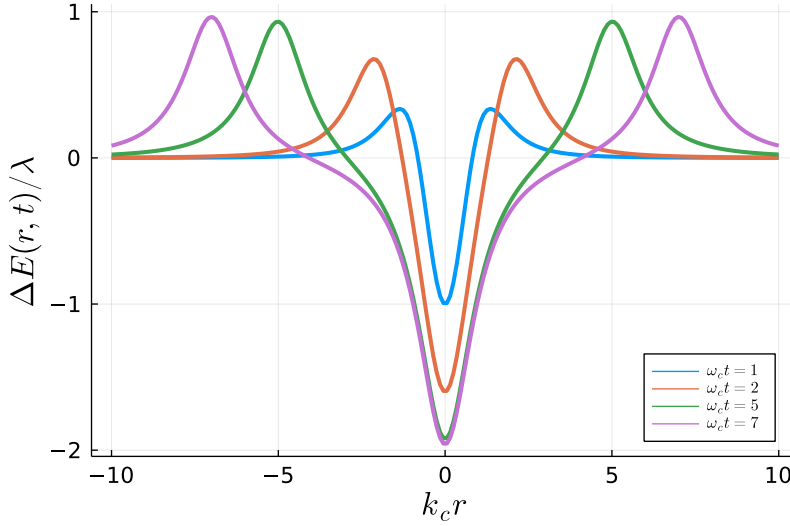


Figure 7.3: Energy shift $\Delta E(r, t)$ at several times for an Ohmic spectral density with a soft cutoff induced by an excitation at $r = 0$.

the soft cutoff case but with modulation of the wave packet at the wavelength $2\pi/k_c$ due to the Gibbs phenomenon. The energy shift becomes

$$\Delta E(r, t) = \lambda \left(\frac{-2 \sin(k_c r)}{k_c r} + \frac{\sin(k_c(r - ct))}{k_c(r - ct)} + \frac{\sin(k_c(r + ct))}{k_c(r + ct)} \right). \quad (7.24)$$

Injecting an excitation onto the switch site ($r = 0$) at $t = 0$ would create a time-dependent energy shift of a system at r_γ , given by

$$\Delta E(r_\gamma, t) = \frac{-\varsigma_\gamma 2\lambda \sin(k_c r_\gamma)}{k_c r_\gamma} + \varsigma_\gamma \sum_{\xi=\pm 1} \frac{\lambda \sin(k_c(r_\gamma - \xi ct))}{k_c(r_\gamma - \xi ct)}, \quad (7.25)$$

Figure 7.2(b) shows the time evolution described by Eq. (7.25) for $\varsigma_\gamma = 1$; the local relaxation of the environment stabilises the switch excitation on a timescale $\approx \omega_c^{-1}$ (negative energy shift), while two outgoing waves with positive amplitude propagate away from the origin with velocity c . These constitute the signals that will act on the distant TLS in the following sections. We note that the positive propagating shifts are a manifestation of conservation of energy under the mechanical distortion of the medium induced by the presence of an excitation on the switch site: in the local bath approximation these contributions are assumed to propagate away rapidly without encountering any other system components, i.e. their energy is essentially lost and the local relaxation is *irreversible*, whereas in our common bath model their interactions with other system components are taken into account (see Fig. 7.1a). At long times only the static contribution centred at the position of the excitation remains (first term of Eq. (7.25)), although it has a non-negligible spatial extension ($\approx k_c^{-1}$) and acts like a potential energy shift on the other sites. Additionally, this potential also shows spatial oscillations that will also play an important role in the full quantum dynamics, below.

7.3 Remote transient activation

To study the influence of the transient energy perturbation on the distant TLS at zero temperature, we consider the initial state described above. Site a is positively coupled to the environment ($\zeta_a = 1$) and the environment is in equilibrium with an occupied site a and unoccupied switch site and site b . Throughout, we take $E_b - E_a = 0.5\omega_c$, $w = 0.15\omega_c$ and $\alpha = 0.2$, so that including the reorganisation energy due to the initial relaxation, the total energy gap of the TLS is $E_b - E_a + 2\lambda = 2.1\omega_c$. This is over ten times larger than the coupling w , so there is negligible population dynamics in the absence of signals from the switch. At $t = 0^+$, we inject an excitation onto the switch site, hence triggering the reorganisation signal. Figures 7.4(a)-(b) show the dynamics of the population of site b for different switch-site distances r_a and fixed $k_c R = 4$ ($R = r_b - r_a$) both at zero ($\beta = \infty$) and finite ($\beta = 10$) temperatures. All other parameters are held fixed, the coupling signs set to $\zeta_S = \zeta_a = -\zeta_b = 1$ and $\kappa\alpha = 1.2$. The impact of interaction signs on the dynamics will be discussed below. The choice of opposite signs for sites a and b has been made here to enhance the possibility of a population transfer.

When the perturbation generated by the switch-induced reorganisation reaches the system at $t \approx r_a/c$, a sudden transfer of population is initiated that can pump over 50% into the higher-energy site b . Once the perturbation has passed, this population decays back to site a because of downhill energy relaxation. This transfer of population occurs both at $\beta = \infty$ and $\beta \neq \infty$. Figure 7.4(c) shows the evolution at zero temperature of the TLS energy gap as it dramatically closes, as the perturbation raises the energy of site a , and Fig. 7.4(d) is a schematic drawing of the spacing of the sites' energy levels at different moments in time. This transient near-resonance allows coherent transfer of population through an adiabatic transition, creating a metastable excited state whose energy could, for example, be directed towards a desired function. Zero and finite temperatures present the same qualitative dynamics where relaxation of the bath induced by the switch causes a sudden large transfer of population into site b . To reduce computation time and illustrate the general nature of the phenomenon, the finite temperature results shown in Fig. 7.4(b) are for smaller $k_c r_a$ than the zero temperature results. At finite temperature the initial state we use assumes a bath that has not relaxed when there is an excitation on site a ; this initial relaxation can be seen in the additional smaller transient population transfer starting at $t = 0^+$ in Fig. 7.4(b). With an unoccupied switch, this initial transfer of population at finite temperature decays back to zero on a timescale of $\omega_c t \sim 40$. The gain of population when the perturbation reaches site a happens at a similar rate in both cases. The available energy of this state has come directly from the work performed on the system by the reorganisation dynamics, and optimising this would be an interesting area for further work. We note a difference in the decay rates between the zero and finite temperature cases. Figure 7.4(b) clearly exhibits exponential decay of the excited state, whereas the highly non-exponential decay of the excited state

We bring to the reader's attention that the dynamics of the TLS energy gap $E_g(t)$ is a joint system-bath observable which would be difficult to extract in a master equation approach.

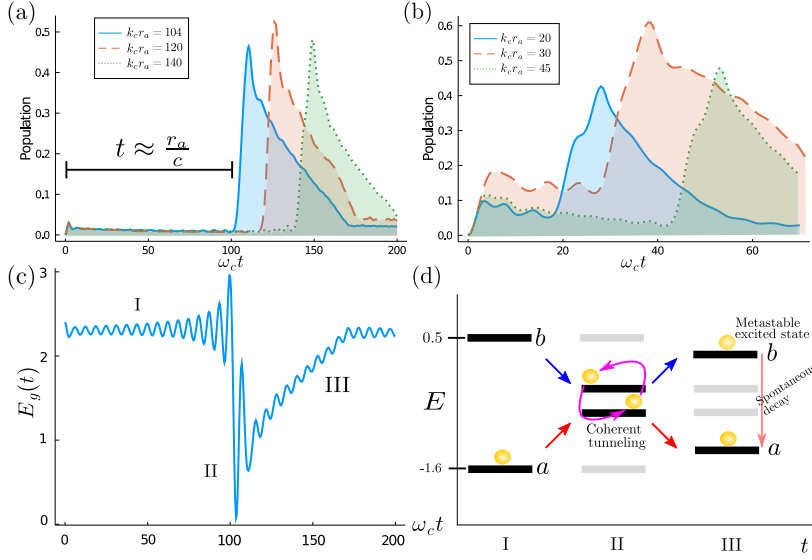


Figure 7.4: Site b population for several distances r_a between the switch and site a with $\alpha = 0.2$, $\kappa\alpha = 1.2$, $w = 0.15\omega_c$. (a) $T = 0$, there is no dynamics until $t = r_a/c$. The separation between the sites a and b is $k_c R = 4$. (b) Finite Temperature $\beta = 10$ presents similar results. (c) Effective energy gap E_g between the two sites as a function of time for $k_c r_a = 104$ at $T = 0$. When the energy perturbation reaches the site it momentarily closes the gap. Three regions are labelled: I before the perturbation reaches the sites; II when the perturbation is closing the gap; and III after the passage of the perturbation. (d) Schematics of the relative spacing between the sites a and b energy levels (grey lines represent the levels at the previous time).

for zero temperature in Fig. 7.4(a) is suggestive of non-Markovian dissipation. The timing of the population transfer event can be controlled via distance or propagation speed. Indeed, modification of the spectral function may provide a way to tune the excited state lifetime to match its downstream function. Additionally, the philosophy of our model is conserved if one swaps the roles of the switch site and the remote TLS. If one considers the switch site as the system of interest, then the TLS can be seen as a sensor which can monitor transitions of the switch without direct interactions. In that case Figs. 7.4(a)-(b) can be reinterpreted as an indirect way to access the state of the switch site by ‘listening’ to the environment.

Sign of the interaction Hamiltonian

To illustrate the influence of the sign of the coupling between system’s sites and the environment on the dynamics of the system, let us consider the following choice of parameters: the gap is $E_b - E_a = 0.5\omega_c$, the tunnelling energy is $w = 0.15\omega_c$, the separation between the sites is $k_c R = 10$, the coupling strength is $\alpha = 0.4$, the speed of sound is $c = 1$, $\kappa = 3$ and $\zeta_a = 1$. With such parameters the initial renormalised energy gap is $E_b - (E_a - 8\alpha\omega_c) = 3.7\omega_c \gg w$, hence we expect no dynamics for the populations. However, if the switch site is excited at $t = 0$, the transient energy perturbation should affect the energy of site a and site b respectively around the times $t = R/c$ and $t = 2R/c$, and could induce some dynamics because the renormalised gap is reduced for a short amount of time. The dynamics of the gap between the two sites will also depend on the sign of ζ_b . A positive sign would mean that the perturbation increases the gap and a negative sign reduces the gap. Figure 7.5 shows the evolution of the population of site b for both values of ζ_b . In both cases the dynamics is radically altered as the population grows instead of staying at zero. When $\zeta_b = -1$, two steps are visible and can be clearly associated with the transient energy perturbation. In the opposite case, the population stays constant after the first step. Indeed, the gap becoming larger when the perturbation

reaches site b prevents further population transfer. With this example we can see that non-trivial population transfer can be induced by the environment no matter the specific choice of signs in the interaction Hamiltonian.

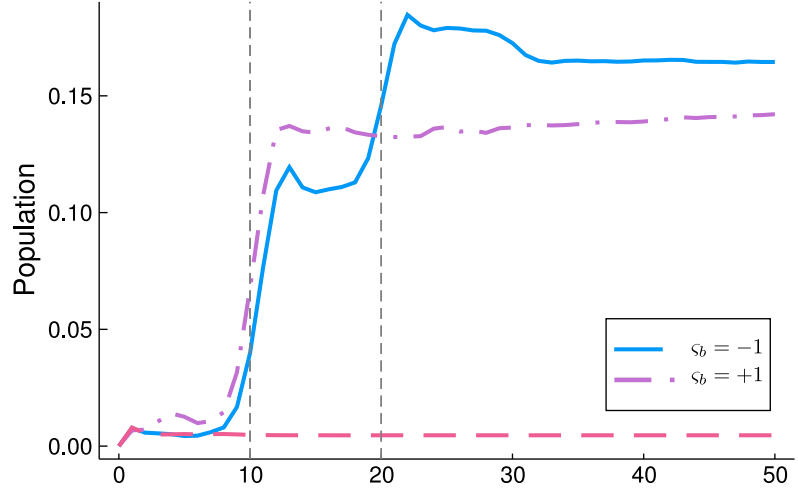


Figure 7.5: Population of site b . Vertical dashed lines are times of the peak of the perturbation reaching site a and site b . We can see step-like population growth corresponding to the perturbation. The pink dashed line shows the absence of evolution of the population in the absence of the transient perturbation.

7.4 Remote permanent activation

A striking change of behaviour is observed when the TLS is brought closer to the switch site, causing the fate of the excited state to become highly sensitive to the switch-TLS distance. Figure 7.6(a) shows the TLS dynamics of the system at zero temperature for smaller r_a , where for $k_c r_a = k_c R = 5$, the population is *permanently* transferred from site a to site b with 100% yield. For $k_c r_a = k_c R = 4, 6$ the yield drops to less than 25%. An analogous behaviour can be observed at finite temperature (see Fig. 7.6(b)), where at $\beta = 10$ for $k_c r_a = k_c R = 4, 6$ a transient transfer of population to the higher-energy state on site b is induced, whereas for $k_c R = 5$ a full transfer is achieved. However the kinetics of the full population transfer are different. Contrary to the $\beta = \infty$ case, at finite temperature the $k_c r_a = k_c R = 4, 6$ populations decay to the lower energy eigenstate populations. This is due to the presence of thermal fluctuations that allow the remnant population on site b to explore the energy landscape and decay back to the lower energy site a . The stability of population transfer at $k_c R = 5$ suggests a lasting thermodynamic change in the energy ordering of the TLS sites, which we have traced to the role of the static shift $\Delta E(r, t \rightarrow \infty)$ induced by the switch (Eq. (7.25)). This can be directly visualised by computing $\Delta_{ab} E(x, t) = \sum_{i=a,b} \langle \psi(t) | S_i \hat{P}_i \int_{\mathbb{R}} dk (g_k e^{ikx} \hat{a}_k + \text{h.c.}) | \psi(t) \rangle$. This gives a representation of the evolution of the transient ‘energy landscape’ perceived by the TLS, and is composed of a large number of two-time two-point correlation functions that can be readily evaluated within our many-body tensor networks simulation framework.

To gain more insight into these effects Fig. 7.7(a) shows a heatmap of $\Delta_{ab} E$ for the full population transfer case ($k_c R = 5$) at $\beta = \infty$. At

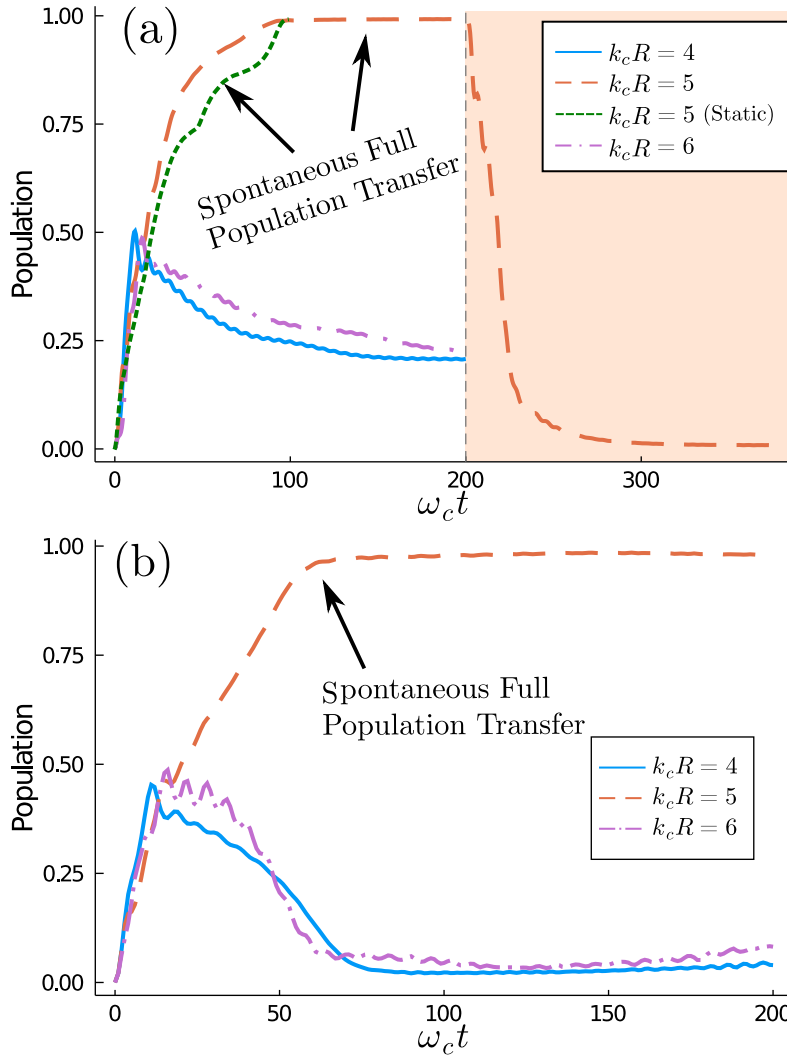


Figure 7.6: (a) For $k_c r_a = k_c R = 5$ there is a full population transfer at $\beta = \infty$ – both when the full reorganisation dynamics is taken into account and when only the static part of the landscape is considered – that is not seen for other positions. In the $k_c R = 5$ case, the population decays back to site a when the switch site is de-excited at $\omega_c t = 200$ (dashed vertical line and orange background). (b) Finite Temperature $\beta = 10$ also presents a full population transfer.

$t = 0^+$ the environment starts to relax because of the presence of the switch and generates a static negative energy shift at $x = 0$ and two propagating positive energy shifts (only the positive x one is shown) which propagate at the speed of sound. When the right-propagating transient perturbation reaches site a , it lifts its energy level and thus initiates population transfer to site b . However, once the perturbation passes, the population transfer continues. Fig. 7.7(b) shows a cross section of the heat maps at the final time and the energy landscape in the hypothetical case where the environment has relaxed to an equilibrium state in presence of an excited switch and a populated site a . It can be seen that after the switch is fully relaxed, an occupied site b now corresponds to the global ground state of the system, and local environmental dissipation will thus drive the system to this state, as illustrated in Fig. 7.7(c).

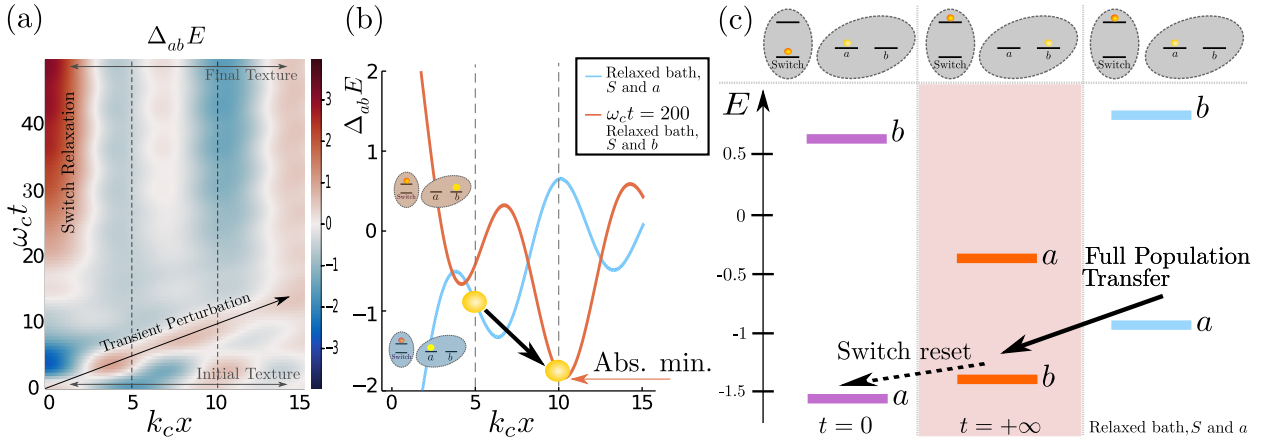


Figure 7.7: (a) Energy landscape perceived by sites a and b (marked by dashed lines) as a function of time and space for $k_c R = 5$, $\alpha = 0.2$, $\kappa\alpha = 1.2$, and $\beta = \infty$. (b) Energy shifts for the state a long time after the transient perturbation has passed (i.e. relaxed environment in the presence of the excited switch and site b) and the state where the environment reached an equilibrium when the switch is excited and the population of the remote TLS is localised on site a ($w = 0$). As the absolute minimum of the energy landscape moves from the location of site a to that of site b , the population evolves correspondingly. (c) Schematics of the absolute energy levels of sites a and b for the different configurations.

7.5 Energy landscape texture

Light can be shed on the distance-dependence of this stabilised transfer by also considering the ‘texture’ of the energy shift induced by the sinc-shaped static part of the switch-generated energy perturbation (see Fig. 7.8(b)). The switch generates a static negative energy shift of large amplitude around the origin and several local minima and maxima that alternate in sign with a wavelength $2\pi/k_c$. The further away from the switch, the lower the amplitude of these extrema (at $k_c x = 10$, 90% of the amplitude has been lost already). In the $k_c R = 5$ case, site a is close to a maximum of this landscape and is raised in energy. Site b sits on the second maximum, but because it couples to the environment with a negative sign, this static contribution corresponds to a stabilising shift. The energy landscape texture depends on the nature of the bath spectral density. Sharp decays or super-Ohmicity for example can be a source of texture. For the parameters used in our simulations, these static shifts cause the bare energy of site b to become *lower* than site a , after the switch has relaxed. Small changes $\delta R/R < 1$ in the position of the sites would not drastically alter the full population transfer results as the important factor for this process to happen is that the static contribution is enough to invert the energy gap. Although the initial relaxation of the environment around site a still creates a large barrier for population transfer, the static switch potential now renders the population on site a metastable. Thus, the activation of the switch has primed a permanent conformational change in the environment that drives full population transfer. This is directly evidenced in Fig. 7.6(a), showing that an excitation initially localised on site a undergoes spontaneous and complete transfer to site b , when the environment is initially relaxed in the presence of a populated switch. This observation has a strong implication, namely that this transition should be *reversible* once the switch is depopulated, as is verified in Fig. 7.6(a) for $k_c R = 5$ when we remove the switch excitation at $\omega_c t = 200$. All these transitions can be summarised by looking at the

sites' energy levels for different configurations, as shown in Fig. 7.7(c). Reversibility of transitions is of paramount importance, from a control perspective, as it enables the switching of the state of the TLS using a mechanical medium; our model highlights how spatial variations in the non-local energy shift could be exploited for dissipatively 'locking in' activated states. This reversible 100%-yield population transfer also enables the possibility of information transduction from, for instance, an electromagnetic medium (a laser-pulse used to excite the switch site) to a mechanical medium. An additional way to frame this effect of spatial variation of the reorganisation energy landscape is to consider it as a simple form of environment engineering. The excited switch site precisely located could be considered as part of the environment of the TLS — which would effectively be described with a new spectral density — whose dissipative dynamics now spontaneously populates the TLS site *b*. Hence, one could design a dissipative energy landscape by combining several switch-like systems and placing them at selected positions in space. Finally, in contrast to dynamically activated metastable states, we note that 'permanently activated' states are favoured thermodynamically, i.e. do not harvest energy from the triggering of the switch directly; the work done by the environment has gone into creating the *driving force* for the *dissipative* population transfer. The deterministic movement of, say, charged excitations to new sites could be used to trigger a wide range of chemical and mechanical processes which could provide catalytic coordination or sensing functions.

7.6 Analogies with allosteric regulation

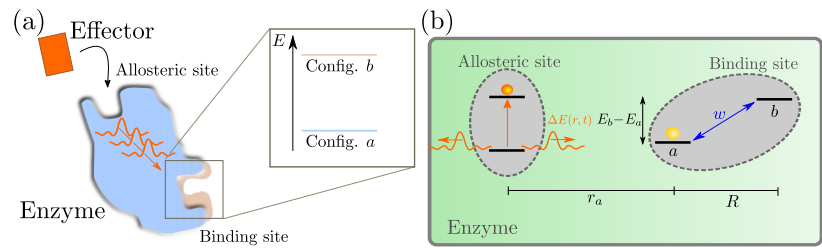
Allostery refers to the central regulation process in proteins in which the binding of an effector molecule (ligand) at one site of the protein can have a reversible at-a-distance effect on a distal site: increasing or decreasing its ability to bind (see Fig. 7.8(a)). Despite having been conceptualised almost sixty years ago [133, 134], understanding the biophysical mechanisms behind this long-range coupling remains a highly active topic [135–137]. Hence, numerous structural and thermodynamical models [138–143] to explain this crucial process have been proposed but, even though some give quantitatively accurate predictions, none of these alone provide a convincing explanation for the nature of allosteric signalling. Therefore, allostery is often referred to as “*the second secret of life*” [144].

The at-a-distance environmentally driven dynamics studied in this chapter presents common features with the biological process of allosteric regulation. Indeed, the simple model presented here exhibits several features that are central to the mechanism of allostery:

- ▶ the mechanical nature of the signal,
- ▶ the distal control of a transition,
- ▶ the reversibility of the transition upon removal of the effector, and

The *first secret of life* has already been uncovered when it was demonstrated that DNA is the physical support of hereditary information.

Figure 7.8: (a) Representation of an allosteric enzyme. The binding of an effector molecule on the allosteric site can change the configuration of a distal binding site. (b) The components of the model presented in this chapter have been relabelled to their analogous components in an allosteric enzyme. The binding of the ligand will transiently perturb the environment which will influence the stability of the binding-site's configurations.



- the specific spatial arrangement of allosteric and active sites (called allosteric pathways).

Our generic OQS model can be thought of as a basis for describing the effect of a ligand-binding site to induce a transition between two possible enzyme conformations. Hence, one could assign to the different elements of our models counterparts in the prototypical description of enzyme allostery. The switch site could play the role of an allosteric site and the states of the distal TLS could stand for two different binding site conformations. The vibrational environment would then be associated with the rest of the enzyme. Figure 7.8(b) shows how the analogy is constructed. In this analogy, the excitation of the switch corresponds to the binding of an effector at the allosteric site. This binding generates a structural reorganisation of the enzyme which induces a conformational change at the binding site. This conformational change of the whole structure of the enzyme now renders another configuration of the binding site more stable, henceforth changing the binding ability of the site. Reversibility of transitions once the effector molecule unbinds is one of the key dynamical features of allosteric regulation, and our model highlights how spatial variations in the non-local energy shift could be exploited for dissipatively 'locking in' activated states whose lifetimes are now set by the binding time of a ligand. In such a model, the allosteric signal sending information from one site to the other is the reorganisation energy landscape introduced above, and the non-local reorganisation can stabilise this configuration, leading to 100% quantum yield and a lifetime that is only limited by the dwell time of the ligand. This simple model is able to recover the key features of allostery and provide a clear picture of a potential underlying mechanism in terms of reorganisation energy. However, we wish to highlight that the model presented here is not a model describing biological allostery and it cannot make any quantitative predictions in its current formulation about, for instance, chemical reaction rates or the actual arrangement of the allosteric pathways. Such a quantitative model would need additional ingredients, the most straightforward one being a biologically relevant SD that corresponds to a specific enzyme. Another ingredient would be a better description of the vibrational environment (e.g. dispersion, additional dissipation of the vibrational mode themselves...) and its coupling with the binding sites (under which hypothesis is it linear?). Nevertheless, this model of non-Markovian remote control could provide high-level insights that could be relevant for actual biological allostery. I would like to add environmental signalling through transient energy

shifts and background energetic texture to the list of possible elements of understanding of the fundamental issue of allosteric regulation.

7.7 Discussion

Our open quantum model of non-Markovian, environmentally mediated signalling, allows us to leverage unavoidable dissipative processes to reversibly control the transition of a remote TLS. Using our numerically exact tensor networks simulation methods, two distinct classes of controlled process — transient and permanent activations — have been identified both at zero and finite temperatures, and further work will explore the efficiency of these mechanisms in single-shot and cyclic, i.e. engine, operation. Crucially our quantum switch model provides a natural platform to explore strongly non-classical effects in remote signalling, and could naturally be extended to multiparticle systems to explore spatiotemporal entanglement dynamics driven by dissipative processes. Indeed, this quantum switch model could provide a reversible and non-invasive means of controlling, entangling and probing qubits. Physical 1D platforms such as cold atoms, superconducting qubit chains and ion traps could also be used as quantum simulators for such physics. The study of common environment dissipative physics that can give rise to non-local and non-Markovian effects is crucial in the context of quantum engineering in order to be able to channel dissipation toward useful functions, and to mitigate induced cross-talk errors in multi-component nanodevices. The possibility, opened by our model, for the environment to be in a superposition of two different displacements of opposite magnitudes hints toward indefinite causal order of dissipative processes [145, 146]. In another direction, our model could be refined in multiple ways to describe realistic (bio-)chemical systems. For instance, our present theoretical tools could be used to approach structured spectral densities found by *ab initio* methods [83, 147], anharmonic effects [148, 149], or Hamiltonian topologies that account for more complex connectivity between systems and/or environments [39]. Another perspective for this model is to provide a new set of processes to analyse the intricate physical effects happening in biological systems made of complexes of organic molecules such as allostery [134, 135, 142] or multi-electron processes [124].

Appendix

7.A Definition of the reorganisation energy with a toy example

Consider a system interacting with a single harmonic oscillator of angular frequency ω with the following Hamiltonian

$$\hat{H} = \hat{H}_S + \frac{\hbar\omega}{2}(\hat{X}^2 + \hat{P}^2) + g\hat{S}\hat{X} \quad (7.26)$$

where \hat{X} and \hat{P} are respectively the dimensionless displacement and dimensionless momentum operators of the harmonic oscillator, \hat{S} is a diagonal system operator, and g is the coupling strength between the system and the oscillator. The linear coupling term between the system and the oscillator can be removed by changing $\hat{X} \rightarrow \tilde{X} = \hat{X} + \hat{A}$, *i.e.* by changing the equilibrium position of the oscillator. Hence the harmonic oscillator's Hamiltonian becomes

$$\hat{H}_B = \frac{\hbar\omega}{2}(\hat{X}^2 + \hat{P}^2) \quad (7.27)$$

$$= \frac{\hbar\omega}{2}((\tilde{X} - \hat{A})^2 + \hat{P}^2) \quad (7.28)$$

$$= \frac{\hbar\omega}{2}(\tilde{X}^2 + \hat{A}^2 - 2\tilde{X}\hat{A} + \hat{P}^2) \quad (7.29)$$

$$\hat{H}_B = \frac{\hbar\omega}{2}(\tilde{X}^2 + \hat{P}^2) + \frac{\hbar\omega}{2}(\hat{A}^2 - 2\tilde{X}\hat{A}), \quad (7.30)$$

and the interaction Hamiltonian becomes

$$\hat{H}_{\text{int}} = g\hat{X}\hat{S} = g\tilde{X}\hat{S} - g\hat{A}\hat{S}. \quad (7.31)$$

We choose $\hat{A} = \frac{g}{\hbar\omega}\hat{S}$ such that the new linear coupling term $g\tilde{X}\hat{S}$ is cancelled out by the linear term $-\hbar\omega\tilde{X}\hat{A}$ from the oscillator's Hamiltonian.

The Hamiltonian has now the following form

$$\hat{H} = \hat{H}_S + \frac{\hbar\omega}{2}(\tilde{X}^2 + \hat{P}^2) + \frac{\hbar\omega}{2}\hat{A}^2 - g\hat{A}\hat{S} \quad (7.32)$$

$$= \hat{H}_S + \frac{\hbar\omega}{2}(\tilde{X}^2 + \hat{P}^2) + \frac{g^2}{2\hbar\omega}\hat{S}^2 - \frac{g^2}{\hbar\omega}\hat{S}^2 \quad (7.33)$$

$$\hat{H} = \hat{H}_S + \frac{\hbar\omega}{2}(\tilde{X}^2 + \hat{P}^2) - \frac{g^2}{2\hbar\omega}\hat{S}^2. \quad (7.34)$$

We define the reorganisation energy $\lambda \stackrel{\text{def.}}{=} \frac{g^2}{2\hbar\omega}$. This reorganisation energy comes from a positive contribution from the oscillator's Hamiltonian and a negative contribution twice as large from the interaction Hamiltonian. Hence, at equilibrium ($\langle\tilde{X}\rangle = 0$), the expectation value of the interaction Hamiltonian is $\langle\hat{H}_{\text{int}}\rangle = -2\lambda\langle\hat{S}^2\rangle$.

Conclusions and Prospects

No. Never, not even when falling asleep, will I ever proudly mutter about nothing being able to surprise me. No. As one year has passed, so will another, and it will be just as rich in surprises as the first one... And so I have to go on dutifully learning.

Mikhail BULGAKOV,
A Young Doctor's Notebook

In this thesis, we have studied the behaviour of nanoscale quantum systems interacting with a macroscopic bosonic environment. Motivated by considerations from condensed matter physics and biological systems, we highlighted the need to go beyond the usual Markovian assumption and, furthermore, beyond the approximation (often taken for granted) of local independent baths. Indeed, miniaturised nanodevices have several working units in a small volume that thus dissipate energy in the same region of space. Similarly, biological ‘nanomachines’, such as enzymes or pigment protein complexes, have different functional sites nanometers apart that hence dissipate energy in the very same environmental modes as well. In such cases, energy dissipated into the environment by a given sub-system can be absorbed later on by another sub-system – a highly non-Markovian process by nature. However, the description of such spatial correlations in the environment are known to be challenging. To tackle this problem, we have built upon a powerful numerically exact method named Time Evolving Density operator with Orthonormal Polynomials Algorithm (TEDOPA) that treats the system and the environment on an equal footing. By using tensor networks to represent the joint {System + Environment} quantum state as a Matrix Product State (MPS) this method is able to circumvent the curse of dimensionality inherent to many-body quantum systems.

In chapter 4, we introduced the chain mapping technique on which TEDOPA is based, and showed how it can be applied both at zero and finite temperature. From there, in order to describe spatial correlations, we have extended this technique to systems with an explicit spatial structure. The obtained chain mapping is what we call a correlated environment. By developing this new method, we made possible the description of multi-component quantum systems interacting with a

single common environment, and thus the study of spatiotemporal correlations inside the environment.

On the methodology side of things, after developing our method to handle a correlated environment, we studied in chapter 5 the influence of the ordering of bath modes in the MPS. This question stems from the study of systems interacting with several distinct environments, for instance a hot and a cold bath. In these situations, it is possible to organise the elements of the MPS in several ways. We have shown that, for bosonic environments, the usual ‘natural’ way to represent the MPS following the structure of the Hamiltonian is not optimal, and we have introduced new ways of ordering the MPS sites that are computationally more efficient. In doing so, we refuted a common-sense assumption about the growth of MPS bond dimension in multi-environment cases and made a conjecture on the origin of this gain in efficiency.

Equipped with these new tools, we studied in chapter 6 the influence of spatial correlations on the dynamics of a simple two-level system. We have shown that such a system experiences non-Markovian revivals of its initial state population that are associated with information backflow from the environment. The environmental non-Markovian signalling that we unveiled could shed light on biological processes, for instance charge separation in reaction centres, where several mechanisms happening at the single excitation level are concerted over different timescales.

Armed with our new understanding of environmental signalling, a general model of dissipation in one-dimensional multi-component systems has been studied in chapter 7. Looking at joint system/environment observables, we have studied the out-of-equilibrium dynamics induced by the excitation of a sub-system on another uncoupled sub-system. Two different types of processes impacting the second sub-system have been uncovered: (1) a transient energy harvesting process enabling dynamically prohibited transitions, and (2) a permanent process where the reorganisation of the environment alters the nature of the thermodynamically favoured ground state. In this chapter, we also drew a parallel between the features of our general dissipation model and the features of a biological regulatory process called allostery.

The work presented in this thesis can lead to further developments in several directions. The conjecture formulated in chapter 5 needs further investigations to be either refuted or proven correct. In a similar vein, more work is needed to understand the connection between the ordering of the environmental modes when a system couples to several environments and the growth of the state bond dimension. In the case of several environments, it would also be of interest to discover how non-additivity manifests itself in the chain dynamics.

The comparison of the exact results obtained with our numerical method with approximate treatments of the same problems would give us the opportunity to understand the open system's dynamics from a different vantage point, and to highlight the essential features of the environmental dynamics resulting in the observed non-Markovian effects. This has partially been done by formulating a non-time-local master equation with a discrete memory kernel reflecting the spatial structure of the system in the environment response. Applying what we have called a 'local Markov approximation' leads to a time-delayed master equation able to recover the revivals observed in chapter 6.

Keeping a two qubit model such as the one presented in chapter 7, the range of new phenomena that can be investigated in a model as simple as this one has not been exhausted. Once driven, for example by an electromagnetic field, a TLS is an oscillator that oscillates at its autonomous Rabi frequency. Environmental signalling indirectly couples two oscillators that could thus synchronise to a new mutual frequency and phase lock, and possibly display other non-equilibrium phenomena. An experimental realisation of such a system could be done by encapsulating two quantum dots in a nanowire forming their common vibrational environment. Quantitative predictions could be made with the appropriate SD and compared with the dots emission spectra.

In the work presented here, biological systems were a motivation but no model of a specific biological system was studied. As we explained in chapter 1, there is a lot to gain in understanding how some crucial non-equilibrium biological processes are performed by a few correlated excitations. The electron bifurcation process, central to respiration, is an energy transduction mechanism where two electrons are spontaneously separated, the first one going down an energy gradient while the other one is climbing up another energy gradient. The electron gaining energy does so by reusing part of the energy dissipated by the first electron. Macroscopic thermodynamic models of this separation process have been proposed, but the microscopic mechanisms behind this out-of-equilibrium phenomenon are not yet understood. The tools we developed in this thesis are fit to describe such a system. It would require three local fermionic baths (one for the two electron donor and two for the electron acceptors at the end of each energy gradient) and a common vibrational bath. One of the difficulties of this project would be the parametrisation of the system Hamiltonian as the only accessible experimental data are the reduction potentials (or alternatively the reaction Gibbs free energy) of the constituents of the system.

Bibliography

- [1] Thibaut Lacroix et al. ‘Unveiling non-Markovian spacetime signaling in open quantum systems with long-range tensor network dynamics’. In: *Phys. Rev. A* 104.5 (Nov. 2021), p. 052204. DOI: [10.1103/PhysRevA.104.052204](https://doi.org/10.1103/PhysRevA.104.052204) (cited on pages xi, 6, 50, 75).
- [2] Thibaut Lacroix, Brendon W. Lovett, and Alex W. Chin. *From Non-Markovian Dissipation to Spatiotemporal Control of Quantum Nanodevices*. Nov. 2022. DOI: [10.48550/arXiv.2205.11247](https://doi.org/10.48550/arXiv.2205.11247) (cited on pages xi, 6, 91).
- [3] Thibaut Lacroix. ‘Un modèle simple de décohérence’. In: *Bulletin de l’Union des Physiciens* (2023). Under Review (cited on pages xi, 6).
- [4] Michael E. Cuffaro and Stephan Hartmann. *The Open Systems View*. arXiv:2112.11095 [physics, physics:quant-ph]. Dec. 2021 (cited on page 2).
- [5] Claude Cohen-Tannoudji, Jacques Dupont-Roc, and Gilbert Grynberg. *Processus d’interaction entre photons et atomes*. Savoirs Actuels. EDP Sciences, Jan. 1996 (cited on page 2).
- [6] Serge Haroche et al. *Exploring the Quantum: Atoms, Cavities, and Photons*. Oxford Graduate Texts. Oxford, New York: Oxford University Press, Aug. 2006 (cited on pages 2, 20).
- [7] G. Lindblad. ‘On the generators of quantum dynamical semigroups’. In: *Commun.Math. Phys.* 48.2 (June 1976), pp. 119–130. DOI: [10.1007/BF01608499](https://doi.org/10.1007/BF01608499) (cited on page 2).
- [8] Karl Blum. *Density Matrix Theory and Applications*. 3rd ed. Vol. 64. Springer Series on Atomic, Optical, and Plasma Physics. Springer, 2012 (cited on page 2).
- [9] Ulrich Weiss. *Quantum Dissipative Systems*. en. 4th ed. World Scientific, Mar. 2012 (cited on pages 2, 14, 19, 64).
- [10] A. O. Caldeira and A. J. Leggett. ‘Path integral approach to quantum Brownian motion’. In: *Physica A: Statistical Mechanics and its Applications* 121.3 (Sept. 1983), pp. 587–616. DOI: [10.1016/0378-4371\(83\)90013-4](https://doi.org/10.1016/0378-4371(83)90013-4) (cited on page 2).
- [11] A. J. Leggett et al. ‘Dynamics of the dissipative two-state system’. In: *Rev. Mod. Phys.* 59.1 (Jan. 1987), pp. 1–85. DOI: [10.1103/RevModPhys.59.1](https://doi.org/10.1103/RevModPhys.59.1) (cited on page 2).
- [12] R.P Feynman and F.L Vernon. ‘The theory of a general quantum system interacting with a linear dissipative system’. In: *Annals of Physics* 24 (Oct. 1963), pp. 118–173. DOI: [10.1016/0003-4916\(63\)90068-X](https://doi.org/10.1016/0003-4916(63)90068-X) (cited on page 2).
- [13] Roman Orus. ‘A Practical Introduction to Tensor Networks: Matrix Product States and Projected Entangled Pair States’. en. In: *Annals of Physics* 349 (Oct. 2014). arXiv: 1306.2164, pp. 117–158. DOI: [10.1016/j.aop.2014.06.013](https://doi.org/10.1016/j.aop.2014.06.013) (cited on pages 3, 27).
- [14] Bob Coecke and Aleks Kissinger. *Picturing Quantum Processes: A First Course in Quantum Theory and Diagrammatic Reasoning*. ISBN: 9781107104228 Publisher: Cambridge University Press. Mar. 2017 (cited on pages 3, 26).
- [15] Masoud Mohseni et al. *Quantum Effects in Biology*. Cambridge University Press, Aug. 2014 (cited on pages 3, 5, 50).
- [16] Jonathan P. Dowling and Gerard J. Milburn. ‘Quantum technology: the second quantum revolution’. In: *Philosophical Transactions of the Royal Society of London. Series A: Mathematical, Physical and Engineering Sciences* 361.1809 (Aug. 2003). Ed. by A. G. J. MacFarlane, pp. 1655–1674. DOI: [10.1098/rsta.2003.1227](https://doi.org/10.1098/rsta.2003.1227) (cited on pages 3, 12, 91).
- [17] Gregory S. Engel et al. ‘Evidence for wavelike energy transfer through quantum coherence in photosynthetic systems’. en. In: *Nature* 446.7137 (Apr. 2007), pp. 782–786. DOI: [10.1038/nature05678](https://doi.org/10.1038/nature05678) (cited on pages 3, 12, 75).

- [18] G. Panitchayangkoon et al. 'Long-lived quantum coherence in photosynthetic complexes at physiological temperature'. en. In: *Proceedings of the National Academy of Sciences* 107.29 (July 2010), pp. 12766–12770. DOI: [10.1073/pnas.1005484107](https://doi.org/10.1073/pnas.1005484107) (cited on page 3).
- [19] Elisabetta Collini et al. 'Coherently wired light-harvesting in photosynthetic marine algae at ambient temperature'. en. In: *Nature* 463.7281 (Feb. 2010). Number: 7281 Publisher: Nature Publishing Group, pp. 644–647. DOI: [10.1038/nature08811](https://doi.org/10.1038/nature08811) (cited on pages 4, 12, 75).
- [20] Masoud Mohseni et al. 'Environment-assisted quantum walks in photosynthetic energy transfer'. en. In: *The Journal of Chemical Physics* 129.17 (Nov. 2008), p. 174106. DOI: [10.1063/1.3002335](https://doi.org/10.1063/1.3002335) (cited on pages 4, 12).
- [21] M B Plenio and S F Huelga. 'Dephasing-assisted transport: quantum networks and biomolecules'. en. In: *New Journal of Physics* 10.11 (Nov. 2008), p. 113019. DOI: [10.1088/1367-2630/10/11/113019](https://doi.org/10.1088/1367-2630/10/11/113019) (cited on page 4).
- [22] F. Caruso et al. 'Highly efficient energy excitation transfer in light-harvesting complexes: The fundamental role of noise-assisted transport'. en. In: *The Journal of Chemical Physics* 131.10 (2009), p. 105106. DOI: [10.1063/1.3223548](https://doi.org/10.1063/1.3223548) (cited on page 4).
- [23] A W Chin et al. 'Noise-assisted energy transfer in quantum networks and light-harvesting complexes'. en. In: *New Journal of Physics* 12.6 (June 2010), p. 065002. DOI: [10.1088/1367-2630/12/6/065002](https://doi.org/10.1088/1367-2630/12/6/065002) (cited on pages 4, 45, 84).
- [24] A. W. Chin, S. F. Huelga, and M. B. Plenio. 'Coherence and decoherence in biological systems: principles of noise-assisted transport and the origin of long-lived coherences'. en. In: *Philosophical Transactions of the Royal Society A: Mathematical, Physical and Engineering Sciences* 370.1972 (Aug. 2012), pp. 3638–3657. DOI: [10.1098/rsta.2011.0224](https://doi.org/10.1098/rsta.2011.0224) (cited on page 4).
- [25] Elinor Zerah Harush and Yonatan Dubi. 'Do photosynthetic complexes use quantum coherence to increase their efficiency? Probably not'. In: *Science Advances* 7.8 (Feb. 2021). Publisher: American Association for the Advancement of Science, eabc4631. DOI: [10.1126/sciadv.abc4631](https://doi.org/10.1126/sciadv.abc4631) (cited on pages 4, 12).
- [26] Nicole Yunger Halpern and David T. Limmer. 'Fundamental limitations on photoisomerization from thermodynamic resource theories'. In: *Phys. Rev. A* 101.4 (Apr. 2020). Publisher: American Physical Society, p. 042116. DOI: [10.1103/PhysRevA.101.042116](https://doi.org/10.1103/PhysRevA.101.042116) (cited on page 5).
- [27] Giovanni Spaventa, Susana F. Huelga, and Martin B. Plenio. 'Capacity of non-Markovianity to boost the efficiency of molecular switches'. In: *Phys. Rev. A* 105.1 (Jan. 2022), p. 012420. DOI: [10.1103/PhysRevA.105.012420](https://doi.org/10.1103/PhysRevA.105.012420) (cited on page 5).
- [28] Ivan H. Deutsch. 'Harnessing the Power of the Second Quantum Revolution'. In: *PRX Quantum* 1.2 (Nov. 2020), p. 020101. DOI: [10.1103/PRXQuantum.1.020101](https://doi.org/10.1103/PRXQuantum.1.020101) (cited on pages 12, 91).
- [29] Jianshu Cao et al. 'Quantum biology revisited'. In: *Science Advances* 6.14 (Apr. 2020). Publisher: American Association for the Advancement of Science, eaaz4888. DOI: [10.1126/sciadv.aaz4888](https://doi.org/10.1126/sciadv.aaz4888) (cited on page 12).
- [30] Stéphanie Valleau et al. 'Absence of Selection for Quantum Coherence in the Fenna–Matthews–Olson Complex: A Combined Evolutionary and Excitonic Study'. en. In: *ACS Cent. Sci.* 3.10 (Oct. 2017), pp. 1086–1095. DOI: [10.1021/acscentsci.7b00269](https://doi.org/10.1021/acscentsci.7b00269) (cited on page 12).
- [31] Jim Al-Khalili and Johnjoe McFadden. *Life on the Edge: The Coming of Age of Quantum Biology*. en. Google-Books-ID: u7D9oAEACAAJ. Bantam Press, 2014 (cited on page 12).
- [32] Youngchan Kim et al. 'Quantum Biology: An Update and Perspective'. en. In: *Quantum Reports* 3.1 (Mar. 2021). Number: 1 Publisher: Multidisciplinary Digital Publishing Institute, pp. 80–126. DOI: [10.3390/quantum3010006](https://doi.org/10.3390/quantum3010006) (cited on page 12).
- [33] Neill Lambert et al. 'Quantum biology'. In: *Nature Phys* 9.1 (Jan. 2013), pp. 10–18. DOI: [10.1038/nphys2474](https://doi.org/10.1038/nphys2474) (cited on page 12).

- [34] Claude Cohen-Tannoudji, Bernard Diu, and Franck Laloë. *Mécanique Quantique - Tome 1*. 2nd ed. Vol. 1. Savoirs Actuels. EDP Sciences (cited on page 13).
- [35] Heinz-Peter Breuer and Francesco Petruccione. *The Theory of Open Quantum Systems*. en_US. Oxford University Press, Jan. 2007 (cited on pages 14, 19, 64, 81, 97).
- [36] Gernot Schaller. *Open Quantum Systems Far from Equilibrium*. Vol. 881. Lecture Notes in Physics. Cham: Springer International Publishing, 2014 (cited on page 14).
- [37] Walter Appel. *Mathematics for Physics and Physicists*. en. Princeton University Press, Mar. 2007 (cited on pages 16, 44, 45).
- [38] Li Li, Michael J. W. Hall, and Howard M. Wiseman. ‘Concepts of quantum non-Markovianity: A hierarchy’. en. In: *Physics Reports*. Concepts of quantum non-Markovianity: A hierarchy 759 (Oct. 2018), pp. 1–51. DOI: [10.1016/j.physrep.2018.07.001](https://doi.org/10.1016/j.physrep.2018.07.001) (cited on page 20).
- [39] Florian A. Y. N. Schröder et al. ‘Tensor network simulation of multi-environmental open quantum dynamics via machine learning and entanglement renormalisation’. en. In: *Nat Commun* 10.1 (Mar. 2019). Number: 1 Publisher: Nature Publishing Group, p. 1062. DOI: [10.1038/s41467-019-09039-7](https://doi.org/10.1038/s41467-019-09039-7) (cited on pages 20, 93, 107).
- [40] Graham A. Worth and Lorenz S. Cederbaum. ‘Beyond Born-Oppenheimer: Molecular Dynamics Through a Conical Intersection’. en. In: *Annu. Rev. Phys. Chem.* 55.1 (June 2004), pp. 127–158. DOI: [10.1146/annurev.physchem.55.091602.094335](https://doi.org/10.1146/annurev.physchem.55.091602.094335) (cited on pages 20, 93).
- [41] David M. Leitner. ‘Energy Flow in Proteins’. en. In: *Annu. Rev. Phys. Chem.* 59.1 (May 2008), pp. 233–259. DOI: [10.1146/annurev.physchem.59.032607.093606](https://doi.org/10.1146/annurev.physchem.59.032607.093606) (cited on pages 20, 93).
- [42] Philipp Strasberg et al. ‘Nonequilibrium thermodynamics in the strong coupling and non-Markovian regime based on a reaction coordinate mapping’. en. In: *New J. Phys.* 18.7 (July 2016), p. 073007. DOI: [10.1088/1367-2630/18/7/073007](https://doi.org/10.1088/1367-2630/18/7/073007) (cited on page 21).
- [43] Neill Lambert et al. ‘Modelling the ultra-strongly coupled spin-boson model with unphysical modes’. en. In: *Nat Commun* 10.1 (Dec. 2019), p. 3721. DOI: [10.1038/s41467-019-11656-1](https://doi.org/10.1038/s41467-019-11656-1) (cited on page 21).
- [44] Yoshitaka Tanimura. ‘Numerically “exact” approach to open quantum dynamics: The hierarchical equations of motion (HEOM)’. In: *J. Chem. Phys.* 153.2 (July 2020). Publisher: American Institute of Physics, p. 020901. DOI: [10.1063/5.0011599](https://doi.org/10.1063/5.0011599) (cited on page 21).
- [45] Dmitrii E. Makarov and Nancy Makri. ‘Path integrals for dissipative systems by tensor multiplication. Condensed phase quantum dynamics for arbitrarily long time’. In: *Chemical Physics Letters* 221.5 (Apr. 1994), pp. 482–491. DOI: [10.1016/0009-2614\(94\)00275-4](https://doi.org/10.1016/0009-2614(94)00275-4) (cited on page 21).
- [46] A. Strathearn et al. ‘Efficient non-Markovian quantum dynamics using time-evolving matrix product operators’. en. In: *Nature Communications* 9.1 (Dec. 2018), p. 3322. DOI: [10.1038/s41467-018-05617-3](https://doi.org/10.1038/s41467-018-05617-3) (cited on pages 21, 48, 81).
- [47] Moritz Cygorek et al. ‘Simulation of open quantum systems by automated compression of arbitrary environments’. In: *Nat. Phys.* (Mar. 2022). Publisher: Nature Publishing Group, pp. 1–7. DOI: [10.1038/s41567-022-01544-9](https://doi.org/10.1038/s41567-022-01544-9) (cited on pages 21, 48).
- [48] Javier Prior et al. ‘Efficient Simulation of Strong System-Environment Interactions’. en. In: *Phys. Rev. Lett.* 105.5 (July 2010), p. 050404. DOI: [10.1103/PhysRevLett.105.050404](https://doi.org/10.1103/PhysRevLett.105.050404) (cited on pages 21, 43, 47).
- [49] Roger Penrose. ‘Applications of negative dimensional tensors’. In: *Combinatorial mathematics and its applications* 1 (1971), pp. 221–224 (cited on page 26).
- [50] Steven R. White. ‘Density matrix formulation for quantum renormalization groups’. In: *Phys. Rev. Lett.* 69.19 (Nov. 1992), pp. 2863–2866. DOI: [10.1103/PhysRevLett.69.2863](https://doi.org/10.1103/PhysRevLett.69.2863) (cited on page 26).
- [51] Ulrich Schollwöck. ‘The density-matrix renormalization group’. In: *Rev. Mod. Phys.* 77.1 (Apr. 2005). arXiv: cond-mat/0409292, pp. 259–315. DOI: [10.1103/RevModPhys.77.259](https://doi.org/10.1103/RevModPhys.77.259) (cited on page 26).

- [52] Ulrich Schollwöck. ‘The density-matrix renormalization group in the age of matrix product states’. In: *Annals of Physics* 326.1 (Jan. 2011), pp. 96–192. DOI: [10.1016/j.aop.2010.09.012](https://doi.org/10.1016/j.aop.2010.09.012) (cited on page 26).
- [53] F. Verstraete and J. I. Cirac. *Renormalization algorithms for Quantum-Many Body Systems in two and higher dimensions*. arXiv:cond-mat/0407066. July 2004 (cited on pages 26, 37).
- [54] G. Vidal. ‘Class of Quantum Many-Body States That Can Be Efficiently Simulated’. In: *Phys. Rev. Lett.* 101.11 (Sept. 2008). Publisher: American Physical Society, p. 110501. DOI: [10.1103/PhysRevLett.101.110501](https://doi.org/10.1103/PhysRevLett.101.110501) (cited on page 26).
- [55] L. Tagliacozzo, G. Evenbly, and G. Vidal. ‘Simulation of two-dimensional quantum systems using a tree tensor network that exploits the entropic area law’. In: *Phys. Rev. B* 80.23 (Dec. 2009), p. 235127. DOI: [10.1103/PhysRevB.80.235127](https://doi.org/10.1103/PhysRevB.80.235127) (cited on page 26).
- [56] G. Evenbly and G. Vidal. ‘Tensor network states and geometry’. In: *J Stat Phys* 145.4 (Nov. 2011). arXiv: 1106.1082, pp. 891–918. DOI: [10.1007/s10955-011-0237-4](https://doi.org/10.1007/s10955-011-0237-4) (cited on page 26).
- [57] Guifré Vidal. ‘Efficient Simulation of One-Dimensional Quantum Many-Body Systems’. In: *Phys. Rev. Lett.* 93.4 (July 2004). Publisher: American Physical Society, p. 040502. DOI: [10.1103/PhysRevLett.93.040502](https://doi.org/10.1103/PhysRevLett.93.040502) (cited on pages 26, 37).
- [58] Jutho Haegeman et al. ‘Time-Dependent Variational Principle for Quantum Lattices’. In: *Phys. Rev. Lett.* 107.7 (Aug. 2011), p. 070601. DOI: [10.1103/PhysRevLett.107.070601](https://doi.org/10.1103/PhysRevLett.107.070601) (cited on pages 26, 38).
- [59] Michael P. Zaletel et al. ‘Time-evolving a matrix product state with long-ranged interactions’. In: *Phys. Rev. B* 91.16 (Apr. 2015). Publisher: American Physical Society, p. 165112. DOI: [10.1103/PhysRevB.91.165112](https://doi.org/10.1103/PhysRevB.91.165112) (cited on pages 26, 37).
- [60] Sebastian Paeckel et al. ‘Time-evolution methods for matrix-product states’. en. In: *Annals of Physics* 411 (Dec. 2019), p. 167998. DOI: [10.1016/j.aop.2019.167998](https://doi.org/10.1016/j.aop.2019.167998) (cited on pages 26, 34, 37, 38, 40, 68).
- [61] David Poulin et al. ‘Quantum Simulation of Time-Dependent Hamiltonians and the Convenient Illusion of Hilbert Space’. In: *Phys. Rev. Lett.* 106.17 (Apr. 2011), p. 170501. DOI: [10.1103/PhysRevLett.106.170501](https://doi.org/10.1103/PhysRevLett.106.170501) (cited on page 27).
- [62] Mark Srednicki. ‘Entropy and area’. In: *Phys. Rev. Lett.* 71.5 (Aug. 1993), pp. 666–669. DOI: [10.1103/PhysRevLett.71.666](https://doi.org/10.1103/PhysRevLett.71.666) (cited on page 27).
- [63] G. Vidal et al. ‘Entanglement in Quantum Critical Phenomena’. In: *Phys. Rev. Lett.* 90.22 (June 2003), p. 227902. DOI: [10.1103/PhysRevLett.90.227902](https://doi.org/10.1103/PhysRevLett.90.227902) (cited on page 27).
- [64] Michael M. Wolf et al. ‘Area Laws in Quantum Systems: Mutual Information and Correlations’. In: *Phys. Rev. Lett.* 100.7 (Feb. 2008), p. 070502. DOI: [10.1103/PhysRevLett.100.070502](https://doi.org/10.1103/PhysRevLett.100.070502) (cited on page 27).
- [65] Frank Verstraete, Michael M. Wolf, and J. Ignacio Cirac. ‘Quantum computation and quantum-state engineering driven by dissipation’. In: *Nature Phys* 5.9 (Sept. 2009), pp. 633–636. DOI: [10.1038/nphys1342](https://doi.org/10.1038/nphys1342) (cited on pages 37, 92).
- [66] Masuo Suzuki. ‘Generalized Trotter’s formula and systematic approximants of exponential operators and inner derivations with applications to many-body problems’. In: *Commun.Math. Phys.* 51 (June 1976), pp. 183–190. DOI: [10.1007/BF01609348](https://doi.org/10.1007/BF01609348) (cited on page 37).
- [67] Yousef Saad. *Iterative Methods for Sparse Linear Systems*. Other Titles in Applied Mathematics. Society for Industrial and Applied Mathematics, Jan. 2003 (cited on page 38).
- [68] P. A. M. Dirac. ‘Note on Exchange Phenomena in the Thomas Atom’. In: *Mathematical Proceedings of the Cambridge Philosophical Society* 26.3 (July 1930). Publisher: Cambridge University Press, pp. 376–385. DOI: [10.1017/S0305004100016108](https://doi.org/10.1017/S0305004100016108) (cited on page 38).
- [69] Yakov Frenkel. *Wave mechanics, advanced general theory*. Vol. 1. Oxford, 1934 (cited on page 38).
- [70] Jutho Haegeman et al. ‘Unifying time evolution and optimization with matrix product states’. In: *Phys. Rev. B* 94.16 (Oct. 2016), p. 165116. DOI: [10.1103/PhysRevB.94.165116](https://doi.org/10.1103/PhysRevB.94.165116) (cited on pages 38, 39).

- [71] A. Raab. ‘On the Dirac–Frenkel/McLachlan variational principle’. In: *Chemical Physics Letters* 319.5 (Mar. 2000), pp. 674–678. DOI: [10.1016/S0009-2614\(00\)00200-1](https://doi.org/10.1016/S0009-2614(00)00200-1) (cited on page 38).
- [72] Angus J. Dunnett and Alex W. Chin. ‘Efficient bond-adaptive approach for finite-temperature open quantum dynamics using the one-site time-dependent variational principle for matrix product states’. In: *Phys. Rev. B* 104.21 (Dec. 2021), p. 214302. DOI: [10.1103/PhysRevB.104.214302](https://doi.org/10.1103/PhysRevB.104.214302) (cited on pages 40, 61, 62, 68).
- [73] Alex W. Chin et al. ‘Exact mapping between system-reservoir quantum models and semi-infinite discrete chains using orthogonal polynomials’. en. In: *Journal of Mathematical Physics* 51.9 (Sept. 2010). arXiv: 1006.4507, p. 092109. DOI: [10.1063/1.3490188](https://doi.org/10.1063/1.3490188) (cited on pages 43, 45).
- [74] M. P. Woods, M. Cramer, and M. B. Plenio. ‘Simulating Bosonic Baths with Error Bars’. In: *Phys. Rev. Lett.* 115.13 (Sept. 2015), p. 130401. DOI: [10.1103/PhysRevLett.115.130401](https://doi.org/10.1103/PhysRevLett.115.130401) (cited on pages 43, 47).
- [75] Walter Gautschi. ‘Algorithm 726: ORTHPOL—a package of routines for generating orthogonal polynomials and Gauss-type quadrature rules’. In: *ACM Trans. Math. Softw.* 20.1 (Mar. 1994), pp. 21–62. DOI: [10.1145/174603.174605](https://doi.org/10.1145/174603.174605) (cited on page 45).
- [76] Angus Dunnett and Thibaut Lacroix. *MPSDynamics*. July 2021. DOI: [10.5281/zenodo.5106435](https://doi.org/10.5281/zenodo.5106435). (Visited on 01/18/2022) (cited on pages 45, 69).
- [77] F. Verstraete, J. J. García-Ripoll, and J. I. Cirac. ‘Matrix Product Density Operators: Simulation of Finite-Temperature and Dissipative Systems’. In: *Phys. Rev. Lett.* 93.20 (Nov. 2004), p. 207204. DOI: [10.1103/PhysRevLett.93.207204](https://doi.org/10.1103/PhysRevLett.93.207204) (cited on page 47).
- [78] D. Tamascelli et al. ‘Efficient Simulation of Finite-Temperature Open Quantum Systems’. In: *Phys. Rev. Lett.* 123.9 (Aug. 2019), p. 090402. DOI: [10.1103/PhysRevLett.123.090402](https://doi.org/10.1103/PhysRevLett.123.090402) (cited on pages 48, 49, 58, 86).
- [79] Angus J. Dunnett and Alex W. Chin. ‘Simulating Quantum Vibronic Dynamics at Finite Temperatures With Many Body Wave Functions at 0 K’. In: *Front. Chem.* 8 (2021). Publisher: Frontiers. DOI: [10.3389/fchem.2020.600731](https://doi.org/10.3389/fchem.2020.600731) (cited on page 49).
- [80] Yasushi Takahashi and Hiroomi Umezawa. ‘Thermo field dynamics’. In: *Int. J. Mod. Phys. B* 10.13n14 (June 1996). Publisher: World Scientific Publishing Co., pp. 1755–1805. DOI: [10.1142/S0217979296000817](https://doi.org/10.1142/S0217979296000817) (cited on page 56).
- [81] Maxim F. Gelin and Raffaele Borrelli. ‘Thermal Schrödinger Equation: Efficient Tool for Simulation of Many-Body Quantum Dynamics at Finite Temperature’. In: *Annalen der Physik* 529.12 (2017), p. 1700200. DOI: [10.1002/andp.201700200](https://doi.org/10.1002/andp.201700200) (cited on page 56).
- [82] Florian A. Y. N. Schröder et al. ‘Tensor network simulation of multi-environmental open quantum dynamics via machine learning and entanglement renormalisation’. In: *Nat Commun* 10.1 (Mar. 2019). Number: 1 Publisher: Nature Publishing Group, p. 1062. DOI: [10.1038/s41467-019-09039-7](https://doi.org/10.1038/s41467-019-09039-7) (cited on page 59).
- [83] Angus J. Dunnett et al. ‘Influence of non-adiabatic effects on linear absorption spectra in the condensed phase: Methylene blue’. In: *J. Chem. Phys.* 155 (Oct. 2021). arXiv:2107.06587 [physics, physics:quant-ph], p. 144112. DOI: [10.1063/5.0062950](https://doi.org/10.1063/5.0062950) (cited on pages 59, 107).
- [84] G. Vidal. ‘Entanglement Renormalization’. In: *Phys. Rev. Lett.* 99.22 (Nov. 2007), p. 220405. DOI: [10.1103/PhysRevLett.99.220405](https://doi.org/10.1103/PhysRevLett.99.220405) (cited on page 59).
- [85] Weitang Li et al. ‘On the fly swapping algorithm for ordering of degrees of freedom in density matrix renormalization group’. In: *J. Phys.: Condens. Matter* 34.25 (June 2022), p. 254003. DOI: [10.1088/1361-648X/ac640e](https://doi.org/10.1088/1361-648X/ac640e) (cited on page 60).
- [86] Lucas Kohn and Giuseppe E. Santoro. ‘Efficient mapping for Anderson impurity problems with matrix product states’. In: *Phys. Rev. B* 104.1 (July 2021), p. 014303. DOI: [10.1103/PhysRevB.104.014303](https://doi.org/10.1103/PhysRevB.104.014303) (cited on pages 60, 62).

- [87] Lucas Kohn and Giuseppe E Santoro. ‘Quench dynamics of the Anderson impurity model at finite temperature using matrix product states: entanglement and bath dynamics’. In: *J. Stat. Mech.* 2022.6 (June 2022), p. 063102. DOI: [10.1088/1742-5468/ac729b](https://doi.org/10.1088/1742-5468/ac729b) (cited on pages 60, 61).
- [88] Gerald E. Fux et al. *Thermalization of a spin chain strongly coupled to its environment*. arXiv:2201.05529 [cond-mat, physics:quant-ph]. Jan. 2022. DOI: [10.48550/arXiv.2201.05529](https://doi.org/10.48550/arXiv.2201.05529) (cited on page 61).
- [89] Dominic Gribben et al. ‘Exact dynamics of non-additive environments in non-Markovian open quantum systems’. In: *PRX Quantum* 3.1 (Feb. 2022). arXiv:2109.08442 [quant-ph], p. 010321. DOI: [10.1103/PRXQuantum.3.010321](https://doi.org/10.1103/PRXQuantum.3.010321) (cited on page 61).
- [90] A. W. Chin et al. ‘The role of non-equilibrium vibrational structures in electronic coherence and recoherence in pigment–protein complexes’. In: *Nature Phys* 9.2 (Feb. 2013). Number: 2 Publisher: Nature Publishing Group, pp. 113–118. DOI: [10.1038/nphys2515](https://doi.org/10.1038/nphys2515) (cited on page 75).
- [91] Christoph Kreisbeck and Tobias Kramer. ‘Long-Lived Electronic Coherence in Dissipative Exciton Dynamics of Light-Harvesting Complexes’. In: *J. Phys. Chem. Lett.* 3.19 (Oct. 2012). Publisher: American Chemical Society, pp. 2828–2833. DOI: [10.1021/jz3012029](https://doi.org/10.1021/jz3012029) (cited on page 75).
- [92] Frank Müh and Athina Zouni. ‘The nonheme iron in photosystem II’. In: *Photosynth Res* 116.2-3 (Oct. 2013), pp. 295–314. DOI: [10.1007/s11120-013-9926-y](https://doi.org/10.1007/s11120-013-9926-y) (cited on pages 76, 92, 93).
- [93] Olga Bozovic et al. ‘Real-time observation of ligand-induced allosteric transitions in a PDZ domain’. In: *Proceedings of the National Academy of Sciences* 117.42 (Oct. 2020). Publisher: Proceedings of the National Academy of Sciences, pp. 26031–26039. DOI: [10.1073/pnas.2012999117](https://doi.org/10.1073/pnas.2012999117) (cited on page 76).
- [94] Jingjing Guo and Huan-Xiang Zhou. ‘Protein Allostery and Conformational Dynamics’. In: *Chem. Rev.* 116.11 (June 2016). Publisher: American Chemical Society, pp. 6503–6515. DOI: [10.1021/acs.chemrev.5b00590](https://doi.org/10.1021/acs.chemrev.5b00590) (cited on page 76).
- [95] Harold Ollivier, David Poulin, and Wojciech H. Zurek. ‘Environment as a witness: Selective proliferation of information and emergence of objectivity in a quantum universe’. In: *Phys. Rev. A* 72.4 (Oct. 2005), p. 042113. DOI: [10.1103/PhysRevA.72.042113](https://doi.org/10.1103/PhysRevA.72.042113) (cited on page 85).
- [96] Dario Tamascelli. ‘Excitation Dynamics in Chain-Mapped Environments’. In: *Entropy* 22.11 (Nov. 2020). Number: 11 Publisher: Multidisciplinary Digital Publishing Institute, p. 1320. DOI: [10.3390/e22111320](https://doi.org/10.3390/e22111320) (cited on page 87).
- [97] *Quantum Computation and Quantum Information: 10th Anniversary Edition*. ISBN: 9780511976667 Publisher: Cambridge University Press. Dec. 2010 (cited on page 91).
- [98] Pascal Degiovanni et al. *Physique quantique, information et calcul - Des concepts aux applications*. 1st. Savoirs Actuels. EDP Sciences, Jan. 2020 (cited on page 91).
- [99] Masahito Hayashi. *Quantum Information*. 1st ed. Springer Berlin Heidelberg, 2006 (cited on page 91).
- [100] Gilbert Grynberg, Alain Aspect, and Claude Fabre. *Introduction to Quantum Optics: From the Semi-classical Approach to Quantized Light*. Cambridge: Cambridge University Press, 2010 (cited on page 91).
- [101] Pieter Kok and Brendon W. Lovett. *Introduction to Optical Quantum Information Processing*. Cambridge: Cambridge University Press, 2010 (cited on page 91).
- [102] Markus Aspelmeyer, Tobias J. Kippenberg, and Florian Marquardt, eds. *Cavity Optomechanics: Nano- and Micromechanical Resonators Interacting with Light*. Berlin, Heidelberg: Springer Berlin Heidelberg, 2014 (cited on page 91).
- [103] Hamidreza Esmailpour et al. ‘Hot carrier relaxation and inhibited thermalization in superlattice heterostructures: The potential for phonon management’. In: *Applied Physics Letters* 118.21 (2021), p. 213902 (cited on page 91).
- [104] Masoud Mohseni et al. ‘Environment-assisted quantum walks in photosynthetic energy transfer’. In: *The Journal of Chemical Physics* 129.17 (Nov. 2008), p. 174106. DOI: [10.1063/1.3002335](https://doi.org/10.1063/1.3002335) (cited on page 92).

- [105] M B Plenio and S F Huelga. 'Dephasing-assisted transport: quantum networks and biomolecules'. In: *New J. Phys.* 10.11 (Nov. 2008), p. 113019. DOI: [10.1088/1367-2630/10/11/113019](https://doi.org/10.1088/1367-2630/10/11/113019) (cited on page 92).
- [106] F. Caruso et al. 'Highly efficient energy excitation transfer in light-harvesting complexes: The fundamental role of noise-assisted transport'. In: *J. Chem. Phys.* 131.10 (2009), p. 105106. DOI: [10.1063/1.3223548](https://doi.org/10.1063/1.3223548) (cited on page 92).
- [107] Melina Wertnik et al. 'Optimizing co-operative multi-environment dynamics in a dark-state-enhanced photosynthetic heat engine'. In: *The Journal of chemical physics* 149.8 (2018), p. 084112 (cited on page 92).
- [108] Srijon Ghosh et al. 'Fast charging of a quantum battery assisted by noise'. In: *Physical Review A* 104.3 (2021), p. 032207 (cited on page 92).
- [109] Anton Potočnik et al. 'Studying light-harvesting models with superconducting circuits'. In: *Nature communications* 9.1 (2018), pp. 1–7 (cited on page 92).
- [110] Christine Maier et al. 'Environment-assisted quantum transport in a 10-qubit network'. In: *Physical Review Letters* 122.5 (2019), p. 050501 (cited on page 92).
- [111] Jack Hansom et al. 'Environment-assisted quantum control of a solid-state spin via coherent dark states'. In: *Nature Physics* 10.10 (2014), pp. 725–730 (cited on page 92).
- [112] Ronnie Kosloff. 'Quantum thermodynamics and open-systems modeling'. In: *The Journal of chemical physics* 150.20 (2019), p. 204105 (cited on page 92).
- [113] Sebastian Deffner and Steve Campbell. *Quantum Thermodynamics*. Morgan & Claypool, July 2019 (cited on pages 92, 97).
- [114] A. Bermudez, T. Schaetz, and M. B. Plenio. 'Dissipation-Assisted Quantum Information Processing with Trapped Ions'. In: *Phys. Rev. Lett.* 110.11 (Mar. 2013), p. 110502. DOI: [10.1103/PhysRevLett.110.110502](https://doi.org/10.1103/PhysRevLett.110.110502) (cited on page 92).
- [115] S. Gröblacher et al. 'Observation of non-Markovian micromechanical Brownian motion'. In: *Nat Commun* 6.1 (Nov. 2015), p. 7606. DOI: [10.1038/ncomms8606](https://doi.org/10.1038/ncomms8606) (cited on page 92).
- [116] C-F Li, G-C Guo, and J Piilo. 'Non-Markovian quantum dynamics: What is it good for?' In: *EPL (Europhysics Letters)* 128.3 (2020), p. 30001 (cited on page 92).
- [117] Bi-Heng Liu et al. 'Experimental control of the transition from Markovian to non-Markovian dynamics of open quantum systems'. In: *Nature Physics* 7.12 (2011), pp. 931–934 (cited on page 92).
- [118] Deepak Khurana, Bijay Kumar Agarwalla, and TS Mahesh. 'Experimental emulation of quantum non-Markovian dynamics and coherence protection in the presence of information backflow'. In: *Physical Review A* 99.2 (2019), p. 022107 (cited on page 92).
- [119] Kristian Høeg Madsen et al. 'Observation of non-Markovian dynamics of a single quantum dot in a micropillar cavity'. In: *Physical review letters* 106.23 (2011), p. 233601 (cited on page 92).
- [120] Mohan Sarovar et al. 'Detecting crosstalk errors in quantum information processors'. In: *Quantum* 4 (Sept. 2020). arXiv:1908.09855 [quant-ph], p. 321. DOI: [10.22331/q-2020-09-11-321](https://doi.org/10.22331/q-2020-09-11-321) (cited on page 92).
- [121] Raj Pandya et al. 'Optical Projection and Spatial Separation of Spin-Entangled Triplet Pairs from the S1 (21 Ag-) State of Pi-Conjugated Systems'. In: *Chem* 6.10 (2020), pp. 2826–2851 (cited on page 93).
- [122] Ángel Rivas, Susana F Huelga, and Martin B Plenio. 'Quantum non-Markovianity: characterization, quantification and detection'. In: *Rep. Prog. Phys.* 77.9 (Sept. 2014), p. 094001. DOI: [10.1088/0034-4885/77/9/094001](https://doi.org/10.1088/0034-4885/77/9/094001) (cited on page 92).
- [123] Inés De Vega and Daniel Alonso. 'Dynamics of non-Markovian open quantum systems'. In: *Reviews of Modern Physics* 89.1 (2017), p. 015001 (cited on page 92).

- [124] Jonathon L. Yuly, Peng Zhang, and David N. Beratan. 'Energy transduction by reversible electron bifurcation'. In: *Current Opinion in Electrochemistry* 29 (Oct. 2021), p. 100767. DOI: [10.1016/j.coelec.2021.100767](https://doi.org/10.1016/j.coelec.2021.100767) (cited on pages 92, 107).
- [125] Marten L Chaillet et al. 'Static Disorder in Excitation Energies of the Fenna–Matthews–Olson Protein: Structure–Based Theory Meets Experiment'. In: *J. Phys. Chem. Lett.* 11.24 (2020), pp. 10306–10314 (cited on page 92).
- [126] Vincent Fourmond et al. 'Understanding and Design of Bidirectional and Reversible Catalysts of Multielectron, Multistep Reactions'. In: *J. Am. Chem. Soc.* 141.28 (July 2019). Publisher: American Chemical Society, pp. 11269–11285. DOI: [10.1021/jacs.9b04854](https://doi.org/10.1021/jacs.9b04854) (cited on page 92).
- [127] Miloš Đokić and Han Sen Soo. 'Artificial photosynthesis by light absorption, charge separation, and multielectron catalysis'. In: *Chem. Commun.* 54.50 (June 2018). Publisher: The Royal Society of Chemistry, pp. 6554–6572. DOI: [10.1039/C8CC02156B](https://doi.org/10.1039/C8CC02156B) (cited on page 92).
- [128] Rui Wang et al. 'Gate tunable hole charge qubit formed in a Ge/Si nanowire double quantum dot coupled to microwave photons'. In: *Nano Letters* 19.2 (2019), pp. 1052–1060 (cited on page 93).
- [129] O. Arcizet et al. 'A single nitrogen-vacancy defect coupled to a nanomechanical oscillator'. In: *Nature Phys* 7.11 (Nov. 2011), pp. 879–883. DOI: [10.1038/nphys2070](https://doi.org/10.1038/nphys2070) (cited on page 94).
- [130] I. Yeo et al. 'Strain-mediated coupling in a quantum dot–mechanical oscillator hybrid system'. In: *Nature Nanotech* 9.2 (Feb. 2014), pp. 106–110. DOI: [10.1038/nnano.2013.274](https://doi.org/10.1038/nnano.2013.274) (cited on page 94).
- [131] Philipp Treutlein et al. 'Hybrid Mechanical Systems'. In: *Cavity Optomechanics: Nano- and Micromechanical Resonators Interacting with Light*. Ed. by Markus Aspelmeyer, Tobias J. Kippenberg, and Florian Marquardt. Quantum Science and Technology. Berlin, Heidelberg: Springer, 2014, pp. 327–351. DOI: [10.1007/978-3-642-55312-7_14](https://doi.org/10.1007/978-3-642-55312-7_14) (cited on page 94).
- [132] Anna Köhler and Bässler Heinz. *Electronic Processes in Organic Semiconductors: An Introduction*. Wiley, Mar. 2015 (cited on page 94).
- [133] Jacques Monod, Jean-Pierre Changeux, and François Jacob. 'Allosteric proteins and cellular control systems'. In: *Journal of Molecular Biology* 6.4 (Apr. 1963), pp. 306–329. DOI: [10.1016/S0022-2836\(63\)80091-1](https://doi.org/10.1016/S0022-2836(63)80091-1) (cited on page 105).
- [134] Jean-Pierre Changeux. '50th anniversary of the word “allosteric”'. In: *Protein Science* 20.7 (2011). _eprint: <https://onlinelibrary.wiley.com/doi/pdf/10.1002/pro.658>, pp. 1119–1124. DOI: [10.1002/pro.658](https://doi.org/10.1002/pro.658) (cited on pages 105, 107).
- [135] Jin Liu and Ruth Nussinov. 'Allostery: An Overview of Its History, Concepts, Methods, and Applications'. In: *PLoS Comput Biol* 12.6 (June 2016). DOI: [10.1371/journal.pcbi.1004966](https://doi.org/10.1371/journal.pcbi.1004966) (cited on pages 105, 107).
- [136] Chung-Jung Tsai and Ruth Nussinov. 'A Unified View of “How Allostery Works”'. In: *PLoS Comput Biol* 10.2 (Feb. 2014). Ed. by Dennis R. Livesay, e1003394. DOI: [10.1371/journal.pcbi.1003394](https://doi.org/10.1371/journal.pcbi.1003394) (cited on page 105).
- [137] David M. Leitner, Changbong Hyeon, and Korey M. Reid. 'Water-mediated biomolecular dynamics and allostery'. In: *J. Chem. Phys.* 152.24 (June 2020). Publisher: American Institute of Physics, p. 240901. DOI: [10.1063/5.0011392](https://doi.org/10.1063/5.0011392) (cited on page 105).
- [138] Holger Flechsig. 'Design of Elastic Networks with Evolutionary Optimized Long-Range Communication as Mechanical Models of Allosteric Proteins'. In: *Biophysical Journal* 113.3 (Aug. 2017), pp. 558–571. DOI: [10.1016/j.bpj.2017.06.043](https://doi.org/10.1016/j.bpj.2017.06.043) (cited on page 105).
- [139] Jason W. Rocks et al. 'Designing allostery-inspired response in mechanical networks'. In: *Proceedings of the National Academy of Sciences* 114.10 (Feb. 2017), pp. 2520–2525. DOI: [10.1073/pnas.1612139114](https://doi.org/10.1073/pnas.1612139114). (Visited on 05/10/2022) (cited on page 105).
- [140] Samuel Hertig, Naomi R. Latorraca, and Ron O. Dror. 'Revealing Atomic-Level Mechanisms of Protein Allostery with Molecular Dynamics Simulations'. In: *PLoS Comput Biol* 12.6 (June 2016). Ed. by Jin Liu, e1004746. DOI: [10.1371/journal.pcbi.1004746](https://doi.org/10.1371/journal.pcbi.1004746) (cited on page 105).

- [141] Hesam N. Motlagh et al. 'The ensemble nature of allostery'. en. In: *Nature* 508.7496 (Apr. 2014), pp. 331–339. DOI: [10.1038/nature13001](https://doi.org/10.1038/nature13001) (cited on page 105).
- [142] Vincent J. Hilser, James O. Wrabl, and Hesam N. Motlagh. 'Structural and Energetic Basis of Allostery'. In: *Annu. Rev. Biophys.* 41.1 (June 2012), pp. 585–609. DOI: [10.1146/annurev-biophys-050511-102319](https://doi.org/10.1146/annurev-biophys-050511-102319) (cited on pages 105, 107).
- [143] Shoshana J. Wodak et al. 'Allostery in Its Many Disguises: From Theory to Applications'. In: *Structure* 27.4 (2019), pp. 566–578. DOI: [10.1016/j.str.2019.01.003](https://doi.org/10.1016/j.str.2019.01.003) (cited on page 105).
- [144] Jacques Monod. *Le Hasard et la Nécessité. Essai sur la philosophie naturelle de la biologie moderne*. Sciences humaines. Seuil, Oct. 1970 (cited on page 105).
- [145] Giulio Chiribella et al. 'Quantum computations without definite causal structure'. In: *Phys. Rev. A* 88 (2 Aug. 2013), p. 022318. DOI: [10.1103/PhysRevA.88.022318](https://doi.org/10.1103/PhysRevA.88.022318) (cited on page 107).
- [146] Ognjan Oreshkov, Fabio Costa, and Āaslav Brukner. 'Quantum correlations with no causal order'. In: *Nat Commun* 3.1 (Oct. 2012). Number: 1 Publisher: Nature Publishing Group, p. 1092. DOI: [10.1038/ncomms2076](https://doi.org/10.1038/ncomms2076) (cited on page 107).
- [147] Thomas Renger et al. 'Normal mode analysis of the spectral density of the Fenna–Matthews–Olson light-harvesting protein: how the protein dissipates the excess energy of excitons'. In: *J. Phys. Chem. B* 116.50 (2012), pp. 14565–14580 (cited on page 107).
- [148] Sarah E Morgan, Daniel J Cole, and Alex W Chin. 'Nonlinear network model analysis of vibrational energy transfer and localisation in the Fenna-Matthews-Olson complex'. In: *Sci. Rep.* 6.1 (2016), pp. 1–10 (cited on page 107).
- [149] David M. Leitner. 'Vibrational Energy Transfer in Helices'. In: *Phys. Rev. Lett.* 87.18 (Oct. 2001), p. 188102. DOI: [10.1103/PhysRevLett.87.188102](https://doi.org/10.1103/PhysRevLett.87.188102) (cited on page 107).