



Contribution to the organization of ground handling management at airports

Salma Fitouri Trabelsi

► To cite this version:

Salma Fitouri Trabelsi. Contribution to the organization of ground handling management at airports. Other. Institut National Polytechnique de Toulouse - INPT, 2013. English. NNT : 2013INPT0118 . tel-04301476v2

HAL Id: tel-04301476

<https://theses.hal.science/tel-04301476v2>

Submitted on 23 Nov 2023

HAL is a multi-disciplinary open access archive for the deposit and dissemination of scientific research documents, whether they are published or not. The documents may come from teaching and research institutions in France or abroad, or from public or private research centers.

L'archive ouverte pluridisciplinaire **HAL**, est destinée au dépôt et à la diffusion de documents scientifiques de niveau recherche, publiés ou non, émanant des établissements d'enseignement et de recherche français ou étrangers, des laboratoires publics ou privés.



Université
de Toulouse

THÈSE

En vue de l'obtention du

DOCTORAT DE L'UNIVERSITÉ DE TOULOUSE

Délivré par :

Institut National Polytechnique de Toulouse (INP Toulouse)

Discipline ou spécialité :

Systèmes Industriels

Présentée et soutenue par :

Mme SALMA FITOURI TRABELSI

le mardi 26 novembre 2013

Titre :

CONTRIBUTION A L'ORGANISATION DES OPERATIONS D'ESCALE
DANS UNE PLATEFORME AEROPORTUAIRE.

Ecole doctorale :

Systèmes (Systèmes)

Unité de recherche :

Ecole Nationale d'Aviation Civile (ENAC)

Directeur(s) de Thèse :

MME CATHERINE MANCEL

M. FELIX MORA-CAMINO

Rapporteurs :

M. CARLOS ALBERTO NUNES CONSENZA, UNIVERSITE FEDERALE DE RIO DE JANEIRO

M. WALID EL MOUDANI, UNIVERSITY EL KOBBEH

Membre(s) du jury :

M. PHILIPPE MARTHON, INP TOULOUSE, Président

M. BATATIA HADJ, INP TOULOUSE, Membre

M. FELIX MORA-CAMINO, LAAS TOULOUSE, Membre

M. JOSÉ LUIS MOURA BERODIA, UNIVERSIDAD DE CANTABRIA, Membre

Mme CATHERINE MANCEL, ECOLE NATIONALE DE L'AVIATION CIVILE, Membre

M. SERIGNE GUEYE, UNIVERSITE D'AVIGNON, Membre

Acknowledgements

This doctoral research was prepared within MAIAA laboratory of Air Transport department at ENAC.

I would like to express my deepest gratitude to my thesis supervisor Professor Félix Mora-Camino for his continuous guidance and support throughout the research. His encouragement and advice led me to the right path and are greatly appreciated.

I would like also to thank all the members of my jury, especially Professor Carlos Alberto Nunes COSENZA from the Federal University of Rio de Janeiro and Professor Walid EL MOUDANI from the Faculty of Business of the Lebanese University their acceptance to review my thesis dissertation. Also, I would like to thank Professor Philippe MARTHON for his acceptance to chair the jury of my PhD thesis.

My heartfelt appreciation also goes to the friends and colleagues at the Automation Research Group of MAIAA laboratory.

I would also like to extend my deepest gratitude to my family for their unconditional love and support.

I am also grateful to everyone who, in one way or another, has helped me get through these years.

“To my father’s soul...

To my mother, to my sister...

To all my family, to all my friend...”

Abstract

The increase of the world air traffic growth of the last decades has generated a permanent challenge for civil aviation authorities, airlines and airports to supply sufficient capacity to provide a safe transportation service with acceptable quality standards. New traffic management practices, such as A-CDM, based on multi-agent and collaborative decision making concepts have been introduced at airports. However, within the turnaround process of aircraft at airports, ground handling management of aircraft has not been developed specifically in the A-CDM approach, even if it has an important role in the fluidity of aircraft operations at airports.

The main objective of this thesis dissertation is to contribute to the organisation of the ground handling management at airports. It consists to provide a structure organize the ground handling management compatible with the A -CDM concept. The proposed structure introduces a ground handling coordinator (GHC) which is considered as an interface for communication between the partners of the A -CDM and the different ground handling managers (GHM). This hierarchical structure allows sharing information with partners in the A -CDM on the one side and on the other side, interacting with ground handling managers (GHM). Decision making processes based on heuristics have been developed at each level of the proposed organization and have been also evaluated in the case of nominal conditions and in the case of the presence of major disruptions.

Key words: airport management, ground handling operations, CDM, multi-agent system

Résumé

La croissance du trafic aérien a rendu critique l'opération de la gestion des plateformes aéroportuaires. Celle-ci fait appel à de nombreux acteurs (autorités aéroportuaires, compagnies aériennes, contrôle du trafic aérien, prestataires de services, ...). Le concept d'Airport Collaborative Decision Making (A-CDM) développé depuis une dizaine d'années est basé sur un partage d'informations opérationnelles en temps réel entre les différents acteurs de la plate-forme, permettant de prendre des décisions en commun pour rechercher une utilisation optimale, en toutes conditions, des capacités de l'aéroport. L'objectif principal de cette thèse est de contribuer à l'organisation de la gestion des opérations d'escale dans une plateforme aéroportuaire. Il s'agit de proposer une structure d'organisation de cette opération qui soit compatible avec l'approche A-CDM. La structure proposée introduit un coordinateur des opérations d'escale (GHC) qui joue le rôle d'interface de communication entre les partenaires de l'A-CDM et les différents gestionnaires des opérations d'escale (GHM). Cette structure hiérarchique permet d'une part de partager des informations avec les partenaires de l'A-CDM et d'autre part d'interagir avec les gestionnaires des opérations d'escale (GHM). Les processus de prise de décision basés sur des heuristiques ont été développés à chaque niveau de l'organisation proposée et sont évalués aussi bien dans le cas de conditions nominales que dans le cas de la présence de perturbations majeures.

Mots clé : gestion des aéroports, activités d'assistance en escale, CDM, systèmes multi-agents

Contents

GENERAL INTRODUCTION	1
1. CHAPTER 1 THE GROUND HANDLING PROCESS AT AIRPORTS	7
1.1. Introduction	9
1.2. Identification of ground handling	9
1.3. Position of ground handling in airport system operations	11
1.4. Detailed analysis of the main ground handling processes	14
1.4.1. The passenger boarding/de-boarding processes	14
1.4.2. The luggage loading/unloading processes	15
1.4.3. The cleaning process	15
1.4.4. The catering process	16
1.4.5. The fuelling process	17
1.4.6. Potable water supply and sanitation process	18
1.4.7. The de-icing process	19
1.4.8. Push-back	20
1.5. Ground handling as a complex multi-activity process	20
1.5.1. Examples of ground handling processes	21
1.5.2. The temporal dimension of Ground Handling	23
1.5.3. Critical path analysis of ground handling process	28
1.6. Conclusion	30
2. CHAPTER 2 ANALYSIS OF THE ORGANIZATION OF GROUND HANDLING MANAGEMENT AT MAJOR AIRPORTS	31
2.1. Introduction	33
2.2. The ground handling stakeholders	33
2.2.1. Airports, airlines and ground handling operators	34

2.2.2.	The current situation with respect to Ground Handling.....	38
2.3.	The importance of managing ground handling.....	40
2.3.1.	Ground handling costs.....	40
2.3.2.	Costs of Ground Delays for Airlines.....	42
2.4.	Time Scales for Ground Handling Management.....	45
2.4.1.	Strategic planning for ground handling.....	46
2.4.2.	Tactical planning for ground handling.....	46
2.4.3.	Operational planning for ground handling.....	47
2.4.4.	Real-time management for ground handling.....	47
2.5.	Conclusion.....	48
3.	CHAPTER 3 Optimization Approaches for Ground Handling Operations: An Overview	49
3.1.	Introduction	51
3.2.	Management of an airside passenger bus fleet.....	52
3.2.1.	Problem definition.....	52
3.2.2.	Problem class.....	52
3.2.3.	Problem formulation	53
3.2.4.	Solution approaches and comparative results	54
3.3.	Management of fuelling trucks at airside	54
3.3.1.	Problem definition.....	54
3.3.2.	Problem classification	55
3.3.3.	Mathematical formulation.....	55
3.3.4.	Solution approach.....	56
3.3.5.	Achieved performances.....	57
3.4.	Management of a connecting baggage fleet	57
3.4.1.	Problem definition.....	57
3.4.2.	Class of problem.....	58

3.4.3.	Mathematical formulation	59
3.4.4.	Proposed solution approach	61
3.4.5.	Obtained results	62
3.5.	Management of a de-icing fleet	62
3.5.1.	Problem description	62
3.5.2.	Current studies	63
3.5.3.	Mathematical formulation	64
3.5.4.	Solution approach and results	66
3.6.	Management of catering fleets	66
3.6.1.	Problem description	66
3.6.2.	Mathematical formulation	66
3.7.	Global approaches	70
3.7.1.	A Centralized Approach for the Ground Handling Assignment Problem	70
3.7.2.	Decentralized Approaches of the Global Ground Handling Assignment Problem	74
3.8.	Analysis and conclusion	75
4.	CHAPTER 4 A GLOBAL ORGANIZATION OF GROUND HANDLING MANAGEMENT	77
4.1.	Introduction	79
4.2.	A-CDM and ground handling management	79
4.2.1.	The A-CDM concept	79
4.2.2.	Operational principles of CDM	81
4.2.3.	Ground handling and CDM	81
4.3.	Introducing an Airport Ground Handling Coordinator	82
4.3.1.	Ground handling milestones monitoring by GHC	84
4.3.2.	Ground Handling Coordination	86
4.4.	Global planning of ground handling resources	88

4.5.	Decentralized ground handling management	92
4.5.1.	Local ground handling management	92
4.5.2.	Coordination level of ground handling management	94
4.6.	Petri Net representation of proposed ground handling organization and operation ..	95
4.6.1.	Ground handling units	96
4.6.2.	Ground handling manager	99
4.6.3.	Ground handling coordinator	100
4.7.	Conclusion	102
5.	CHAPTER 5 DECISION MAKING PROCESSES FOR THE PROPOSED GLOBAL APPROACH	103
5.1.	Introduction	105
5.2.	The Central Planner Problem	105
5.2.1.	Adopted notations	106
5.2.2.	Tentative problem formulation	107
5.2.3.	Analysis and solution process	111
5.2.4.	Numerical application	112
5.2.5.	The proposed GHC heuristic	115
5.3.	Decentralized fleet management	116
5.3.1.	Classes of fleet management problems	116
5.3.2.	Adopted notations	116
5.3.3.	Formulation of the GHFAS problem (C1 case)	117
5.3.4.	Formulation of the GHFAS problem (C2 case)	118
5.4.	On line Ground Handling Fleet Assignment (GHFA) problem at the level of each GHM	119
5.4.1.	Ground Handling Fleet Coordination	119
5.4.2.	Proposed heuristics for on-line GHFA	119
5.5.	Case study	121
5.5.1.	Airport and ground handling characteristics	121

5.5.2.	Implementing the hierarchical approach	122
5.5.3.	Implementing the global planning of ground handling resources	122
5.5.4.	Implementing the heuristics for on-line GHFA	125
5.6.	Conclusion	127
6.	CHAPTER 6 GROUND HANDLING MANAGEMENT UNDER DISRUPTION	129
6.1.	Introduction	131
6.2.	Airport Disruption	131
6.2.1.	Definition of airport disruption	131
6.2.2.	Consequences of airport disruption	132
6.2.3.	Sources of airport disruption	132
6.3.	Ground Handling Management Objectives and Operation under Airport Disruption ..	133
6.3.1.	Ground handling management objectives under airport disruption	133
6.3.2.	A proposal for ground handling management under airport disruption	134
6.3.3.	Operational uncertainty during airport disruption	136
6.4.1.	Some elements about fuzzy dual numbers	139
6.4.2.	Fuzzy dual delays and durations	141
6.5.	Ranking Flight under Disruption with Uncertainty	142
6.6.	Ground Handling Fleets assignment to flights	145
6.7	Illustration of the proposed approach	146
6.8	Conclusion	149
	CONCLUSION AND PERSPECTIVES	151
	BIBLIOGRAPHIES	157
	ANNEX I	163
	ANNEX II	175
	ANNEX III	181
	ANNEX IV	189
	ANNEX V	199

ANNEX VI.....	205
---------------	-----

List of Figures

CHAPTER 1

Figure 1. 1: Localization of ground handling within the turnaround process	11
Figure 1. 2: Aircraft related operations at airports	12
Figure 1. 3: Different devices to handle passengers boarding and de-boarding processes	15
Figure 1. 4: Luggage loading/unloading processes	15
Figure 1. 5: Luggage loading/unloading processes	16
Figure 1. 6: Catering process.....	17
Figure 1. 7: Different aircraft fuelling processes	18
Figure 1. 8: Sanitation process	18
Figure 1. 9: Potable water supply process.....	19
Figure 1. 10: On-going de-icing process	20
Figure 1. 11: Push- back process.....	20
Figure 1. 12: Aircraft servicing arrangement – Typical handling operations Boeing 777-300ER [Boeing manual].....	21
Figure 1. 13: Ground handling process for a Boeing B737 [Boeing 737 Manuel]	22
Figure 1. 14: Ground handling process at Belgrad International Airport [Vidosavljević and al, 2010].....	22
Figure 1. 15: Ground handling process at Stockholm Airport [Norin and al 2008]	23
Figure 1. 16: Turnaround with loose ground handling activities	23
Figure 1. 17: Turnaround with tight ground handling activities	24
Figure 1. 18: Typical durations of handling operations Boeing 777-200 [Boeing B777 manual].....	26
Figure 1. 19: Typical durations of handling operations Airbus 330-300 [Airbus A330 manual]	27
Figure 1. 20: Candidate critical paths for ground handling process.....	29

CHAPTER 2

Figure 2. 1: Turnaround charges for an Airbus 320 at different airports 2013 [Zurich Airport, 2013].....	41
Figure 2. 2: Management timeline	46

CHAPTER 4

Figure 4. 1 :The airport partners involved in the A-CDM	80
Figure 4. 2 : Connection of A-CDM with Ground Handling	84
Figure 4. 3 : Example of the set of ground handling activities for an A320 at Stockholm airport	85
Figure 4. 4: Introducing a Ground Handling CDM.....	87
Figure 4. 5 : Planning of a safe level for ground handling resources.....	92
Figure 4. 6 : Three-levels organization of ground handling management	95
Figure 4. 7 : RdP representation of GHUi's operations	96
Figure 4. 8 : RdP representation of operations by a GHMj.....	100
Figure 4. 9 : RdP representation of operations by a GHC.....	101

CHAPTER 5

Figure 5. 2 : Vehicles routes.....	113
Figure 5. 1 : Structure and duration of the ground handling activities.....	113
Figure 5. 3 : 01 /08/2007 Palma de Mallorca Airport Aircraft hourly traffic	121
Figure 5. 4 : Hourly delays distribution resulting from the proposed heuristic	123
Figure 5. 5 : Nominal composition of ground handling fleets	123
Figure 5. 6: Number of the resources required for each ground handling activities each of period of time	125
Figure 5. 7 : Hourly delays distribution resulting from the proposed heuristic	126

CHAPTER 6

Figure 6. 1 : Ground handling management under disruption	137
Figure 6. 2 : Operational uncertainty during airport disruption	138
Figure 6. 3 : Representation of a fuzzy dual number	139
Figure 6. 4 : Examples of shapes fro fuzzy dual numbers	140
Figure 6. 5 : Example of inequalities (weak and strong) between fuzzy dual numbers.....	141
Figure 6. 6 : Examples of fuzzy equality between fuzzy dual numbers.....	141
Figure 6. 7 : Example of ground handling activities' sequencing.....	143
Figure 6. 8 : Illustration of the duration $\tilde{\Delta}_{ij}$	193
Figure 6. 9 : The hourly distribution of delayed aircraft at departure (Scenario 1)	148
Figure 6. 10 : The hourly distribution of delayed aircraft at departure (Scenario 2)	148

List of Tables

CHAPTER 1

Table1. 1: Scope of ground handling operations [Ashford and al. 2013]	13
Table1. 2: Minimal and maximal value for the ground handling process.....	30

CHAPTER 2

Table2. 1: Distribution of responsibilities for ground handling operations at 72 selected airports [Norman and al. 2013]	40
Table2. 2: Departure delay causes [Clarke and al, 2004].....	43

CHAPTER 5

Table5. 1 : The nominal arrival and departure schedules and the parking positions of aircraft..	113
Table5.2 : The assignment solution.....	114
Table5. 3 : Solution of hierarchical approach	122
Table5. 4: The unit time period of each ground handling operation results	124

CHAPTER 6

Table6. 1 : Effective arrivals and scheduled departures.....	146
Table6. 2: Statistical results for disruption scenarios.....	147

GENERAL INTRODUCTION

Along the last decades of worldwide growth of air traffic, the air transportation system (ATS) has been developing new improved operational procedures based on the up to date available information processing technology. This started as early as 1962, with for example, the creation of the AGIFORS (Airlines Group of IFORS) by main airlines using the first mainframe computers available in that epoch. Today in the Internet era, the operations of the Air Transportation System involve directly global actors (airports, airlines, air traffic control (ATC), air traffic management (ATM)) as well as local actors (ground handlers, local suppliers...) through interconnected information networks.

The management of airports plays an important role within this complex system since demand for air transportation is airport referenced (they are at the same time origin and destination for the flights) and many effectiveness indexes are based on events occurring at the airport and the corresponding statistics. Besides safety and security which are a priority issues and they provide the operational environment at airports, aircraft traffic delays at airports and more particularly flight departure delays, are also seen as permanent issues for airport management. Part from managing air traffic delays, safety and security, other main objectives of the traffic management at airports are the improvements of operational efficiency by reducing the aircraft delays, the optimization of airport resources to reduce costs and the increased predictability of effective flight departure times.

In fact, for many years now, flight delays are one of the most important problems in the air transportation sector. For instance, in 2007 19% of all European flights were late more than 15 minutes at departure [Fricke and al, 2009]. These recurrent delays resulted in a lower quality of service to passengers while airlines and airports were also affected with a loss of efficiency and consequently with a loss of incomes and while the environmental performance of the ATS is downgraded (increases fuel consumption and emissions of particles). If delays resulting from bad weather are mostly unavoidable, delays resulting from insufficient performance of traffic management at airport may be reduced by searching for new operational approaches aims at improving the overall airport performance.

Airport Collaborative Decision Making (CDM) [Eurocontrol, 2013] is a recent concept which creates a common ground for the different components of the ATS. This concept is based on an improved communication between the different actors of the airport (Air Traffic Control, Airport Authorities, and Airlines). CDM has already been applied to some major European airports where it has improved their performances and has received a good acceptance by the

different actors. However, within the turnaround process of aircraft at airports, ground handling management of aircraft has not been developed specifically in the CDM approach, even if it has an important role in the fluidity of the aircraft ground movements at airports.

The main objective of this PhD thesis is to contribute to the development of an efficient management organization of ground handling at airports which should be compatible with the CDM approach.

Ground handling addresses the many services required by a transportation aircraft while it is on the ground, parked at a terminal gate or a remote position in an airport, either at arrival from a last flight or at departure for a new flight. This includes the processing of boarding/de-boarding passengers, baggage and freight, as well as the aircraft itself (fuelling, cleaning, sanitation, etc).

This thesis is organized in six main chapters, conclusion and annexes.

In Chapter 1, the general ground handling process at the level of a particular flight is identified and described. Then each classical ground handling activity is detailed. Finally the time dimension of the ground handling attached to a particular flight is discussed.

In Chapter 2, the main managerial issues with respect to ground handling management at the airport are considered: ground handling management organization with the possible roles of the different stakeholders, ground handling costs and benefit issues and finally the different time scales adopted for ground handling management.

In Chapter 3, an overview of quantitative approaches to solve ground handling decision problems at the operations level is performed. Specific as well as global approaches making use of classical mathematical programming approaches or more recent computational approaches are considered.

In Chapter 4, a global organization of ground handling management at airports, including a ground handling coordinator and compatible with the CDM approach is developed, analyzed and discussed.

In Chapter 5, within the managerial framework proposed in the previous chapter, an heuristic based solution approach of the main operations problems encountered in ground handling at airports is proposed. Then a case study is developed.

In Chapter 6, also within the same managerial framework, the case of airport disruption is treated at the ground handling level.

Finally, the Conclusion Chapter provides a summary of the contributions of this work as well as the main perspectives for its application as well as subsequent developments in the same line.

The different annexes provide some theoretical and practical background with respect to the techniques used in this PhD report.

CHAPTER 1
THE GROUND HANDLING PROCESS AT
AIRPORTS

1.1. Introduction

This thesis focuses on the ground handling management at airports. From one airport to another, depending on their physical design, composition of traffic and many other factors, ground handling activities can appear to be performed very differently.

So, to clarify our field of study, in the first step of this chapter, the concept of ground handling adopted in this thesis is presented and discussed. It appears then that even if some traffic management related activities and airlines related crew and aircraft management issues are not included in this concept, the ground handling activities realized on a grounded aircraft would result in a very complex process.

Then, in the second step, in this chapter, a detailed description of the main ground handling activities performed on a transportation aircraft is proposed. These main activities cover: passenger de-boarding, passenger boarding, catering, cleaning, fuelling, push-back.

Finally the whole ground handling process performed on a grounded aircraft is considered through different examples of simulation while its time dimension is introduced and discussed.

1.2. Identification of ground handling

Aircraft ground handling is composed of a set of operations applied to an aircraft to make it ready for a new commercial flight or to finalize an arriving commercial flight. In general technical and commercial crew activities at arrival and departure are performed by the airlines and are not considered to be part of the ground processing activities. It is the same with the aircraft maintenance activities which are realized, in accordance with regulations, during the stopover of the aircraft, in parallel with the ground handling activities.

A typical ground handling process is composed of the following steps: De-boarding passengers, unloading baggage, fuelling, catering, cleaning, sanitation, potable water supply, boarding passengers, loading baggage, de-icing and pushing back the aircraft. Ground handling activities can be processed at different period of time and places in the airport.

Technical and commercial crew de-board the aircraft once all passengers have left the aircraft while other arrival ground handling activities can be performed. Depending of the turnaround characteristic (short turnaround) they may remain on board to perform the next flight. Otherwise, technical and commercial crew will board the aircraft before the start of departure ground handling activities.

At flight arrival, de-boarding passengers and unloading baggage must be performed as soon as safe conditions for it are established so that passengers suffer as little delay as possible. Then according to the tightness of the next departure schedule assigned to this aircraft and the need for free parking stands, the aircraft can be driven to a remote parking position. Unloading/loading of freight can be performed more or less quickly according to urgency and availability of unloading means at the arrival parking stand or at the remote position. Aircraft maintenance operations, which are in charge of the airline and which are not part of ground handling may take place, according to their nature, either at the parking stand or at a remote parking position.

Cleaning and sanitation must be performed without too much delay to get an aircraft as clean as possible. They can be done also either at the arrival/departing parking stand or at a remote parking position according to costless and delay free opportunities. It is also of interest to perform potable water supply once it is possible, so that if the aircraft is required out of schedule, only a minimum number of ground handling operations will remain to be performed.

When the scheduled departure time corresponding to the flight assigned to an aircraft approaches, the aircraft is driven if necessary to a departure parking stand. There the technical crew (pilot and co-pilot) and the commercial crew get on board the aircraft. In general fuelling is realized according to the airline demand at the departure parking stand. Luggage loading can start then until and during passenger boarding time. Once fuelling, luggage loading and passenger boarding are completed, the aircraft is ready to leave the parking stand and clearance is requested by the pilot to the ATC tower. Once clearance is granted by the ATC, push back is performed.

A major characteristic of airport ground handling is the divers involvement of activities, from equipment, vehicles and manpower skills. Another major characteristic of

airport ground handling is the complexity of the whole process with parallel and sequential activities going on at parking stands, transportation links and ground handling vehicle bases.

1.3. Position of ground handling in airport system operations

Ground handling activities interact with aircraft traffic activities (taxiing and apron manoeuvres) and passenger/freight handling at terminals. Figure 1.1 provides a global view of ground handling within the turnaround process while Figure 1.2 illustrates in detail the position of the ground handling process within the airport system at the interface between passenger/freight processing and aircraft arrival/departure procedures. Figure 1.2 displays the sequencing of the main activities concerning with the passenger/freight on the left, the ground handling process as a generic module in the centre and on the right the main activities concerning with the aircraft arrivals and departures.

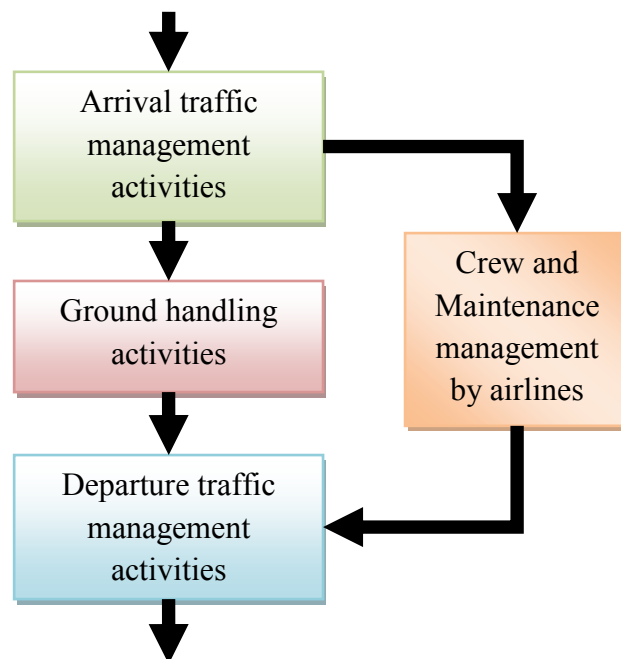


Figure 1.1: Localization of ground handling within the turnaround process

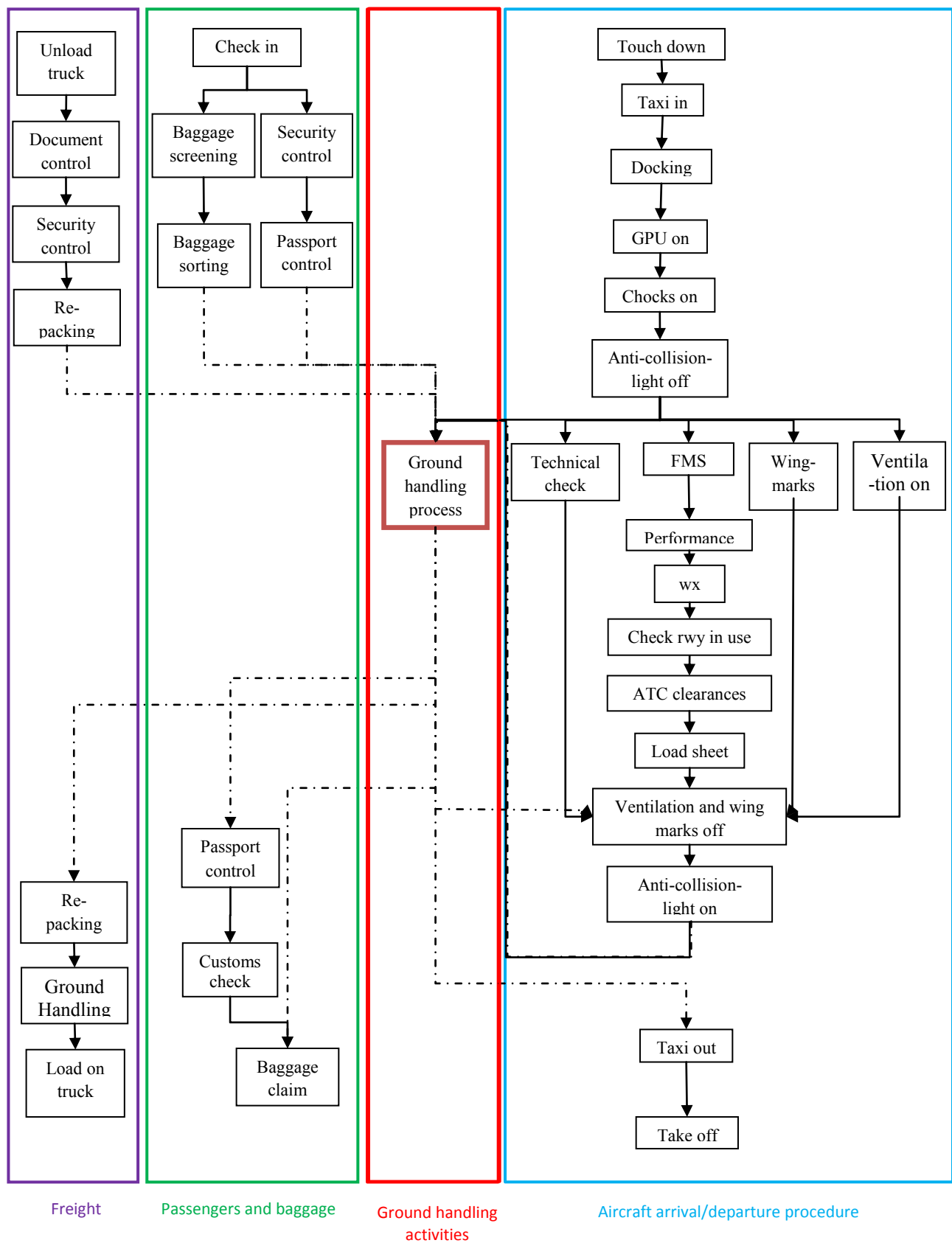


Figure 1.2: Aircraft related operations at airports

Then, table 1.1 enumerates the different aircraft related airport activities classified into categories depending on where they are performed.

Passenger or freight terminal	Airside
<ul style="list-style-type: none"> – Baggage check – Baggage handling – Ticketing and check-in – Passenger boarding/de-boarding – Transit passenger handling – Elderly and disabled persons – Information systems – Government controls – Load control – Security – Cargo 	<ul style="list-style-type: none"> – <u>Ramp services</u> : <ul style="list-style-type: none"> • Supervision • Marshalling • Start-up • Moving/towing aircraft • Safety measures – <u>On-ramp aircraft servicing</u>: <ul style="list-style-type: none"> • Repair faults • Fuelling • Wheel and tire check • Ground power supply • De-icing • Cooling/heating • Toilet servicing • Potable water supply • Demineralised water • Routine maintenance • Non-routine maintenance • Cleaning of cockpit windows, wing, nacelles and cabin windows – <u>On-board servicing</u>: <ul style="list-style-type: none"> • Cleaning • Catering • In-flight entertainment • Minor servicing of cabin fittings • Alteration of seat configuration – <u>External ramp equipment</u>: <ul style="list-style-type: none"> • Passenger steps • Catering loaders • Cargo loaders • Mail and loading equipment • Crew steps on all freight aircraft

Table1. 1: Scope of ground handling operations [Ashford and al. 2013]

The above representations (Figure 1.1, Figure 1.2 and Table 1;1) of the ground handling process put in evidence its critical role in the turnaround process at airports and subsequently in the capacity of airports to handle flows of aircraft and passengers.

1.4. Detailed analysis of the main ground handling processes

Here the most current ground handling activities encountered at commercial airports are introduced and analysed by considering the corresponding equipment and fleets as well as the constraints applied to them.

1.4.1. The passenger boarding/de-boarding processes

At commercial airports, a boarding call on the public announcement system asks travellers to proceed to the exit gate and board the aircraft. “Boarding” here is the term to describe the entry of passengers into an aircraft. It starts with allowing the entrance of passengers into the aircraft and ends with the conclusion of the seating of all the passengers and closure of the doors. In contrast, for the de-boarding process operations are performed in the reverse order. Nevertheless, for both processes, airstairs or airbridges are used. Small aircraft may carry their own stairs.

The boarding and de-boarding processes depend on the policy of the airlines (e.g. Low Cost Airlines, Flag Carrier Airlines) and resources available at a specific airport (principal or remote terminals).

By using airbridges, only the front left door of the aircraft depending on the model is used while by means of stairs (mobile stairs or integrated stairs), a second stair for the rear left door of the aircraft can be used in order to speed-up the process. Hence, the operation with airstairs is faster than the process with airbridges, particularly if they are carried by the aircraft. However, this latter statement is true only when no buses are needed to move passengers between the aircraft stand and the passenger terminal building. Otherwise airbridges is more effective and faster.

These operations are supervised by ground personnel and cabin crew. Moreover, boarding and de-boarding can be performed simultaneously with luggage loading and unloading since these services do not need the same area around the aircraft (in general the left side is devoted to passengers while the right side is devoted to luggage).

Figure 1.3 displays examples of the different means to board/de-board passengers.



Figure 1.3: Different devices to handle passengers boarding and de-boarding processes

1.4.2. The luggage loading/unloading processes

Checked-in luggage can be stowed in the aircraft in two different ways. Either the bags are stowed in bulks or in pre-packed containers. As the containers can be packed before the aircraft arrives to the airport, the ground handling process time for loading luggage will be shorter with container loading than with bulks if the number of bags is large.

The checked-in luggage on a flight has to be sorted, unless it is a charter flight (or other point-to-point flights) where all the bags have the same priority and destination. Otherwise, they might be divided into transferring bags, high-prioritized bags or odd size bags and so on.

Figure 1.4 shows the luggage loading/unloading processes.




Figure 1.4: Luggage loading/unloading processes

1.4.3. The cleaning process

The airlines can request different types of aircraft cleaning services. During daytime the cleaning can take from five minutes (take garbage away) up to forty minutes (garbage evacuation, seat-pockets cleaning, belts placement, vacuum cleaning, etc.). The latter is only performed on aircraft with longer turnaround times. Longer and more careful cleaning is performed during night-time when the aircraft is on the ground and stay for a longer time.

On most aircraft, cleaning and catering can be performed at the same time, but for some small aircraft there is not enough space for both of them at the same time. In the latter case, it does not matter if cleaning or catering is performed first.

The cleaning teams can proceed directly from an aircraft to the next, but at breaks and when they need additional material (pillows and blankets) they have to go back to the base. There is no significant difference between the cleaning activities at different aircraft types so all cleaning teams can be assigned to any aircraft type. Figure 1.5 shows a cleaning team in the parking stand of an aircraft.



Figure 1.5: Luggage loading/unloading processes

1.4.4. The catering process

The catering involves the withdrawal of the leftover food and drinks from the previous flight and the supply of the aircraft with fresh food and drinks for the next flight. The catering can start when all passengers have left the aircraft. The catering companies use high-loaders to get the catering cabinets on and off the aircraft. High-loaders do not fit all aircraft types, so planning of the assignment of high-loaders to flights is required.

The catering process takes between five and seventy five minutes depending on how much food is needed and the way it is packaged. The catering teams need to go back to the depot between serving two aircraft in order to empty garbage and get new food.

The catering coordinator makes rough estimates of the necessary manpower to perform catering over weeks and the detailed planning, of who is serving each aircraft, are realized every day.

Figure 1.6 represents two examples of the catering process.



Figure 1.6: Catering process

1.4.5. The fuelling process

Fuelling can be performed in two different ways. At some stands there is a hydrant system with fuel pipes in the ground that the dispenser trucks can connect to, in order to fill up the aircraft. At aircraft stands where the hydrant system is not available, fuelling is performed by tankers. There are different types of dispenser trucks: the larger types can serve all kinds of aircraft while the smaller types can only serve small aircraft. However, the small dispensers may be preferred when the area around the aircraft is tightly limited. Also, the tanks vary in size; in general their capacity varies from eight to forty cubic meters of fuel.

Fuelling cannot be performed simultaneously with loading and unloading luggage since these services need the same area beside the aircraft. Before the fuel company starts to fill up, they always check the water content in the fuel. The area around the aircraft has to be planned so that the dispenser truck or tanker has a free way for evacuation. There are also some airlines with specific rules about fuelling while passengers are on-board. Most airlines allow it, but only under certain conditions (e.g. there must be fire extinguisher ready in the immediate surroundings of the aircraft or there must be a two ways of communications between the apron and the aircraft).

The time it takes to fill up an aircraft depends on the capacity of the pipes in the aircraft and, of course, on the amount of fuel needed. The pilot decides how much fuel is needed and must report that to the fuelling company before they can start to fill up the aircraft.

Today, there is no pre-planned schedule for each truck. Not until a fuelling request arrives from the pilot, the fuelling company coordinator assigns a fuelling team to it. This is to say that once a fuelling service is requested, a fuelling team will be assigned to the request and perform refuelling. Figure 1.7 shows the different means used to perform the fuelling process.



Figure 1.7: Different aircraft fuelling processes

1.4.6. Potable water supply and sanitation process

The aircraft has to be released from wasted water and re-supplied with fresh water for the next flight. This is performed by two different vehicles which most often operate at the aircraft opposite side of the luggage handling and fuelling side. This means that water and sanitation can be carried out simultaneously with luggage de-boarding/boarding and fuelling, but they must not be performed simultaneously for safety and space constraints. Figure 1.8 shows the sanitation process and Figure 1.9 displays the potable water supply process.



Figure 1.8: Sanitation process



Figure 1.9: Potable water supply process

1.4.7. The de-icing process

Since even very thin layers of frost and ice on the aircraft have a negative effect on the lifting force and the control of an aircraft, de-icing is needed if any part of the aircraft is covered with snow or frost, or if there is a precipitation that could cause this to happen. The de-icing process is divided into two steps: during the first step, frost and ice are removed from the aircraft, usually by a warm, buoyant glycol mix (type 1 fluid). The next step is called anti-icing and is performed to prevent new frost and ice from appearing on the aircraft before take-off by a thicker fluid (Type 2 fluid). The time from anti-icing to take-off (called hold-over time) is limited, as the effect of the Type 2 fluid vanishes after a while. This means that it is not useful to de-ice an aircraft a long time before take-off. How long the hold-over time is dependent on the type of fluid, temperatures and type of precipitation. Therefore it is important to find a de-icing truck that can serve the aircraft at the right time. If the aircraft is served too late, the stopover time will increase with a possible late departure as a result. If the de-icing is performed too early, the procedure might have to be repeated. This result in a rather difficult planning problem, even if the right time windows were known in advance. Today, the de-icing coordinator plans in general on a tactical basis considering the current weather conditions and the flight schedule, and operationally (when a truck is dispatched) based on a request from the pilot. At the moment the coordinator gets this request, he decides which truck should be assigned to the involved aircraft. In general, no pre-planned schedule is built and the truck-drivers do not know in advance which aircraft they are going to de-ice during the day. The request from the pilot usually arrives at the beginning of the stopover process, assuming that all activities will be performed on time. The de-icing truck will arrive

at the aircraft some minutes (depending on the quantity of ice/snow/frost) before the scheduled departure time. Figure 1.10 shows how the trucks perform the de-icing operation.



Figure 1.10: On-going de-icing process

1.4.8. Push-back

When the turnaround process has been completed, the aircraft can depart. Aircraft at gates need to be pushed-back using specific tractors. Aircraft at stands mostly require a push-back as well, depending on the configuration of the stand. At some stands, aircraft can start taxiing by its own since the engine can be started up at the stand. The push-back process marks a transition from ground handling operator-airline interaction to ATC-airline interaction. Figure 1.11 represents examples of the push- back process.



Figure 1.11: Push- back process

1.5. Ground handling as a complex multi-activity process

Each of the activities that include ground handling process makes use of specialized equipment which must be made available at the aircraft parking place at the right time to

avoid delays. Some of the ground handling activities must be performed as soon as possible after the arrival of the aircraft at their parking stand and others must be performed only at some time before departure from their parking stand.

Depending of aircraft operation these two sub sets of activities can be performed in immediate sequence or are separated by an idle period of variable duration according to arrival and departure schedules of a given aircraft. Figure 1.12 displays a standard situation for an aircraft undergoing a turnaround process where space is a rather limited resource and some tasks cannot be performed simultaneously mainly for safety reasons. It appears that the efficient operation of such complex process which repeats with each aircraft arrival or departure is very difficult to be achieved while it is a critical issue for airport operations performance. Then advanced management tools may be useful to cope in a satisfactory way with this problem.

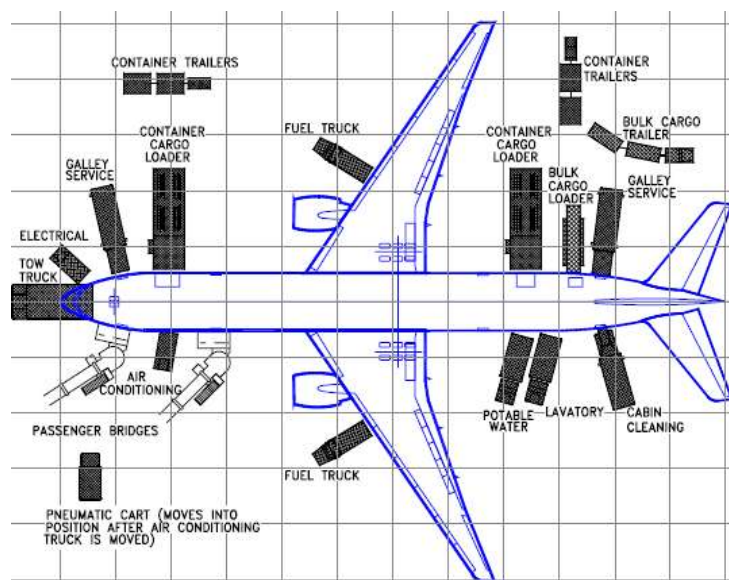


Figure 1.12: Aircraft servicing arrangement – Typical handling operations Boeing 777-300ER [Boeing, 2009]

1.5.1. Examples of ground handling processes

The ground handling turnaround process may vary according to the servicing arrangement and the necessary tasks for different types of aircraft, different operators, specific needs for some fleets, the layout of the airport and also its airside management policy. Figure 1.13 displays the standard composition and sequencing of ground handling activities for a B737. Figure 1.14 displays the composition and sequencing of ground handling activities for a

medium haul aircraft at Belgrad International Airport while Figure 1.15 displays the composition and sequencing of ground handling activities for an A320 at Stockholm International Airport.

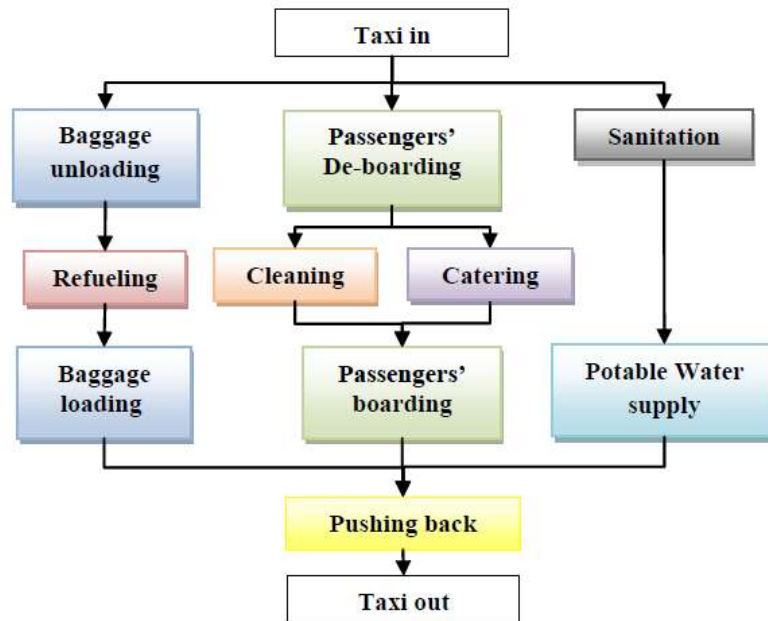


Figure 1.13: Ground handling process for a Boeing B737 [Boeing, 2009]

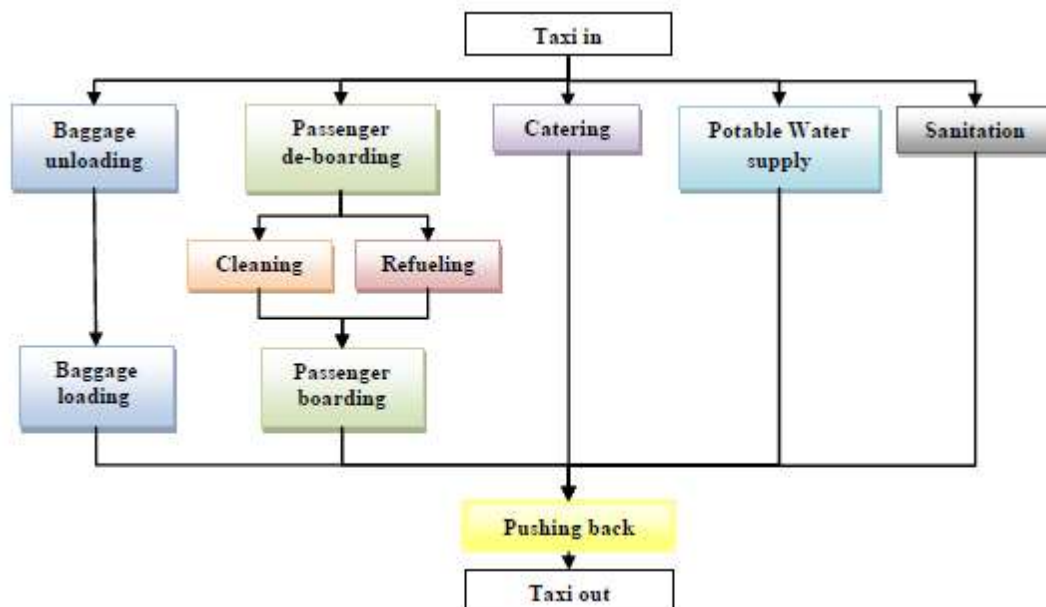


Figure 1.14: Ground handling process at Belgrad International Airport [Vidosavljević and al, 2010]

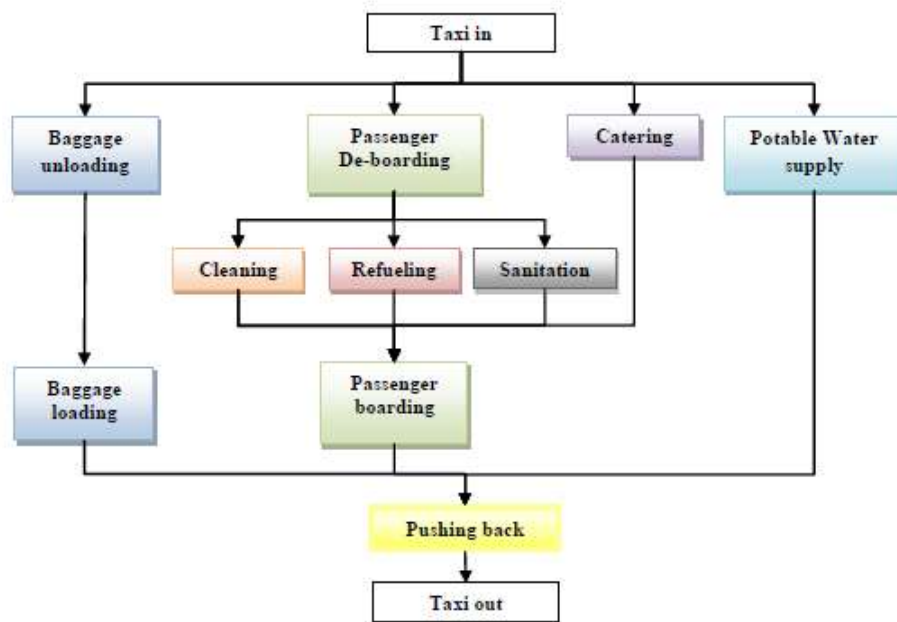


Figure 1.15: Ground handling process at Stockholm Airport [Norin and al 2008]

1.5.2. The temporal dimension of Ground Handling

The turnaround (or block time) is the period of time that the aircraft is on the airport ramp, from the blocks on at aircraft arrival to the blocks off at aircraft departure. It includes the positioning of the pushback tractor and of the tow bar necessary for the push back process. So, the turnaround period covers all the delays necessary to perform the ground handling activities as well as some idles times (Figure 1.16). In a tight commercial operation, minimum turnaround will be equal to the minimum period of time necessary to complete all the ground handling activities (Figure 1.17) organized in a serial/parallel process.

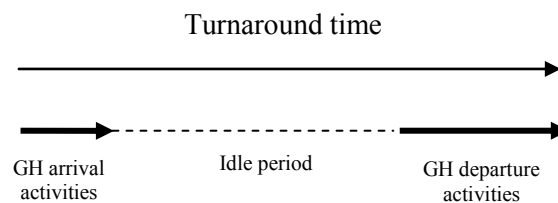


Figure 1.16: Turnaround with loose ground handling activities

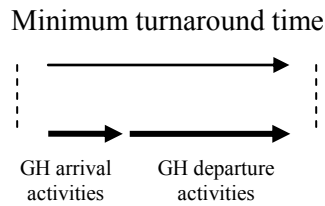


Figure 1.17: Turnaround with tight ground handling activities

The duration of the turnaround with respect to ground handling, can take different values depending on:

- The size of the aircraft: bigger aircraft need longer turnaround times. For example, according to Airbus manuals the minimum turnaround time for an A320 is 23 minutes, while for an A340 it is 43 minutes. It can be noted that this minimum turnaround time is lower bounded by the time required for the brakes to cool down (about 20 minutes).
- The type of the flight: short-haul flights are operated with higher frequency than long-haul. The short-haul flights operate very often in tight conditions, while long-haul flights, which require longer pre-flight servicing time, dispose in general of larger time margins.
- The number of passengers or the size of the freight to be processed.
- The airline strategy: some airlines may decide to insert a buffer time when planning the turnarounds so that their arrival/departure schedules are more robust to ground handling unexpected delays.

Aircraft builder provide to their customers (the airlines) for each type of aircraft recommended ground handling procedures taking into account safety issues. They produce, for each ground handling activity directly related with the aircraft, nominal durations as well as minimum and maximum values. The data stored in these charts assume standard operational conditions. In fact, as it was mentioned before, they are also dependent on local regulations, on airlines procedures and on actual aircraft conditions.

Figure 1.18 displays nominal durations for the ground handling activities for a B777-200 (source: Boeing 777 Manual) while figure 1.19 displays nominal durations for the ground handling activities for an A330-300 (source: Airbus A330 Manual).

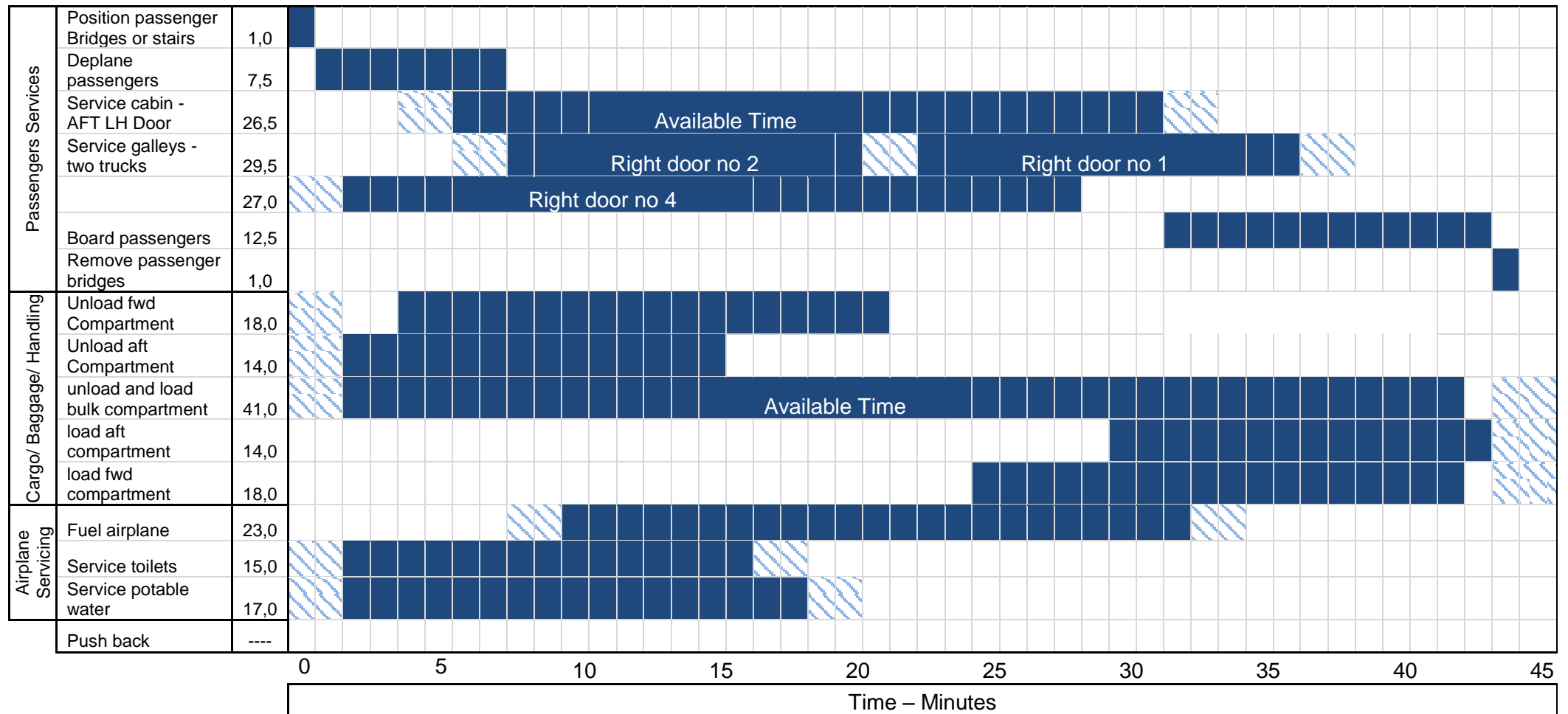


Figure 1.18: Typical durations of handling operations Boeing 777-200 [Boeing, 2009]

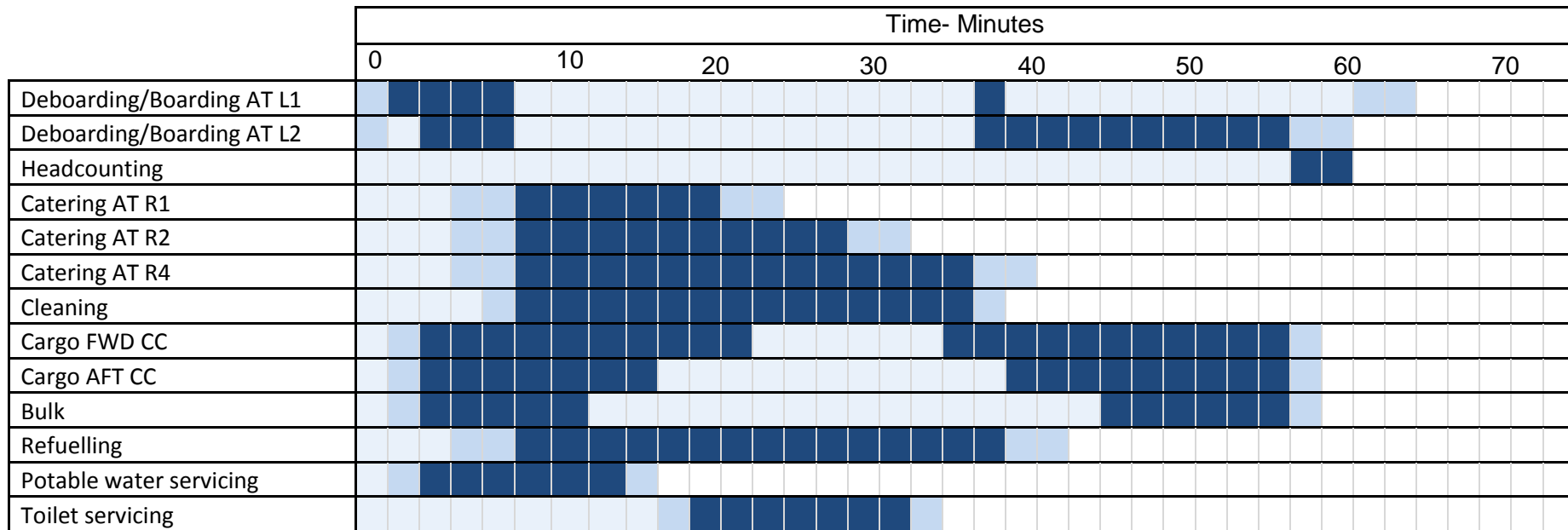


Figure 1.19: Typical durations of handling operations Airbus 330-300 [Airbus, 2005]

The figure 1.18 shows that the total turnaround time is about forty five minutes for the B777-200 and the figure 1.19 indicates that the total turnaround time is about sixty four minutes for the A330-300 aircraft.

The figures above are relative to two aircraft designed for long haul flights. Many tasks are performed simultaneously according to the operations sequencings displayed in the previous section. In the figures, assessments are based on passengers' mixed-class configuration. It is assumed that all the equipments are working properly and that weather conditions are normal. As the aircraft activities and conditions in which these operations are carried out are different in each airport and airline, different values can be produced with respect to the duration of these tasks.

1.5.3. Critical path analysis of ground handling process

It can be of interest for managers to know for each type of aircraft involved in a given air transport operation, what can be the best performance of ground handling with respect to delays. The critical path is the set of activities that are critical for the total duration of the considered process. Delaying a critical activity immediately prolongs the stopover time. Statistical analyses causes [Frick and al, 2009] have identified these critical processes as consisting of de-boarding, then fuelling, catering or cleaning and finally boarding. According to the same statistical analyses, it appears that the frequency of occurrence of fuelling on the critical path is 57%, 35% for catering and 8% for cleaning.

Activities out of the critical path can be delayed somehow, according to their margins, without influencing the total duration of the process.

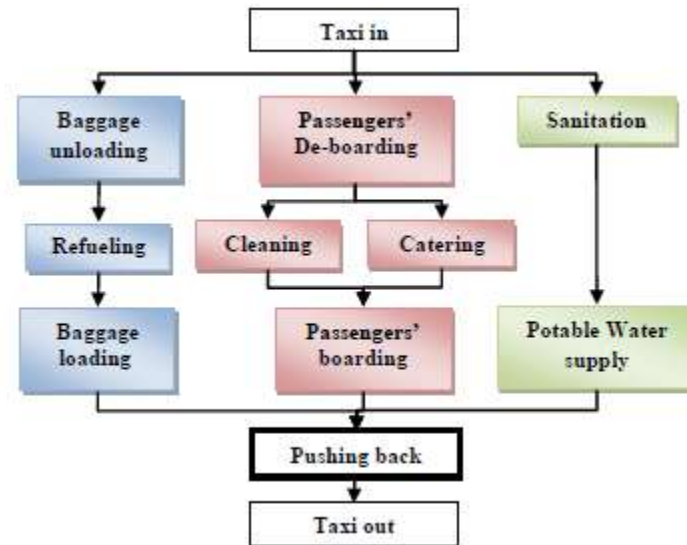


Figure 1.20: Candidate critical paths for ground handling process

The critical path of the ground handling process varies from a flight to another since it depends on the duration and sequencing of the operations. Considering the sequencing of the ground handling operations on the figure 1.20, a critical path could correspond to the following sequences:

baggage unloading – fuelling - baggage loading

or to the following sequence:

passengers de-boarding - catering/cleaning –passengers boarding

or finally to the following sequence:

sanitation- potable water supply

This will depend on the respective total durations of these three paths.

In the next table (Table 1.2), minimal and maximal values for the ground handling process are produced for different types of aircraft. The assumptions leading at these values are mentioned in Annex I.

Aircraft	Min (min)	Max (min)
A320 - 200	23	48
A330 - 200	44	60
A340 - 200	39	59
A380 - 800	90	126
B777 - 200LR	25	45
B767 - 200	20	30
B720	30	60
B757 - 200	25	40

Table1. 2: Minimal and maximal value for the ground handling process

These results display the large variability of ground handling delays in nominal operation.

1.6. Conclusion

The above study demonstrates the diversity and the complex nature of the ground handling activities performed on a grounded aircraft which are organized in a serial-parallel structure where any delay on a particular activity may have a strong impact on its overall performance.

Soon it appears that the diversity of activities to be performed as well as the need for a tight synchronization, not only on an aircraft but on a stream of arriving/departing aircraft introduce the need for an efficient management structure to maintain this whole process as story less as possible within the whole airport operations. The effectiveness of ground handling activities is critical for airports to provide acceptable levels of service and capacity for the processing of flows of aircraft and passengers.

In the following chapter the issue of the organization of ground handling management at airports as well as its main objectives will discussed.

CHAPTER 2

**ANALYSIS OF THE ORGANIZATION OF GROUND
HANDLING MANAGEMENT AT MAJOR AIRPORTS**

2.1. Introduction

According to the previous chapter, it appears that ground handling represents one of the critical activities which is related to the quality of service provided by airports in handling the flight traffic congestion there. Airport authorities, aware of this fact, have tried in general to find an appropriate solution to the ground handling management organization and operation. This has led to a large diversity of proposed solutions with respect to the organization of the ground handling management.

So, in this chapter the stakeholders involved with ground handling management at different airports are identified, while the pros and cons for their involvement with the ground handling activities are discussed.

The relative importance of ground handling with respect to the overall management of an airport is discussed in terms of expected costs and benefits.

Finally, the different ground handling management duties are classified according to different time scales, allowing defining strategic, tactical, operational and real time ground handling management functions.

2.2. The ground handling stakeholders

When considering different airports in the world, it appears that a large variety of stakeholders can be involved with ground handling management. For the distribution of ground handling functions between stakeholders, there is no general standard or rule that can be applied to airports. The ground handling operations can be carried out under the direct or indirect management of the following stakeholders: the airport authorities, the airlines and specialized ground handling companies. Therefore ground handling operations can be managed globally or partially:

- Directly by airport ground handling managers,
- Directly by airlines ground handling managers,
- Ground handling companies working for the airport
- Ground handling companies working for airlines

- Or by combinations of these four situations.

In all these situations specialized subcontractors can be called to perform specific ground handling activities.

The organization of ground handling management at large airports depends very often on their operational structure which may include besides common areas for secondary airlines, hub terminals for main operating airlines. With respect to airport authorities, they are primarily concerned with the management of the infrastructure of the airport (airside and groundside) to provide capacity to process aircraft traffic and passengers/freight flows.

Historically airports and airlines have been involved in ground handling activities, but with the development of air transportation and the need of more and more specialized ground handling services, these services have been delegated to specialized ground handling companies. However, in many airports, the involvement of airport authorities in ground handling activities remains important.

2.2.1. Airports, airlines and ground handling operators

The participation to ground handling activities of airports authorities, airlines and specialized ground handling companies present for each of them several advantages and disadvantages which can be determinant in many cases for the resulting ground handling organization at a specific airport.

In general, the ground handling business is not an area from which a considerable profit can be expected since ground handling staff and equipment costs are high while the operation is subject to large variations during a day (peak hours) and within the week, with seasonal effects which can be very pronounced. In the case of a direct management of ground handling activities by airports, revenues barely cover ground handling costs and in many cases, they can be smaller than related costs. For the airport, these losses can be covered by revenues from other areas, such as landing fees or diverse concession revenues. The same circumstances happen when an airline takes care of its own ground handling.

Here are presented pros and cons for the involvement of airport authorities, airlines and service companies in the ground handling sector:

The point of view of airport authorities:

➤ Advantages to participate in ground handling:

- Master globally all the transfer processes whether for passengers/ baggage or for freight to guarantee efficient connection and timeliness.
- Provide uniformly to customers the required quality of service by controlling and optimizing all the process flows and so improve competitiveness with respect to concurrent airports.
- Ensure global safety and security conditions by mastering simultaneously infrastructures and processes.
- Provide ground handling services when no other stakeholder is providing it (for example the de-icing which, being a seasonal activity is not attractive to investors).

➤ Disadvantages to participate in ground handling:

- Difficulty of attending efficiently the specific ground handling needs of the different airlines operating at the airport,
- Difficulty to integrate and process efficiently the additional information flows generated by this activity.
- Depending on the commercial status of some airports (public owned), difficulty to enforce an efficient organization of ground handling activities.

The point of view of airlines:

➤ Advantages to participate to ground handling:

- Master globally the transfer processes involving their customers to ensure continuity and timeliness of passengers, luggage or freight flows.
- Control the quality of service (delays, lost luggage occurrences, catering, cleanness...) of ground handling provided to their customers to protect or improve the airline commercial image.
- Control ground handling operations costs which have an impact on air ticket pricing.
- Cover the unavailability of local ground handling operators or the inability of the airport to provide it with acceptable level of service.

➤ Disadvantages to participate to ground handling for airlines:

- This means to localize additional equipment and staff at an airport which can be a mere stopover in his commercial network.
- This means to be involved in complex logistics problems including the availability of ground handling products.
- Penalizing constraints with respect to the location and the size of their ground handling depots can be imposed by the airport authorities considering the available airside areas for other stakeholders.
- The lack of scale may turn the operation of ground handling by the airline less cost attractive than when provided by a larger ground handling operator at the airport. In some cases airlines (airlines alliances for example) can join together to provide a common ground handling service.

The point of view of independent ground handling providers

➤ Advantages to participate to ground handling at a given airport:

- Opportunity of profit in a large airport with high levels of demand for ground handling services.
- Acquire a large share of the ground handling market in some important airports or in a network of airports.
- Acquire a sound position in airports with high development perspectives in the near future.

➤ Disadvantages to participate to ground handling at a given airport:

- Low profit perspectives in the near future.
- Strong competition of already established ground handling providers.
- Bad operational conditions offered by the airport authorities.

In theory, some scale advantages could be expected from centralized ground handling operations. A single company operating all over the airport may expect to cope with more regular activity levels during the day and should minimize duplication of facilities and fleets of service vehicles. However, it can be expected that the advantages will be balanced by the disadvantages that come from centralized operations and lack of competition. Anyway the dimensions and the organization in different areas of large airports turn in general unfeasible the idea of operating ground equipment from a unique base. In fact, for these large airports the

ground handling function must be subdivided into a number of self-sufficient organizations attached to large terminals.

The European Commission has introduced regulations (96/67/EC Directive and others) to discourage or to prevent monopoly positions for ground handling in the European area. Here are reported the main relevant points of *Council Directive 96/67/EC*:

- *Whereas ground handling services are essential to the proper functioning of air transport; whereas they make an essential contribution to the efficient use of air transport infrastructure;*
- *Whereas the opening-up of access to the ground handling market should help reduce the operating costs of airline companies and improve the quality of service provided to airport users;*
- *Whereas in the light of the principle of subsidiary it is essential that access to the ground handling market should take place within a Community framework, while allowing Member States the possibility of taking into consideration the specific nature of the sector;*
- *Whereas free access to the ground handling market is consistent with the efficient operation of Community airports;*
- *Whereas free access to the ground handling market must be introduced gradually and be adapted to the requirement of the sector;*
- *Whereas for certain categories of ground handling services access to the market and self-handling may come up against safety, security, capacity, and available-space constraints; whereas it is therefore necessary to be able to limit the number of authorized suppliers of such categories of ground handling services; whereas, in that case, the criteria for limitation must be relevant, objective, transparent and non-discriminatory;*
- *Whereas if the number of suppliers of ground handling services is limited effective completion will require that at least one of suppliers should ultimately be independent of both the managing body of the airport and the dominant carrier;*

Article 6:

1. *Member states shall take the necessary measures in accordance with the arrangements laid down in Article 1 to ensure free access by suppliers of ground handling services to the market for the provision of ground handling services to third parties. Member States shall have the right to require that supplier of ground handling services be established within the Community.*
2. *Member States may limit the number of suppliers authorized to provide the following categories of ground handling services:*

- *Baggage handling*
- *Ramp handling*
- *Fuel and oil handling*
- *Freight and mail handling as regards the physical handling of freight and mail, whether incoming, outgoing or being transferred, between the air terminal and the aircraft*

They may not, however, limit this number to fewer than two for each category of ground handling services

3. *Moreover, as from 1 January 2001 at least one of the authorized suppliers may not be directly or indirectly controlled by:*
 - *The managing body of the airport*
 - *Any airport user who has carried more than 25% of the passengers or freight recorded at the airport during the year preceding that in which those suppliers were selected*
 - *A body controlling or controlled directly or indirectly the managing body or any such user.*

2.2.2. The current situation with respect to Ground Handling

At important airports such as Frankfurt, Hong Kong and Genoa, the airport authority is responsible for most of the ramp handling activities as well as for passenger/baggage handling. In that case, the airport authority is directly in charge of the ground handling sector.

In other airports which present major hubs for airlines, the main ground handling activities are carried out directly or monitored by these airlines. Even, some of these airlines can take care of the ground handling of other airlines through some agreement between them. For example, USAir performs all its ground handling at Los Angeles International Airport and provides ground handling services to British Airways. At New York JFK, United Airlines handles not only its own traffic but also some others from the numbers of non-U.S carriers.

At some other airports, ground handling companies have replaced airlines to provide a service which was uneconomic for airlines. For example, at Manchester International Airport, Gatwick Handling performs all terminal and ramp handling functions for a number of airlines. Another example is Allied at New York JFK Airport, which performs ground handling for a number of non-based foreign carriers.

Table 2.1 shows the results of a recent research [Norman and al. 2013] concerning how ground handling organization varies from an airport to another (this research considers 72 airports from all over the world).

Activity	Airport	Airlines	Airport handling company	Airline handling company	Not applicable
Baggage handling inbound	15.00%	31.00%	11.00%	41.00%	2.00%
Baggage handling outbound	15.69%	32.35%	10.78%	40.20%	0.98%
Passenger check-in	11.01%	38.53%	11.01%	39.53%	0.92%
Transit passenger handling	10.42%	31.25%	10.42%	34.38%	13.54%
disabled passengers services	18.87%	30.19%	9.43%	40.57%	0.94%
Ground transportation systems	56.63%	3.61%	16.87%	12.05%	10.84%
Airside Ramp services	26.32%	24.21%	8.42%	40.00%	1.05%
Airside Supervision	67.82%	10.34%	3.45%	18.39%	0.00%
Airside Marshalling	36.73%	24.49%	7.14%	30.61%	1.02%
Airside Start up	22.68%	28.87%	6.19%	37.11%	5.15%
Airside Ramp safety control	65.96%	17.02%	0.00%	15.96%	1.06%
Airside On-ramp aircraft servicing	15.05%	34.41%	4.30%	39.78%	6.45%
Airside Fuelling	15.29%	14.12%	27.06%	41.18%	2.35%
Airside Wheel and tire check	4.12%	46.39%	6.19%	41.24%	2.06%

Airside Ground power supply	34.29%	22.86%	7.62%	34.29%	0.95%
Airside De-icing	13.79%	16.09%	10.34%	19.54%	0.23%
Airside Cooling/Heating	26.60%	15.96%	8.51%	32.98%	15.96%
Airside Toilet servicing	18.56%	26.80%	7.22%	42.27%	5.15%
Airside Potable water	24.73%	22.58%	6.45%	38.71%	7.53%
Airside Demineralised water	10.00%	17.50%	6.25%	30.00%	36.25%
Airside Exterior aircraft cleaning	6.32%	32.63%	7.37%	42.11%	11.58%
On-board servicing Cabin and cockpit cleaning	9.38%	31.25%	7.29%	51.04%	1.04%
On-board servicing Catering	8.05%	25.29%	11.49%	50.57%	4.60%
On-board servicing Minor servicing of cabin fittings	1.19%	54.76%	4.76%	27.38%	11.90%
On-board servicing External ramp equipment provision and manning	9.57%	38.30%	7.45%	38.30%	6.38%
On-board Passenger steps servicing	14.44%	30.00%	11.11%	43.33%	1.11%
On-board Catering loaders servicing	8.14%	26.74%	9.30%	50.00%	5.81%

Table2. 1: Distribution of responsibilities for ground handling operations at 72 selected airports [Ashford and al. 2013]

The current situation in Europe has been influenced by the 96/67/EC Directive whose objective was to promote for Ground Handling efficiency, quality and prices reductions by enforcing competition between ground handling service providers. This directive has been implemented progressively in the EC states and to new coming states. The main results of this politic have been, although airport ground handlers still keep the majority of market shares, to decrease them. Also some airports have decided to sell their ground handling activities to airlines and/or to specialized ground handling providers.

2.3. The importance of managing ground handling

In this paragraph, the main reasons for researching an efficient and feasible organization of ground handling at airports are reviewed.

2.3.1. Ground handling costs

Ground handling costs are supported ultimately by passengers and freight through transport fares. However airlines have to pay for ground handling services which can be seen by them

as fixed costs attached to a flight. In Annex II are displayed the ground handling fees applied at Tallinn Airport in 2012.

For airlines, turnaround costs at airports include all costs directly associated with the services that airlines must pay or cover at an airport from approach, taxiing, ground handling at arrival, parking, ground handling for departure, taxiing and take off. Then, airlines turnaround costs include air traffic control charges, landing charges, parking charges, ground handling charges, noise and emission charges, and passenger charges. They vary according to the type of aircraft and the airside organization of the airport.

The following figure (Figure 2.1) shows the turnaround charges supported at different European airports (London (Heathrow Airport)- LHR, Frankfurt- FRA, Vienne-VIE, Munich (Fraizjosef Strauss)- MUC, Madrid Barajas- MAD, Milan Malpensa- MXP, Zurich- ZRH, Charles De Gaulle (Airport de Paris)- CDG) by an Airbus A320 aircraft.

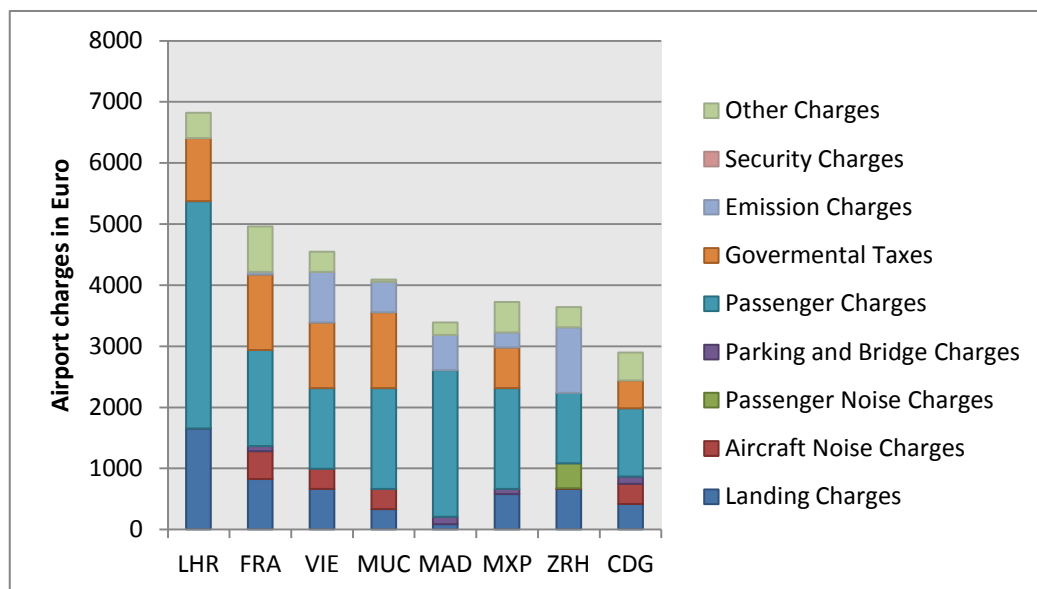


Figure2. 1: Turnaround charges for an Airbus 320 at different airports 2013 [Zurich Airport, 2013]

It appears that the structure and amounts of airport charges present a large variability in Europe. Also, since the organization of ground handling is different in these airports, a variable part of these charges is destined to cover ground handling costs. Charges directly or indirectly connected to ground handling costs are: parking and bridge charges, passenger charges and security charges, although passenger charges are mainly involved with passenger processing at terminals. Then, it can be considered that in the average, no more than 15% of

the turnaround charges are destined to cover ground handling costs. This share of turnaround charges is rather small but cannot be neglected from the point of view of airlines.

2.3.2. Costs of Ground Delays for Airlines

Delay can be defined as the period of time to add to the scheduled time at which an operation should be completed to get the actual completion time of the operation. Exact delay values turn available only once the operation has been executed but they can be estimated in advance from different probabilistic models when statistics are available. Of most interest are here the delays at departure and the delay at arrival of flights since ground handling can be a direct cause for departure delays, while ground handling may be expected to contribute to the compensation of delayed arrival of flights.

2.3.2.1. Ground Handling and Departure Delays for Airlines

Delay at departure can be the result of many factors and among them ground handling malfunction. Ground handling delayed completion time can result in additional delays when a time window for take-off, related or not with a time window for landing at arrival, is lost. Departure delays can be seen as a quality index for many passengers when considering the service provided by the airline and the airport. In long haul flights, departure delays can be in many situations compensated by using favourable winds or at an additional fuel cost. In some other situations, to this initial delay, are added delays resulting from adverse wind conditions.

Delays at arrival result in a rescheduling of airport activities around the considered aircraft. This is a perturbation to any planned schedule for ground handling which results either in the rescheduling of some assignments of staff and equipment or in the activation of ground handling reserve resources.

There are six main causes for flight departure delays: rotation (late arrivals), ATFM/ATC retaining the aircraft at parking stand until a traffic clearance is available, airport authorities specific decisions (for example additional person/luggage checking for some security reason) , ground handling operations, technical problems with aircraft systems needing extra maintenance/repair operations and adverse weather conditions. Observe here that rotation delays can be caused also by upstream traffic problems coped by ATFM/ATC.

The table below is the results from a statistical study of the departure delays encountered by a European domestic airline system (Lufthansa City Line) in 2008.

REASON	EXAMPLES	PERCENTAGE
Rotation	Delayed flight cycles	30%
ATFM/ATC	Restrictions according to saturated ATC sectors, traffic flow restrictions	25%
Airport Authorities	Problems due to limited runway capacities, limited availability of parking positions, security, etc.	15%
Ground handling	Delayed ground processes (late passengers, handling agent availability)	10%
Technical problems	Malfunction of aircraft systems	3%
Weather conditions	Adverse weather conditions (strong rain, snow, strong wind, etc.)	2%
Other	Aircraft damage, strike, communication problems, etc.	15%

Table2. 2: Departure delay causes [Fricke and al, 2009]

A study performed at London Gatwick Airport in 1996 (European Civil Aviation Conference, 1996) showed that the delay due to ground handling was the second largest cause to flight delays after ATC: ATC-related delays were directly responsible for 30% of total departure delays, while aircraft/airline ground services accounted for 25% of these delays (Table 2.2).

Global studies have been performed more recently in Europe and USA. The figures bellow show results for the year 2004 where the proportion of departure delay causes are rather different but demonstrate the importance of ground delays. Ground operations delays here include airline control delays, maintenance operation and ground handling operations. The differences in contribution proportions to departure delays can be explained by the rather different airspace structure and ATFM/ATC efficiency, airlines network structure and ground operations organization.

According to [Ronchetto, 2006], the majority of departure delays in the US airports are the ATC in the first place with 37.1% of the total of departure delays, the ground operations in the second place with 30.7% and which include the ground handling activities, the connection between flights comes in the second place with 28.3% and the weather and the airport authorities come in the lasts places with 3.6% and 0.2%. But it is not the case of the European airports in which, according to the same study, the ground operation comes in the

first place with 58% which include the ground handling operations, the ATC in the second place with 25%, the airport authorities comes in the third place with 11%, and in the last places come the connection between flights and the weather with 4% and 2%.

2.3.2.2. Direct cost of ground delays for airlines

The evaluation of additional costs for airlines resulting from ground delays is a difficult issue and different figures have been produced. When aircraft are delayed at a gate, either with engines on or off, airlines support additional operational costs and forego revenues. The overall airlines ground delay related costs depend on the composition of their fleet of aircraft. A study realized by ATA for US carriers in 2004 produced the following mean distribution for departure delay causes and cost per additional minute: fuel (30%, 17.05 \$/min), crew (29%, 16.77 \$/min), maintenance (18%, 10.16 \$/min, ownership (17%, 9.74 \$/min) and others (6%, 3.36 \$/min). That means for example that 18% of departure delays was the result of late maintenance operations with a 10.16 \$ cost per additional minute.

For example [Janic, 1997] estimated for European airlines the cost of a ground delay of an hour is equal to \$1330 for a medium aircraft, \$2007 for large a aircraft and \$3022 for an heavy aircraft. For the US air transportation market, [Richetta and al, 1993] estimated the cost of a ground delay of an hour equal to \$430 for small an aircraft, \$1300 for a medium aircraft and \$2225 for a large aircraft. The significant variation between these figures can be related to the difference of structure between the European and the US domestic networks at that time.

2.3.2.3. Passengers related delay costs

Delays supported by passengers represent also a cost for the airline in two ways:

- Loss of image by offering a perturbed transportation service to passengers.

In general transportation is only a mean for passengers to achieve some class of activity (from professional to recreational activities) and transportation delays may have important consequences on these activities. There, complex calculations including passenger composition of flights, wage rate distribution and others, lead to different figures for the estimation of the mean value of the lost time per passenger and per hour. In general this value,

like in other transport studies, is related with the mean wage. For example the FAA adopted in 1996 for the UK air transportation market a mean value of 64 \$/hour [Wu and al, 2000].

- Payment of penalties according to regulations to the passengers which produce a claim.

The delay is considered important, according to regulation n° 261/2004 about passengers rights of the European Parliament and Council and assistance must be proposed to the passengers, if the flight delay is of:

- two hours or more for flights of less than 1500km,
- three hours or more for all (intra-community) domestic flights of more than 1500km and for others flights with distance between 1500km and 3500km,
- four hours or more for other flights.

Then, when a flight has been delayed for an important period of time, the airlines have to provide assistance in different ways to the passengers:

- Refreshments and possibility of restoration depending on the waiting time.
- When the new expected departure time is delayed for the next day, an accommodation in hotel, the possibility to make two phone calls/ fax and the eventual transfer to an alternative airport have to be proposed to the passengers by the airline.
- Whatever the itinerary, if the delay is more than five hours, the passenger are entitled to ask for reimbursement without penalty of the cost of the ticket for the part of flight not made or to flight back to his initial point of departure as soon as possible.

2.4. Time Scales for Ground Handling Management

Depending on the organization of airport activities, ground handling management can be integrated to the overall management of the airport or can be performed by specific ground handling managers. Then, once the role of the different ground handling stakeholders has been defined, different time scales can be considered to set up ground handling management. Figure 2.2 presents a classical timeline for the management of a generic system. In the next

paragraph definitions for the contents of each of these management horizons in the case of ground handling is proposed.

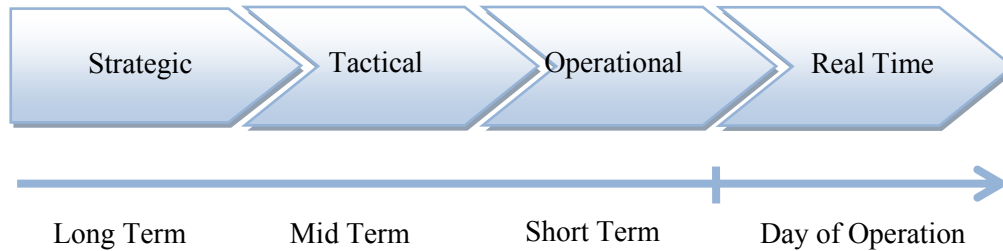


Figure2. 2: Management timeline

2.4.1. Strategic planning for ground handling

The strategic planning time scale corresponds in general to long-term decision making relative to the definition of the general philosophy adopted for the planned system. In the case of airport ground handling it is performed by the airport authorities and covers decisions such as the choice of its main physical and managerial characteristics. For example the decision of subdividing ground handling by passenger terminals and some remote areas is a strategic planning decision. The distribution of ground handling management functions between airport, airlines and ground handler providers is another one. The structure of ground handling charges collection will be also established at this level (direct charging by the ground handling service providers to the airlines, indirect charging through airport charges, etc).

Strategic planning is based on long run predictions of traffic similar to those used for the airport design planning or upgrade. Strategic planning provides a working environment for ground handling which should remain roughly similar during some periods of operation (several seasons or years) to provide a stable perspective to its industrial stakeholders.

2.4.2. Tactical planning for ground handling

Ground handling tactical planning is concerned with the planning of the main resources necessary to face the demand during the next period of operations for ground handling service. This is done by the managers in charge of ground handling within the environment set up by the strategic planning decisions. At this level ground handling charges will be established in coordination with airport authorities and airlines. Tactical planning is

performed before the start of the target period of operation (from three to six months) and with sufficient antecedence to allow the effective availability of the planned ground handling resources at the start of this period of operation. These resources include the necessary equipment and vehicles, as well as the necessary manpower.

The tactical planning decisions are based on medium run demand forecasting, scenarios analysis and technological development information (new ground handling equipment, vehicle and techniques).

Tactical planning decisions may modify significantly the size and composition of the ground handling workforce through direct contracting or sub-contracting of personnel. It may include the training of personnel with the operation of new vehicles and procedures.

2.4.3. Operational planning for ground handling

Operational planning generates detailed execution plans for the next days of operation (a week, a fortnight). Within this time horizon, the level and composition of demand and available resources can be considered known with sufficient reliability to start assigning each available ground handling resource to different unitary ground handling demands (a flight arrival, a flight departure or both) over the period. The problem is then to assign the work to each individual resource as efficiently as possible under the conditions specified by the previous planning steps. This usually means, performing as many tasks as possible with the available personnel, while ensuring that all operational constraints are satisfied. Anyway a planning for the ground handling operations, amendable when necessary, is set up for the following days.

2.4.4. Real-time management for ground handling

Finally, real-time management of ground handling operations is concerned with adapting the current existing plan for the day of operation to handle disturbances which should occur during that day. Real-time (or dynamic) management reacts on line to unpredicted events by reassigning available resources to cover disturbed demand for ground handling services. Depending on the importance and extent of perturbations, this reaction can either be a limited adaptation of a nominal operational plan, termed as regulation, or a complete redefinition of it, termed as disruption management.

2.5. Conclusion

The analysis performed in this chapter shows that the concerned stakeholders (airport authorities, airlines, specialized ground handling operators) are involved in very different degrees in the management of ground handling from an airport to another, in general according to specific circumstances.

When considering direct and indirect costs related to ground handling at airports, direct cost resulting from the execution of ground handling tasks represent a small amount with respect to potential over costs resulting from even limited turnaround dysfunctions. So, the EC recommendation to call for ground handling subcontractors to reduce ground handling costs by promoting competition seems to be inessential in this field of activity. What appears more important is the ability of the ground handling decision making process to prevent dysfunctions and to reduce their impact when they happen. This ability should operate either at the level of the management of a specific ground handling activity over an airport or at the level of the coordination between the different ground handling activities.

In the following chapter an overview of the optimization approaches developed to produce efficient ground handling decision processes at the operations level is developed and discussed.

CHAPTER 3

**OPTIMIZATION APPROACHES FOR GROUND
HANDLING OPERATIONS: AN OVERVIEW**

3.1. Introduction

The ground handling process has received less attention than other airport resources management problems in the Operations Research literature where a rather few number of published works can be found. Most of the published studies are focused only on one type of ground handling resource (passenger buses, catering vehicles, fuel trucks, etc) while the majority of the ground handling management literature copes with off-line situations. The off-line approach assumes that aircraft and airlines meet perfectly their scheduled arrival times and departure times, it corresponds to a situation where each ground handling vehicle must be assigned to a list of successive tasks on different aircraft along the operations period. On the contrary, in the on-line approach a decision process must be set up to face successive or simultaneous delays on scheduled events and perturbations in real-time situations. Variants of the on-line approach are moving time window approaches and disruption management situations.

Works have been published with respect to:

- the management of passenger bus fleets,
- the management of oil truck fleets,
- the management of catering vehicles,
- the management of aircraft cleaning manpower
- the management of de-icing fleets.

All these problems present common characteristics between them and with other fleet or multi-fleet management problems found in other transportation areas such as industrial logistics, distributed service delivery and port operations. Many of these problems can be seen as off-line airside fleet routing problems which may be considered as variants of the classical Vehicle Routing Problem (VRP) [Toth and al, 2002]. In Annex II, the main solution approaches to the classical VRP problem and its variants are briefly discussed.

In this chapter are introduced and analyzed some of these problems, including considered objectives and constraints, mathematical formulation of the problem, the proposed solution approaches and numerical applications if any. Then a global analysis of the state of the art in this field is performed.

3.2. Management of an airside passenger bus fleet

3.2.1. Problem definition

Here is considered the problem of managing a fleet of airside buses used to transport passengers from arriving aircraft to passengers terminals and from passengers terminals to departing aircraft where in general aircraft are in remote position and where the aircraft parking areas are linked to passengers terminals by a ground network of lanes used in general not only by busses but also by other ground handling vehicles. Permanent bus transportation between passenger terminals, with either scheduled or unscheduled operation with in general larger buses, is not considered here. The main objective is to assign buses to arriving or departing aircraft so that passengers arrive on time at destination (passengers terminals for destination passengers and departing aircraft for origin passengers) and flights are not delayed. Another permanent objective is to limit the operations costs generated by the bus fleet by minimizing total travelled distances.

3.2.2. Problem class

Many characteristics of this problem differentiate it from other VRP (vehicle routing problems) and make it somehow harder to be tackled. With respect to its specific operations characteristics:

- The buses operate in a pendulum way between single aircraft and terminals.
- The followed routes are demand driven and are not repetitive (no frequency of operations).
- Parking space is very limited in the operating area of busy airport surfaces.
- The planned routes must consider possible varying delays at the parked aircraft or passengers terminals.
- The vehicles serve only one group of customers at a time.

With respect to the dynamic aspects of this problem, while it can be assumed a complete knowledge of which aircraft (flights) have to be serviced, there is uncertainty about when and where each aircraft will be requesting service or how long it will take.

3.2.3. Problem formulation

In [Kuhn and al , 2009] the management of an airside passenger bus fleet which services aircraft after their arrival and departing aircraft before their departure has been considered recently. After analyzing current operations with the service vehicle dispatcher at Hamburg Airport, a moving time window approach was proposed by these authors where every ten minutes an assignment problem is solved using updated data about the current situation and short term predictions. To solve successively the resulting static scheduling problems, a mixed integer linear program has been formulated in order to get current local optimal solutions minimizing a mix of the total aircraft departure delays and of the service provider fuel costs. The following notations have been adopted:

Binary variable a_{ij}^x is equal to 1 if vehicle x serves aircraft j immediately after serving aircraft i , where $i=0$ at the start and $j=0$ at the end of the service, otherwise $a_{ij}^x = 0$. D_{ij} is the distance a service vehicle must travel after servicing aircraft i to be ready to service aircraft j and D_{xi} is the distance that vehicle x must travel from its current position to the position of aircraft i . T_i is the time at which the aircraft i expect the service. b_i is the time at which the service begins on aircraft i . The assumed fixed travel speed of the service vehicle is V and F_x is the time at which, according to the current scheduling, vehicle x becomes available. Here $I = \{1, \dots, n\}$ and $I^+ = I \cup \{0\}$. Then, choosing a weighting $\lambda \in [0, 1]$ the following formulation has been adopted:

$$\text{Min } \lambda(\sum_{i \in I} b_i) + (1 - \lambda)(\sum_{x \in X} \sum_{i \in I^+} \sum_{j \in I} D_{i,j} a_{i,j}^x) \quad (3.1)$$

subject to the following constraints:

$$\sum_{x \in X} \sum_{i \in I^+} a_{i,j}^x = 1, \forall j \in I \quad (3.2)$$

$$\sum_{j \in I^+} a_{0,j}^x = 1, \forall x \in X \quad (3.3)$$

$$\sum_{j \in I^+} a_{j,0}^x = 1, \forall x \in X \quad (3.4)$$

$$\sum_{i \in I^+} a_{i,j}^x = \sum_{k \in I^+} a_{j,k}^x, \forall j \in I, \forall x \in X \quad (3.5)$$

$$a_{i,j}^x \in \{0,1\}, \forall i, j \in I^+ \quad (3.6)$$

$$b_i \geq T_i, \forall i \in I \quad (3.7)$$

$$b_j \geq \left(F_x + \frac{D_{x,j}}{V} \right) \cdot a_{0,j}^x, \forall j \in I, \forall x \in X \quad (3.8)$$

The first constraint (equation (3.2)) ensures all aircraft receive service. Equations (3.3) and (3.4) impose that all service vehicles begin and end their service tours at location 0. Equation 3.5) is a flow conservation constraint: a vehicle arriving at an aircraft must leave that aircraft later. Equation (3.7) ensures each possible task is either assigned or not. Equations (3.8) provide earliest start time constraints for the service at an aircraft is ready.

3.2.4. Solution approaches and comparative results

[Kuhn and al , 2009] considered first an exact solution approach based on a branch and bound technique, and they compared it to a genetic algorithm, to a greedy approach and to actual operations. These different approaches were applied to problems with 6 passenger buses serving 17 aircraft at Hamburg Airport during an hour and to problems with 25 vehicles serving 1000 aircraft at Dallas-Fort Worth Airport during 18 hours.

At the Dallas-Fort Worth Airport, the exact solution approach was not able to provide an optimal solution within an acceptable time. In that case, the genetic algorithm approach provided the best results over the different considered scenarios. In that case, it reduced the mean distance travelled by the busses of about 300 kilometres per day and the mean delay absorbed by aircraft by 25% relative to the greedy approach whose performance was close to actual operations. Then the varying time window approach, coupled with an efficient heuristic, appeared to be able to cope rather efficiently with this problem.

3.3. Management of fuelling trucks at airside

3.3.1. Problem definition

In many airports aircraft fuelling is performed by dedicated trucks. In large airports with underground fuelling facilities are available at deck parking positions but remote parking positions must be served independently by fuelling trucks. In low traffic airports, in general fuelling is only performed by fuelling trucks. In general fuelling is performed only some time before the scheduled departure time of an aircraft.

3.3.2. Problem classification

This problem is also close to the VRP (Vehicle Routing Problem) but differs from it by different aspects:

- The demand for fuel varies from one aircraft to another, making the servicing time different.
- For short turn around aircraft the time window to perform fuelling may be quite reduced.
- Late demands are frequent, their origin can be the result of new weather estimates on long haul flights or of late adjustments in airlines fleet operations.
- Fuelling trucks have a limited fuel capacity and in general only one vehicle is sent to perform this operation at a given aircraft.
- Fuelling trucks must return to a fuel station to recompose their fuel load.

All of this makes this problem to be a very special case of VRP problem.

3.3.3. Mathematical formulation

This problem has been tackled recently by [Du et al., 2008]. They studied the fuel ramp operations and considered the scheduling problem of fuelling vehicles and proposed a solution approach based on the Vehicle Routing Problem with Tight Time Windows (VRPTTW) with multiple objectives. Here n flights are to be served by fuelling trucks at different gates in the airport. To each flight I is attached a fuel demand d_i corresponding to a service time of duration p_i and with a time window $[a_i, b_i]$ with a_i as earliest starting time and b_i as latest starting time. The adopted notations are:

$x_{ik} = 1$ if truck $k \in \{1, \dots, m\}$ is assigned to flight f_i , $i \in \{1, \dots, n\}$ and $x_{ik} = 0$ otherwise.

$y_k = 1$ if the k^{th} truck comes into and $y_k = 0$ otherwise, $i \in \{1, \dots, n\}$.

s_i is the start time of the ground service for flight f_i , $i \in \{1, \dots, n\}$.

t_k is the flow time of the truck k , it denotes its busy time.

The objectives were in order of importance to minimize:

- the number of necessary vehicles: $\sum_{k=1}^m y_k$
- the start time of the service performed by the oil tuck on each flight in order to be able to deal with perturbations (accident, flight arrival delays ...): $\sum_{i=1}^n s_i$
- the total busy duration of the trucks: $\sum_{k=1}^m t_k$ where $t_k = C_k - B_k$ if the k^{th} truck is called into service, $t_k=0$ otherwise, with $C_k = \max_i \{(s_i + p_i).x_{ik}\}$ and $B_k = \min_i \{s_i.x_{ik}\}$.

3.3.4. Solution approach

Once merging some of these objectives into a single one and transforming the others in level constraints, this problem can be formulated as a large Integer Linear Optimization Problem. However it can be easily concluded that the complexity of this resulting problem is high, so that heuristic approaches should be designed to provide efficient solutions within an acceptable time.

Then, the authors in [Du and al, 2008] adopted a specialized Ant Colony Optimization (ACO) to try to solve efficiently this multi objective combinatorial optimization problem. Ant colony Optimization has been developed by Dorigo and al. in [Dorigo et al., 1997] to solve at first the Travelling Salesman Problem (TSP) by adopting the collective behaviour of ant colonies with respect to food search which is based on the current pheromone levels on the candidate trails. The heart of this ACO algorithm is the updating rule of the path choice probabilities. There the probability for truck k to choose flight j after having chosen flight I is given by:

$$p_k(i, j) = (\tau(i, j))^\alpha (\eta(i, j))^\beta / \left(\sum_{u \in U_k(i)} (\tau(i, u))^\alpha (\eta(i, u))^\beta \right) \quad (3.9)$$

where the positive parameters α and β represent the relative importance of the pheromone and the impedance levels in the choice of destination, $U_k(i)$ is the set of flight which can be visited by truck k from flight I , $\tau(i, j)$ is the level of pheromone on arc (I, j) and $\eta(i, j)$ is the impedance level between flights I and j . In this study they adopted the function:

$$\eta(i, j) = 1 / ((s_j - s_{-\pi_i}) \cdot \pi_j \cdot (b_j - s_i - \pi_i)) \quad (3.10)$$

where in the denominator, the first term is the travelling time between flights i and j , π_j is the service time for flight j and the last term denotes the slack before the latest start time of the service of flight j .

An Earliest Start Time heuristic has been proposed to provide an initial solution, and then from one iteration to the next, local and global updating rules have to be activated.

The local updating rule is such that:

$$\tau(i, j) \leftarrow (1 - \rho) \cdot \tau(i, j) + \rho \cdot \tau_{\max} \quad (3.11)$$

where $\rho \in]0, 1[$ is the pheromone decay parameter and $\tau_{\max} = \tau_0 / \rho$ where τ_0 is computed from the initial solution.

The global updating rule is such that:

$$\tau(i, j) \leftarrow (1 - \rho) \cdot \tau(i, j) + \sum_{r=1}^R w_r \cdot \tau_r \quad (3.12)$$

Where R is the set of the best solutions found at the previous iteration and where $w_r = 0$ if the r^{th} best solution does not use link (i, j) and $w_r > 0$ otherwise.

3.3.5. Achieved performances

Numerical applications show that the exploration time of this Ant Colony algorithm was too excessive even for medium size problems. Then, to get better results they introduced an heuristic based on the Earliest Due Date. This heuristic h selects the flight according to the earliest due time to serve when the trucks are idle. They applied this algorithm to problems with 20 to 154 flights to be refuelled during a day period. They compared the solutions obtained with the above approach (limited to 20 iterations) and an Earliest Committed Service First which consists in choosing the first available truck each time a flight demands refuelling. In terms of size of the necessary truck fleet, the proposed method was best by 15% for small size problems to 25% for larger problems, while the computation times were equivalent.

3.4. Management of a connecting baggage fleet

3.4.1. Problem definition

Here is considered the problem of managing the fleet of ground vehicles in charge of transporting baggage for connecting passengers between their arrival and departure flights in

an airport. These passengers arrive to the airport on inbound flights and depart on outbound flights within a reduced period of time. Their baggages are not directed to the arrival halls like the baggage of destination passengers. They must be collected separately and transported to the departing flights. The process of collecting and redistributing the connecting baggage vary in general according to many factors: the structure of the airside including terminals, parking areas and airside circulation lanes, the regulations with emphasis on security issues and contracts between airlines and ground operators. The handling company is in general supposed to operate a fleet of homogeneous transportation vehicles which perform all the day round trips from/to the baggage dispatch facility while serving flights and/or baggage handling stations. Each vehicle returning to the baggage dispatch facility is assigned to a new trip which must be performed immediately or not, depending of the availability of the baggage.

Then the decision problem considered here is relative to the planning of the routes for the transportation vehicles such that each bag is delivered directly to the flight, or to the baggage station, respecting time windows constraints. The objective is in general to deliver in time to the departing aircraft the corresponding baggage and when this cannot be achieved with the available fleet of transportation vehicle, to minimize the number of bags which miss the departing flights within a day period.

For example in a major European airport this problem is handled with two dispatch facilities which are run independently on each side of the airport (north N and south S) with separate fleets of identical vehicles with a capacity of 20 bags. Facility N handles approximately 4000 short transfer bags every day with 40 vehicles while facility S handles about 7000 bag transfers with 45 vehicles. There are 7 baggage handling stations. Statistics show that 50% of the connecting bags at facility N are directly delivered to the flights while 62% of the connecting bags are directly delivered to the flights at facility S. Statistics shown also that with the current operation the company has about 230 undelivered bags/day for the north facility and about 240 undelivered bags/day for the south facility.

3.4.2. Class of problem

The baggage delivery problem is a variant of the Vehicle Routing Problem (VRP) where each delivery must satisfy strict time windows since all bags for a flight must be on-board within a certain amount of time before take-off, while they cannot be delivered until the aircraft is

ready for that. Deliveries to baggage handling stations obey to maximum delay constraints which can be framed also as time window constraints. These constraints are characteristic of a Vehicle Routing Problem with Time Windows (VRPTW). However, common characteristics to baggage delivery problems differentiate them from a classical Vehicle Routing Problem with Time Windows:

- The possibility of delivering a bag to one of two types of locations (aircraft or baggage handling stations) each having different time window types makes this problem be a special Generalized Vehicle Routing Problem (GVRP) as studied by Ghiana and Improta in [Ghiana and al, 2000]
- The planning of multiple trips for each delivery vehicle makes this problem be a special Vehicle Routing Problem with multiple trips (VRPM) as studied by [Prins, 2002].
- The possibility of splitting bags between different delivery vehicles for the same flight makes this problem to be a special case of the Multi Depot VRP (MDVRP), as studied in [Nagy and al, 2005].

Although some general frameworks have been developed for large classes of Vehicle Routing Problems with additional constraints [Pisinger and al, 2007], [Ropke and al, 2006], only the work by Clausen and Pisinger [Clausen and al, 2010] considers the whole set of the baggage delivery problem specific constraints. In the following, their adopted formulation for the off-line optimization problem is presented as well as the main ideas of their proposed on-line greedy solution algorithm with some numerical results.

3.4.3. Mathematical formulation

In the case considered by Clausen and Pisinger, the baggage handling company operates a number of baggage sorting and dispatch terminals to process the connecting baggage. The company is in charge of transporting the baggage either directly to the departing flights or to the baggage handling stations where they are merged with the other luggage assigned to the same flight. Delivering to the handling stations is performed only if this can be done before the bags of origin passengers are taken from the station to the aircraft.

This problem has been formulated by Clausen and Pisinger as a cumbersome Integer Programming problem where N baggage must be transported using K identical vehicles of capacity Q . Each vehicle is assigned to a maximum number of routes R and each times return to a depot to load new baggage to be delivered within given time windows either at a

departing aircraft or at a handling station. A $2N+2$ nodes graph is constructed where the first N nodes represent the flights, the next N nodes represent handling stations, node 0 represents the initial depot while node $2N+2$ is the final depot. Let V be the set of nodes and E be the set of edges. Strong connectivity is assumed for this graph. An empty route connects directly the initial and the final depots. To each node is assigned a time window $[a_i, b_i]$. The processing duration at node i is given by s_i while the travel time between two nodes i and j in the graph is given by t_{ij} and the arrival time of baggage i is written u_i . The binary variable $x_{ijk_r} = 1$ if vehicle k goes from i to j along the r^{th} route, $x_{ijk_r} = 0$ otherwise, $z_i = 1$ if baggage i is not delivered and $z_i = 0$ if it is delivered, S_{ikr} is the time at which service at node i is completed by vehicle k on route r . Then we get:

$$\text{Min } \sum_{i=1}^N z_i \quad (3.13)$$

Subject to

$$x_{i,j,k,r} + x_{n+i,j,k,r} + z_i = 1, \forall i \in N, j \in V, k \in K, r \in R \quad (3.14)$$

$$x_{0,j,k,r} = 1, \forall j \in V, k \in K, r \in R \quad (3.15)$$

$$x_{i,2n+1,k,r} = 1, \forall i \in V, k \in K, r \in R \quad (3.16)$$

$$x_{i,j,k,r} \leq Q, \forall (i,j) \in E, j \neq 2N+1, \forall k \in K, r \in R \quad (3.17)$$

$$x_{i,j,k,r} + x_{j,i,k,r} = 0, \forall i \in V, k \in K, r \in R \quad (3.18)$$

$$x_{i,j,k,r} = 1 \Rightarrow S_{ikr} + s_i + t_{ij} \leq S_{jkr}, \forall (i,j) \in E, k \in K, r \in R \quad (3.19)$$

$$a_i \leq S_{ikr} \leq b_i, \forall i \in V, k \in K, r \in R \quad (3.20)$$

$$S_{2n+1kr} \leq S_{0kr+1}, \forall k \in K \quad (3.21)$$

$$x_{j,i,k,r} = 1 \Rightarrow S_{0kr} \geq u_i, \forall i \in V, k \in K, r \in R, j \in V \quad (3.22)$$

$$x_{i,j,k,r} \in \{0,1\}, \forall (i,j) \in E, k \in K, r \in R \quad (3.23)$$

$$z_i \in \{0, 1\}, \forall i \in N \quad (3.24)$$

$$S_{i,k,r} \geq 0, \forall i \in V, k \in K, r \in R \quad (3.25)$$

Relation (3.13) consider the objective of minimizing the number of undelivered bags while constraint (3.14) sets z_i to 1 if bag i is not delivered on time to its flight or handling station, Constraints (3.15) and (3.16) are depot starting and ending conditions (each route should leave the depot once and return to it once). Constraint (3.17) is a vehicle capacity constraint which must be satisfied on all routes. Constraint (3.18) is a flow conservation constraint at node i for vehicle k performing route r . Constraint (3.19) ensures that if edge (i, j) is used by vehicle k on route r , then the completion time at j is greater than the departure time at node i plus the travel time between i and j and drop off time at j . Constraints (3.20) are time windows constraints and constraints (3.21) insure that new routes cannot be started before the previous routes have ended. Constraint (3.22) ensures that vehicle k cannot start route r until its corresponding baggage is available.

3.4.4. Proposed solution approach

Considering the size of real life instances and the dynamic aspect of the problem, a greedy algorithm was proposed to solve approximately this problem. With this algorithm, each vehicle is scheduled individually and only for one trip at a time. The scheduling is performed once a vehicle arrives to the dispatch hall (at start of its operation or when it returns from a previous delivery trip). Then at that time a delivery task is generated and assigned to the driver of that vehicle. This task indicates which set of bags must be picked up at each location in the dispatch hall and the list of delivery destinations for each bag. The algorithm is designed so that “good” sets of tasks are generated. A good set of tasks has been defined as being such as flights with an imminent departure flights are treated with priority, the task assigned to a vehicle should handle as many bags as possible and the routes associated with the delivery tasks should be as short as possible. Then the proposed heuristic makes use of penalizations to handle these sub-objectives.

The algorithm considers all bags present in the dispatch hall at the time of calculation and the induced sub-graph containing only nodes and Edges belonging to the depot. For each edge

(i, j) is computed a cost that should reflects the attractiveness of delivering the bag associated with node j :

$$c_{ij} = \alpha_L \sigma_{ij}^L + \alpha_R \sigma_{ij}^R + \alpha_D \sigma_{ij}^D \quad (3.26)$$

where σ_{ij}^L is the cost associated with the type of delivery, σ_{ij}^R is the cost associated with the length of the route and σ_{ij}^D is the cost associated with the departure time at location j , here $\alpha_L, \alpha_R, \alpha_D$ are real valued weights.

The edges with lowest cost are selected in a greedy way up to delivery time constraints or vehicle capacity constraints.

3.4.5. Obtained results

To test the algorithm, they used real data about transfer bags for a full week of operations. The airport considered in their tests was composed of two dispatch facilities. The numerical results showed that the proposed algorithm is robust with regards to the stochastic aspect of the bag delivery times and the vehicle travel times.

3.5. Management of a de-icing fleet

3.5.1. Problem description

Aircraft de-icing becomes a necessary ground operation before aircraft departure when there is it has been parked for some time in icing conditions and there is a risk that a layer of ice forms on the aircraft critical surfaces. In that case the aircraft aerodynamic efficiency can be largely deteriorated and a take-off manoeuvre without de-icing can lead to a crash situation. The de-icing operation is considered to be curative when ice has been already formed and the associated anti-icing operation is considered to be preventive since the effect of the anti-icing liquid remains for a time sufficient to taxi and take-off safely. De-icing is in general the last ground operation before taxiing for take-off.

The de-icing process can be centralized at de-icing stations or decentralized with the use of a de-icing fleet of vehicles. The need for de-icing is dependent on actual weather conditions and aircraft state. Conservative decisions are in general taken by considering meteorological

forecast, but current conditions can turn this operation unnecessary for some flights. That means that the demand for de-icing cannot be established too much in advance since it presents can present a large degree of uncertainty. It is worth to observe that the duration of the de-icing operation will depend on the importance of the aircraft icing state.

3.5.2. Current studies

[Norin et al, 2009] developed a simulation model for the assessment of the turn-around activities of a de-icing fleet at an airport. This model was validated using Stockholm Airport as reference airport. Then they proposed a mathematical formulation of the de-icing fleet scheduling problem where the objective is to minimize a mix of the total delay for the departing flights and of the total distance travelled by the de-icing vehicles. This modelling approach is detailed in the next paragraph.

[Mao and al, 2008], considered the case of an airport with de-icing stations to which aircraft have to go to be processed before departure. They viewed this problem as a special case of a Multi-mode Resource-Constrained Project Scheduling Problem (MRCPSP) [Bruker, 1999] where the objective is to minimize the total delay of aircraft at take-off. There the aircraft were taken as agents and the de-icing stations as resources. A pure First Come First Served-FCFS heuristic has been compared with a FCFS heuristic including penalties (decommitment penalties-DC) to promote the coordination between agents and make them reserve the de-icing trucks as close as possible to their take-off time. The results show that comparing the FCFS to the FCFS with DC, the second approach gives a lower delay regardless of the number of aircraft.

[Zhiwei and al, 2010] proposed another Multi-Agent based model for the scheduling of aircraft de-icing operations. They try to show that the multi-agent approach [Feber, 1995] can be useful in managing this problem by allowing to take better into account the uncertainty and flexibility of the problem and to preserve the interest of all the concerned actors (the airport, the airlines and the ground service company). They proposed a decision making algorithm based on the negotiation between agents which proved superior to a mere FCFS strategy in terms number of de-iced aircraft per period and in the aircraft de-icing delays.

3.5.3. Mathematical formulation

Here we consider the mathematical formulation proposed by [Norin et al, 2009] for the de-icing fleet scheduling problem. It is as follows:

$$\text{Min} \sum_{i=0}^N \sum_{j=0, i \neq j}^N \sum_{k=1}^K \sum_{r=1}^R (a.l_i + b.w_{ij}.x_{ij}^{kr}) \quad (3.27)$$

subject to

$$\sum_{i=1}^N x_{ih}^{kr} - \sum_{j=1}^N x_{hj}^{kr} = 0, h \in \{0, \dots, N\}, k \in \{1, \dots, K\}, r \in \{1, \dots, R\} \quad (3.28)$$

$$\sum_{j=0}^N \sum_{k=1}^K \sum_{r=1}^R x_{ij}^{kr} = 1, i \in \{0, \dots, N\} \quad (3.29)$$

$$\sum_{i=1}^N \sum_{j=1}^N d_i.x_{ij}^{kr} \leq q^k, k \in \{1, \dots, K\}, r \in \{1, \dots, R\} \quad (3.30)$$

$$t_i + s + f_i + w_{ij} - M(1 - x_{ij}^{kr}) \leq t_j, i, j \in \{1, \dots, N\}, k \in \{1, \dots, K\}, r \in \{1, \dots, R\} \quad (3.31)$$

$$p_i \geq t_i + s + f_i, i \in \{1, \dots, N\} \quad (3.32)$$

$$p_i \geq STD_i, i \in \{1, \dots, N\} \quad (3.33)$$

$$l_i \geq t_i + s + f_i + STD_i, i \in \{1, \dots, N\} \quad (3.34)$$

$$t_m^{stop} + f_0 - M(1 - z_{mn}^k) \leq t_n^{start}, m, n \in \{1, \dots, R\}, k \in \{1, \dots, K\} \quad (3.35)$$

$$z_{mn}^k \geq x_{i0}^{kn} + x_{0j}^{kn} - 1, n > m, i, j \in \{0, \dots, N\}, k \in \{1, \dots, K\} \quad (3.36)$$

$$t_r^{stop} \geq p_j + w_{j0} - M(1 - x_{j0}^{kr}), j \in \{1, \dots, N\}, k \in \{1, \dots, K\}, r \in \{1, \dots, R\} \quad (3.37)$$

$$0 \leq t_r^{start} \leq t_i - w_{0i} + M(1 - x_{0i}^{kr}), i \in \{1, \dots, N\}, k \in \{1, \dots, K\}, r \in \{1, \dots, R\} \quad (3.38)$$

$$t_i \geq 0, p_i \geq 0, l_i \geq 0, i \in \{1, \dots, N\} \quad (3.39)$$

Here K is the number of available de-icing trucks; N is the number of assignments during the considered time period. M is an arbitrary large constant. Assignment 0 is to the truck fuel station where also all routes start and end; R is the total number of routes performed by the trucks. A route is a feasible sequence of assignments for a fuel truck. R is chosen large

enough to accommodate all the routes that the fleet can perform in a day ($R \leq N$), note that some of these routes may be empty. Here q^k is the capacity of truck k , w_{ij} is the travelling time for fuel trucks between assignments i and j , f_i is the mean de-icing duration time, f_0 is the truck refill time at the fuel station, STD_i is the scheduled departure time of aircraft i and s is the de-icing set up time at aircraft, t_i is the start time of fuelling at assignment i , t_r^{start} is the start time for the route r , t_r^{stop} is the stop time for the route r , p_i is the end of the time assignment i , l_i is the delay for the aircraft corresponding to the assignment i .

a and b are the weights of the objective function (total service delay at aircraft and total truck , travelling time, respectively).

With respect to decision variables, the adopted notations were such as: $x_{ij}^{kr} = 1$ if there is an arc from i to j on route r for the truck k , otherwise $x_{ij}^{kr} = 0$; $z_{mn}^k = 1$ if the truck k performs the route m before the route n , otherwise $z_{mn}^k = 0$.

Then, equation (3.27) is the objective function which corresponds to the minimization of a weighted mix of the delay of aircraft resulting from the fuelling service and of the total travelling time of the fuel trucks. Equation (3.28) ensures that the same trucks arrives to and leaves each assignment on its route. Equation (3.29) defines that every assignment is performed exactly once. Equation (3.30) makes sure that a de-icing truck is going to the refill station before it runs out of fluid. Equation (3.31) specifies that a truck cannot arrive to an assignment before the previous one is completed and the truck has travelled between the assignments. The time an assignment is finished is calculated in equation (3.32) and (3.33). The possible flight delay is defined in equation (3.34). Equation (3.35) defines that the next route with the same truck cannot start before it is re-equipped with de-icing fluid. Equation (3.36) guarantees that if an arc exists (i.e. if the x -value for an arc is 1) the z -value for the corresponding route is also 1. Equation (3.37) and (3.38) specifies the start and stop times for a route.

3.5.4. Solution approach and results

The above problem is a mixed linear optimization problem (binary variables x_{ij}^{kr} and z_{mm}^k , real variables (t_i, p_i)) whose solution, even for small size instances, requires a large computational effort. Then, to get working solutions to this problem in an acceptable computation time, different GRASP (Greedy Randomized Adaptive Search Procedure) heuristics [Feo and al, 1995] were developed. These techniques generate during the search process a set of concurrent solutions from which dominating solutions with respect to the two main objectives are retained. A simulation model was used to compare in the case of Stockholm Airport the de-icing operations performances resulting from a GRASP based management and from current scheduling rules. They used data from Stockholm Airport before and after the integration of the concept of Collaborative Decision Making and in both cases the GRASP approach proved superior to current scheduling rules.

3.6. Management of catering fleets

3.6.1. Problem description

A more sophisticated solution was proposed by [Ho and al, 2010] to tackle the airline catering operations including the staff workload. They considered the problem as a manpower allocation problem with time window and job-skill constraints. The optimization objective consists in the maximization of the total number of assigned jobs. They presented a comparison between Tabu Search and Simulated Annealing approaches to solve the problem. To test these approaches, they used real-life instance provided from an airline catering company. The results show that the Tabu Search gives better solutions than the Simulated Annealing approaches. They studied also the impact of the team formation and they found that the extension of allowing jobs to be shared between two teams is a good mode of operations.

3.6.2. Mathematical formulation

[Ho and al, 2009] considered a flight as a job. There are n jobs by the set $J = \{1, \dots, n\}$, where each job g is described by an aircraft/ configuration combination $f_v \in F$, a service

duration p_v and $[a_v, b_v]$ which denotes the earliest and latest starting times for a job v . $D = \{1, \dots, d\}$ is a set of d drivers, and $L = \{1, \dots, l\}$ is a set of l loaders in a day, where the total workers is the set $W = D \cup L$. Worker $i \in W$ is described by his/her shift hours $[t_i, e_i]$, and a set of skills represented by aircraft type/configuration combinations, $S_i \in F$. Worker i and worker j and worker j ($i, j \in W$) may have overlapping skills, i.e., $S_i \cap S_j \neq \emptyset$. All workers must travel in teams when leaving the depot, denoted by 0, when visiting job location v , the team returns to the depot, denoted by $n+1$ (although physically located the same as 0). Teams are formed by grouping driver i and loader j together, where $t_i = t_j$ and $e_i = e_j$, $i \in D$, $j \in L$. It is assumed that the number of loaders in a shift is at most the number of drivers in the same shift. Loader j must be in a team with a driver i , whereas, driver i might be in a team with driver h , where $t_i = t_h$ and $e_i = e_h$, $i, h \in D$. Hence, there are m teams, denoted by

$$V = \{1, \dots, m\}, \text{ where } m = \sum_{q=1}^{nSh} \left(|L_q| + \left\lceil \frac{|D_q - L_q|}{2} \right\rceil \right). \text{ Here, } nSh \text{ denotes the number of shifts in a}$$

day. L_q denotes the set of loaders in shift q , D_q denotes the set of drivers in shift q . Job v can be served by team $k \in V$ (with members i and j) if $f_v \in S_i \cup S_j$ (i.e. at least one of the two team members has the required skill), $s_v \in [a_v, b_v]$ and $s_v \geq t_i$ and $s_v + p_v \leq e_i$, where s_v denotes the start of service for job v . The overall manpower scheduling problem consists of constructing a set of team, teams-to-jobs assignment and job start-times such that a balanced schedule which minimizes the number of unassigned jobs is made. M_1 and M_2 are arbitrary large constant matrices.

The set $L(i) = \{j \in L / t_i = t_j, e_i = e_j\}$ for $i \in D$, is defined as the set of loaders who are in the same shift as driver $i \in D$. The following sets are defined in similar manner: $D^L(j) = \{i \in D / t_i = t_j, e_i = e_j\}$ for $j \in L$ and $D^D(i) = \{j \in D / i \neq j, t_i = t_j, e_i = e_j\}$ for $i \in D$. For each worker $i \in D$ and worker $j \in L(i) \cup D^D(i) \cup \{i\}$, and for each team $k \in V$, the decision

$$\text{variable } x_{ij}^k \text{ is defined as: } x_{ij}^k = \begin{cases} 1, & \text{if worker } i \text{ and worker } j \text{ belong to team } k \\ 0, & \text{otherwise} \end{cases} \quad (3.40)$$

For each pair of job locations u and v , where $u, v \in J \cup \{0, n+1\}$, $u \neq v$, and for each team k , the decision variable y_{uv}^k is defined as:

$$y_{uv}^k = \begin{cases} 1, & \text{if team } k \text{ does job } v \text{ "immediately" after job } u \\ 0, & \text{otherwise} \end{cases} \quad (3.41)$$

Note that job 0 refers to the initial departure from the depot and job $n+1$ refers to the final arrival at the depot.

To model the job-skills compatibility constraints, an indicator parameter φ_{vi} is defined for each job $v \in J$ and each worker $i \in W$ as: $\varphi_{vi} = \begin{cases} 1, & \text{if job } v \text{ is in skill - set of worker } i \\ 0, & \text{otherwise} \end{cases}$ (3.42)

The decision variable s_u is defined for each job u and denotes the start of service of job u (by some team k). The basic manpower scheduling problem can be started mathematically as:

$$\text{Max} \sum_{k \in V} \sum_{u \in \{0\} \cup J} \sum_{v \in J} y_{uv}^k \quad (3.43)$$

Subject to:

$$\sum_{k \in V} \sum_{i \in D^L(j)} x_{ij}^k = 1, \forall j \in L \quad (3.44)$$

$$\sum_{k \in V} \left(\sum_{j \in L(i) \cup D^D(i)} x_{ij}^k + x_{ii}^k \right) = 1, \forall i \in D \quad (3.45)$$

$$\sum_{i \in D} \left(x_{ii}^k + \sum_{j \in L(i)} x_{ij}^k \right) + \frac{1}{2} \left(\sum_{i \in D} \sum_{j \in D^D(i)} x_{ij}^k \right) \leq 1, \forall k \in V \quad (3.46)$$

$$x_{ij}^k = x_{ji}^k, \forall i \neq j \in D, \forall k \in V \quad (3.47)$$

$$\sum_{v \in J \cup \{n+1\}} y_{0v}^k = 1, \forall k \in V \quad (3.48)$$

$$\sum_{u \in \{0\} \cup J} y_{uh}^k - \sum_{v \in J \cup \{n+1\}} y_{hv}^k = 1, \forall k \in V, \forall h \in J \quad (3.49)$$

$$\sum_{u \in \{0\} \cup J} y_{u,n+1}^k = 1, \forall k \in V \quad (3.50)$$

$$\sum_{k \in V} \sum_{u \in \{0\} \cup J} y_{uv}^k \leq 1, \forall v \in J \quad (3.51)$$

$$\sum_{u \in \{0\} \cup J} y_{uv}^k \leq \sum_{i \in D, j \in W} (\varphi_{vi} + \varphi_{vj}) x_{ij}^k, \forall k \in V, \forall v \in J \quad (3.52)$$

$$a_v \leq s_v \leq b_v, \forall v \in J \quad (3.53)$$

$$t_i x_{ij}^k \leq s_v + (1 - y_{uv}^k) M_1, \forall k \in V, \forall u \in \{0\} \cup J, \forall v \in J, \forall i \in D, \forall j \in L(i) \cup D^D(i) \cup \{i\} \quad (3.54)$$

$$s_v + p_v - (1 - y_{uv}^k) M_1 \leq e_i + (1 - x_{ij}^k) M_2, \forall k \in V, \forall u \in \{0\} \cup J, \forall v \in J, \forall i \in D, \\ \forall j \in L(i) \cup D^D(i) \cup \{i\} \quad (3.55)$$

$$s_u + p_u \leq s_v + (1 - y_{uv}^k) M_1, \forall k \in V, \forall u, v \in J \quad (3.56)$$

$$s_u \geq 0, \forall u \in J \quad (3.57)$$

$$x_{ij}^k \in \{0, 1\}, \forall k \in V, \forall i \in D, \forall j \in L(i) \cup D^D(i) \cup \{i\} \quad (3.58)$$

$$y_{uv}^k \in \{0, 1\}, \forall k \in V, \forall u, v \in J \cup \{0, n+1\} \quad (3.59)$$

Constraint (3.44) restricts the team assignment with a loader to driver of the same shift, while constraint (3.45) states that a driver might be grouped with either a loader or a driver of the same shift. Constraint (3.46) ensures that no more than two workers are assigned to each team (index). Constraints (3.48)-(3.50) guarantee that for each trip the team leaves the depot, after servicing job in sequence, it finally returns to the depot. Constraint (3.51) states that each job is assigned to at most one team. Constraint (3.52) states that job v could only be served by team k if job v is either in the skill-set of worker i or in the skill-set of worker j . Time windows constraints for job v are specified by (3.53). Inequalities (3.54) and (3.55) specify that if team k is visiting job location v , its service duration must fall within the shift hours of team k . Constraint (3.56) ensures that service periods between trips of team k are ordered sequentially. (3.58) and (3.59) are the integrality constraints. The objective (3.43) is to maximize the number of assigned jobs (in reality, it is also important a balanced schedule, and it has been addressed in the solution methodology).

3.7. Global approaches

Recently, some authors have considered the global airport ground handling scheduling and assignment problem. The global approach has been tackled in two main ways: a fully centralized approach and a fully decentralized approach.

The work by [Dohn and al, 2008] has concentrated on the management of ground handling manpower by considering that ground handling is managed by a central entity responsible to build up dynamically the teams with the different involved skills, which will be in charge of each arriving or departing aircraft.

The decentralized solution approach of the global ground handling assignment problem has been coped in two ways:

- by considering that the global ground handling scheduling problem is an instance of a multi-project scheduling problem,
- by considering that it is a distributed decision making problem.

3.7.1. A Centralized Approach for the Ground Handling Assignment Problem

3.7.1.1. Problem description

Here it is considered that each ground handling demand (arrival, departure or both) is processed by units composed of equipment/vehicle and specialized manpower. Service delivery at arriving or departing aircraft obeys to time constraints which can be expressed as time window constraints. Then when following a particular ground handling team, it is successively assigned to different services at different locations and performs a tour which covers some of the parking stands with grounded aircraft. Then it can be considered that each ground handling unit performs a sub tour while it is expected that the whole grounded aircraft will be visited by the required teams of ground handling operators.

3.7.1.2. Mathematical formulation

[Dohn and al, 2008] proposed a formulation of the scheduling problem of personnel at airports where the objective is to minimize the total number of unassigned tasks and minimize the operating cost of each team. So they introduced the Manpower Allocation Problem with Time Windows whose formulation is as follows:

Let $C = \{1, \dots, n\}$ be a set of n tasks and consider a set V of inhomogeneous teams of workers. To each task is associated a duration, a time window, a set of skills and a location. It is supposed that each task $i \in C$ has to be performed in a time window $[a_i, b_i]$ where a_i and b_i correspond to the earliest and the latest starting times for a task i . Each task i is divided into r_i split tasks. Time t_{ij} is the transportation time between each pair of tasks (i, j) and the service time at task i . If team k has the required qualifications for performing task i , then $g_{ik} = 1$ otherwise $g_{ik} = 0$. Each team $k \in V$ operates within a working time window $[e_k, f_k]$ from a unique service centre at location 0, common to all teams.

The selected objective is here to minimize the total number of unassigned tasks while assigning to each team feasible sequences of activities along paths. Such feasible paths are shifts starting and ending at location 0 and obeying at time windows and skill requirements constraints. They are defined by the sequence of tasks they visit. Let $x_{ijk} = 1$ if task j is performed directly after task i by the team k and $x_{ijk} = 0$ otherwise. s_i is an integer variable and defines the start time of the cleaning on the aircraft i .

$$\text{Max} \sum_{k \in V} \sum_{i \in C} \sum_{j \in N} x_{ijk} \quad (3.60)$$

Subject to:

$$\sum_{k \in V} \sum_{j \in N} x_{ijk} \leq r_i, \forall i \in C \quad (3.61)$$

$$x_{ijk} \leq g_{ik}, \forall i \in C, \forall j \in C, \forall k \in V \quad (3.62)$$

$$\sum_{j \in N} x_{0jk} = 1, \forall k \in V \quad (3.63)$$

$$\sum_{i \in N} x_{ihk} - \sum_{j \in N} x_{hjk} = 0, \forall h \in N, \forall k \in V \quad (3.64)$$

$$e_k + t_{oj} - M(1 - x_{0jk}) \leq s_j, \forall j \in C, \forall k \in V \quad (3.65)$$

$$s_i + t_{i0} - M(1 - x_{i0k}) \leq f_k, \forall i \in C, \forall k \in V \quad (3.66)$$

$$s_i + t_{ij} - M(1 - x_{ijk}) \leq s_j, \forall i \in C, \forall j \in C, \forall k \in V \quad (3.67)$$

$$a_i \leq s_i \leq b_i, \forall i \in C \quad (3.68)$$

$$x_{ijk} \in \{0,1\}, \forall i \in N, \forall j \in N, \forall k \in V \quad (3.69)$$

$$s_i \in \mathbb{Z}^+ \cup \{0\}, \forall i \in C \quad (3.70)$$

The objective (3.60) is to maximize the number of assigned tasks. A task is counted multiple times if it is processed by more than one team ($r_i \geq 2$). The constraints (3.61) guarantee that to each task is assigned at most the right number of teams or possibly less, if some of its split tasks are left unassigned. Only teams with the required skill can be assigned to a specific task (3.62). Furthermore, constraint (3.63) is used to ensure that all shifts start in the service center. Constraints (3.64) ensure that no shifts are segmented. Any task visited by a team must be left again. The next four constraints deal with the time windows. First, a team can only be assigned to a task during their working hours (3.65)–(3.66). Next, the time needed for travelling between tasks is available (3.67). If a customer i is not visited, the scalar M , which has been chosen arbitrarily large, makes the corresponding constraints non-binding. Constraints (3.68) enforce the task time windows. Finally, constraints (3.69)–(3.70) are the integrality constraints. The introduction of a service start time removes the need for sub-tour elimination constraints, since each customer can only be serviced once during the scheduling horizon because t_{ij} is positive. The formulated problem is NP-Hard.

3.7.1.3. Solution approach

[Dohn and al, 2008] considered that this problem is close to the vehicle routing problem with time windows. So they adopted a Column Generation technique associated with a Branch and Bound technique, resulting in a Branch and Pricing approach [Desaulniers and al, 2005].

Here the solution approach is based on the consideration of feasible paths, where a feasible path is a shift starting and ending at the manpower base. An integer master problem has been introduced to assign to each team a feasible path so that the total number of assigned tasks is

maximized, but the synchronization between the tasks cannot be directly tackled. The selected objective is here to minimize the total number of unassigned tasks while assigning to each team feasible sequences of activities along paths. Such feasible paths are shifts starting and ending at location 0 and obeying at time windows and skill requirements constraints. They are defined by the sequence of tasks they visit.

When an optimal solution is not obtained (solution is not integer or task synchronization constraints are not met) a branching is performed according to the solution of a pricing problem. Here the pricing problem results in elementary shortest path problem with time windows for each team which are solved using a label setting algorithm.

3.7.1.4. Application to the management of cleaning manpower

Aircraft cleaning is essential in order to maintain the high quality standards of service delivered on-board aircraft by the airlines to the passengers. Depending of the way the aircraft is operated (long haul flights, fast connections for domestic/regional aircraft) the required service can either be tightly constrained by time slots or not and these time constraints can either be known with a large anticipation or not. In general cleaning (and toilet refurbishing) is performed once arriving passengers have left the aircraft and before departing passengers arrive. In general at the gate the ground personnel of the airline check that cleaning is completed before allowing passengers to board the aircraft. Depending on the parking position of aircraft (at gate or remote) ground vehicles are necessary to transport the cleaning teams to the aircraft.

[Dohn and al, 2008] illustrated their approach to optimize manpower allocation for ground handling with the case of the aircraft cleaning manpower at an airport. To evaluate for that application the effectiveness of this approach, test data sets taken from real-life situations faced by airline cleaning companies in two European major airports have been used. The test data set has been organized in four different problem types and each type has been composed of three problem instances covering 24-hour periods. From 10 teams and 100 tasks up to 20 teams with 300 tasks have been considered. The authors reported that the above exact solution approach has provided effective results for the smallest instances after computation times spanning from seconds to hours while time out or memory out situations have been obtained with larger instances. Then this exact solution approach, which leads to numerical difficulties

in the off-line situation, will not be of interest in the on-line context unless heuristic procedures are introduced to replace its exact search processes.

3.7.2. Decentralized Approaches of the Global Ground Handling Assignment Problem

3.7.2.1. Multi-project scheduling approach

A representative work for this approach is the one of [Mao and al, 2009] which proposed a solution to solve the airport ground handling scheduling problem under uncertainty by considering that the global ground handling scheduling problem is an instance of a multi-project scheduling problem (MPSP), so, they considered the aircraft as a project agent which is composed by a set of activities, and the ground handling providers as resource agents, each one is responsible of a resource which performed a specific type of activity. As a first step, they provided a formal description of this instance taking into account the uncertainty at the level of the execution time of the operations. The second step, and in order to cope with the uncertainty, they proposed an online multi-agent scheduling approach. In this approach, they presented an online schedule based on a cooperative scheme. It has been noted that this approach could only handles the uncertainty at the level of the release time and it was difficult to apply it in the case of the presence of disruption in the processing duration. That why, in the third step, in order to deal with the different kind of disruptions, they proposed to use the same structure (MPSP) to insert slack time between the activities. This slack time would guarantee, in case of the appearance of any incident that the resources still work as planned. The first approach was applied in a deterministic environment, using 10 type of aircraft turnaround procedures, for each procedure there were 10 identical aircraft instance. The results obtained by the application of the two multi-agent scheduling approaches: non-cooperative and cooperative, were been compared with 3 centralized heuristics methods: First Come, First Served (FCFS), Maximum Total Travel Work Content First and Shortest Activity from the Shortest Project. The results showed that for the five scheduling approaches the total project delay (turnaround time) decreases with the increase of the delay cost per time unit. From computing time point of view, the Maximum Total Travel Work Content First and the Shortest Activity from Shortest Project heuristics methods had the shortest computing time. Concerning the resource levelling measures, it has been observed that the multi-agent

scheduling with the cooperative scheme used to carry out the ground handling processes the lowest resource levelling. So, according to the results, the cooperative online scheduling scheme was the one of the best centralized scheduling heuristics. For the second proposed approach, in order to calculate the adequate slack time to insert in the end of each activity, a genetic learning algorithm was employed. This approach was applied for dynamics problems (resources inefficiency). The results showed this approach was able to absorb the delays at the level of the executing time of activities, to converge to a stable situation and to avoid re-scheduling the resources.

3.7.2.2. Distributed decision making approach

Following this approach, [Garcia et al, 2011] considered the ground handling processes as a distributed decision support system. To deal with this problem, they created a new theoretical and experimental Multi-Agent System called MAS-DUO. The architecture of this new MAS was based on a combinations of many existing methodologies. The MAS-DUO is a division of the organization model in two platforms: system of information model and physical model. Each platform was treated independently to better understand the system and to facilitate the design and the development of the MAS. This division allowed strategic policies to be reflected on the physical decisions and informed to the upper information system about physical distribution as well. The communication between the two platforms was assured by using of an interaction protocol based on sharing parameters of the Markov reward function. This new organisation was tested to manage the ground handling operations on the Ciudad Real Central Airport. The ground handling operations taking into account corresponded to the set of operation performed on a Boeing B737 during a standard 45 minutes scale.

3.8. Analysis and conclusion

The considered applications of Operational Research to solve ground handling operations problems at the operations level, treat in general a nominal problem with no perturbation to the aircraft arrival schedule or to the operations of the different ground fleets. Even in this nominal case, the corresponding mathematical programming problems are of hard complexity class with big difficulties to get exact solutions for real size problems. Then, some heuristics have been built to provide a solution to these nominal problems. In general heuristics of the greedy type can be adopted to cope with on line perturbations since they treat

in sequence the different decisions to be taken. However few works report some experiments where the heuristic applied to ground handling scheduling are assessed in perturbed environments.

With respect to the multi-agent approaches, they focuses mainly on the minimization of the costs supported by each ground handling agent which are considered at the same level than delays supported by passengers.

In the first class of studies an activity-based decentralized organization of ground handling is adopted implicitly but no coordination scheme is proposed. In the second class of studies, the intensity of information flows necessary to process market-based mechanisms or perform multi-agent based decision making is such that a centralized approach appears preferable.

Then it appears that the majority of these studies missed two cornerstones of the considered global ground handling operations problem:

The cost dimension, which has been considered in the previous chapter and where it is clear that the direct cost resulting from ground handling activities are secondary with respect to the economic consequences of delays at servicing arriving and departing aircraft.

The management dimension where an organization able to cope with routine situations as well as perturbed conditions or even disrupted situations, must be designed.

In reference to this last point, in the following chapter, the design of an efficient organization of ground handling management compatible with global approaches to cope with nominal, perturbed and disrupted situations at airports is developed.

CHAPTER 4
A GLOBAL ORGANIZATION OF GROUND
HANDLING MANAGEMENT

4.1. Introduction

In this chapter the problem of the organization of ground handling management within an Airport –Collaborative Decision Making (A-CDM) environment is explored. First the main A-CDM principles are recalled and the level of interaction of ground handling information with the whole airport management through A-CDM is discussed. Since ground handling activities generate very large flows of differentiated information and according to the A-CDM milestone approach, a two level structure for the management of ground handling, where the upper level interacts directly with the other A-CDM partners, is investigated. Then the functions to be developed by a ground handling coordinator (GHC) at the first level and the specialized ground handling managers (GHMs) at the second level are discussed. Petri nets are introduced to represent and analyze the logical structure of these functions as well as the coordination processes adopted between them.

4.2. A-CDM and ground handling management

4.2.1. The A-CDM concept

The objective of the concept of A-CDM, initiated by the European Commission in 2008, is to enhance the overall efficiency of the European Air Transport System. This overall efficiency is considered achievable if the air and the ground segments of this system operate in harmony. Then, according to traffic estimates provided by the air traffic services (ATFM, ATM, ATC), airports operations should present a high degree of predictability. This is achieved by performing airport activities within accurate time tables.

The airport partners involved in the A-CDM are then: Air Traffic Control (ATC), aircraft operators (mainly airlines), ground handling management, air traffic network management and airport operations managers. Figure 4.1 displays all the A-CDM partners and the interaction between them.

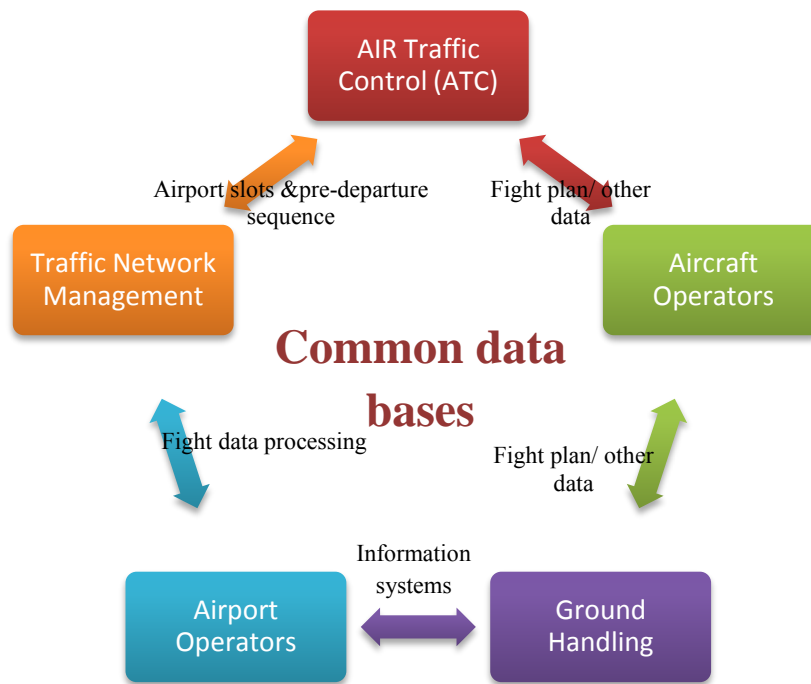


Figure 4.1 :The airport partners involved in the A-CDM

The concept of A-CDM is mainly based on the following general principles:

- Share at the right time of relevant data between the different partners.
- The quality of the exchanged data must contribute to the predictability of events and the planning capability of decision makers.
- Interface decisions are assigned to one of the involved partners.
- All partners are informed on-line of the adopted decisions.

The application of these principles should improve the effectiveness of decisions of each decision maker, where objectives and constraints of other decision makers are considered together with their actual and predicted situations.

These principles are the base of the main functions of the A-CDM which could be summarized in these four points:

- Milestone approach
- Aircraft process execution assessment
- Trend analysis of the pre-departure sequence
- Aircraft process status

The Airport CDM is supported by an information sharing system composed of computer networks, databases and user interfaces. The structure and scope of this information sharing system depend on the organization of the airport and its stakeholders.

4.2.2. Operational principles of CDM

The operation of A-CDM is based on two main operational principles:

- **The collaborative management of flight updates:** the flight arrival information is provided by the air traffic network management to the CDM airport which provides simultaneously flight departure information to the air traffic network management. The coordination between Air Traffic Flow and Capacity Management and airport operations of a CDM Airport should improve the efficiency of the ATFM slot management process for departing flights.
- **The adoption of a milestone approach** which describes the progress of a flight from the initial planning to the take-off by defining significant events to be closely monitored. Block-off and take-off are among the most significant events. The adoption of this approach should enhance the time predictability of the following events for each flight.

To produce accurate and effective predictions about departing traffic, airport ATC should provide aircraft ground traffic information to all CDM partners:

- First, taxi-in and taxi-out delays are computed (variable taxi time) to improve the estimation of the block-in and take-off times, increasing then the ground traffic predictability.
- Second a pre-departure sequencing providing the order in which aircraft are planned to depart from their stands (block-off, push back) is communicated to the other partners. This sequence must integrate constraints and objectives of the other partners to insure feasibility and improve slot adherence.

The adoption of these operational principles should enable the airport to cope as efficiently as possible either in normal situations (good weather conditions, no capacity limitation) or in adverse conditions.

4.2.3. Ground handling and A-CDM

As a result of the improved predictability of aircraft arrival times at parking stands, ground handling management can expect to achieve:

- An enhanced punctuality of ground handling operations.
- The agreement with required ground handling service levels.

- The minimization of ground handling operations costs.

The improved predictability should allow the ground handling managers to anticipate the necessary resources needed by an arriving aircraft and mobilize at the right time the right ground handling resources. Here, block-in information will be provided on the medium range by the air traffic network management and on the short run by the airport ATC tower, while the aircraft operator will inform about the specific ground handling services required by the arriving or departing aircraft.

However, the ground handling process presents some important specific characteristics within the airport operation:

- It is a process involving different resources (equipment and manpower) managed in general separately.
- The ground handling process may vary in composition according to the characteristics of its operation.
- The duration of the different ground handling tasks may vary even for the same type of aircraft according to its occupancy.

Then, the ground handling process is a potential generator of an enormous flow of information of which only a small part is relevant to the global objective of improving traffic fluidity and safety within the air transportation system. It does not appear convenient to communicate all this information to all airport partners (too much information kills information). In the next paragraph, according to an adopted overall organization of airport ground handling, milestones will be proposed for the following up of this activity.

4.3. Introducing an Airport Ground Handling Coordinator

When considering ground handling organization in different airports, it appears that this organization depends strongly on the size and the physical organization of the airside as well as on the volume and composition of traffic. Then, as shown in chapter 2, a large diversity of actual ground handling organizations is found in major and medium size airports. Then it does not appear desirable to propose a general paradigm to organize airport ground handling since the resulting efficiency can be quite unequal from an airport to the next.

However, when some key characteristics are met, delimiting a specific class of ground handling situations, common organizing principles can be of interest.

Here some assumptions with respect to airport ground handling characteristics, which are frequently encountered in medium to large airports, are adopted. They are the following:

- Here is considered the case of airports in which ground handling is performed by a set of specialized operators working in parallel under the management of the airport authorities.
- The ground handling process is supposed to follow pre-established sequencings and to be performed at the parking stands.
- It is supposed that the parking stands are assigned to arriving flights by the airport and communicated through ATC, while the status of the parking stands is monitored by ATC which is in charge of driving the aircraft out of the parking position.
- It is also supposed that the arriving parking position is its departure parking position for the next flight. This last assumption introduces constraints on the ground handling activities.

From the considerations developed in the previous paragraph, it appears interesting to consider that the airport ground handling operators do not interact directly within the A-CDM framework, but through a ground handling coordinator (see figure 4.2).

This coordinator will interface the other airport partners with the ground handling operators:

- The coordinator will provide each ground handling operator of ground traffic predictions and required ground handling resources for each flight.
- The coordinator will provide the other airport partners with predictions of ground handling delays and milestones completion information.

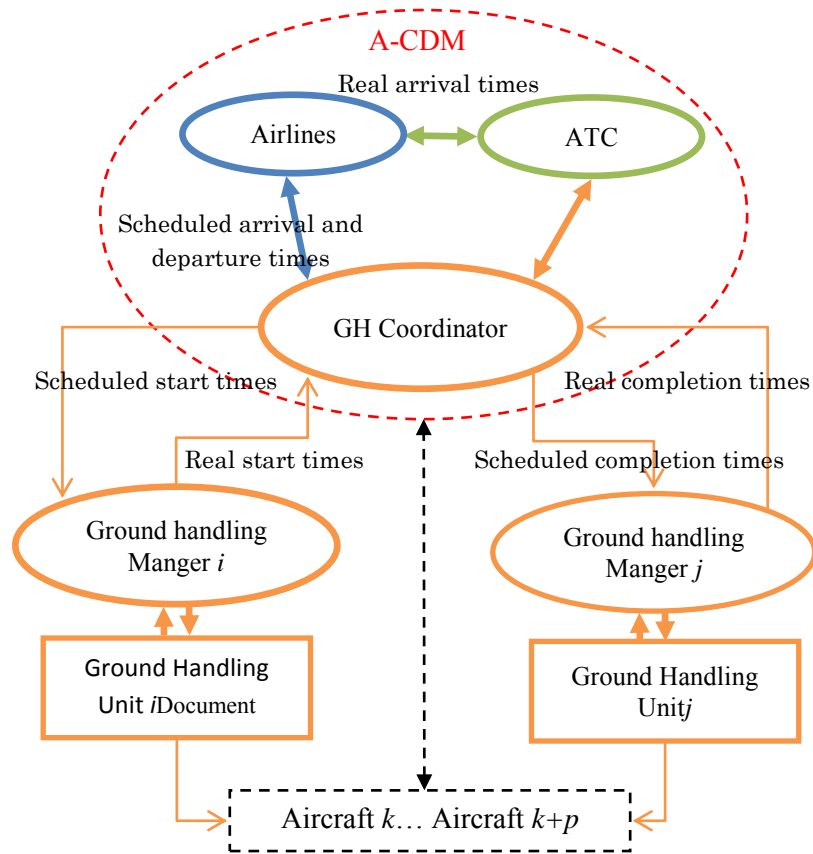


Figure 4.2 : Connection of A-CDM with Ground Handling

In this situation, the GHC should directly exchange data with the following A-CDM partners:

- ATC/ATM: to get predicted times of arrival of aircraft at parking position. It is supposed that the choice of the parking position has been solved and informed through a direct exchange between ATC/ATM and the corresponding airline.
- Airlines: to get information about the effective ground handling needs of arriving/departing aircraft. The GHC will be able to provide to the airline a prediction of completion time of ground handling activities at aircraft arrival/departure. Then the airline will be able to communicate with ATC/ATM and negotiate departure time if necessary.

4.3.1. Ground handling milestones monitoring by GHC

The ground handling activities around an aircraft can be divided in two set of operation:

- The set of arrival ground handling operations, A_i^{gh} , which includes all the ground handling activities which must be performed to conclude properly the current

commercial flight. The main arrival ground handling activities are de-boarding passengers, unloading baggage, performing cleaning and sanitation.

- The set of departure ground handling operations, D_i^{gh} , which gathers the ground handling activities which must be performed to prepare the next commercial flight. The main departure activities are passengers boarding, baggage loading, fuelling, catering.

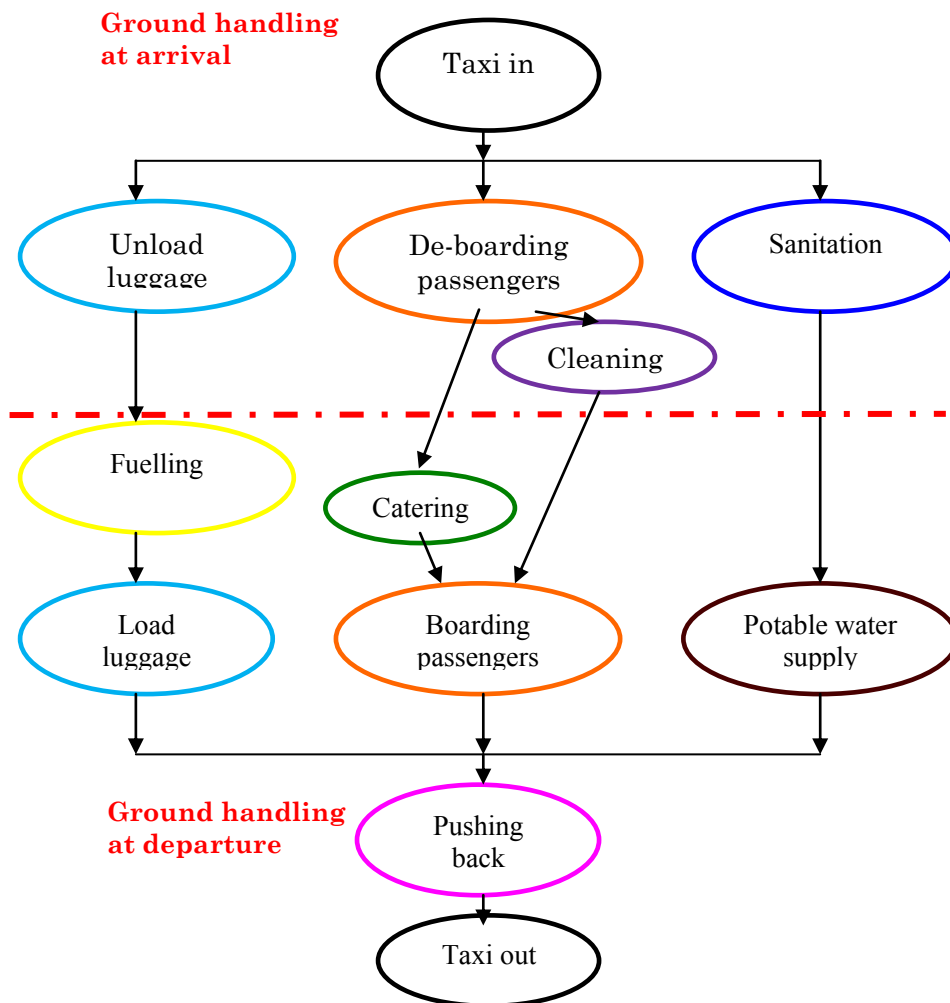


Figure 4.3 : Example of the set of ground handling activities for an A320 at Stockholm airport

Figure 4.3 represents an example of ground handling activities sequence for an A320 at Stockholm airport and how those activities are divided in two sets.

To limit the flow of information sent to the other A-CDM partners, it appears that the information about the starting and end times (planned and effective) for arrival and departure

ground handling activities is sufficient to manage predictability of operations at the overall airport level.

Then the possible milestones monitored by the ground handling coordinator are for an arriving flight operated by aircraft i :

- time of start of arrival ground handling activities T_i^{agh} which is such as:

$$T_i^{agh} = \min_{k \in A_i^{gh}} \{t_{ik}^{agh}\} \quad (4.1)$$

- time of completion of arrival ground handling activities τ_i^{agh} which is such as:

$$\tau_i^{agh} = \max_{k \in A_i^{gh}} \{t_{ik}^{agh} + d_{ik}^{agh}\} \quad (4.2)$$

Here t_{ik}^{agh} is the start time of ground handling activity k on arriving aircraft i , d_{ik}^{agh} is the duration of ground handling activity k on aircraft i .

In the same way, the possible milestones monitored by the ground handling coordinator are for a departing flight operated by aircraft i :

- time of start of departure ground handling activities T_i^{dgh} which is such as:

$$T_i^{dgh} = \min_{k \in D_i^{gh}} \{t_{ik}^{dgh}\} \quad (4.3)$$

- time of completion of departure ground handling activities τ_i^{dgh} which is such as:

$$\tau_i^{dgh} = \max_{k \in D_i^{gh}} \{t_{ik}^{dgh} + d_{ik}^{dgh}\} \quad (4.4)$$

Here t_{ik}^{dgh} is the start time of ground handling activity k on departing aircraft i , d_{ik}^{dgh} is the duration of the ground handling activity k on aircraft i .

All these time related variables and parameter adopt two values: their estimated value which can evolve and their effective value at completion.

4.3.2. Ground Handling Coordination

In this approach, besides monitoring milestones for the benefit of the other A-CDM partners, the Ground Handling Coordinator (GHC) coordinates the different ground handling fleets which operate simultaneously at different places of the airport.

This central manager receives through the A-CDM updated information about predicted flight arrivals and flight departures and distributes this information to the different ground handling managers. These specialized ground handling managers provide him in return with effective start and completion times, so that he can produce completion milestones information (on-line estimations and finally effective values) to the A-CDM partners.

Observe here that the A-CDM approach can be of interest to organize the flows of information between the specialized ground handling managers and the ground handling coordinator, but also between them. This will lead to the concept of GH-CDM as a sub information network dedicated to improve ground handling efficiency (Figure 4.4).

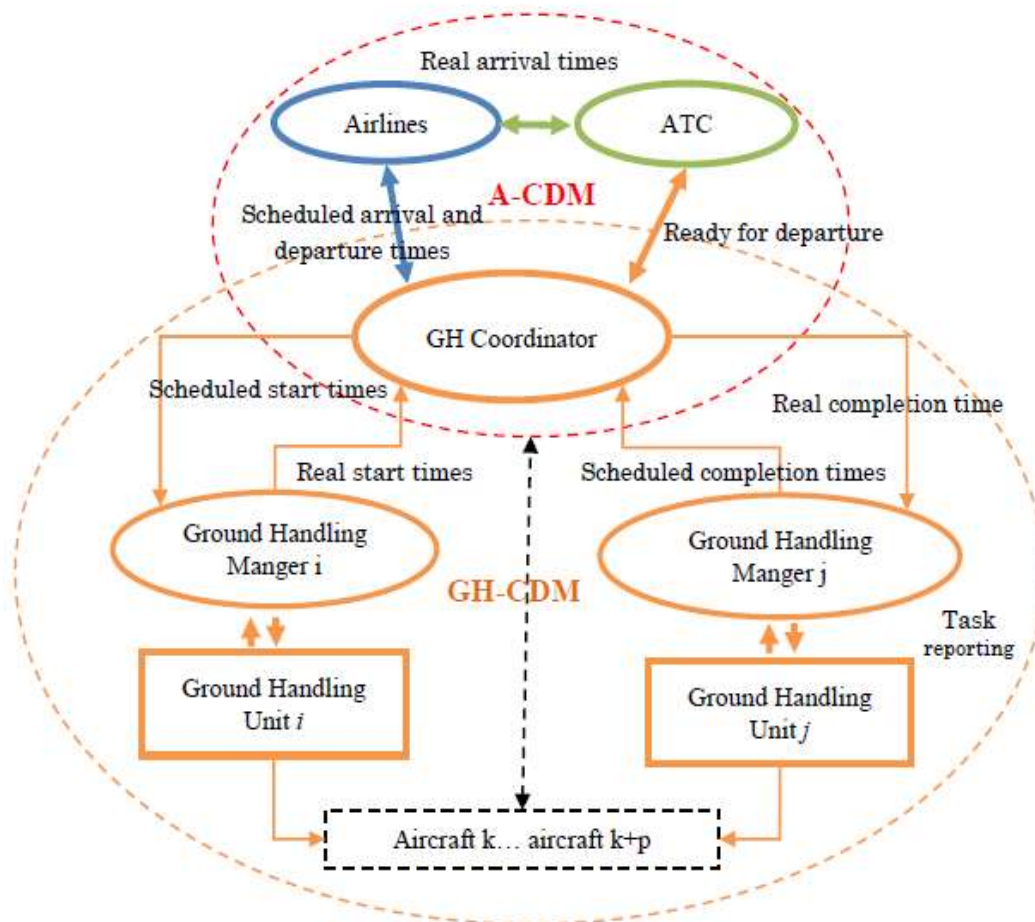


Figure 4.4: Introducing a Ground Handling CDM

In chapter 2 it was demonstrated that efficiency in ground handling activities is characterized mainly by the timeliness of the process (arrival or departure ground handling, arrival and departure for short turnovers), while the costs resulting from ground handling investment (fixed and mobile equipment) and operations costs (staff, fuel) present a much lower importance.

To achieve timeliness in an environment such as the airside of an airport characterized by important uncertainties inherent to air transportation, the ground handling process should be able in some circumstances to speed up, perform the whole arriving and/or departure ground handling in minimum time, according to some critical path technique [Clarke and al, 2004], and then recover some of the initial delay. Critical path techniques assume implicitly that the necessary resources to perform the different activities (either on the critical path or not) are on the spot ready to be used. Then, the search for an efficient ground handling supposes the availability of the corresponding resources (equipment and staff).

Here it is proposed that the ground handling coordinator is in charge of the global planning of ground handling resources while ground handling operations are performed in a decentralized way by each specialized ground handling manager or GHFM (ground handling fleet manager) according to this resource requirement by the GHC. It appears of interest to perform globally the estimation of ground handling resources since in this way, synchronization between different ground handling activities is directly taken into account in the computation and the adopted resources margins follows a single approach. The presence of these planned margins for the ground handling resources will prevent from delay propagation over long periods of time. These ground handling resources should be computed once the schedule of arrivals and departures is available for the next day.

Also, when a major disruption occurs at the airport with needs for fast recovery towards regular operation, temporary capacity problems may appear as the result of an unexpected out of proportions increased level of demand, including for ground handling processing. In that case it is expected that the ground handling coordinator will take over ground handling activities by enforcing priorities decided at the A-CDM level.

4.4. Global planning of ground handling resources

The planning of ground handling resources should be performed at start for a whole day of operation by considering as basic input information:

- the time schedule of arriving and departure flight,
- the operational characteristics of these flights.

This information will be provided respectively by the airport authorities and the airlines. Also a pre-assignment of aircraft to the different parking areas of the airport is supposed to be available. This pre-assignment can be produced periodically by the airport authorities in agreement with the involved airlines.

When large air traffic perturbations happen, the ground handling coordinator will decide to update the planning of ground handling resources by considering the predicted demand for ground handling services during a shorter period of time. This shorter planning period will be taken long enough to allow the return to nominal conditions.

This approach can be extended to the management of major disruptions by taking into account explicitly, as initial constraints, the current ground handling situation.

The solution of the global ground handling planning problem will allow him to perform a prediction of the necessary amount of ground handling resources (vehicles and work force) need at each time period. This prediction will be achieved in three steps:

- At the first step, a global ground handling assignment (GGHA) problem is solved for a nominal schedule of flights.

Here the objective is to minimize the sum of the delays for the completion milestones of the ground handling of each flight. This problem will be considered in detail in the next chapter and a fast heuristic solution will be proposed. This solution will produce with respect to each ground handling operator a set of nominal feasible routes from one aircraft to the next so that each foreseen ground handling task will be covered by a vehicle from the corresponding fleet at the right time. This information can be forwarded to some ground handling fleet in some circumstances, but in general it will have a lack of robustness with respect to perturbations and may soon turn unfeasible.

- At the second step, totalization of necessary resources is performed.

It is considered that the whole operating period is composed of discrete time periods. A unit time period equal to the maximum between 5 min and the smallest duration of a ground handling operation, including travel times between parking stands and depot, can be adopted. Then considering the feasible routes produced by the solution of the GGHA problem during a given period for a specific ground handling fleet, summing provides the nominal estimation of the necessary resources of this type during that period of time.

- At the third step, margins are added to the estimation of necessary resources.

Here, to the previous estimation, margins are added to improve the availability of ground handling resources in front of perturbations. There is no exact method to compute these margins to provide some probability of success since the distribution and composition of perturbations is not in general characterized in probabilistic grounds. However some basic principles can be considered. Need for extra resources are the result of unexpected peaks of demand. Since in general no anticipation is allowed in normal operations conditions, this peak of demand for ground handling services at a given period can only be created by the accumulation of delays (either arrival or departure delays) in the near precedent time periods.

Based on available delay statistics for arrivals and departures the formulation of a stochastic global ground handling assignment problem, where the objective would be to minimize the mean value of total delays resulting from ground handling while limiting the size of the involved ground handling teams at each time period, will be extremely complex.

A possible deterministic way could be to modify the nominal schedule before a given time t_k by introducing delays just before this time, for example a 20 minutes delay at arrival or departure for aircraft scheduled to arrive or to depart within the previous half an hour. Then the global assignment problem will be solved with this modified schedule leading to an estimation of necessary resources at time t_k .

This process should be repeated all over the different time periods composing a day ($24 \times 12=288$ times). This approach is too cumbersome, even if, as it will be decided in chapter V, the global ground handling assignment problem will be solved using a greedy heuristic.

Then a simpler approach than the above approach can be to consider at a given time the resources necessary to meet the nominal arrival and departure schedule and, considering the nominal traffic during the previous half, add accordingly some margin. A simple rule could be such as:

For arrival ground handling activities:

$$r_i^k = n_i^k + p_A^k A_i^k \quad (4.5)$$

where:

- n_i^k is the nominal number of teams (vehicle and staff) of type i necessary at period k to process scheduled arrivals.
- r_i^k is the computed required number of teams of type i necessary at period k , to process scheduled arrivals, included reserve,
- A_i^k is the number of teams of type i necessary to handle flight arrivals at parking stands during the previous half an hour which are supposed to be processed before period k and
- p_A^k is the probability that an arrival scheduled within half an hour before period k is delayed and should be processed at period k .

For departure ground handling activities:

$$r_i^k = n_i^k + p_D^k D_i^k \quad (4.6)$$

where:

- n_i^k is the nominal number of teams (vehicle and staff) of type i necessary at period k to process departures.
- r_i^k is the computed required number of teams of type i necessary at period k to process departures, included reserve.
- D_i^k is the number of teams of type i necessary to handle flight departures at parking stands during the previous half an hour which are supposed to be processed before period k and
- p_D^k is the probability that a departure scheduled within half an hour before period k is delayed and should be processed at period k .

For arrival and departure ground handling activities:

$$r_i^k = n_i^k + p_A^k A_i^k + p_D^k D_i^k \quad (4.7)$$

where:

- n_i^k is the nominal number of teams (vehicle and staff) of type i necessary at period k to process arrival and departures.
- r_i^k is the computed required number of teams of type i necessary at period k to process arrivals and departures, included reserve.

Observe that the computation of these ground handling resources does not include the spare vehicle stock which should be dimensioned, according to statistics, by the ground handling manager, to guarantee a given reliability level. The ground handling coordinator will choose the values of probabilities p_A^k and p_D^k according to the availability level he targets and according to other factors such as weather and season.

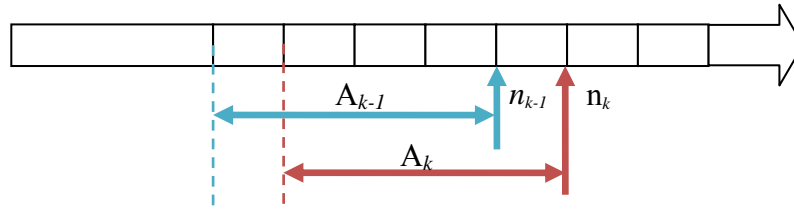


Figure 4.5 : Planning of a safe level for ground handling resources

In the Figure 4.5, a simple description of how the planning of a safe level for ground handling resources for each ground handling manager is presented.

4.5. Decentralized ground handling management

Decentralized ground handling management works at two complementary levels: the local level and the coordination level.

4.5.1. Local ground handling management

Each ground handling manager GHM_i , $i=1$ to T , where T is the total number of ground handling activities, has to manage fleets of vehicle and people to make them available once they are necessary to perform the ground handling activities they are in charge.

Then to make that possible at lower costs (investment, operational costs), each ground handling manager has to manage different background activities. Some of these background activities are planning activities performed on the long-medium run and related with fleet and

manpower dimensioning and acquisition/recruiting. Other background activities, performed on the medium run, insure fleet maintenance and acquisition of supplies necessary for the ground handling activity (chemicals, water, industrial food, etc) as well as vehicle fuelling.

Considering that air transportation at an airport is not present during a week an overall periodicity, to achieve its ground handling mission, a GHM_i has to solve on a daily basis the assignment of his resources to the ground handling tasks which are affected in a temporal basis to him by the ground handling coordinator. Instead of solving an integral assignment of manpower individuals and specific vehicles, this problem is split into two assignment sub-problems.

At the upper level a pairing problem is considered by the GHM_i where the objective is to assign the available ground handling units (GHU_i^k) to ground handling tasks of type i with the objective to minimize ground handling service delays while minimizing direct operations costs. These ground handling units or teams, are in general composed of an equipped and supplied vehicle and a team of operators. These direct operations costs are related to the intensity of use of ground handling units and to the total distance travelled by the corresponding ground handling vehicle. This problem will be referred as the ground handling fleet assignment ($GHFA_i$, $i=1$ to T) in the next chapter.

At the lower level, ground handling units are built up from the stock of working vehicles and available manpower. A ground handling unit can be in the following states:

- deactivated: either the equipment is not ready (under repair or maintenance) or the operators are not available,
- waiting for assignment: the unit is enabled but has not been assigned to flights,
- assigned: the unit has been assigned to one or more flights, but the realization of the activity on the first of these flights is planned far in the time horizon,
- made ready to perform its next activity: this happens when the planned time to perform a ground handling activity is near. This corresponds either to the time necessary to adapt the resource to the flight to be served or to a minimum time delay to inform the operators of the next operation,
- operating: the unit is performing the activity (transfer operations and processing at aircraft or terminal).

With respect to manpower, once the pairing problem has been solved, individual assignment can be performed in two steps:

- The first step is performed on a time basis, where to each particular employee is assigned, or not, an activity period. During this period the employee is either working effectively within a ground handling team at ground handling tasks or he is ready to start a new task. Then, personalized ground handling teams are built up.
- In the second step, these personalized ground handling teams are assigned to the ground handling tasks through the solution of the pairing problem.

At both steps, regulations with respect to working conditions must be met. One of the main objectives of these regulations is to enforce safe working conditions to avoid accidents.

In this thesis only the pairing problem will be considered explicitly since from the efficiency of its solution will depend directly the performance of the airport while the constitution of the ground handling units should remain transparent to the A-CDM partners.

4.5.2. Coordination level of ground handling management

To be at least feasible, a decentralized approach, nominal or on-line, must be coordinated in some way since each ground handling tasks must be solved according to a sequence compatible with the need of ground handling activities for a particular arriving or departing aircraft.

In the nominal case where aircraft arrive at and leave from the parking stands on schedule, situation which happens scarcely, the planned sequence of activities at the parking stand could be adopted to solve successively and in parallel the different GHFA_i problems, the solutions of the upstream GHFA_i problems providing earliest starting time constraints for the downstream GHFA_i problems. However, any perturbation will impair the efficiency of the whole ground handling performance.

In general aircraft at arrival use to be either in advance, on time or delayed depending on traffic and wind conditions. Here, to cover all these situations, it will be supposed that ground handling resources assigned to an arriving aircraft should be ready to start operation from their respective base with some antecedence with respect to scheduled arrival time at the gate. Depending if the flight is a short, medium or long haul, this anticipation will be smaller or larger. In the case of departing aircraft in commercial operation, in general there will be no

anticipated departure, so the effective departure schedule with eventually some delay, will be the basis for ground handling operations at aircraft departure.

The central manager which receives through the A-CDM updated information about predicted flight arrivals and flight departures will be able to provide on-line to the different ground handling managers the start time information associated with each upcoming flight.

4.6. Petri Net representation of proposed ground handling organization and operation

One aim of this part is to develop a model of the proposed ground handling organization in order to investigate its sensitivity to the occurrence of different types of disruptions as: changes of available resources (aircraft stands- gates, equipment, personnel, etc.), aircraft arrival delays, as well as different gate assignment strategies. Considering the concurrence, precedence constraints and synchronization aspects of ground handling activities, Petri nets appear to be of interest to model this situation since Petri Nets are known to be a powerful tool to model and simulate discrete systems involving all the aspects of the ground handling process. Also, since time plays an important role in the performance of ground handling systems, Timed Petri Nets appear of special interest here.

The ground handling organization can be modeled by considering the three operation and management levels as shown in figure 4.6:

- 1- Ground handling units
- 2- Ground handling manager
- 3- Ground handling coordinator

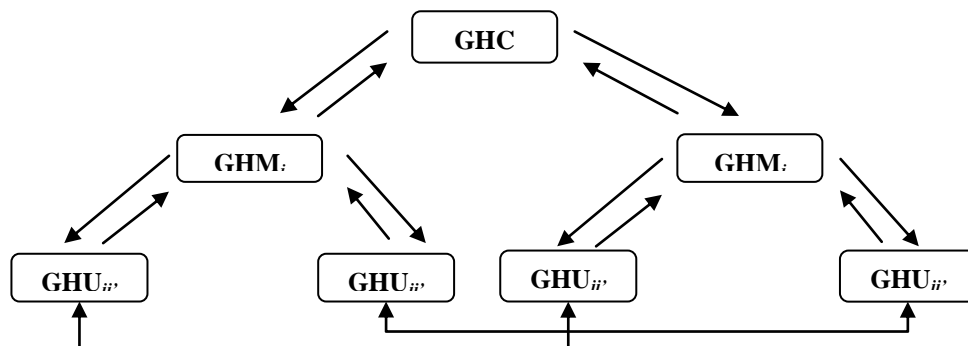


Figure 4.6 : Three-levels organization of ground handling management

4.6.1. Ground handling units

The Ground handling units belonging to a specialized ground handling provider have to communicate with other agents which are a part of the ground handling system:

- It has to be able to communicate with its ground handling manager to provide him the state of the processing of the task (start time, completion time, on time, occurrence of any disruption, equipment failure).
- It will also receive from its ground handling manager new assignments at other parking positions or passenger or luggage stations in the airport.
- It has to alert the waiting ground handling units of the completion of its task at the aircraft.

The following RdP (Figure 4.7) represents the different operational states of the GHUs with the information which is exchanged during the processing of their ground handling task.

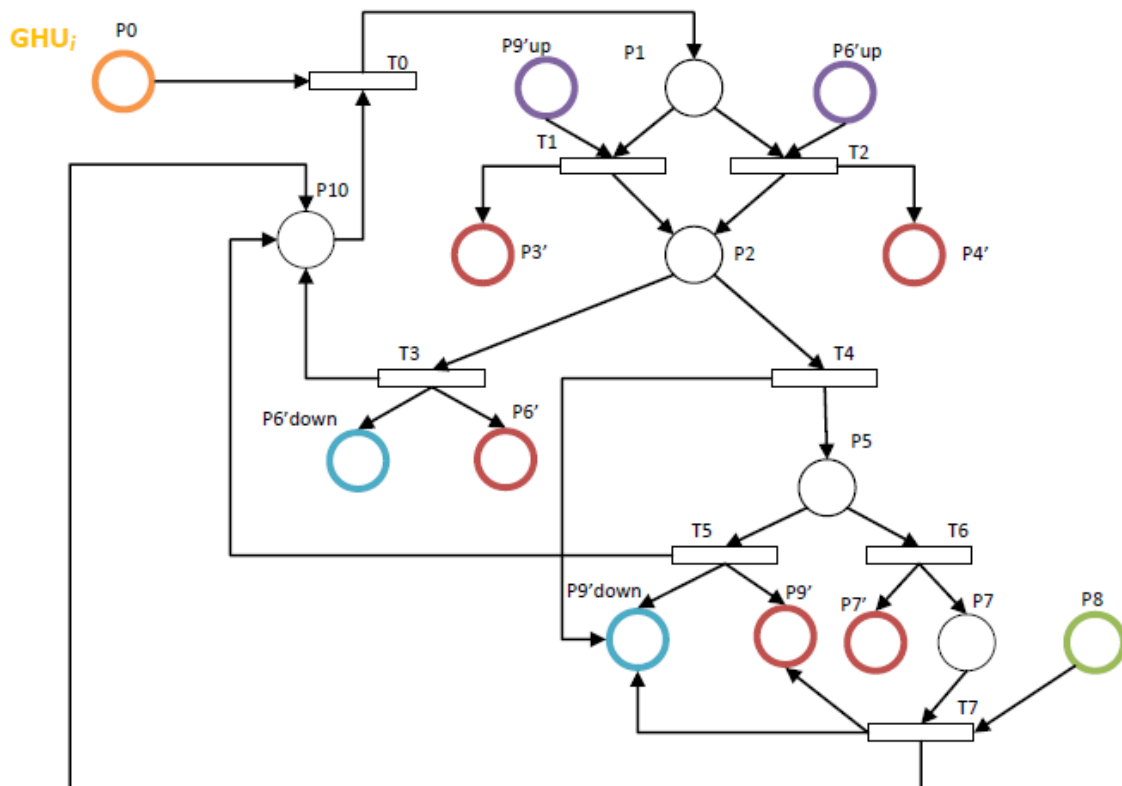


Figure 4.7 : RdP representation of GHUi's operations

Here the interpreted places and transitions are as follows :

- P0: the GHM_i assigns the ground handling unit j (GHU_j) to perform the ground handling task i at location k , or task $i-k$.
- P1: the GHU_j is assigned to perform a ground handling task $i-k$ and is ready to start it.
- P6'up: is a data sent by the GHU_j , which performs the upstream ground handling tasks at the same station, to the GHU_j representing the following state: the upstream ground handling tasks to $i-k$ have been already completed on time, according to the scheduled completion time, by the GHUs in charge of them.
- P9'up: is a data sent by the GHU_j , which performs the upstream ground handling tasks at the same station, to the GHU_j representing the following state: the upstream ground handling tasks to $i-k$ have been already completed on time with a delay according to the scheduled completion , by the GHUs in charge of them.
- P2: the GHU_j starts to perform the ground handling task $i-k$.
- P3': is a data sent by the GHU_j to his GHM_i representing the following state: the GHU_j starts to perform the ground handling task $i-k$ with a delay according to the scheduled start time.
- P4': is a data sent by the GHU_j to his GHM_i representing the following state: the GHU_j starts to perform the ground handling task $i-k$ on time according to the scheduled start time.
- P5: an incident has happened during the execution of the ground handling task $i-k$; it results in a delay for its completion time.
- P6': is a data sent by the GHU_j to his GHM_i representing the following state: the GHU_j has completed on time the ground handling task $i-k$ (according to the scheduled completion time).
- P9': is a data sent by the GHU_j to his GHM_i representing the following state: the GHU_j has completed with a delay the ground handling task $i-k$.
- P7: the GHU_j equipment is in a failed state and the GHU_j operators are unable to complete the ground handling task $i-k$, it has to be replaced by another one.

- P8: a new equipment is ready to replace the failed one and to perform until completion the ground handling task $i-k$.
- P10: the GHU_j has already finished performing the ground handling task $i-k$ and he is available to be assigned to perform another ground handling task.
- P7': is a data sent by the GHU_j to his GHM_i representing the state P7.
- P6'down: is a data sent by the GHU_j to the GHU_j which perform the downstream ground handling tasks at the same station representing the following state: the GHU_j has completed on time the ground handling task $i-k$ (according to the scheduled completion time).
- P9'down: is a data sent by the GHU_j to the GHU_j which perform the downstream ground handling tasks at the same station representing the following state: the GHU_j has completed with delay the ground handling task $i-k$.
- T0: this transition allows the GHU_j to pass from the state available to assigned to perform the ground handling task $i-k$ due to the decision made by the GHM_i .
- T1: this transition allows the GHU_j to start performing the ground handling task $i-k$ since they are ready and the upstream ground handling tasks are completed with a delay according to the scheduled start time.
- T2: this transition allows the GHU_j to start performing the ground handling task $i-k$ since they are ready and the upstream ground handling tasks are completed on time delay according to the scheduled start time.
- T3: it is a timed transition, the time represent the end of the task. The completion time of the ground handling task, in this case, is represented by an interval in which it was considered the earliest completion time and the latest completion time.
- T4 : if the GHU_j has not finished the ground handling task yet (T3 has not been fired) , in this case, the GHU_j is not on time, and a delay appears at the level of this task
- T5 : it represents the end of performing the ground handling task after the occurrence of the delay

- T6: it represents the event that the delay is caused by the failure of the GHU_j equipment.
- T7: the failure GHU_j equipment has been replaced by the reserved one and the GHU_j can continue to perform the ground handling task.

The places $P0$, $P3'$, $P4'$, $P6'$, $P9'$, $P8$ and $P7'$ represent a communication interface between the GHU_j and his GHM_i .

The places $P6'$ up and $P9'$ up represent a communication interface between the GHU_j and the upstream GHU_j which perform the upstream ground handling tasks at the same station.

The places $P6'$ down and $P9'$ down represent a communication interface between the downstream GHU_j which perform the downstream ground handling tasks at the same station and the GHU_j .

The places $P1$, $P2$, $P5$, $P7$ and $P10$ are the different states of GHU_j during the processing of the ground handling task, that is why they have been sent to the GHM_i to have an overview of what happens for each GHU_j .

4.6.2. Ground handling manager

The ground handling manager must have a detailed view of what happens at the level of each of his ground handling units. Also, he has to communicate data to the ground handling coordinator.

The following RdP (Figure 4.8) represents the different operational states of the GHUs with the information flow sent to the GHM_i during the processing of their ground handling task and how the GHM_i uses it to assign each GHU to each ground handling task. It represents also how the GHM intervenes in case of a GHU's equipment failure.

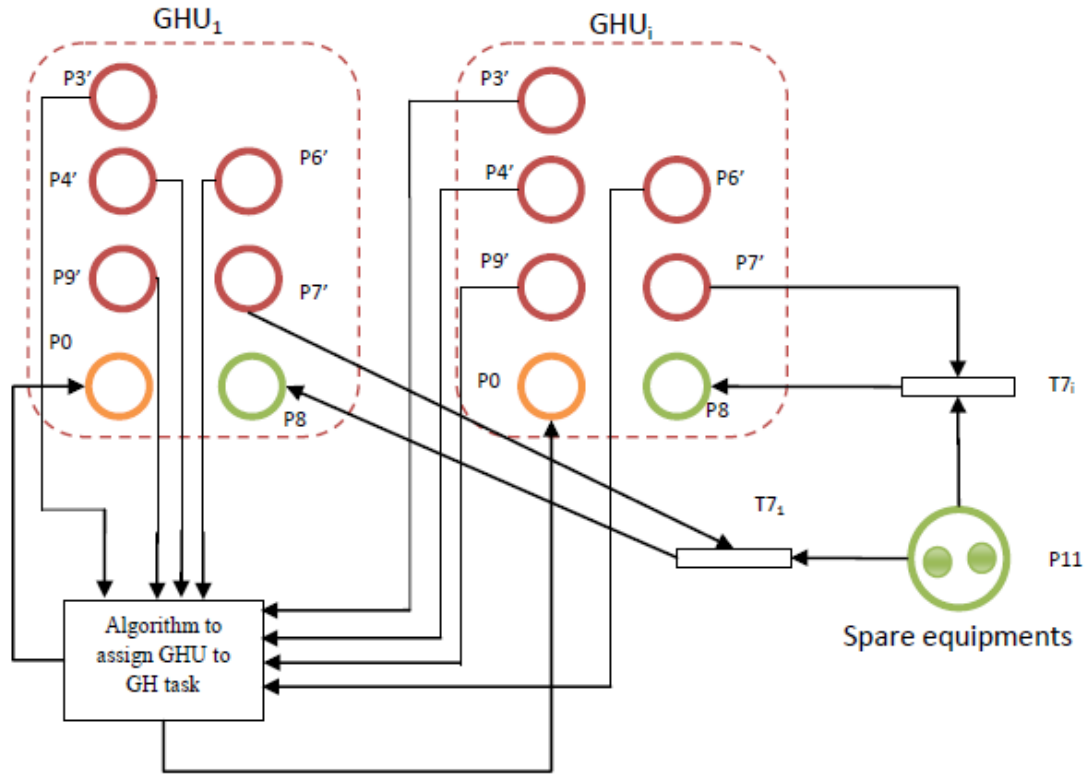


Figure 4.8 : RdP representation of operations by a GHMj

Here the interpreted places and transitions are as follows :

the places $P0$, $P3'$, $P4'$, $P6'$, $P9'$, $P8$ and $P7'$ represent, as mentioned before, a communication interface between the GHU_j and his GHM_i .

$P3'$, $P4'$, $P6'$, $P7'$ and $P9'$ are the image of what happens really during the processing of the ground handling tasks. The GHM_i takes into account these states to assign each GHU_i to each ground handling task.

$T7_i$: if a GHU_i equipment is in failure and the GHM_i has spare equipment, in this case this transition can be fired.

4.6.3. Ground handling coordinator

The ground handling coordinator must have a global and detailed view of what happens at the level of each of his ground handling manager. Also, he has to communicate data to the A-CDM. The following RdP (Figure 4.9) represents the communication between the GHC and the GHMs on one side and the other partners of A-CDM on the other side.

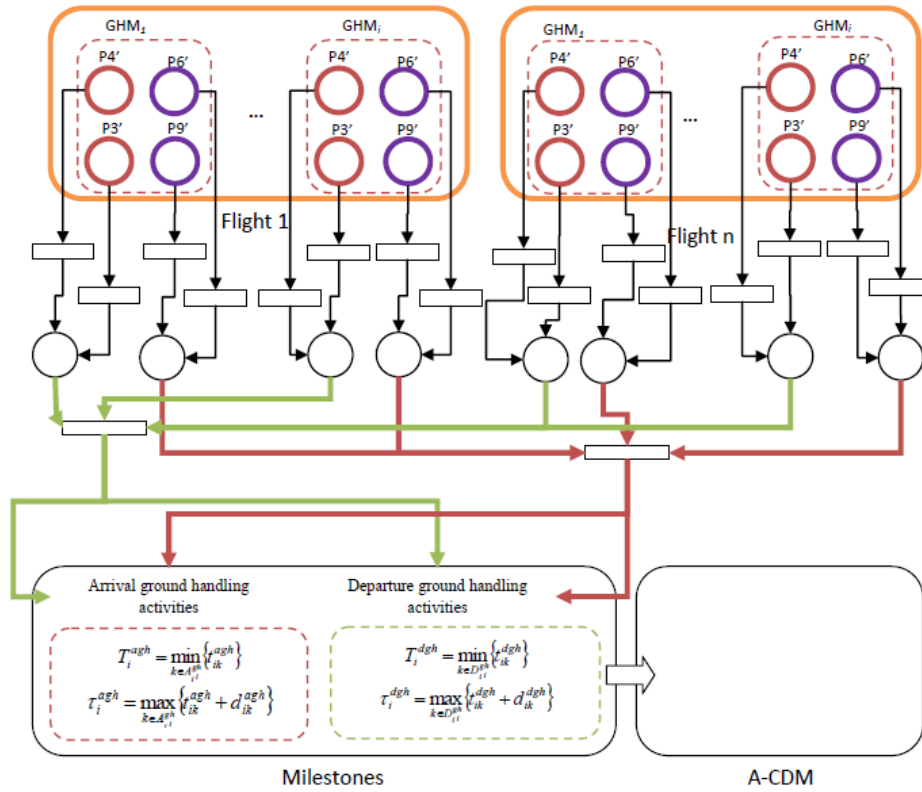


Figure 4.9 : RdP representation of operations by a GHC

Each Ground Handling Manager (GHM_i) has to send the real start and completion times of his ground handling activities performed on each flight to the Ground Handling Coordinator (GHC). After receiving these data the GHC can start to calculate the milestones of the arrival and departure activities and send them to the A-CDM.

The data sent to the GHC by the GHM_i:

- P3': is a data sent by the GHU_j to his GHM_i representing the following state: the GHU_j starts to perform the ground handling task *i-k* with a delay according to the scheduled start time.
- P4': is a data sent by the GHU_j to his GHM_i representing the following state: the GHU_j starts to perform the ground handling task *i-k* on time according to the scheduled start time.

- $P6'$: is a data sent by the GHU_j to his GHM_i representing the following state: the GHU_j has completed on time the ground handling task $i-k$ (according to the scheduled completion time).
- $P9'$: is a data sent by the GHU_j to his GHM_i representing the following state: the GHU_j has completed with a delay the ground handling task $i-k$ (according to the scheduled completion time).

4.7. Conclusion

In this chapter it has been shown that adopting a hierarchical approach, it is possible to organize ground handling management in accordance with the A-CDM approach where a ground handling coordinator operates as an active interface between the air transportation operators (airport authorities, ATC and airlines) and the specialized ground handling managers in charge of the ground handling units. In this organization the ground handling coordinator generates to the other A-CDM partners the milestones associated with ground handling and provide to each ground handling managers safe values for the ground handling resources necessary to face not only nominal situations as well as perturbed ones. According to this approach, either the ground handling coordinator as each specialized ground handling manager faces decision problems. In the next chapter, the solution of these decision problems will be considered through the consideration of the corresponding optimization problems.

CHAPTER 5

**DECISION MAKING PROCESSES FOR THE
PROPOSED GLOBAL APPROACH**

5.1. Introduction

In this chapter the main decision making processes in charge of the managerial units composing the proposed ground handling management organization in the previous chapter, are considered. The adopted approach is here to formulate a corresponding optimization problem, to propose eventually an exact solution approach and check its practical feasibility and then to propose a possible heuristic approach.

The objectives adopted for these optimization problems concentrate on the respect of global or local time deadlines with some consideration for the corresponding operating costs, according to the analysis performed in chapter II. The constraints introduced in the respective formulations insure that the resulting solutions are physically feasible when considering the involved discrete resources and the spatial and temporal dimensions of these problems.

The generated optimization problems are at least partially combinatorial, this implies in general long processing times. Then, the heuristics approaches are of particular interest since it is of utmost importance to be able to get practically online updated feasible solutions when perturbations occur.

In this study it is considered that every time an aircraft operating a flight directed towards a given airport takes-off, that airport is informed of its departure as well as its predicted landing time. The predicted landing times can be updated during the flight.

5.2. The Central Planner Problem

The first decision problem considered here is relative to the sizing of resources performed by the ground handling coordinator (GHC) to be sure that during daily operations, the different ground handling managers (GHMs) will have the necessary resources in equipment, vehicle and people to cope with nominal operations as well as perturbed situations. This problem, which tackles globally the different ground handling activities, is supposed to be solved independently by the GHC. Considering the difficulties pointed out in the previous chapter to solve in some optimal way this problem which has also some stochastic characteristics, it has been proposed to solve it in two steps: while in a first step an

overall nominal assignment problem is solved, in a second step, capacity margins are added to its solution.

Assumptions:

- flight arrivals occur according to nominal schedules,
- the ground handling activities of all arriving or departing aircraft are only performed at parking gates,
- the ground handling activities follow the same sequences for every considered aircraft
- the GHC knows the technical characteristics of the different equipment and fleets,
- the GHC has reference values for travel times and elementary ground handling delays,
- It is assumed by the GHC that all routes for each type of vehicle start and end at the corresponding base.
- Each ground handling unit can only perform one task at one time.

5.2.1. Adopted notations

Let us define the considered variables and parameters:

- K : the set of aircraft involved in ground handling activities during the considered time period ($|K|$ is their number).
- N_F : the number of different service fleets involved in ground handling.
- $n_i, i = \{1, 2, \dots, N_F\}$: the amount of available vehicles of type i .
- $m_i, i = \{1, 2, \dots, N_F\}$: number of tasks that a vehicle type i can execute successively at aircraft stands.
- $P = \{p_1, p_2, \dots, p_{tot}\}$: set of available aircraft stand (p_{tot} is their number).
- H : set of different types of aircraft with $H = \{h_1, h_2, \dots, h_{tot}\}$ (h_{tot} is their total number).
- δ_j^{ih} : task duration, the time delay it takes to perform task j on aircraft type h using vehicle type i .

- d_k^A : scheduled start time of ground handling operations for aircraft k at its parking stand.
- d_k^D : scheduled end time of ground handling activities for aircraft k at its parking stand.
- T_k : departure date of the aircraft k from parking stand scheduled at d_k^D .
- L_i^l : length of route l travelled by a vehicle of type i .
- S_k : parking stand of aircraft k . $S_k \in P$.
- K_k^i : set of aircraft in competition with aircraft k to use vehicle type i .
- Δ_{pq}^i : average travel time, i.e. the time it takes to drive with vehicle of type i from aircraft parking stand P and to aircraft parking stand q .
- Δ_p^i : average travel time it takes to drive from the aircraft parking stand P to the base of the vehicle of type i with $p \in P$ and $i = \{1, 2, \dots, N_F\}$.
- V^i : average speed of vehicle type i .
- C_j^{ik} : Start date of task j performed by a vehicle of type i on aircraft k .

The tasks to load and unload luggage are supposed here to be performed by the same type of vehicle. Then for routes with vehicle type l :

- $Z_{jkk'}^{l0} = 1$ if the route l type l carries out the task j on aircraft k after covering unloading luggage task on aircraft k' and 0 otherwise.
- $Z_{jkk'}^{l1} = 1$ if the vehicle number type l performs the task j on the plane k after completing loading luggage onto aircraft k' and 0 otherwise.
- $Z_{jkk'}^{il} = 1$ if the route number l with vehicle type i covers task j on aircraft k right after performing it on aircraft k' and 0 otherwise for $i = 2, 3, 4, 5$.

5.2.2. Tentative problem formulation

The above assumptions led to the formulation of a nominal overall optimization problem. Here the adopted objective function considers the minimization of a convex mix of

the sum of the aircraft departure delays and of the total distance traveled by ground handling vehicles:

$$\min(\lambda \sum_{k=1}^K (T_k - d_k^D) + (1 - \lambda) \sum_{i=1}^{N_F} \sum_{l=1}^{n_i} L_i^l) \quad (5.1)$$

where $\lambda = 1 - \varepsilon$ $0 \leq \varepsilon < 1$

Constraints (5.2) and (5.3), shown below verify that each ground handling task is assigned to a single route.

$$\sum_{l=1}^{n_1} \sum_{r=0}^1 \sum_{k' \in K_k^1} Z_{jkk'}^{lr} = 1 \quad j = 1, 2; \quad \forall k \in K \quad (5.2)$$

$$\sum_{l=1}^{n_i} \sum_{k' \in K_k^i} Z_{1kk'}^{il} = 1 \quad i = 2, 3, 4, 5; \quad \forall k \in K \quad (5.3)$$

Constraints (5.4) and (5.5) are route continuity constraints: each vehicle after executing the task assigned to it is supposed to leave the parking stand.

$$\sum_{r=0}^1 \sum_{k' \in K_k^1} Z_{jkk'}^{lr} = \sum_{r=0}^1 \sum_{k'' \in K_k^1} Z_{jk''k}^{lr} \quad l = \{1, 2, \dots, n_1\}; \quad j = 1, 2; \quad \forall k \in K \quad (5.4)$$

$$\sum_{k' \in K_k^i} Z_{jkk'}^{il} = \sum_{k'' \in K_k^i} Z_{jk''k}^{il} \quad l = \{1, 2, \dots, n_i\}; \quad i = 2, 3, 4, 5; \quad \forall k \in K \quad (5.5)$$

The set of inequalities presented below describes the precedence constraints of operations and the availability dates of service vehicles. Indeed, for the constraint (5.6), the first inequality guarantees that a given task performed by a specific vehicle on a given aircraft cannot start before the previous task carried out by this same vehicle has completely been performed on a previous aircraft and the vehicle has travelled between the two parking stands and the second inequality, specifies that a task following another one cannot start before the end of this previous task (in this case, it is the arrival of the aircraft to the parking stand).

$$\begin{cases} C_1^{1k} \geq \sum_{l=1}^{n_1} \sum_{r=0}^1 \sum_{k' \in K_k^1} (C_r^{1k'} + \delta_r^{1k} + (1-r)(\Delta_{S_k}^1 + \Delta_{S_k}^1) + r \cdot \Delta_{S_k S_k}) Z_{1kk'}^{lr}, \\ C_1^{1k} \geq d_k^A \\ C_1^{1k} \geq \frac{1}{2} \sum_{l=1}^{n_1} \sum_{r=0}^1 \Delta_{S_k}^1 \cdot Z_{1k0}^{lr} \end{cases} \quad \forall k \in K \quad (5.6)$$

In this case, it is imposed that $Z_{1k0}^{l/0} = Z_{1k0}^{l/1}$.

The operation of disembarking passengers does not require the intervention of a service vehicle and can be carried out after the arrival of the aircraft k to the parking area, so the only constraints to be considered are:

$$C_1^{6k} \geq d_k^A \quad \forall k \in K \quad (5.7)$$

The constraints related to the remaining operations are established similarly. For the sanitation process, we get:

$$\begin{cases} C_1^{3k} \geq \sum_{l=1}^{n_3} \sum_{k' \in K_k^3} (C_1^{3k'} + \delta_1^{3k} + \Delta_{S_k S_{k'}}) \cdot Z_{1kk'}^{3l} \\ C_1^{3k} \geq d_k^A \\ C_1^{3k} \geq \sum_{l=1}^{n_3} \Delta_{S_k}^3 \cdot Z_{1k0}^{3l} \end{cases} \quad \forall k \in K \quad (5.8)$$

Regarding the cleaning operation, we have:

$$C_2^{6k} \geq C_1^{6k} + \delta_1^{6k} \quad \forall k \in K \quad (5.9)$$

For the catering operation, constraints are written as:

$$\begin{cases} C_1^{2k} \geq \sum_{l=1}^{n_2} \sum_{k' \in K_k^2} (C_1^{2k'} + \delta_1^{2k} + \Delta_{S_k S_{k'}}) \cdot Z_{1kk'}^{2l} \\ C_1^{2k} \geq C_1^{6k} + \delta_1^{6k} \\ C_1^{2k} \geq \sum_{l=1}^{n_2} \Delta_{S_k}^2 \cdot Z_{1k0}^{2l} \end{cases} \quad \forall k \in K \quad (5.10)$$

As for the water process, constraints are:

$$\begin{cases} C_1^{4k} \geq \sum_{l=1}^{n_4} \sum_{k' \in K_k^4} (C_1^{4k'} + \delta_1^{4k} + \Delta_{S_k S_{k'}}) \cdot Z_{1kk'}^{4l} \\ C_1^{4k} \geq C_1^{3k} + \delta_1^{3k} \\ C_1^{4k} \geq \sum_{l=1}^{n_4} \Delta_{S_k}^4 \cdot Z_{1k0}^{4l} \end{cases} \quad \forall k \in K \quad (5.11)$$

With respect to refueling, the constraints are written as:

$$C_3^{6k} \geq C_1^{1k} + \delta_1^{1k} \quad \forall k \in K \quad (5.12)$$

Then, for loading baggage:

$$\begin{cases} C_2^{1k} \geq \sum_{l=1}^{n_1} \sum_{r=0}^1 \sum_{k' \in K_k^1} (C_1^{1k'} + \delta_r^{1k} + (1-r)(\Delta_{S_k}^1 + \Delta_{S_k}^1) + r \cdot \Delta_{S_k S_{k'}}) \cdot Z_{2kk'}^{1lr} \\ C_2^{1k} \geq C_3^{6k} + \delta_3^{6k} \\ C_2^{1k} \geq \frac{1}{2} \sum_{l=1}^{n_1} \sum_{r=0}^1 \Delta_{S_k}^1 \cdot Z_{2k0}^{1lr} \end{cases} \quad \forall k \in K \quad (5.13)$$

Here, also it was supposed that: $Z_{2k0}^{1l0} = Z_{2k0}^{1l1}$

$$\begin{cases} C_4^{6k} \geq C_2^{6k} + \delta_2^{6k} \\ C_4^{6k} \geq C_1^{2k} + \delta_1^{2k} \end{cases} \forall k \in K \quad (5.14)$$

and for the push back operation, we write:

$$\begin{cases} C_1^{5k} \geq \sum_{l=1}^{n_4} \sum_{k' \in K_k^4} (C_1^{5k'} + \delta_1^{5k'} + \Delta_{S_k S_{k'}}) Z_{1kk'}^{5l} \\ C_1^{5k} \geq C_2^{1k} + \delta_2^{1k} \\ C_1^{5k} \geq C_4^{6k} + \delta_4^{6k} \\ C_1^{5k} \geq C_1^{4k} + \delta_1^{4k} \\ C_1^{5k} \geq \sum_{l=1}^{n_5} \Delta_{S_k}^5 \cdot Z_{1k0}^{5l} \end{cases} \forall k \in K \quad (5.15)$$

The departure of aircraft k from its parking stand can only be started after the completion of the push back operation (inequality (5.16)) and it is not performed before the planned departure time (inequality (5.17)).

$$T_k \geq C_1^{5k} + \delta_1^{5k} \quad \forall k \in K \quad (5.16)$$

$$T_k \geq d_k^D \quad \forall k \in K \quad (5.17)$$

At beginning and ending of operations for vehicle type 1, we have the constraints:

$$\sum_{k \in K} \sum_{r=0}^1 \sum_{j=1}^2 Z_{jk0}^{1r} = 1 \quad \forall l = \{1, 2, \dots, n_1\} \quad (5.18)$$

$$\sum_{k \in K} \sum_{r=0}^1 \sum_{j=1}^2 Z_{j0k}^{1r} = 1 \quad \forall l = \{1, 2, \dots, n_1\} \quad (5.19)$$

For vehicles types 2, 3, 4 and 5 these constraints are written:

$$\sum_{k \in K_k^i} Z_{jk0}^{il} = 1 \quad \forall l = \{1, 2, \dots, n_i\}; \forall i = \{2, 3, 4, 5\} \quad (5.20)$$

$$\sum_{k \in K_k^i} Z_{j0k}^{il} = 1 \quad \forall l = \{1, 2, \dots, n_i\}; \forall i = \{2, 3, 4, 5\} \quad (5.21)$$

The travelled distances by service vehicles are given by:

$$L_1^l = \left(\begin{aligned} & \frac{1}{2} \sum_{k \in K} \sum_{j=1}^2 \sum_{r=0}^1 Z_{jk0}^{1lr} \cdot \Delta_{S_k}^1 \\ & + \sum_{k \in K} \sum_{k' \in K} \sum_{r=0}^1 \left((1-r) (\Delta_{S_k}^1 + \Delta_{S_{k'}}^1) + r \cdot \Delta_{S_k S_{k'}} \right) Z_{1kk'}^{1lr} \\ & + \frac{1}{2} \sum_{k \in K} \sum_{j=1}^2 \sum_{r=0}^1 Z_{j0k}^{1lr} \cdot \Delta_{S_k}^1 \end{aligned} \right) \cdot V^1 \quad \forall l = \{1, 2, \dots, n_1\} \quad (5.22)$$

$$L_i^l = \left(\begin{aligned} & \sum_{k \in K} \Delta_{S_k}^i \cdot Z_{1k0}^{il} \\ & + \sum_{k \in K} \sum_{k' \in K} (\Delta_{S_k}^i + \Delta_{S_{k'}}^i) Z_{1kk'}^{il} \\ & + \sum_{k \in K} \Delta_{S_k}^i \cdot Z_{10k}^{il} \end{aligned} \right) \cdot V^i \quad \forall l = \{1, 2, \dots, n_i\} \quad \forall i = \{2, 3, 4, 5\} \quad (5.23)$$

5.2.3. Analysis and solution process

The optimization problem developed above is a mixed integer problem. Variables Z_k^* are Boolean decision variables and variables C_j^{ik} and T_k are positive real decision variables. The first variables correspond to the covering of aircraft ground handling needs by service routes and the second variables correspond to the time scheduling of activities along the service routes. Each service route is a duty to be performed by a corresponding service team composed of a service vehicle and a service team.

The size of the problem is given by:

- the number of decision variables composed of $\left(|K|^2 \left(4n_1 + \sum_{i=2}^5 n_i \right) \right)$ Boolean variables and $7|K|$ positive real variables,
- the number of inequality constraints composed of $\left(\left(12 + 4n_1 + \sum_{i=2}^5 n_i \right) |K| \right)$ linear constraints and $6|K|$ nonlinear constraints.
- the number of linear equality constraints: $\left(2n_1 + 2 \sum_{i=2}^5 n_i + \left(6 + 2n_1 + \sum_{i=2}^5 n_i \right) |K| \right)$.

Note that each nonlinear inequality constraint:

$$z \leq \sum_{i=1}^n \sum_{j=1}^m x_i y_j \quad x_i \in \{0, 1\}, y_j \in [0, Y_j], z \in R^+ \quad (5.24)$$

Where Y_j is an upper bound of y_j , is equivalent to:

$$z \leq x_i y_j, 1 \leq i \leq n, 1 \leq j \leq m, x_i \in \{0,1\}, y_j \in [0, Y_j], z \in R^+$$

For all $x_i \in \{0,1\}$, $y_j \in [0, Y_j]$ and $z \in R^+$, where $z = x_i \cdot y_j$ if, and only if the constraints below are satisfied:

$$\begin{cases} z \leq x_i & 1 \leq i \leq n \\ z \leq y_j & 1 \leq i \leq n, 1 \leq j \leq m \\ z \geq y_j - Y_j(1 - x_i) & 1 \leq i \leq n, 1 \leq j \leq m \\ z \geq 0 & 1 \leq i \leq n, 1 \leq j \leq m \end{cases} \quad (5.25)$$

the nonlinear inequality constraints (5.24) can be replaced only by the 3th linear inequality of the system (5.25) [Billonnet, 2007].

Then the whole optimization problem becomes a mixed integer linear problem which can theoretically be solved using techniques such as the Branch-and-Bound algorithm [Land and al, 1960]. Clearly, this approach even for small instances of the problem (e.g. $|K|=10$ aircraft), it leads to a significant computation time when searching for the exact solution, for example using a solver such as LP-Solve or CPLEX.

5.2.4. Numerical application

For example, a case with 5 aircraft involved in 10 flights with 3 different ground handling operators performing 4 different ground handling activities, has been considered numerically. In this case, the objective function to minimize reduced to the sum of the delays which are generated by the assignments of the ground handling units to the ground handling tasks.

In figure 5.1 is represented the structure and duration assumed for the ground handling activities. Then table 5.2 provides the nominal arrival and departure schedules as well as the assigned parking positions.

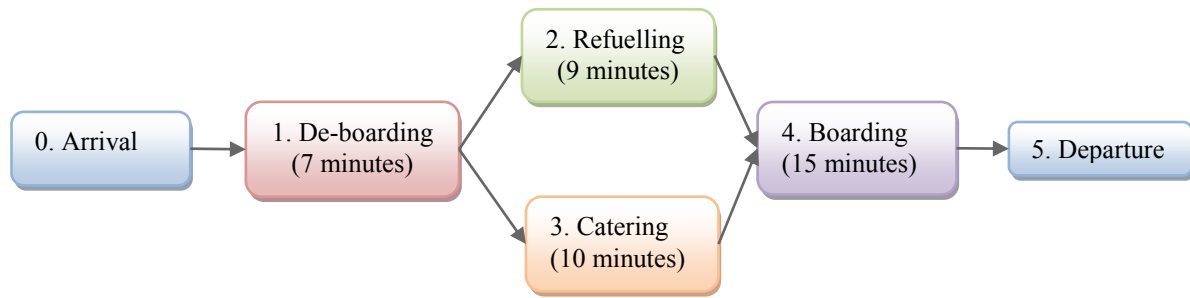


Figure 5.1 : Structure and duration of the ground handling activities

Aircraft	1	2	3	4	5
Scheduled Arrival Time	0	20	35	43	64
Scheduled Departure Time	32	52	67	75	96
Parking Position	1	2	3	4	1

Table5. 1 : The nominal arrival and departure schedules and the parking positions of aircraft

This problem has been solved using the library LP-Solve which has been run on a personal computer. An exact assignment of the ground handling units to the ground handling tasks has been computed. Table 5.2 provides the corresponding assignment solution which is graphically represented in figure 5.2.

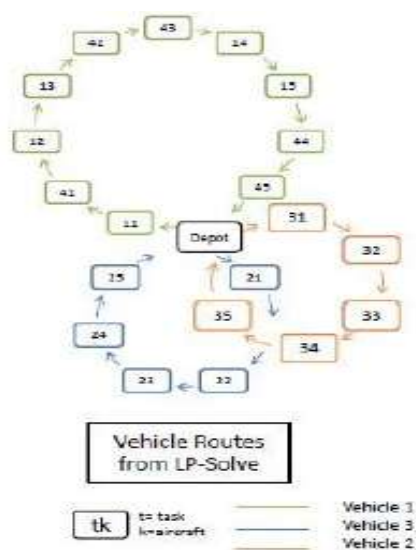


Figure 5.2 : Vehicles routes

Aircraft	Scheduled Start Time	Task	Task Start Time	Task Completion Time	Scheduled End Time
1	0	1	0	7	32
		2	7	16	
		3	7	17	
		4	17	32	
2	20	1	35	42	52
		2	42	51	
		3	42	52	
		4	55	70	
3	35	1	45	52	67
		2	54	63	
		3	55	65	
		4	73	88	
4	43	1	91	98	75
		2	98	107	
		3	98	108	
		4	111	126	
5	64	1	101	108	96
		2	110	119	
		3	111	121	
		4	129	144	

Table5.2 : The assignment solution

The sum of the delays at departure for the aircraft according to this solution is equal to 138 minutes which tends to indicate that ground handling resources were in this case insufficient to tackle efficiently the nominal arrival/departure schedule.

The solution for this very small problem was obtained after 1.37 minutes of computation. When considering slightly larger instances of this problem, the computation time increases very sharply to excessive values (tens of minutes and soon, hours of computation). Then this exact solution approach does not look suitable to treat real size assignment problems (with for instance no less than 7736625 variables and 46996 constraints for an instance involving 690 flights). It is expected that this situation will remain even if specialized versions of the resolution software were developed or if a faster computer was employed. This constitutes a strong limitation for this approach.

So it appears of interest to consider the development of a heuristic approach which can be able to produce feasible solutions in a very short computation time. This will allow the

manager, here the GHC, to restart the solution of this problem when the current operational conditions become rather different from the predicted ones.

5.2.5. The proposed GHC heuristic

Let us consider during a period of operations, with a set K of arriving and departing aircraft to/from the stands. Here we develop a greedy centralized heuristic which will ensure the feasibility of all ground handling operations. The idea of the centralized heuristic is to rank arriving and departing aircraft according to their planned start time of the corresponding ground operations (either arrival ground handling tasks or departure ground handling tasks). Then the central planner will process in this order each aircraft ground handling activity by linking each task to a route to build a ground handling duty:

- To cover task j at aircraft k it will search between the already created routes of type j , which one can cope with it, within the planned interval and at lower transportation cost.
- If none of the existing route provides a feasible solution
 1. and there are remaining capacity of type j at the corresponding base, a new route of type j starting at this base is created with first stop at aircraft k .
 2. and there are no remaining transport capacity at base of type j , add this task at the route of type j which minimizes the mix of resulting delay for aircraft k and of distance travelled to reach it with the weight λ .

Then repeat with all the expected ground handling tasks j at an arriving or departing aircraft.

This will produce feasible sets of duties (routes) to be performed by the different ground handling fleets and workforce. Then this data will be used by the ground handling coordinator to compute, according to the process proposed in the previous chapter, the level of resources that each ground handling manager must provide at each time period. These resources will be afterwards either effectively used to process aircraft and passengers or will remain as a warm reserve to face perturbations and incidents.

5.3. Decentralized fleet management

5.3.1. Classes of fleet management problems

The fleet management problems considered here correspond to the pairing problems that have to be solved by the ground handling managers between planned demand of specialized ground handling services and the corresponding available ground handling resources. Taking into account that some service providers must perform two different tasks, it appears necessary to separate ground provider fleet services into two categories: the first, C_1 , includes the providers who perform two different and non-consecutive tasks as: the service providers who take care of both the loading and unloading luggage, and the service providers who take care of both the boarding and de-boarding of passengers. The second category, C_2 , gathers the providers who carry a single type of task either on an arriving or departing aircraft.

5.3.2. Adopted notations

The formulations of the considered to classes of fleet management problems adopt the following notations:

Each task of the turnaround process $t \in \{1, \dots, T\}$ is carried out on an aircraft $i \in \{1, \dots, I^{k_t}\}$ by a specific service provider $k_t \in \{1, \dots, K\}$;

Precedence constraints describe execution orders for pairs of tasks;

I^{k_t} : is the set of all aircraft that require service from the ground provider k_t during a period of time; $I_p^{k_t}$ is the set of aircraft that have required service in the recent past; $I_f^{k_t}$ the set of aircraft that will require service in the near future; $I^{k_t} = I_p^{k_t} \cup I_f^{k_t}$

Each service provider operates a fleet of homogeneous vehicles; $x \in \{1, \dots, X^{k_t}\}$

$a_{i,j}^{x,t}$ equal 1 if vehicle x , $x \in \{1, \dots, X^{k_t}\}$ which performed the task t , $t \in \{1, \dots, T\}$ serves aircraft j , $j \in \{1, \dots, I^{k_t}\}$, immediately after serving aircraft i , $i \in \{1, \dots, I^{k_t}\}$

Each aircraft i , $i \in I^{k_t}$, has a scheduled arrival time d_i^A and a scheduled departure time d_i^D ;

Each task t has a release time b_t' from which it can be started and a completion time f_j^t . b_t' is the time at which the aircraft i , $i \in I^{k_t}$, is expected to request service.

Each task t has a non-preemptive processing duration S_t ;

$D_{i,j}$ is the distance to drive from an aircraft parking stand i and to an aircraft parking stand j ;

T_t^+ is the set of task that will be performed on the aircraft once the agent k_t completes the execution of its task t ; T_t^- is the set of task that were performed on the aircraft before the task that will be carried out by the agent k_t ;

5.3.3. Formulation of the GHFAS problem (C1 case)

The optimization objective is a mix of the sum of generated delay at the unloading stages and at the loading stages with the total travelled distance by the corresponding fleet.

$$\begin{aligned} & \min \lambda_1 (f_j^t - (d_j^D - \sum_{t' \in T^+} S_{j'}^{t'})) + \lambda_2 (f_j^{t'} - (d_j^D - \sum_{t' \in T^+} S_{j'}^{t'})) \\ & + (1 - (\lambda_1 + \lambda_2)) \left(\sum_{x \in X} \sum_{i \in I_p^{k_t}} \sum_{j \in I_f^{k_t}} \sum_{r=0}^1 (r \cdot D_{i,j} + (1-r)(D_{i,k_t} + D_{k_t,j}) a_{i,j}^{x,t,r}) \right) \end{aligned} \quad (5.26)$$

where $\lambda_1 \geq 0, \lambda_2 \geq 0, \lambda_1 + \lambda_2 \leq 1$

under the following constraints including the assignment covering constraints:

$$\sum_{r=0}^1 \sum_{x \in X} \sum_{i \in I_p^{k_t}} a_{i,j}^{x,t,r} = 1 \quad \forall j \in I_f^{k_t}, \quad \forall t \in T_1 \quad (5.27)$$

$$\sum_{r=0}^1 \sum_{i \in I_p^{k_t}} \sum_{j \in I_f^{k_t}} a_{i,j}^{x,t,r} = 1 \quad \forall x \in X^{k_t}, \quad \forall t \in T_1 \quad (5.28)$$

$$\sum_{r=0}^1 \sum_{i \in I_p^{k_t}} a_{i,j}^{x,t,r} = \sum_{r=0}^1 \sum_{i \in I_f^{k_t}} a_{i,j}^{x,t,r} \quad \forall j \in I_f^{k_t}, \quad \forall x \in X^{k_t}, \quad \forall t \in T_1 \quad (5.29)$$

$$a_{i,j}^{x,t,r} \in \{0,1\} \quad \forall i \in I_p^{k_t}, \quad \forall j \in I_f^{k_t}, \quad \forall x \in X^{k_t}, \quad \forall t \in T_1, \quad r \in \{0,1\} \quad (5.30)$$

$$b_j^t \geq d_j^A \quad \forall j \in I_f^{k_t}, \quad \forall t \in T_1 \quad (5.31)$$

$$\begin{aligned} b_j^t \geq & \left(r \left(b_i^t + S_i^{t,r} + \frac{D_{i,j}}{V_x} \right) + (1-r) \left(b_i^{t'} + S_i^{t',r} + \frac{D_{i,k_t} + D_{k_t,j}}{V_x} \right) \right) a_{i,j}^{x,t,r} \quad \forall j \in I_f^{k_t}, \quad \forall x \in X^{k_t}, \quad r \in \{0,1\}, \\ & \forall t \in T_1 \end{aligned} \quad (5.32)$$

$$f_j^{t,0} = b_j^t + S_j^{t,0} \quad \forall j \in I_f^{k_t}, \quad \forall t \in T_1 \quad (5.33)$$

$$b_j^t + S_j^{t,0} \leq d_j^D - \sum_{t' \in T^+} S_{j'}^{t'} \quad \forall j \in I_f^{k_t}, \quad \forall t \in T_1 \quad (5.34)$$

$$b_j'' \geq b_j' + S_j^{t,0} + \Delta T \quad \forall j \in I_f^{kt}, \forall t \in T_1 \quad (5.35)$$

$$b_j'' \geq \left(r \left(b_i^t + S_i^{t,r} + \frac{D_{i,j}}{V_x} \right) + (1-r) \left(b_i'' + S_i^{t,r} + \frac{D_{i,k_t} + D_{k_t,j}}{V_x} \right) \right) a_{i,j}^{x,t,r} \quad \forall j \in I_f^{kt}, \forall x \in X^{kt}, \forall t \in T_1, \\ r \in \{0,1\} \quad (5.36)$$

$$b_j'' + S_j^{t,1} \leq d_j^D - \sum_{t' \in T^+} S_j^{t'} \quad \forall j \in I_f^{kt}, \forall t \in T_1 \quad (5.37)$$

$$f_j^{t,1} = b_j'' + S_j^{t,1} \quad \forall j \in I_f^{kt}, \forall t \in T_1 \quad (5.38)$$

$$b_j'' \geq E_j \quad \forall j \in I_f^{kt} \quad (5.39)$$

Here the decision variables are relative to the assignment of vehicles to aircraft (Boolean) and the scheduled start time of each elementary ground handling task (real).

5.3.4. Formulation of the GHFAS problem (C2 case)

For each single task ground handling fleet we get the following formulation of the GHFAS problem:

$$\min \lambda \left(f_j^t - \left(d_j^D - \sum_{t' \in T^+} S_j^{t'} \right) \right) + (1-\lambda) \left(\sum_{x \in X} \sum_{i \in I_p^{k_t}} \sum_{j \in I_f^{k_t}} D_{i,j} a_{i,j}^{x,t} \right) \quad (5.40)$$

where λ is a positive parameter and with the following constraints:

$$\sum_{x \in X} \sum_{i \in I_p^{k_t}} a_{i,j}^{x,t} = 1 \quad \forall j \in I_f^{kt}, \forall t \in T_2 \quad (5.41)$$

$$\sum_{i \in I_p^{k_t}} \sum_{j \in I_f^{k_t}} a_{i,j}^{x,t} = 1 \quad \forall x \in X^{kt}, \forall t \in T_2 \quad (5.42)$$

$$\sum_{i \in I_p^{k_t}} a_{i,j}^{x,t} = \sum_{k \in I_f^{k_t}} a_{j,k}^{x,t} \quad \forall j \in I_f^{kt}, \forall x \in X^{kt}, \forall t \in T_2 \quad (5.43)$$

$$a_{i,j}^{x,t} \in \{0,1\} \quad \forall i \in I_p^{kt}, \forall j \in I_f^{kt}, \forall x \in X^{kt}, \forall t \in T_2 \quad (5.44)$$

$$b_j^t \geq d_j^A \quad \forall j \in I_f^{kt} \quad (5.45)$$

$$b_j^t \geq \left(b_i^t + S_i^t + \frac{D_{i,j}}{V_x} \right) a_{i,j}^{x,t} \quad \forall j \in I_f^{kt}, \forall x \in X^{kt}, \forall t \in T_2 \quad (5.46)$$

$$f_j^t = b_j^t + S_j^t \quad \forall j \in I_f^{kt}, \forall t \in T_2 \quad (5.47)$$

$$b'_j + S'_j \leq d_j^D - \sum_{t' \in T^+} S'_{jt'} \quad \forall j \in I_f^k, \forall t \in T_2 \quad (5.48)$$

The equation (5.27) and (5.41) ensure all aircraft receive service. Equations (5.28) and (5.42) impose that all the vehicles can begin and end their service tour at any position. Equation (5.29) and (5.43) are flow conservation constraints: a vehicle arriving at an aircraft must leave that aircraft later. Equations (5.30) and (5.44) ensure each possible task is either assigned or not. The inequality (5.32), (5.36) and (5.46) provide earliest start time constraints for the service at a ready aircraft taking into account the travelling time between aircraft. The inequality (5.31), (5.39), (5.45) specify that a task following another one cannot start before the end of this previous task (precedence constraints). The inequality (5.34), (5.37) and (5.48) define the latest start time for each service taking into account the activities that would be performed after. The equations (5.33), (5.38) and (5.47) represent the ending time of each task considering the starting time which has been already computed and the task duration.

5.4. On line Ground Handling Fleet Assignment (GHFA) problem at the level of each GHM

5.4.1. Ground Handling Fleet Coordination

To perform the ground handling activities for each aircraft within the allocated time, these different ground handling fleet services have to coordinate between each other while respecting the constraints of scheduling tasks for each aircraft and the constraints related to the use of ground handling unit: equipment, manpower, vehicle, etc according to the organization presented in the Chapter 4.

5.4.2. Proposed heuristics for on-line GHFA

In a nominal situation, the ground handler fleet managers will assign a vehicle and a work team to each route. This vehicle may be changed by another to pursue the duty in accordance with operational considerations (refueling need, mechanical failure, etc) while work teams will be shifted according to labor and safety regulations.

Here it is supposed that there are enough spare vehicles and work teams to meet operational perturbations:

When an arriving aircraft is delayed while his predicted arrival time is available, the ground handler fleet manager can take, independently of the other ground handling fleet managers, one of the three following decisions:

- maintain the corresponding ground handling task in the duty at the same place in the sequence. In that case the resulting delays should be integrated into the scheduling of the duty.
- maintain the corresponding ground handling task in the duty but at another place in the sequence.
- delete the corresponding ground handling task from the duty and assign it to another duty or to a spare vehicle and team (local duty) to perform the task when the aircraft will be available.

When a departing aircraft is delayed for some external reason (airport, airline, ATC), one of the three following decisions must be taken by each ground handler fleet manager:

- maintain the corresponding ground handling task in the duty at the same place in the sequence. In that case the resulting delays should be integrated into the scheduling of the duty.
- maintain the corresponding ground handling task in the duty but at another place in the sequence.
- delete the corresponding ground handling task from the duty and assign it to another duty or to a spare vehicle and team (local duty) to perform the task when the aircraft will be available to start departure ground handling activities.

From the solutions of the assignment problems solved by each ground handling manager , the ground handling coordinator forward the milestones corresponding to the completion of ground handling activities to the airlines and the ATC to produce if necessary new estimates for the departure schedule of the aircraft.

5.5. Case study

5.5.1. Airport and ground handling characteristics

To the best of our knowledge, no benchmark instances exist for this problem. Then, a real traffic data from Palma de Mallorca Airport has been considered. Palma de Mallorca Airport is, with respect to aircraft and passengers traffic, the third largest Spanish airport. During the summer period it is one of the busiest airports in Europe, with 22.7 million of passengers in 2011. The airport is the main base for the Spanish carrier Air Europa and also a focus airport for German carrier Air Berlin. It occupies an area of 6.3 km² (2.4 sq mi). Due to rapid growth of aircraft traffic and passenger flows along the last decades, additional infrastructures have been added to the two original terminals A (built in 1965) and B (built in 1972). Palma de Mallorca Airport is composed now of two runways, four terminals and 180 parking stands with 27 of them at aprons. It can handle up to 25 million passengers per year, with a capacity to dispatch 12,000 passengers per hour [PDM, 2012]. Figure 4 displays the hourly traffic of arriving and departing aircraft on a typical summer day at this airport. It appears that aircraft traffic remains intense from early morning until the beginning of night hours.

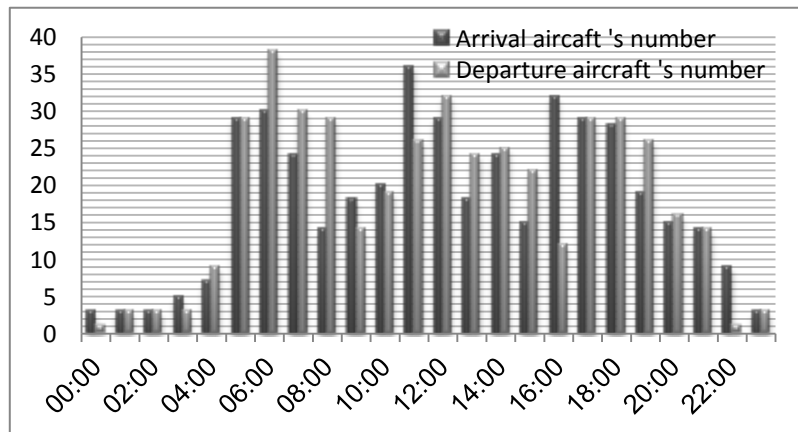


Figure 5.3 : 01 /08/2007 Palma de Mallorca Airport Aircraft hourly traffic

The following datasets were used in order to create the instances:

- One day flight traffic data from the Palma de Mallorca airport corresponding to a summer business day (345 arrivals of aircraft and 345 departures of aircraft) was considered. This includes the list of the aircraft performing a turnaround during the

day, the scheduled arrival and departure times, the real arrival and departure times, the type of aircraft, and the parking position.

- b) Distances between the parking positions and between them and the depot. The Palma de Mallorca airport has 180 parking stand: 27 of them are remote stands. A constant velocity was used to calculate the vehicle traveling time.
- c) Tasks information: using the specifications of the aircraft manufacturers (Airbus, 2005; Boeing 200, ATR 1999), three types of aircraft with different sizes were modeled. For each operation included in the problem and according to the type of aircraft, the duration, the precedence restrictions regarding the other tasks, and the type of vehicle used have been considered.

5.5.2. Implementing the global planning of ground handling resources

The developed heuristics have been implemented in Java. As it has been mentioned on the chapter 4, this approach is proposed to calculate the nominal number of resources required for each ground handling manager during a day of traffic.

The heuristic proposed is a greedy heuristic.

The solution of this approach is given in the Table 5.3. It represents the number of the aircraft which will be performed by each ground handling unit of each ground handling service provider.

Ground handling activity	GHU ₁	GHU ₂	GHU ₃	GHU ₄	GHU ₅	GHU ₆	GHU ₇	GHU ₈	GHU ₉
De-boarding/ Boarding passengers	71	58	43	38	32	25	19	12	6
Unloading/ Loading baggage	133	95	93	85	66	79	60	51	28
Catering	86	80	66	58	55				
Cleaning	97	77	60	61	50				
Refuelling	103	92	84	66					
Sanitation	144	94	59	34	14				
Potable Water Supply	103	82	66	53	41				
Push back	118	112	84	37	31				

Table5. 3 : Solution of hierarchical approach

Using this solution, only 12 aircraft will have a delay at the level of the departure times with a maximum delay of 14 minutes.

The 14 aircraft that would leave their parking stand later than which it had been predicted their departure times match with busiest flight traffic period.

Figure 5.4 represents the hourly distribution of aircraft the departure delays resulting from the proposed heuristic.

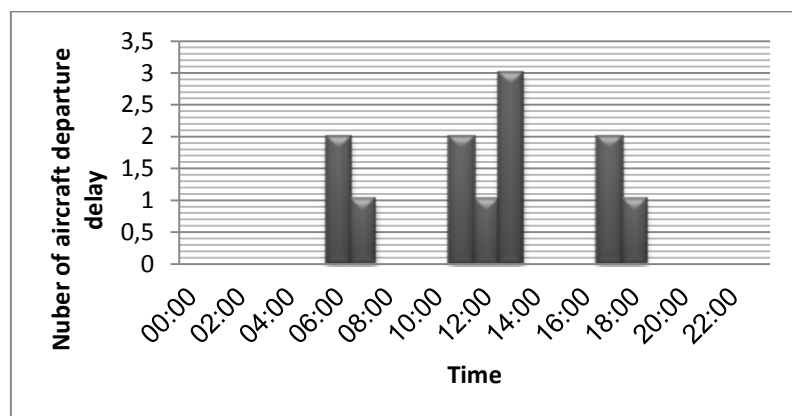


Figure 5. 4 : Hourly delays distribution resulting from the proposed heuristic

The proposed global planning heuristics of ground handling resources has been calculated using the dataset presented in the precedent paragraph. This global planning of ground handling resources as it has been described in the chapter 4 is composed of three steps.

For the first step, it has been supposed that the nominal number of each ground handling resources is presented in the figure.

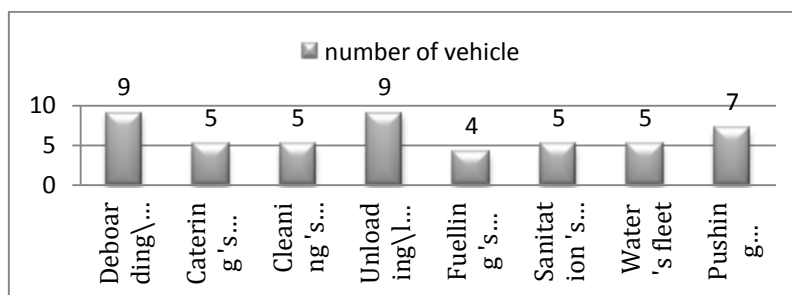


Figure 5.5 : Nominal composition of ground handling fleets

In the second step, the unit time period which has been considered has been taken equal to the maximum between 5 minutes and the smallest duration of a ground handling operation, including transfer time:

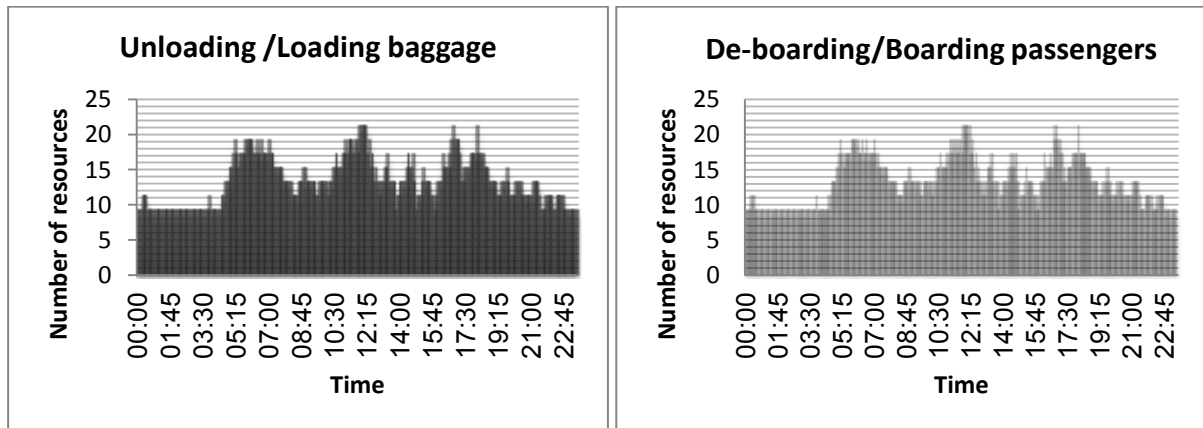
$$u_t = \max \left\{ \xi, \min_{j \in K} s_j^t \right\} \quad (5.49)$$

Ground handling activity	Duration (min)
De-boarding passengers	5
Catering	5
Cleaning	5
Boarding passengers	5
Unloading baggage	5
Fuelling	5
Loading baggage	5
Sanitation	5
Potable water supply	5
Push-back	5

Table5.4:The unit time period of each ground handling operation results

The third step of the estimation of the necessary resources at a given time for all ground handling managers is performed by adding margins to the nominal level of demand of scheduled arrival and departure flights. This is done according to formula (4.5), (4.6) and (4.7).

The figures presented below provide the size of the resources required for each ground handling manager to perform their corresponding ground handling tasks in case of perturbations that can occur during the day. As it can be seen, the number of reserved resources increases in the busiest flight traffic period (arrival/departure aircraft) according to the figure 5.6.



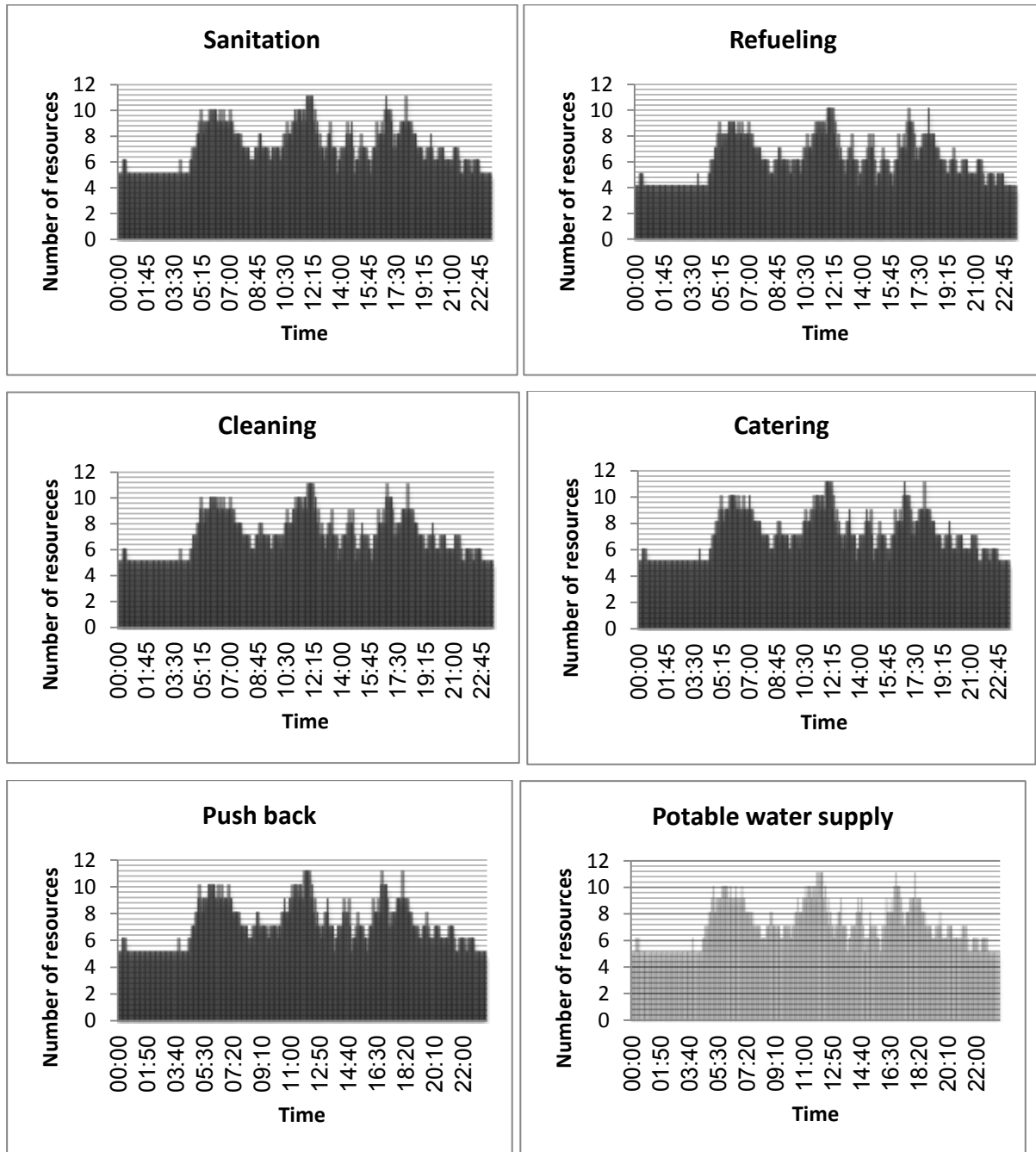


Figure 5.6: Number of the resources required for each ground handling activities each of period of time

5.5.3. Implementing the heuristics for on-line GHFA

To test the efficiency of this approach, the accurate arrival times of each considered flights are supposed to be communicated to the ground handling managers thirty minutes before the effective landing. Here, this allows the ground handling managers to reassign the ground handling resources by considering the updated arrival times at the parking stands of

the flights announced to land within the next half hour. Aircraft within five minutes to land have been supposed to maintain the previous assignment solution. No flight directed towards the considered airport has duration less than forty minutes. Then the real departure times were compared with the ones obtained through the proposed heuristic approach. The considered ground handling resources were the ones effectively existing at that airport.

The application of the proposed heuristic approach to the nominal schedule of arrivals during the considered reference day provided a feasible assignment for each ground handling manager in at most 0.3 seconds. These solutions led to delays with respect to scheduled departure schedule involving only 36 aircraft, with a maximum delay of 16 minutes. The average delay among delayed aircraft has been of 7 minutes. Figure 5.7 displays the hourly distribution of delayed aircraft at departure resulting from the application of the proposed decentralized approach. Clearly, the occurrence of these delays corresponds to the busiest aircraft traffic periods at the airport where ground handling resources become short. The proposed heuristic could be restarted using higher ground handling resource levels provided by the ground handling coordinator to improve the expected delay performance of the system.

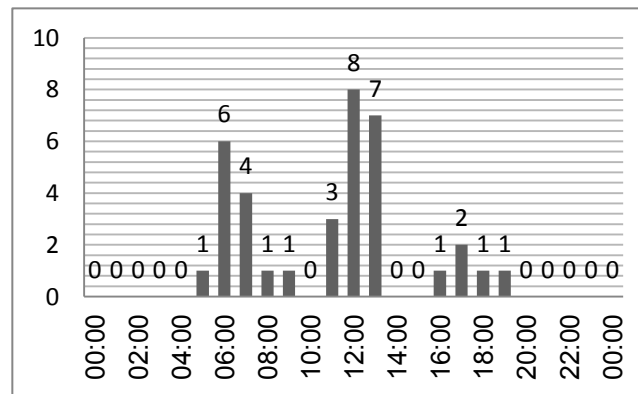


Figure 5. 7 : Hourly delays distribution resulting from the proposed heuristic

Historical data from 01/08/2007 at Palma de Mallorca Airport indicate that about 244 aircraft departures were delayed for multiple reasons, including one of the main reasons, ground handling delays. The maximum observed delay is about 520 minutes and the average delay among delayed aircraft has been of 30 minutes. There is information about the use of a particular system to manage ground handling at that airport.

It is clear, that in theory, the proposed heuristic approach provide significantly improved results with respect to departure delays. Then it can be expected for this particular airport that, even if the implementation of the proposed heuristic approach is not perfectly performed, some noticeable improvement with respect to the current practice will take effect. This is quite noteworthy since the proposed heuristic has not been particularly improved with respect to a basic greedy approach.

5.6. Conclusion

In this chapter the solution of the different assignment problems solved by the ground handling coordinator and ground handling managers has been considered. An exact approach has been adopted at first to solve the global assignment problem considered in the proposed framework by the ground handling coordinator. Numerical results using LP-Solve show that beyond the case of very small problems (10 to 12 flights), the exact approach is not able to produce the optimal solution in an acceptable time. So a greedy heuristic has been developed in that case. In the case of the pairing problems faced by the ground handling managers, even if the corresponding optimization problems are of smaller size than the one faced by the ground handling coordinator, only the heuristic approach has been developed.

The whole process has been illustrated by considering a case study with real traffic where it has been assumed that flight arrival times are perfectly known half an hour in advance. Even if scheduled and effective arrival times are different, the adopted traffic situation can be considered as normal. In the next chapter, the proposed framework for ground handling management will be discussed in the case of huge traffic perturbations characterizing an airport disruption.

CHAPTER 6
GROUND HANDLING MANAGEMENT UNDER
DISRUPTION

6.1. Introduction

In this chapter is considered the case in which an airport is subject to a large perturbation which in general affects all its sub-systems: runway operation, airside taxiing operation, ground handling operations, passenger terminals and groundside land traffic. This drastic situation termed airport disruption has been defined in qualitative terms and very few specific studies to cope systematically with it are available. In this chapter, after trying to better identify this situation, a new formalism is introduced to cope with the uncertainty associated to the duration of many activities in this situation. Then a tentative approach to design a decision process for the ground handling coordinator to better cope with this situation is proposed. This adapted decision process is based on the assessment of the criticality of each arriving or departing aircraft in the reduction of the disruption situation, irrespective of direct ground handling operations costs.

6.2. Airport Disruption

6.2.1. Definition of airport disruption

To our knowledge there exists no specific definition for airport disruption while some recent works refer to this situation [Ploog, 2005] and [Tanger and al, 2013] without providing any definition. According to the British Standards Institute [Business continuity management, 2006], “a disruption is an event which causes an unplanned, negative deviation from the expected delivery according to the organization’s objectives”. According to this definition, the term *disruption* could be perceived as equivalent to the term *perturbation*. The ground handling services are delivered in a changing environment with many operational uncertainties. For example, the expected arrival times for flights are subject to frequent delays, the duration of ground handling tasks is sensitive to unexpected events such as additional travel time due to traffic congestion on airside service ways or machine breakdowns. Then it could be considered that ground handling management tackles in permanence disrupted situations.

In the Air Transport management literature, the issue of *airline disruption management* has been considered more early [Kohl and al, 2007], [Clausen and al, 2005] and

has been associated with the airlines recovery problem [Batu and al, 2006], [Letovsky and al, 1997]. In fact, for these authors a disrupted situation occurs when a succession of unexpected events leads the system state out of range of the current operation practice which is no more able to compensate deviations and make the system state to return near a nominal situation. In that case, recovery actions must be taken to avoid a cumulative degradation of the performance of the system.

In this chapter, this later understanding of a disrupted situation will be transposed to the case of airport management where disruption management should also cope with some crisis situations.

6.2.2. Consequences of airport disruption

Here the operational situation which is considered is the one in which, as a consequence of some event or succession of events, the whole airport operation is perturbed and presents at the same time important delays and large uncertainties with respect to effective arrival and departure times.

Possible consequences of an airport disruption situation can be [Ploog, 2005]:

- for passengers: canceled departing flights or loss of connection flights by passengers (delayed arrival at stand of previous flight, delayed transfer of passengers and luggage towards the following flight), passengers who are obliged to wait for long periods without precise information at boarding gates or in the aircraft once boarded.
- for crews: impossibility for a crew member to continue its scheduled flight pairing, difficulties for airlines to constitute technical and commercial crews for departing flights.
- for aircraft: unavailability of an aircraft to perform a scheduled departing flight, difficulty to perform scheduled side activities such as maintenance activities.

6.2.3. Sources of airport disruption

Causes for the airport disruption situation can be related with incoming traffic, the airport itself and exogenous events.

With respect to incoming traffic, airport disruption can be generated when a large share of the incoming traffic during a period of time, for example a peak hour for the airport, arrives late with large delays. This can be the result of bad weather conditions, of a temporary lack of capacity of the air traffic system caused by an excess of traffic demand, or by the reduction of effective ATC capacity as a result of some social or technical problem. While the ATFM system [Gwiggner, 2004] makes the excess of demand situation very unlikely, the ATC system presents in general high levels of reliability and availability.

With respect to the airport itself, airport disruption situations can be produced by a temporary lack of capacity caused for example by the closure of a runway, bad weather conditions (fog, snow, strong rain), the lack of sufficient ground installations and equipment to cope with a peak of traffic, social problems (strike of some category of airport employees), occurrence of hazards at the airport (crash of landing or departing aircraft, huge fire).

Exogenous causes which can result in airport disruption are transient situations associated to the recovery from the effect of natural hazards (volcano ashes, tsunami, nuclear alerts) or from overfly restrictions in conflictive areas.

6.3. Ground Handling Management Objectives and Operation under Airport Disruption

Here it is considered that the management of ground handling during an airport disruption should contribute to its reduction and elimination. This implies eventually the definition of new objectives and new decision processes to be adopted during this transient situation. In such a situation, it can be expected that the proposed decentralized ground handling management should be more strongly driven by the ground handling coordinator to tackle with priority the overall airport objectives.

6.3.1. Ground handling management objectives under airport disruption

In this situation, the whole operations planning performed by ground handlers must be revised with temporary new objectives:

- Contribute to the return of airport operations to a near nominal situation as soon as possible since the disrupted situations reduce the overall airport performance and service offered to the passengers. This can be done through the adoption of more costly ground handling solutions.
- Limit as much as possible the maximum flight delays instead of the mean passenger delay adopted in regular airport operations.
- Minimize the number of missed passenger connections. This has an important contribution onto the performance of the airport. In general, the most of passenger missed their connection because of either the ground handling operators which they did not taken into account the impact of delaying the performing the ground handling activities of this flight or of the bad manner of sharing information between the A-CDM partners.

6.3.2. A proposal for ground handling management under airport disruption

Here it is proposed, with the objective to handle the overall airport objectives, at the ground handling coordinator takes over the direction of the ground handling management by imposing to the ground handling managers, priority lists of flights to be processed. The reordering of the scheduled arrivals and departures into priority lists with respect to ground handling by the ground handling coordinator can be the result of:

- a negotiation with the other A-CDM partners about special demands from them,
- the assessment of the current and near future ground handling situation according to current and predicted traffic of aircraft,
- the occurrence of some ground handling incident (equipment failure).

The ground handling coordinator will provide online to the ground handling managers two frequently updated priority lists:

- one is relative to arriving aircraft,
- the other one is relative to departing aircraft.

An arriving aircraft will enter these two priority lists when its predicted arrival time at the parking stand becomes smaller than the ground management operational horizon. An arriving or departing aircraft will leave the corresponding list when its ground handling processing is ready to start. An aircraft can be at the same time in these two priority lists, so these lists are not independent.

Here, ground handling resources are also separated between those which are dedicated to arriving aircraft and those which are dedicated to departing aircraft. Then ground handling managers will assign their respective resources according to these priority lists.

This will make that many arriving or departing aircraft will not be necessarily processed according to their rank in the arriving or departing time schedules. Since in this situation demand levels may overpass available ground handling capacity, the ground handling coordinator establishes these priority lists for ground handling managers with the objective to reduce or avoid cumulative effects which will otherwise contribute to prolong the disrupted situation of the airport.

In this case, taking into account the uncertainty about the completion of many events at the airport airside, the ground handling coordinator will require from some ground handling managers to put into alert all their effective ground handling resources. For example this could be the case with the de-icing capacity of an airport. For others ground handling activities, the ground handling coordinator can adopt a time-of-the-day policy based on pre computed reserves to make ready ground handling extra resources.

In that case, it is considered that the pool of ground handling resources necessary to perform arriving or departing ground handling activities are required to be available at the parking place as soon as possible and start their activities according to the ground handling sequence associated to this aircraft.

For example, one of the objectives with respect to flight arrivals is to minimize the waiting time for de-boarding passengers and luggage, another one is to make sure that passengers embark in the aircraft with a minimum delay, if any, with respect to the rescheduled flight departure time. So, they will be in charge of mobilising in due time the necessary ground handling resources for flight arrival or flight departure processing.

Airport air traffic control services update the predicted arrival times which are forwarded to airport services, including airlines and ground handling. This starts the process of updating

the assignment and scheduling of tasks for each ground handling fleet. In the case in which repeated aircraft arrival schedule perturbations are occurred or are expected, according for instance to meteorology conditions, the horizon of the different ground handling fleet management problems can be commonly limited to no more than two hours ahead.

Each ground handling manager will solve the new instance of each GHFA problem by applying some kind of the heuristic such as the one described in the previous chapter but modified with respect to one point:

Instead of treating each flight according to its position in the arrival or departure schedules, each flight will be treated according to its updated priority rank in the corresponding arrival or departure list.

6.3.3. Operational uncertainty during airport disruption

In general in an airport disruption situation, which is generated in general, as discussed above, by a succession of unexpected perturbations, many parts of the airport start behaving out of nominal conditions generating increased travel and service times as well as a higher distribution of them. Although ground traffic is always performed in compliance of priority rules between vehicles of the same type and between vehicles of different types along the different ground tracks of the airport, multiple queues of aircraft and ground service vehicles may grow and interact.

To be reactive to the disruption situation, ground handling resources must be ready to enter into action once a high priority flight arrives at the parking stand or when a high priority flight has to prepare for departure. Then, the ground handling management should work out decisions based on some prediction of arrivals or departures times from the parking stands and by adopting some estimates for service vehicle travel times as well as for ground handling activities durations. Considering the high degree of uncertainty with respect to timing and delays, a deterministic approach, such as through deterministic optimization, to tackle this situation appears ineffective [Ravi and al, 2004]. On the other side, the adoption of a probabilistic approach will be unfeasible by lack of statistical data on one side and by the resulting cumbersome computation needs [Dyer and al, 2003]. Then, in the following subparagraph, an intermediate approach where uncertainty is displayed but treated through rough processes will be proposed. In the considered case, the ground handling coordinator is

supposed to generate the priority lists according to the current and predicted ground handling situations. These lists, as it has been mentioned before, will be provided on line to the different ground handling managers who will make a copy of them. Figure 6.1 describes the ground handling management under disruption by generation the priority lists at the level of the GHC.

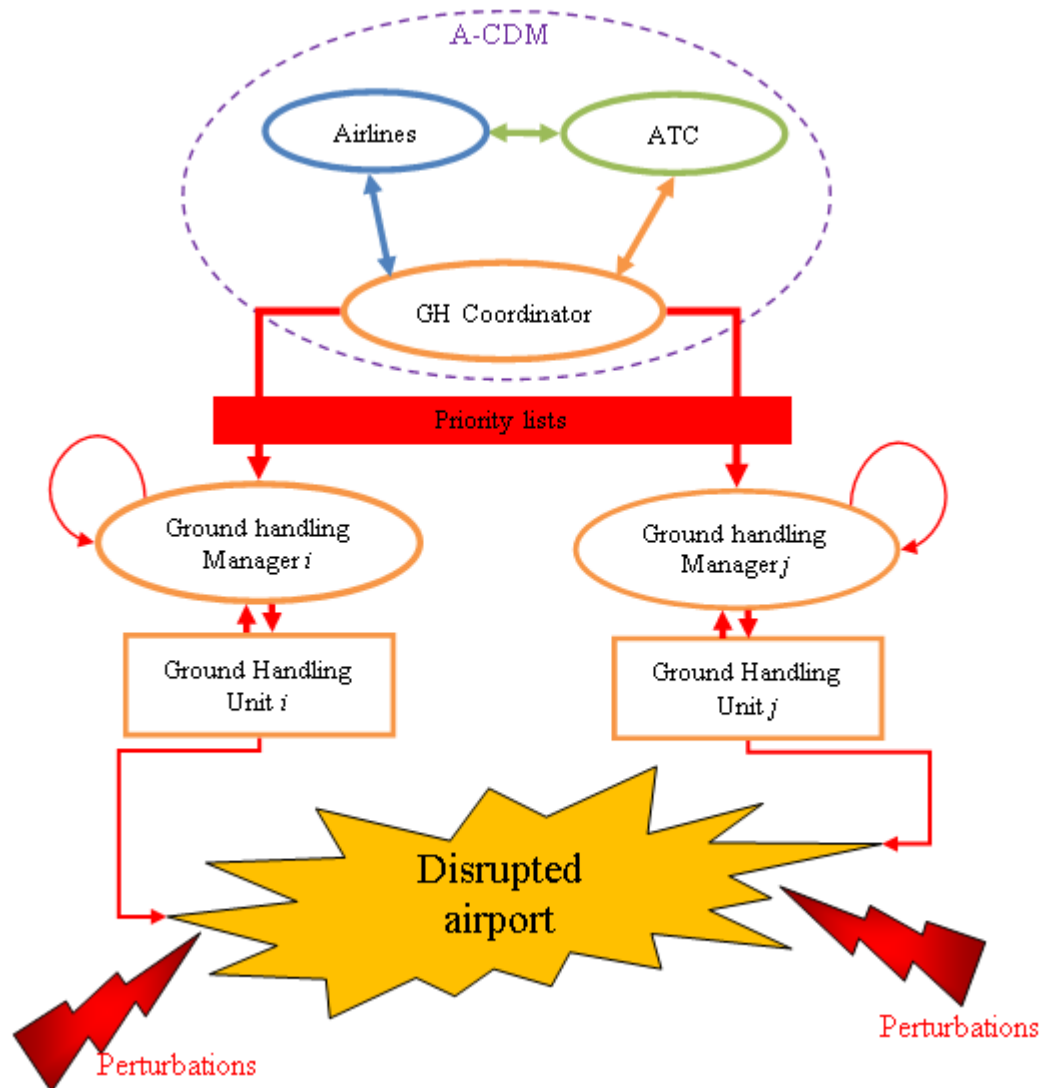


Figure 6.1 : Ground handling management under disruption

Since these priority lists can be modified at the ground handling coordinator level according to the occurrence of unexpected events, this could imply that the assignments of ground handling units to flights should be changed in accordance. To provide some stability to the assignments performed by the ground handling managers, it has considered that once a ground handling unit starts to turn ready to perform an activity at a given flight, this assignment is definitive and the corresponding flight is deleted from the list of the

corresponding ground handling manager. This will happen only with flights which are close to be processed.

Figure 6.2 represents the process of the ground handling management under uncertainty at the two level of the proposed ground handling management organisation structure: GHC and GHMs.

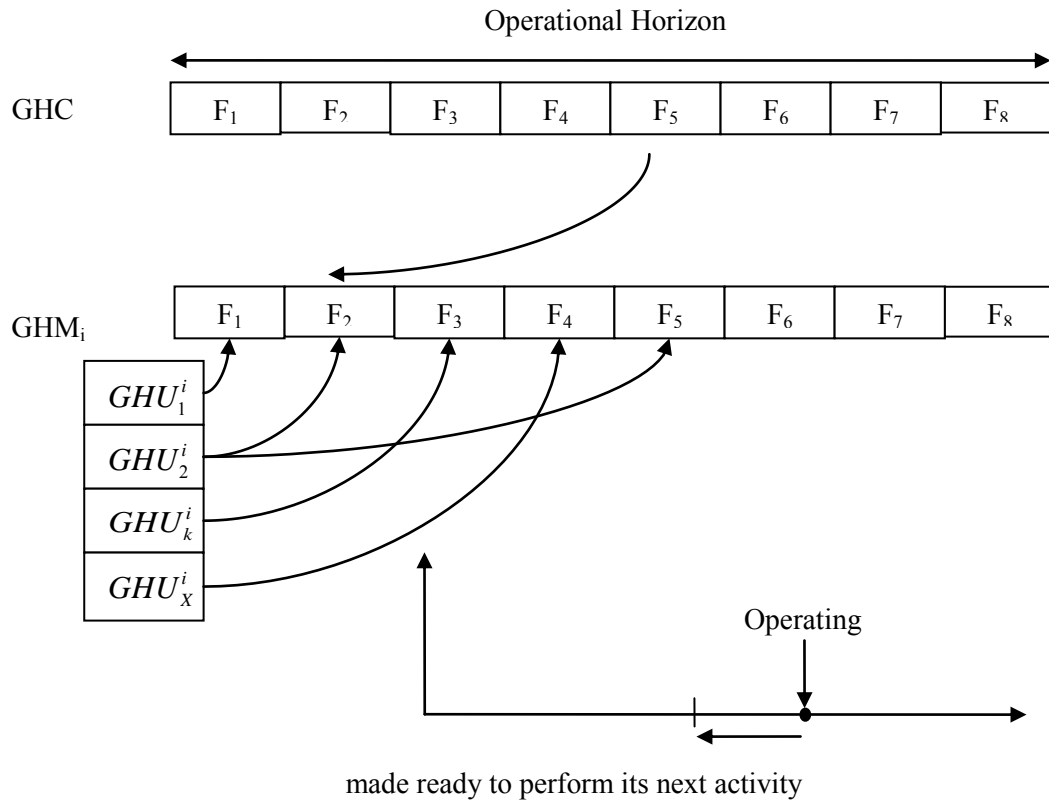


Figure 6.2 : Operational uncertainty during airport disruption

6.4. Adopted representation of uncertainty

In the following, to represent uncertainty with respect to the time occurrence of events or the duration of activities, durations will be represented by fuzzy dual numbers [Cosenza and al, 2011], [Cosenza and al, 2012].

6.4.1. Some elements about fuzzy dual numbers

The set of fuzzy dual numbers is the set $\tilde{\Delta}$ of the dual numbers of the form $a + \varepsilon \cdot b$ such as $a \in \mathfrak{R}, b \in \mathfrak{R}$ where a is the primal part and b is the dual part of the fuzzy dual number.

Observe that a crisp fuzzy dual number will be such as b is equal to zero, loses both its dual and its fuzzy attributes. To each fuzzy dual number is attached a fuzzy symmetrical number whose graphical representation is given below where μ is a symmetrical membership function defined over R :

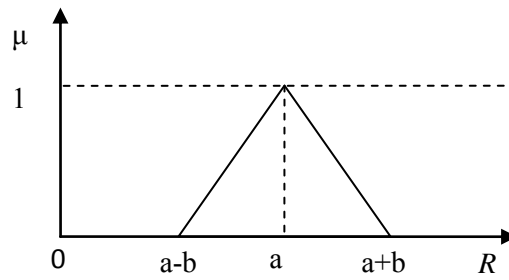


Figure 6.3 : Representation of a fuzzy dual number

Here we recall some basic operations with fuzzy dual numbers.

The fuzzy dual addition of fuzzy dual numbers, written $\tilde{+}$, is identical to that of dual numbers and is given by:

$$(x_1 + \varepsilon \cdot y_1) + (x_2 + \varepsilon \cdot y_2) = (x_1 + x_2) + \varepsilon \cdot (y_1 + y_2) \quad (6.1)$$

Its neutral element is $(0 + 0 \cdot \varepsilon)$, written $\tilde{0}$. The fuzzy dual product of two fuzzy dual numbers, written \bullet , is given by:

$$(x_1 + \varepsilon \cdot y_1) \bullet (x_2 + \varepsilon \cdot y_2) = (x_1 \cdot x_2 + \varepsilon \cdot (|x_1| \cdot y_2 + |x_2| \cdot y_1)) \quad (6.2)$$

The fuzzy product has been chosen in that way to preserve the fuzzy interpretation of the dual part of the fuzzy dual numbers but it makes a difference with classical dual calculus. The neutral element of fuzzy dual multiplication is $(1 + 0 \cdot \varepsilon)$, written $\tilde{1}$ and only non-zero crisp numbers have an inverse. Both internal operations, fuzzy dual multiplication, are commutative and associative, while the fuzzy dual multiplication is distributive with respect to the fuzzy dual addition. Observe that the nilpotent property of operator ε is maintained: $\varepsilon \bullet \varepsilon = \varepsilon^2 = \tilde{0}$. It appears also that fuzzy dual calculus is quite simpler than common fuzzy calculus ([Kosinsky, 2006], [Nasseri, 2006]).

The pseudo ($\tilde{\Delta}$ is not a vector space) norm of a dual fuzzy number is given by:

$$\|a + \varepsilon.b\| = |a| + \rho b \in \mathfrak{R}^+ \quad (6.3)$$

where $\rho > 0$ is a shape parameter. The shape parameter can be defined as:

$$\rho = \frac{1}{2b} \int_{y \in \mathfrak{R}^+} \mu(y).dy \quad (6.4)$$

Figure 6.3 displays standard fuzzy symmetrical numbers with different shape parameters.

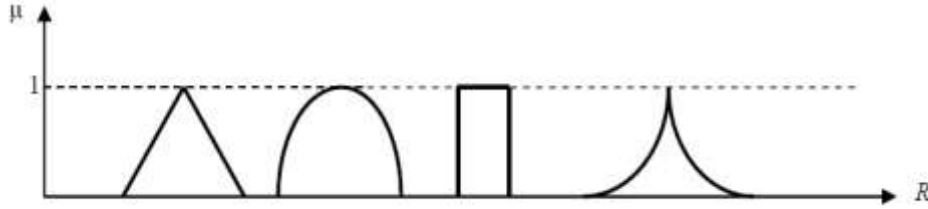


Figure 6.4 : Examples of shapes for fuzzy dual numbers

The following properties are met by this pseudo norm whatever the values of the shape parameters:

$$\forall a + \varepsilon.b \in \tilde{\Delta} : \|a + \varepsilon.b\| \geq 0 \quad (6.5)$$

$$\forall a \in R, \forall b \in R^+ : \|a + \varepsilon.b\| = 0 \Rightarrow a = b = 0 \quad (6.6)$$

$$\|(a + \varepsilon.b) + (\alpha + \varepsilon.\beta)\| \leq \|a + \varepsilon.b\| + \|\alpha + \varepsilon.\beta\| \quad \forall a, \alpha \in R, \forall b, \beta \in R^+ \quad (6.7)$$

$$\|\lambda.(a + \varepsilon.b)\| = \lambda.\|a + \varepsilon.b\| \quad \forall a \in R, \forall b, \lambda \in R^+ \quad (6.8)$$

Partial orders between fuzzy dual numbers can be introduced using the above pseudo norm.

First a strong partial order written $\tilde{\succsim}$ can be defined over $\tilde{\Delta}$ by:

$$\forall a_1 + \varepsilon.b_1, a_2 + \varepsilon.b_2 \in \tilde{\Delta} : a_1 + \varepsilon.b_1 \tilde{\succsim} a_2 + \varepsilon.b_2 \Leftrightarrow a_1 - \rho.b_1 \geq a_2 + \rho.b_2 \quad (6.9)$$

Then a weak partial order written $\hat{\succsim}$ can also be defined over $\tilde{\Delta}$ by:

$$\forall a_1 + \varepsilon.b_1, a_2 + \varepsilon.b_2 \in \tilde{\Delta} : \|a_1 + \varepsilon.b_1\| \hat{\succsim} \|a_2 + \varepsilon.b_2\| \Leftrightarrow a_2 + \rho.b_2 > a_1 - \rho.b_1 \text{ and } a_1 - \rho.b_1 > a_2 \quad (6.10)$$

Figures 6.4 and 6.5 display different partial orders between pairs of dual fuzzy numbers and inequalities between fuzzy dual numbers are quite different from those used with classical fuzzy numbers. $a_1 + \varepsilon.b_1 \tilde{\succsim} a_2 + \varepsilon.b_2$

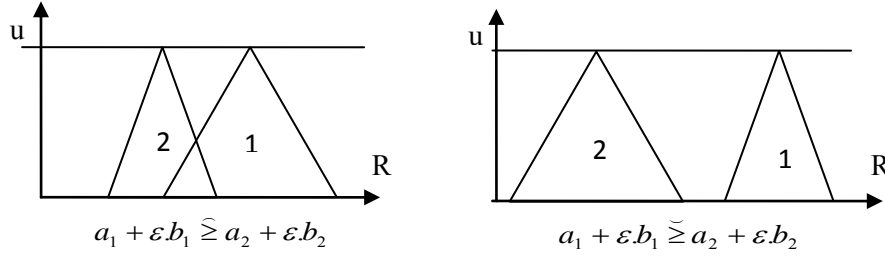


Figure 6.5 : Example of inequalities (weak and strong) between fuzzy dual numbers

More, a fuzzy equality written \cong can be defined between two fuzzy dual numbers by:

$$\begin{aligned} & \forall a_1 + \varepsilon.b_1, a_2 + \varepsilon.b_2 \in \tilde{\Delta} : \|a_1 + \varepsilon.b_1\| \cong \|a_2 + \varepsilon.b_2\| \\ & \Leftrightarrow a_2 \in [a_1 - \rho.b_1, a_1 + \rho.b_1] \text{ and } a_1 \in [a_2 - \rho.b_2, a_2 + \rho.b_2] \end{aligned} \quad (6.11)$$

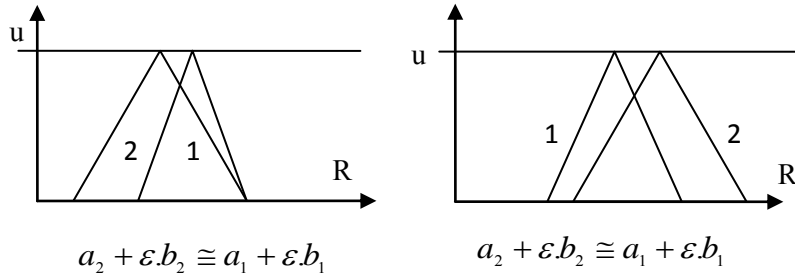


Figure 6.6 : Examples of fuzzy equality between fuzzy dual numbers

Then any two fuzzy dual numbers can be ranked as either strongly different, weakly different or rather equal and a fuzzy ranking can be established between them as well as max and min operators over subsets of $\tilde{\Delta}$.

6.4.2. Fuzzy dual delays and durations

It is supposed here that it is possible considering the perturbed situation for all future ground handling related events to propose earliest and latest expected completion times, t_{\min} and t_{\max} to construct a fuzzy dual triangular completion time number \tilde{t} where:

$$R(\tilde{t}) = (t_{\min} + t_{\max}) / 2 \text{ and } D(\tilde{t}) = (t_{\max} - t_{\min}) / 2 \quad (6.12)$$

It is also supposed that the duration of each type of ground handling task can be represented in the same way by a fuzzy dual number \tilde{d} :

$$R(\tilde{d}) = (d_{\min} + d_{\max}) / 2 \text{ and } D(\tilde{d}) = (d_{\max} - d_{\min}) / 2 \quad (6.13)$$

That means that if at time t the considered event requires the availability of some equipment or team, an equipment or team of this type should be planned to be available at time t_{\min} to be sure to avoid delay and cannot be reassigned in the planning with certainty to any other task before time t_{\max} . Here d_{\min} and d_{\max} will be associated respectively with the minimum and the maximum difference between the finishing and the starting times of the corresponding task.

This fuzzy dual formalism is here adopted since it provides a simple way to take into account operations uncertainty compared to probabilistic approaches and allow straightforward calculations and interpretation.

6.5. Ranking Flight under Disruption with Uncertainty

The following notations are adopted: each task of a ground handling process $\theta \in \{1, \dots, T\}$ is carried out on an aircraft $a(i)$ associated to a flight i , $i \in I$, ($I = I_A \cup I_D$, I_A is the set of scheduled arriving flights during the next management horizon flights and I_D is the set of scheduled departing flights during the same period) by a specific ground handling service provider $k \in \{1, \dots, K\}$.

The first step of the proposed heuristic consists in performing an initial ordering of the flights scheduled to arrive within the next ground handling management horizon in accordance with their current predicted arrival time \hat{t}_i^a at their assigned parking amended by considering their criticality. To each arriving flight $i \in I_A$, can be assigned the difference $\Delta t_i^a = \hat{t}_i^a - \bar{t}_i^a$ between the predicted arrival time \hat{t}_i^a and the scheduled arrival time \bar{t}_i^a . Here \hat{t}_i^a and \bar{t}_i^a can be either real numbers or fuzzy dual numbers, where \hat{t}_i^a is provided by the ATC. In the second case, this corresponds practically to a time window. Each arriving flight will cope with two types of operational constraints:

- Connection constraints when arriving passengers must reach without delay others departing flights.
- Departure schedule when the arriving aircraft must be ready to start a new flight with a tight schedule.

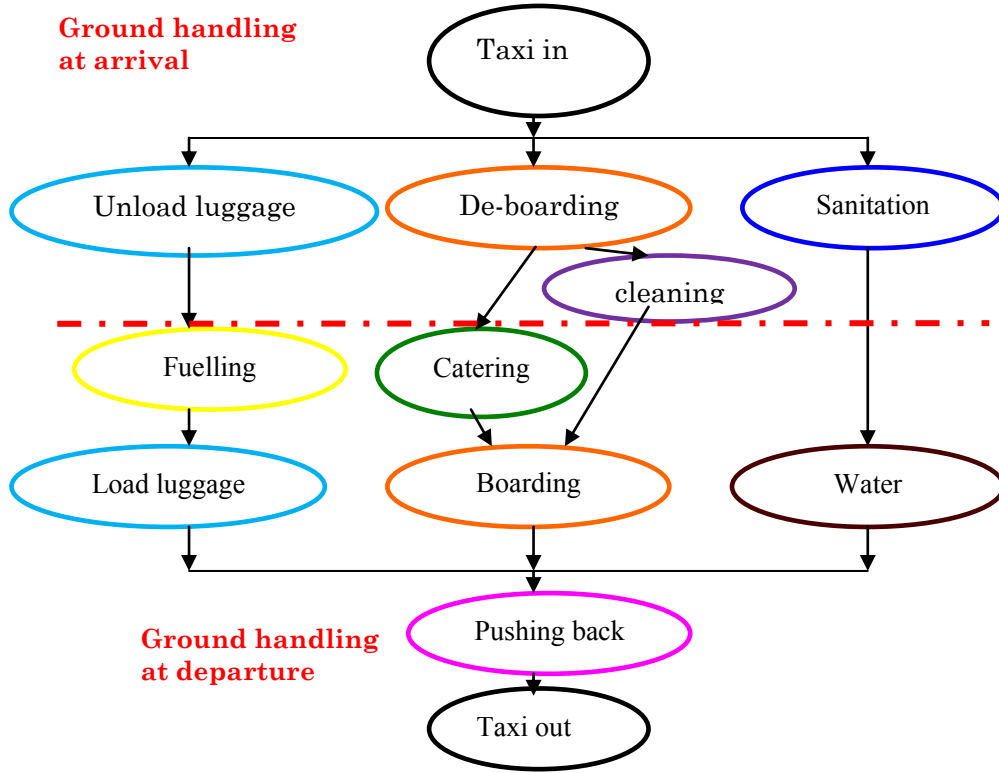


Figure 6.7 : Example of ground handling activities' sequencing

When considering connection constraints, let C_i be the set of departing flights connected to arriving flight i . The time margin between flight i and each flight j in C_i is given by:

$$\tilde{m}_{ij}^a = \tilde{t}_j^d - \hat{t}_i^a - \max\{\tilde{d}_{db}^i + \tilde{T}_{ij}, \tilde{d}_{ul}^i + \tilde{\theta}_{ij}\} \quad j \in C_i \quad (6.14)$$

Here \tilde{T}_{ij} and $\tilde{\theta}_{ij}$ are respectively the connecting delay for passengers and luggage between flights i and j . The margin between arrival flight i and departure flight j serviced in immediate succession by the same aircraft is:

$$\tilde{m}_{ij}^a = \tilde{t}_j^d - \hat{t}_i^a - \tilde{D}_{ij} \text{ with } j = \sigma(i) \quad (6.15)$$

where \tilde{D}_{ij} is the minimum fuzzy dual duration of ground handling around arrival of flight i and departure of flight j . Here $\sigma(i)$ provides the number of the next flight serviced by the aircraft operating flight i . Then:

$$\tilde{D}_{ij} = \max \left\{ \begin{array}{l} \tilde{d}_{ul} + \tilde{d}_{fu} + \tilde{d}_{ll} \\ \tilde{d}_{db} + \tilde{d}_{ca} + \tilde{d}_{bd} \\ \tilde{d}_{db} + \tilde{d}_{cl} + \tilde{d}_{bd} \\ \tilde{d}_{sa} + \tilde{d}_{wa} \end{array} \right\} + \tilde{d}_{pb} \quad (6.16)$$

Then, the fuzzy margin of arriving aircraft i is given by:

$$\tilde{m}_i^a = \min_{j \in C_i \cup \sigma(i)} \tilde{m}_{ij}^a \quad (6.17)$$

The amended arrival time for flight i is then given by:

$$\tilde{t}_i^a = \hat{t}_i^a + \tilde{m}_i^a \quad (6.18)$$

To each departing flight $i \in I_D$, can be assigned the difference $\Delta t_i^d = \hat{t}_i^d - \bar{t}_i^d$ between the predicted departure time \hat{t}_i^d and the scheduled departure time \bar{t}_i^d . Here also, \hat{t}_i^d and \bar{t}_i^d can be either real numbers or fuzzy dual numbers. Symmetrically, each departing flight must cope with operational constraints related with successive flights by the same aircraft and flight connections for passengers and cargo.

In the case in which the ground handling tasks are relative to a departing flight j , the amended predicted time to start ground handling activities at the corresponding parking position is now given by:

$$\tilde{t}_j^d = \bar{t}_j^d - \min_{i \mid j \in C_i \text{ and } i = \sigma^{-1}(j)} \tilde{m}_{ij}^a \quad (6.19)$$

$$\text{With} \quad \tilde{m}_{i\sigma(i)}^a = \max \left\{ \begin{array}{c} \tilde{d}_{fu} + \tilde{d}_{ll} \\ \tilde{d}_{ca} + \tilde{d}_{bd} \\ \tilde{d}_{wa} \end{array} \right\} + \tilde{d}_{pb} \quad (6.20)$$

Then, to each flight i , either arriving or departing, is assigned a time parameter τ_i such as:

$$\tau_i^a = \|\tilde{t}_i^a\| \text{ for arriving flights} \quad (6.21.a)$$

$$\tau_i^d = \|\tilde{t}_i^d\| \text{ for departing flights} \quad (6.21.b)$$

where $\|\cdot\|$ is the fuzzy dual pseudo norm defined in the appendix. Then the flights, either arriving or departing, present in the considered period of operation can be ranked according to increasing indexes τ_i^a and τ_i^d . Let the integer $r_a(i)$ and $r_d(i)$ be the amended rank of arriving or departing flight i .

6.6. Ground Handling Fleets assignment to flights

Then arriving and departure flights are processed in the corresponding produced orders $r_a(i)$ and $r_d(i)$, where ground handling units are assigned to the corresponding aircraft. In the case of an arriving flight, ground handling arrival tasks (unloading luggage, de-boarding, cleaning and sanitation) are coped with by assigning the corresponding ground handling units in accordance to their previous assigned tasks with other aircraft, their current availability, and their current distance to the considered aircraft. Here the common reference time schedule for the ground handling arrival tasks is $\hat{t}_i^a, i \in I_A$.

In the case of a departing flight, ground handling departure tasks (fuelling, catering, luggage loading, boarding, water and push back) are also coped with by assigning the corresponding ground handling units in accordance to their previous assigned tasks with other aircraft, their current availability, and their current distance to the considered aircraft. Here the common reference time schedule for the ground handling departure tasks is $B^{low}(\tilde{t}_i^d), i \in I_D$.

In both cases it is considered that the whole set of different ground handling units necessary at arrival or departure is assigned by considering the common reference time schedule. This assignment of ground handling units to flights either arriving or departing is performed on a greedy base by considering the closest vehicle available to perform the required task. This will make that at the start of ground handling activities for an arrival or departure flight, all necessary resources will be nearby the parking place and that scheduling constraints between elementary ground handling tasks will be coped with locally without need of communication between the different ground handling managers. This is a rather simple greedy heuristic which provides for each fleet facing the current service demand a complete solution through a reduced computational effort. So there is no limitation in calling back this solution process any time a significant perturbation occurs.

6.7 Illustration of the proposed approach

To evaluate the proposed approach, the data used on the study case of the Chapter 5 has been modified to create artificially a disruption situation. Here it has been considered that for any external reason, for exemple some severe weather conditions, a part of earlier scheduled arriving flights in the morning have been delayed and the airport operates under a concentrated arriving traffic at capacity between 11a.m. and 1 p.m.. Then, the effective arrivals and scheduled departures are those of Table 6.1.

It is considered that during and after this period the airside capacity of the airport is insufficient, including taxiing capacity with the appearance of queues of taxiing aircraft, parking positions with apron congestion and saturated ground handling capacity. In that conditions, transfer times for aircraft and ground handling units activities durations are subject to large uncertainties. Here it has been considered two scenarios for the uncertainty: in the first one additional delays are between 0% and 40% of the original duration between 11a.m. and 2 p.m. with return to nominal situation afterwards, in the second scenario additional delays are between 0% and 40% of the original duration between 11a.m. and noon, between 20% and 60% of the original duration between noon and 1:30 p.m., between 0% and 40% of the original duration between 1:30 p.m. and 2:30 p.m. with return to nominal situation afterwards.

	10h→11h	11h→12h	12h→13h	13h→14h	14h→15h	15h→16h
Arrival traffic	20 +30	34 +15	25	7	15	15
Scheduled departures	17	19	28+15	17+20	17+10	17

Table6. 1 : Effective arrivals and scheduled departures

In the case of this airport, there are no connections between the flights since in general this airport is a final destination for most of the passengers, so the arrival and the departure priority lists coincide. The priority list is calculated here by taking into account the predicted departure date of the flight j , which is the flight serviced by the same aircraft than for flight i . Here \tilde{D}_{ij} is the minimum fuzzy dual duration of ground handling around arrival of flight

i and departure of flight j and the real arrival date of the flight i respecting the considering degree of uncertainty. This duration $\tilde{\Delta}_{ij}$, which is a fuzzy dual number, can be expressed by:

$$\tilde{\Delta}_{ij} = (\tilde{D}_{ij} + \hat{t}_i^a - \bar{t}_j^d) \quad (6.22)$$

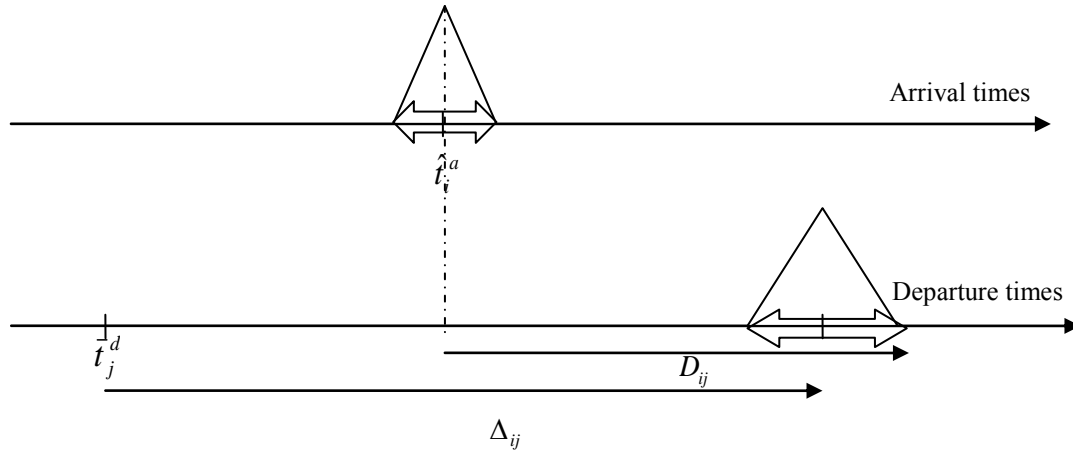


Figure 6.8 : Illustration of the duration $\tilde{\Delta}_{ij}$

This application provided a feasible assignment for each ground handling manager in at most 0.4 seconds each updating of the priority lists.

The numerical results show that the delayed aircraft get in general the highest priority on the list. During the period of time between 11a.m and 2:30 p.m. ground handling achieves to serve 200 flights (arrival and departure of aircraft). The main numerical results are displayed in table 6. 1.

	Scenario 1	Scenario 2
Mean delay for GH processing at arrival	7.36 min	8.86 min
Maximum delay for GH processing at arrival	27 min	30 min
Mean delay for GH processing at departure	45.1 min	59.4 min
Maximum delay for GH processing at departure	195 min	197 min

Table6. 2:Statistical results for disruption scenarios

Figure 6.9and 6.10 displays the hourly distribution of delayed aircraft at departure resulting from the application of the proposed approach for the two scenarios. It appears that the impact

of arriving traffic delays has resulted in an airport disruption situation which has extended in the afternoon. In the first scenario it can be considered that the disruption situation ends around 5 p.m. and in the other case it ends around 9 p.m.. It appears then, that the more uncertainty about airside operations delays, the less the available ground handling capacity is able to cope with this disruption situation. Then insuring predictability of airside delays through fluidity of operations even in heavy activity levels situations emerge as an important objective.

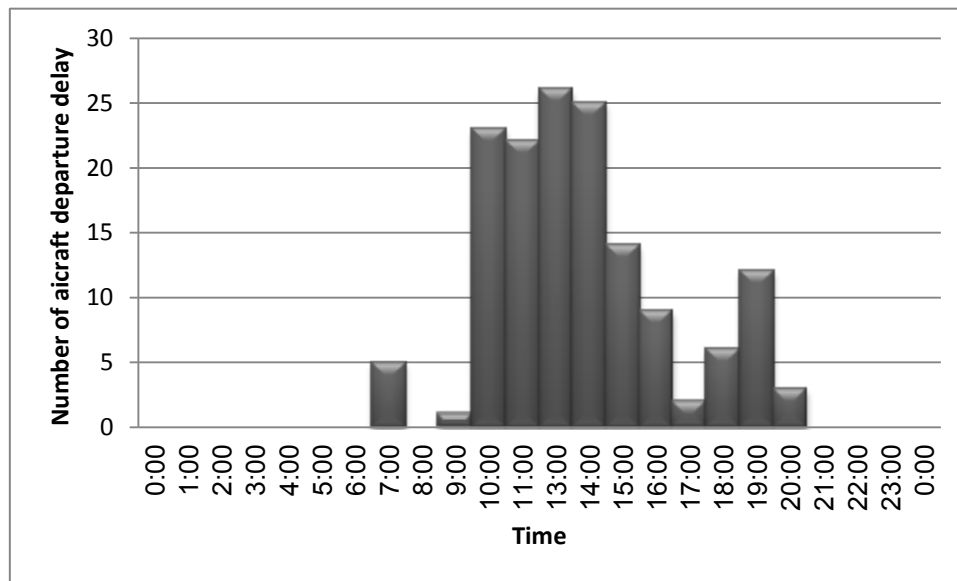


Figure 6.9 : The hourly distribution of delayed aircraft at departure (Scenario 1)

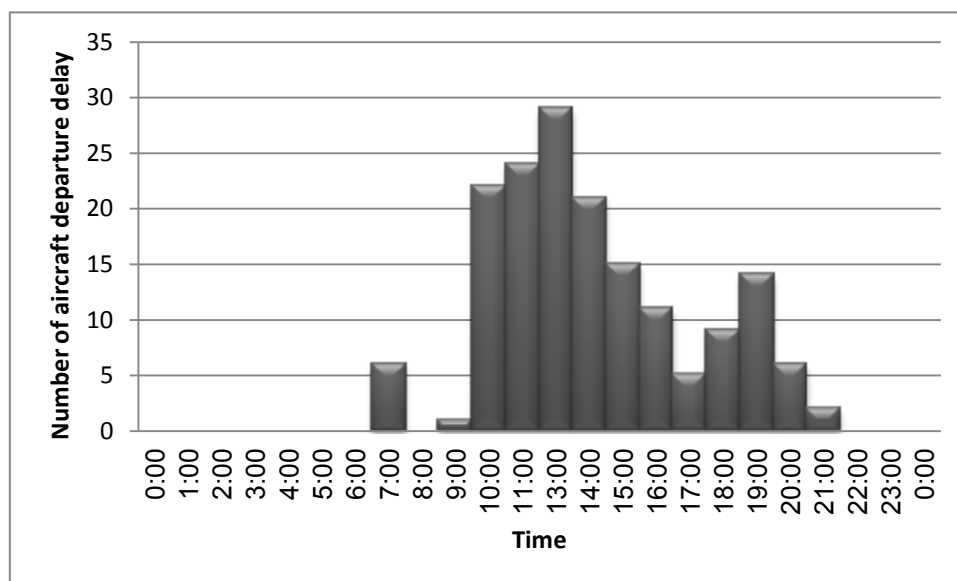


Figure 6.10 : The hourly distribution of delayed aircraft at departure (Scenario 2)

6.8 Conclusion

In this chapter, the proposed framework for ground handling management has been considered in the case of a huge traffic perturbation characterizing an airport disruption.

In a first step the concept of airport disruption has been analyzed as well as the main sources of airport disruption, and a definition has been proposed for it. Then the operations planning procedures performed within the proposed management structure of ground handling have been revised by adopting temporary new objectives and taking into account the uncertainty with respect to activity delays in this situation. During the disruption period, the ground handling coordinator takes over the direction of the ground handling management by imposing to the ground handling managers, priority lists of flights to be processed. The computation of these priority lists makes use of fuzzy dual calculus to take into account delays uncertainty. The feasibility of the proposed approach is displayed by considering the case of a disruption at Palma de Mallorca airport.

CONCLUSION AND PERSPECTIVES

The sustained global economic growth of the last decades has been made feasible by the development of improved means of communication and of transportation of people and goods. It has been particularly the case with air transportation where, during the last forty years, the number of passengers has been multiplied by seven. This increase of passenger volume has been possible by a corresponding increase of aircraft traffic which is a permanent challenge for civil aviation authorities and airports to supply sufficient capacity to provide a safe transportation service with acceptable quality standards. Then, in the last decade, new traffic management practices, such as A-CDM, based on multi-agent and collaborative decision making concepts have been introduced. Among the many activities which contribute to the safety and efficiency of air transportation, airport ground handling plays an important role even if it has not been too much mediatised relatively to pilots and ATC issues.

In this thesis airport ground handling has been first described and analyzed, demonstrating the diversity and the complexity of the ground handling activities performed on a grounded aircraft which are organized in a serial-parallel structure where any delay on a particular activity may have a strong impact on its overall performance. It has appeared that to avoid delays generated by ground handling activities, there is a need for a tight synchronization to process the stream of arriving/departing aircraft. Then this introduces the need for an efficient management structure to maintain this whole process in efficiency grounds and contribute positively to the airport performance. Considering the actual practice it has been found that the concerned stakeholders (airport authorities, airlines, specialized ground handling operators) are today involved in variable degrees in the management of ground handling at different large airports. Also, it has been observed that when considering direct and indirect costs related to ground handling at airports, direct cost resulting from the execution of ground handling tasks are relatively very small with respect to potential over costs resulting from even limited dysfunctions of ground handling operations. Then it has appeared crucial to promote the ability of the ground handling management to be able to prevent disruptions and to reduce the impact of traffic perturbations when they happen. This supposes the availability of the right decision processed within the right management organization. An overview of the main decision processes developed in the field of Operations Research, in general formulated as optimization problems, has been performed, showing the difficulty to adopt in that case exact solution approaches either

for the management of a particular ground handling activity or for an overall optimization of the ground handling resource assignment and scheduling. Next, different heuristics have been built to provide a solution to these nominal problems, however few works had been done in report some experiments where the heuristic applied to ground handling scheduling are assessed in perturbed environments. Either using exact or approximate methods, it appeared that the many of these studies miss to consider the cost dimension where the direct cost resulting from ground handling activities is secondary with respect to the economic consequences of delays at servicing arriving and departing aircraft and the management dimension where an organization able to cope with routine situations as well as perturbed conditions or even disrupted situations, must be designed. Then, it has been shown that adopting a hierarchical approach, it is possible to organize ground handling management in accordance with the A-CDM approach where a ground handling coordinator operates as an active interface between the air transport operators and the specialized ground handling managers in charge of the ground handling units. The information flows associated with the different levels of management and operations have been described using the Petri net formalism. Then, the different assignment problems solved by the ground handling coordinator and ground handling managers have been considered. Considering the complexity of the respective problems, greedy heuristics have been chosen to illustrate the proposed approach. The whole process has been illustrated first by considering a case study with real traffic presenting rather limited perturbations. Then in a second step, the proposed framework for ground handling management has been considered in the case of a huge traffic perturbation characterizing an airport disruption.

The main objective of this PhD thesis has been to contribute to the design of a general efficient management organization for ground handling at airports. Many perspectives of research and development aimed at improving the airport performance when considering the ground handling sector, arise in different fields to complete the present study:

The collaborative decision making process used by the A-CDM partners should integrate the proposed organization of the ground handling management function with the ground handling coordinator as interface.

The capability of the ground handling coordinator to perform his tasks should be based on improved decision processes covering issues such as:

- Evaluation of the impact of operational perturbations and the effectiveness of ground handling to cope with them,
- Processing of information with a variable degree of uncertainty,
- Monitoring and diagnostic of the overall ground handling process by detecting abnormal operational situations up to disruption,
- Adapting operational objectives according to situation diagnostic and priority ranking of flight to be processed by ground handling,
- Dynamic sizing of reserve ground handling resources,
- Generation of overall back-up solutions for ground handling resource assignment,
- Prediction of milestones to be communicated to the other A-CDM partners.

The capability of each ground handling manager to assign efficiently, according to the directives of the ground handling coordinator, either at the pairing level or the roster level, his assignment of available resources to the different ground handling tasks should be based on improved decision processes.

The present study has made some general assumptions about the airport and the traffic considered, while each airport has its own characteristics. Thus any general framework to manage the whole or a part of ground handling management e, should be particularized at the development level.

BIBLIOGRAPHY

- [Airbus, 2005]: Airbus, AXXX airplane characteristics for airport planning, the Airbus Company, 2005
- [Ashford and al. 2013]: N.J. Ashford, H.P. Martin Staton, C.A. Moore, P. Coutu, J.R. Beasley, Airport Operations, Third edition, McGraw Hill, pp:153-180, 2013.
- [Billionnet, 2007]: A. Billionnet, Optimisation discrète: de la modélisation à la résolution par des logiciels de programmation mathématique, pp: 189-246, Dunod, Paris, 2007
- [Boeing, 2009]: Boeing, BXXX airplane characteristics for airport planning, the Boeing Company, 2009
- [Bratu and al, 2006]: S. Bratu and S. Barnha, Flight operations recovery: New approaches considering passenger recovery, 2006, Journal of Scheduling, Vol.9, No. 3, pp.279-298
- [Brucker, 1999] : P. Brucker, A. Drexl, R. Mohring, K. Neumann, Resource-constrained project scheduling: Notation, classification, models, and methods, European Journal of Operational Research 112, pp: 3-41, 1999.
- [Business continuity management, 2006]: Clause 2.13 BS 25999-1 Business continuity management, British Standards Institute
- [Clausen and al, 2005]: J. Clausen, A. Larsen, J. Larsen, Disruption management in the airline industry – Concepts, models and methods, Technical report, 2005, Informatics and Mathematical Modelling, Technical University of Denmark, DTU.
- [Clausen, 2011]: T. Clausen, Airport Ground Staff Scheduling, Ph.D Thesis, DTU Management Engineering, Technical University of Denmark, March 2011 .
- [Cosenza and al, 2011]: C.A.N. Cosenza, F. Mora-Camino, Nombres et ensembles duaux flous et applications, Technical Repport, LMF Laboritory, COPPE/UFRJ, Rio de Janeiro , August 2011.
- [Cosenza and al, 2012]: C.A.N. Cosenza, O. Lenguerke, F. Mora-Camino, Fuzzy sets and dual numbers: an integrated approach, Proceedings of 9th International Conference on Fuzzy Sets and Knowledge Discovery, Chonqing, pp: 81-86, 2012.
- [Desaulniers and al, 2005]: G. Desaulniers, J. Desrosiers and M. Solomon, Column Generation Springer-Verlag, New York in 19th of Mai 2005 p385
- [Dohn and al, 2008]: A. Dohn, E. Kolind, Optimizing manpower allocation for ground handling tasks in airports using column generation, Proceedings 43rd Annual Conference of the Operation Research Society of New Zealand, pp: 2-11, 2008.

- [Dorigo and al, 1997]: M. Dorigo, L. M. Gambardella, “Ant Colony System: A Cooperative Learning Approach to the Traveling Salesman Problem,” IEEE Trans. Evolutionary Computation, Vol.1, No.1, pp. 53-66, April, 1997.
- [Du and al, 2008]: Y. Du, Q. Zhang, Q. Chen, ACO-IH: An Improved Ant Colony Optimization Algorithm for Airport Ground Service Scheduling, IEEE International Conference on Industrial Technology, pp:1-6, 2008
- [Dyer and al, 2003]: M. Dyer, L. Stougie, Computational complexity of stochastic programming problems, SPOR-Report 2003-20, Dept. of Mathematics and Computer Science, Eindhoven Technical University, Eindhoven, 2003.
- [Eurocontrol, 2013]: www.euro-cdm.org
- [Feber, 1995] : J. Feber, Les systèmes multi-agents : Vers une intelligence collective, InterEditions, 1995.
- [Feo and al, 1995] Feo T A and M G C Resende, 1995 “Greedy Randomized Adaptive Search Procedures”, Journal of Global Optimization, 6, pp. 109-133
- [Fricke and al, 2009]: H. Fricke and M. Schultz. Delay impacts onto turnaround performance Optimal time buffering for minimizing delay propagation. Eighth USA/Europe Air Traffic Management Research and Development Seminar (ATM), 2009
- [G. Nagy and al, 2005] :G. Nagy and S. Saldi. Heuristic algorithms for single and multiple depot vehicle routing problems with pickups and deliveries. European Journal of Operational Research, 162:126–141, 2005.
- [Garcia and al, 2011]: P. Garcia Ansola, A. Garcia Higuera, J.M. Pastor, F.J. Otamendi, Agent-based decision-making process in airport ground handling management, Logist. Res. 3, pp: 133-143, 2011.
- [Ghiana and al, 2000]: G. Ghiana and G. Improta. An efficient transformation of the generalized vehicle routing problem. *European Journal of Operations Research*, 122:11–17, 2000.
- [Gwiggner, 2004]: C. Gwiggner, Implicit relation between time slots, capacity and real demand in ATFM, the 23rd Digital Avionics System Conference (Volume:1), pp: 3.C.3 – 3.1-6 Vol.1, 2004
- [Ho and al, 2009]: C. Ho, J.M.Y. Leung, Solving a manpower scheduling problem for airline catering using metaheuristics, European Journal of Operational Research 202 ,pp: 903–921, 2010.

[Janic, 1997]: M. Janic, The flow management problem in air traffic control: a model of assigning priorities for landings at a congested airport, *Transportation Planning and Technology* 20, pp: 131-162, 1997.

[Kohl and al, 2007]: N. Kohl, A. Laresen, J. Larsen, A. Ross, S. Tiourine, Airline disruption management- Perspectives, experiences and outlook, 2007, *Journal of Air Transport Management* 13, 149-162

[Kosinsky, 2006]: Kosinsky W., (2006), On Fuzzy Number Calculus, *International Journal of Applied Mathematics and Computer Science*, Vol.16, No. 1, 51-57.

[Kuhn and al 2009]:K. Kuhn and S. Loth, Airport Service Vehicle Scheduling, Eighth USA/ Europe Air Traffic Management Research and Development Seminar (ATM), 2009.

[Land and al, 1960] : A.H. Land and A.G. Doig (1960) “ An automatic method of solving discrete programming problems”. *Econometrica* 28 (3).pp.497-520

[Lettovsky, 1997]: L. Lettovsky, Airline operations recovery: An optimization approach, 1997, Ph.D dissertation, Georgia Institute of Technology, Atlanta, USA.

[Mao and al, 2008]: X.Mao, A.Mors, N.Roos, C.Witteveen, Agent- based scheduling for aircraft de-icing,

[Mao and al, 2009]: X. Mao, N. Roos, A. Salden, Stable Multi-project Scheduling of Airport Ground Handling Services by Heterogeneous Agents, 8th International Conference on Autonomous Agents and Multiagent System, 10-15 May, 2009, Budapest, Hungary.

[Nasseri, 2006]: Nasseri H, (2006), Fuzzy Number: Positive and Nonnegative, *International Mathematical Forum*, vol.3, 1777-1780.

[Norin and al , 2009]: A.Norin, T. Andersson Granberg, P. Vabrand, D. Yuan, Integrating optimization and simulation to gain more efficient airport logistics, Eighth USA/ Europe Air Traffic Management Research and Development Seminar (ATM), 2009.

[PDM, 2012]: "The Aena, Palma de Mallorca Airport", <http://www.aena-aeropuertos.es/csee/Satellite/Aeropuerto-Palma-Mallorca/en/Home.html>

[Pisinger and al, 2007]: D. Pisinger and S. Ropke. A general heuristic for vehicle routing problems. *Computers & Operations Research*, 34(8):2403–2435, 2007],

- [Ploog, b2005]: D. Ploog, Disruption Management in Operation Control, m2p Consulting, Presentation, Mainz 2005
- [Prins, 2002]: C. Prins, Efficient heuristics for the heterogeneous fleet multitrip vrp with application to a large-scale real case. *Journal of Mathematical Modelling and Algorithms*, 1:135–150, 2002.]
- [Ravi and al, 2004]: R. Ravi, A. Sinha, Hedging uncertainty: approximation algorithms for stochastic optimization problems, In Proceedings of 10th IPCO, pages 101-115, 2004.
- [Richetta and al 1993]: O. Richetta, A.R. Odoni, Solving optimally the static ground holding policy problem in air traffic control, *Transportation Science* 27, pp: 228-238, 1993.
- [Ronchetto, 2006]: C. Ronchetto , The costs of delays and cancellations –Analysis and means for cost reductions, m2p Consulting, Presentation, AGIFORS Dubai 2006.
- [Ropke and al, 2006]:S. Ropke and D. Pisinger. A unified heuristic for a large class of vehicle routing problems with backhauls. *European Journal of Operational Research*, 171:750–775, 2006.
- [Tanger and al, 2013]: R. Tanger and E. Clayton, Booz & company’s London and Kuala Lumpur offices. Managing Airport Disruption: Achieving Resilience through Collaboration (2013).
- [Toth and al, 2002] P. Toth and D. Vigo. An overview of vehicle routing problems. In P. Toth and D. Vigo, editors, *The Vehicle Routing Problem*, volume 9 of SIAM Monographs on Discrete Mathematics and Applications, chapter 1, pages 1–26. SIAM, Philadelphia, 2002.
- [Vidosavljević and al, 2010]: [A. Vidosavljevic, V. Tomic, Modeling of turnaround process using Petri Nets, Division of Airports and Air Traffic Safety \(APATC\), University of Belgrade, Faculty of Transport and Traffic Engineering \(FTTE\), http://www.sf.bg.ac.rs/downloads/katedre/apatc/272-Vidosavljevic.pdf \(01/01/2013\)](http://www.sf.bg.ac.rs/downloads/katedre/apatc/272-Vidosavljevic.pdf)
- [Wu and al 2000]: C.Wu, R.E. Caves, Aircraft operational costs and turnaround efficiency at airports, *Journal of Air Transport Management* 6, pp: 201-208, 2000.
- [Zhiwei and al, 2010]: X. Zhiwei, L. Yi, Research of algorithms for aircraft ground de-icing operation scheduling model, Proceeding of the 8th word congress on Intelligent Control and automation, July 6-9 2010, Jinan, China.
- [Zurich Airport]: www.zurich-airport.com/destopdefault.aspx/tabid-522/ (01/02/2013)

ANNEX I

TYPICAL TIMES FOR GROUND HANDLING ACTIVITIES AT RAMP

(Airplane characteristics for airport planning: Airbus Company 2005, BoeingCompany 2009)

This annex provides the typical times for ramp activities during aircraft turn—round for different transportation aircraft. Actual times may vary due to specific practices and operating conditions.

I. A320-100 A320-200

1. Full Servicing Turnaround Charts

Assumptions for 48 minutes turnaround chart for full Servicing.

This turnaround time is an assumption regarding a given example.

a. Passenger handling: Number of passenger: 150 pax , Number of used bridge: 1 bridge

(1) De-boarding: 1L: 150, 2L:0, - De-boarding rate: 22 pax / min per door.

(2) Boarding: 1L: 150, 2L:0, - Boarding rate: 18 pax / min per door.

b. Catering:

R1 - R 2 / sequential, Galley M1: 4 FSTE, Galley M2: 7 FSTE

c. Cleaning: Time available

d. Refuel: 5.6 tons, 7134 (l), 2 hoses (1 side)

e. Water servicing: 100%

f. Toilet servicing: 100%

g. Other ground handling operations:

Security/Safety checks: Yes (4 min each)

Cabin crew change: Yes (4 min)

Cargo: 2 Cargo loaders, 1 Belt loader, 1 operator / BL, No sliding carpet, FWD compartment:

3 LD3, AFT compartment: 4 LD3, Bulk in bulk CC:1000 kg




Figure I. 1: Full Servicing Turnaround Charts for an A320-100/ A320-200

1. Minimum Servicing Turnaround Chart

Assumptions for 23 minutes turnaround chart for a minimum servicing.

This turnaround time is an assumption regarding a given example.

- a. Passenger handling: 180 pax / 2 stairways
 - (1) De-boarding: 1L:90, 2L:90, De-boarding rate: 20 pax / min per door.
 - (2) Boarding: 1L:90, 2L:90, - Boarding rate: 15 pax / min per door.
- b. Catering: No
- c. Cleaning: No
- d. Refuel: 5.6 tons, 7134 (l), 2 hoses (1 side)
- e. Water servicing: 0%:
- f. Toilet servicing: 0%

g. Other ground handling operations:

Security/Safety checks: Yes (4 min each)

Cabin crew change: No

Cargo: 2 Cargo loaders, 1 Belt loader, 1 operator / BL, No sliding carpet, FWD compartment bulk: 3 LD3, AFT compartment bulk: 4 LD3, Bulk in bulk CC: 100, 1001

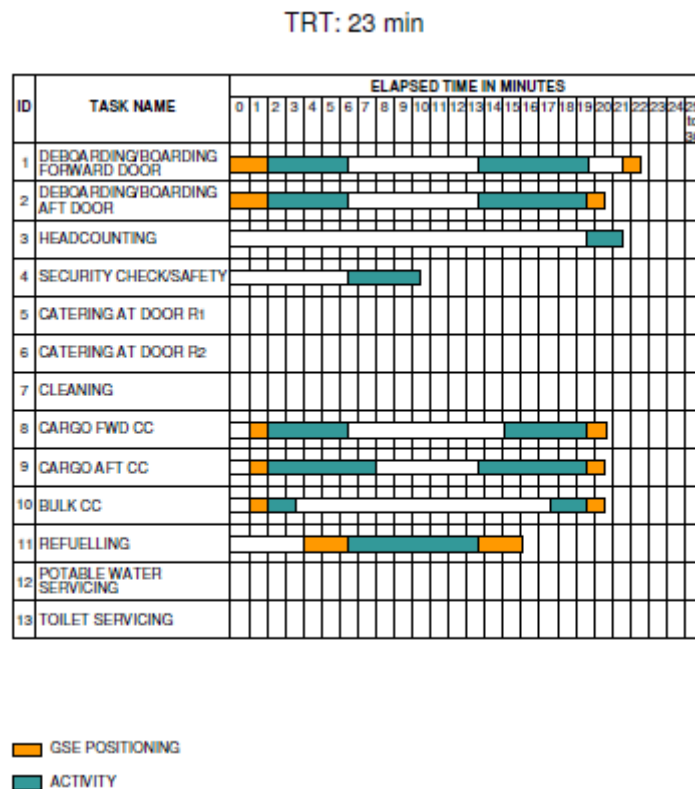


Figure I. 2: Minimum Servicing Turnaround Charts for an A320-100/ A320-200

II. A340-200

1. Full Servicing Turn Round Charts

Assumptions for full servicing turn round chart.

- a. Passenger Boarding/De-boarding : De-boarding : 231 passengers (10 first + 42 business + 179 tourists), For full servicing, all passengers de-board and board, Doors used: L1 + L2.

(1) De-boarding: 104 pax at L1 (10 first + 42 business + 52 tourists) and 127 pax at L2, De-boarding rate = 25 pax/min, Priority de-boarding for premium passengers

(2)Boarding: 52 pax at L1 and 179 pax at L2, Boarding rate = 15 pax/min, Last Pax Seating Allowance (LPS) + head counting = + 4 min

- b. Fuelling: Block fuel for Nominal Range through 4 nozzles, 127 000 l (33 550 US gal) at 50 psi, Dispenser positioning or removal = 3 min (fuel truck change) / if any = 5 min.
- c. Cleaning: - Cleaning is performed in available time
- d. Catering: -3 catering vehicles, - 36 Full size trolley: 7 FST at R1, 9 FST at R2 and 20 FST at R4, FST exchange time = 1.5 min/FST
- e. Potable water servicing: Replenish 700 l (185 US gal); flow rate: 60 l/min (15.85 USgal/min)
- f. Waste water servicing (draining + rinsing): Discharge 700 l (185 US gal)
- g. Other ground handling operations:

Cargo: 6 LD3 + 2 pallets for AFT CC, 8 LD3 + 2 pallets for FWD CC, 1 000 kg (2 205 lb) in Bulk CC,

LD-3 off-loading/loading times: off-loading = 1.2 min/LD-3, loading = 1.4 min/LD-3.

Pallet loading times: off-loading = 2.4 min/pallet, loading = 2.8 min/pallet

-Bulk off-loading/loading times: off-loading = 9.2 min/t, loading = 10.5 min/t

Start of operations : (1) Bridges = $t_0 = 0$, (2) Others = $t_0 + 1$ min

Vehicle positioning/removal = 2 min (fuel truck excluded)

Ground Power Unit (GPU) = up to 2×90 kVA, - Air conditioning = two carts, Dollies per tractor = 4

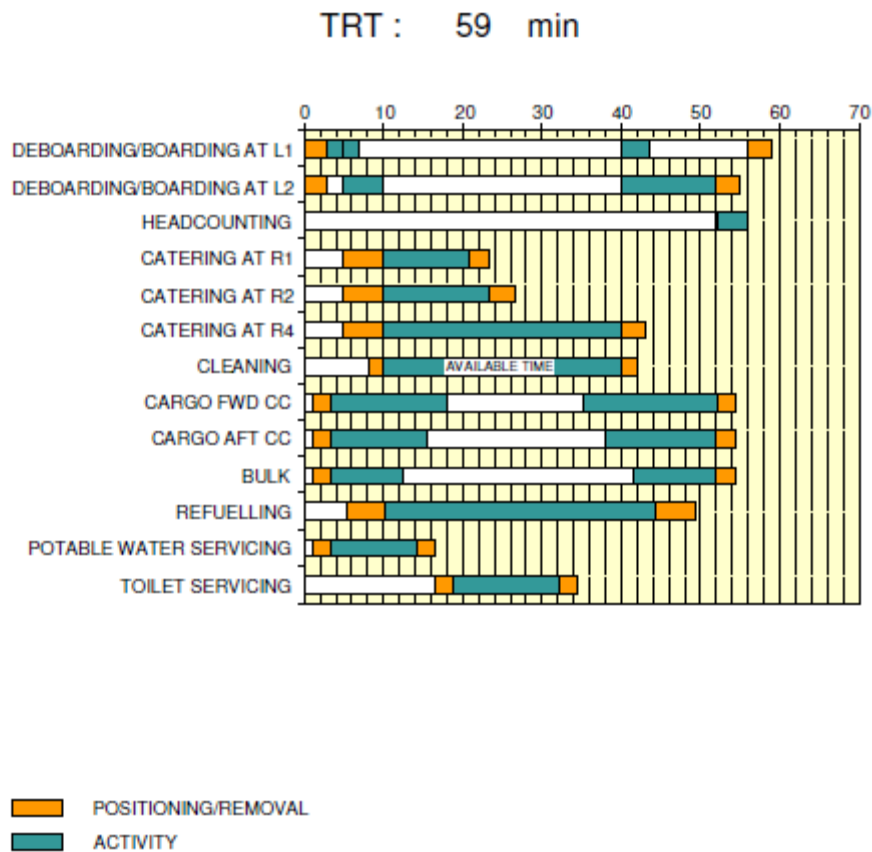


Figure I. 3: Full Servicing Turnaround Charts for an A340-200

2. Minimum Servicing Turnaround Chart

Assumptions for 39 minutes of transit turnaround chart.

a. Passenger Boarding/De-boarding :

De-boarding : 231 passengers (10 first + 42 business + 179 tourists), 50% pax in transit, all passengers de-board and board, Doors used: L1 + L2

(1) De-boarding: 104 pax at L1 (10 first + 42 business and 52 tourists) and 127 pax at L2, De-boarding rate = 25 pax/min, Priority de-boarding for premium passengers

(2) Boarding: 52 pax at L1 and 179 pax at L2, Boarding rate = 15 pax/min, Last Pax Seating Allowance (LPS) + headcounting = + 4 min

b. Fuelling: Refueling through 2 nozzles, For transit, fuel uplift is 30% of maximum fuel uplift. (Max = 155 040 l (40 957 US gal)), Note: local rules and regulations to be respected, Passengers boarding can start before refuel is finished, Dispenser positioning or removal = 3 min (fuel truck change) / if any = 5 min

- c. Cleaning: Cleaning is performed in available time
- d. Catering: Time needed just for additional meals, Assumptions: 10 min
- e. Potable water servicing: No
- f. Waste water servicing: No
- g. Other ground handling operations:

Cargo:

For transit, 50% of luggage are exchanged in one cargo compartment only, 1 container loader for AFT CC, 4 LD3 for AFT CC.

LD-3 off-loading/loading times: off-loading = 1.2 min/LD-3, loading = 1.4 min/LD-3

Start of operations: Bridges = $t_0 = 0$, Others = $t_0 + 1$ min, Vehicle positioning/removal = 2 min (fuel truck excluded),

Ground Power Unit (GPU) = up to 2×90 kVA, Air conditioning = two carts, Dollies per tractor = 4

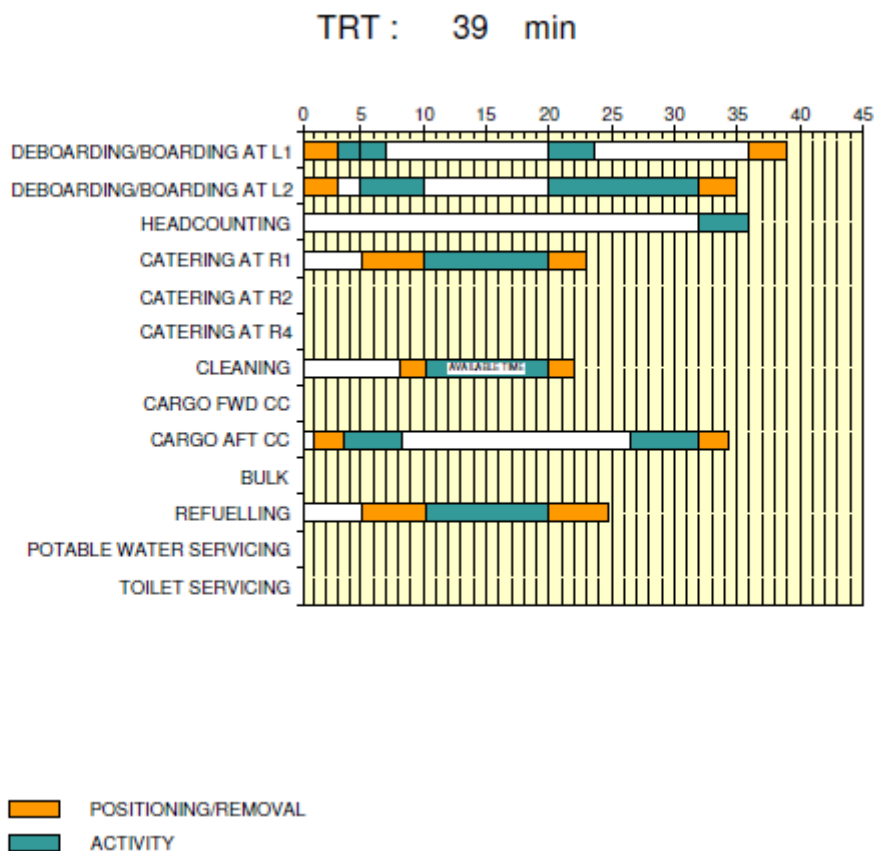


Figure I. 4: Minimum Servicing Turnaround Charts for an A340-200

III. A380-800 Models

a. Passenger Boarding/De-boarding :

→ 100% (555 pax) passenger exchange:

- Doors (type A - 42" wide) used: M1L and M2L (main deck) and U1R (upper deck).

- PB/D rate: boarding = 15 pax/min / de-boarding = 25 pax/min

- Last Pax Seating Allowance (LPS) = + 4 min

- 60" stair flow rate: up-flow = 14 pax/min / down-flow = 18 pax/min

b. Fuelling: Block fuel for Nominal Range through 4 nozzles: 261 200 liters (67 364 US gallons) at 40 psi (48 min), Dispenser positioning or removal = 3 min (fuel truck change) / if any = 5 min

c. Cleaning: Full cleaning

d. Catering: Crew adapted to match catering time, Full catering: Average truck capacity = 30 Full Size Trolley Equivalent (FSTE), Simultaneous catering and PB/D = not represented, Inbound/outbound FSTE = mixed in the same truck, FSTE exchange time: Dedicated door-galley = 1.5 min/FSTE, cart circulation (1 Seat zone) = + 0.5 min/FSTE, cart circulation (>1 Seat zone) = + 1.0 min/FSTE, Via lift: Dedicated door to single lift = 2.0 min/FSTE

e. Potable water (standard/option) : 1 700/2 500 liters (495/660 US gal) at 60 l/min (23 US gal/min).

f. Waste water: Discharge and rinsing

g. Other ground handling operations:

Cargo:

Full LD-3 exchange (22 + 16) LD-3 and bulk exchange of 2 000 kg (4 409 lb) : LD-3 off-loading/loading times: off-loading = 1.4 min/LD-3 / loading = 1.7 min/LD-3, Pallet loading times: off-loading = 2.5 min/pallet / loading = 2.9 min/pallet, Bulk off-loading/loading times : off-loading = 9.2 min/t / loading = 10.5 min/t

Start of operations: Bridges = $t_0 = 0$, Others = $t_0 + 1$ min

Vehicle positioning/removal = 2 min (fuel truck excluded), Upper deck vehicle positioning/removal = 3 min

Clearance between GSE = 0.5 m (20 in)

Ground Power Unit (GPU) = up to 4×90 kVA, Air conditioning = two carts, Dollies per tractor = 4 to 6

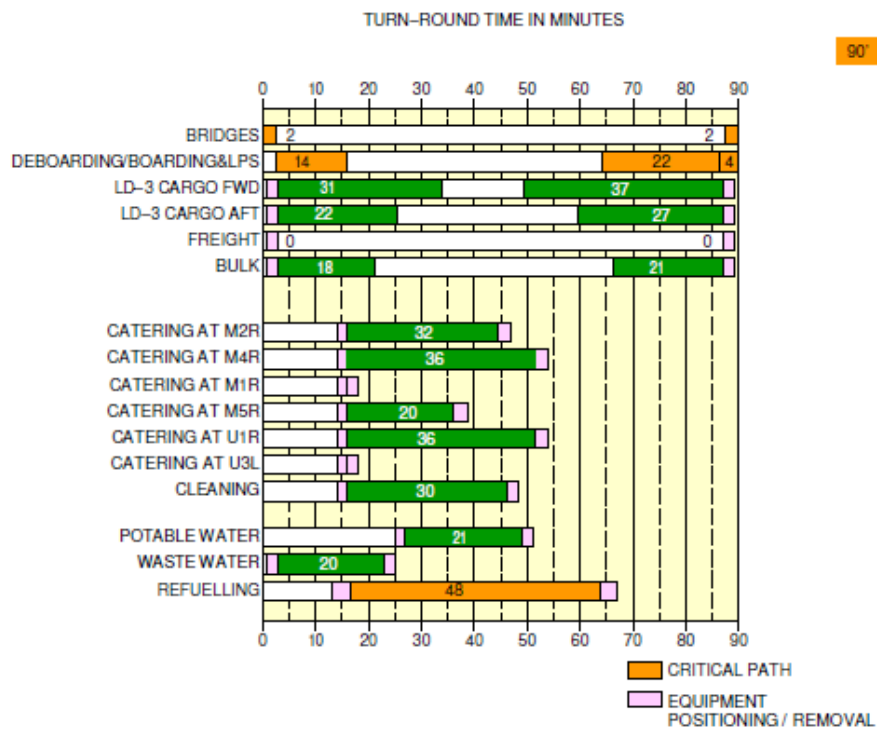


Figure I. 5: Minimum Servicing Turnaround Charts for an A380-800




Figure I. 6: Full Servicing Turnaround Charts for an A380-800

IV. B777-200LR Models

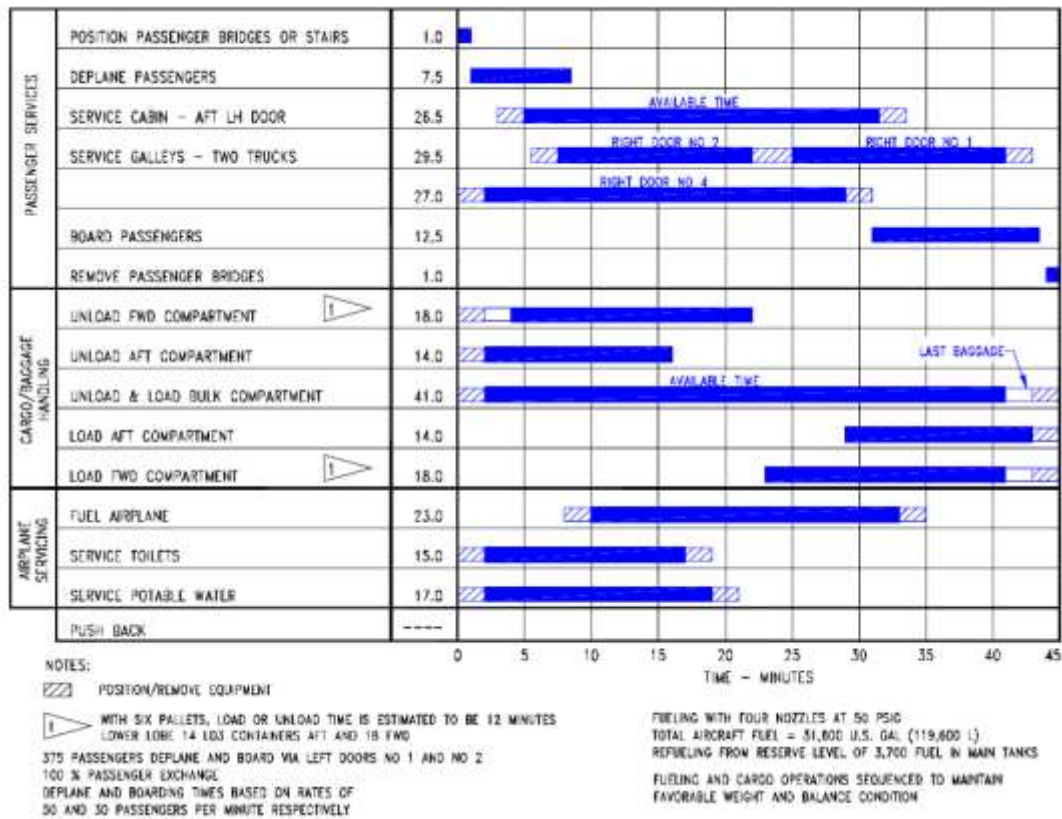


Figure I. 7: Full Servicing Turnaround Charts for a B777-200LR

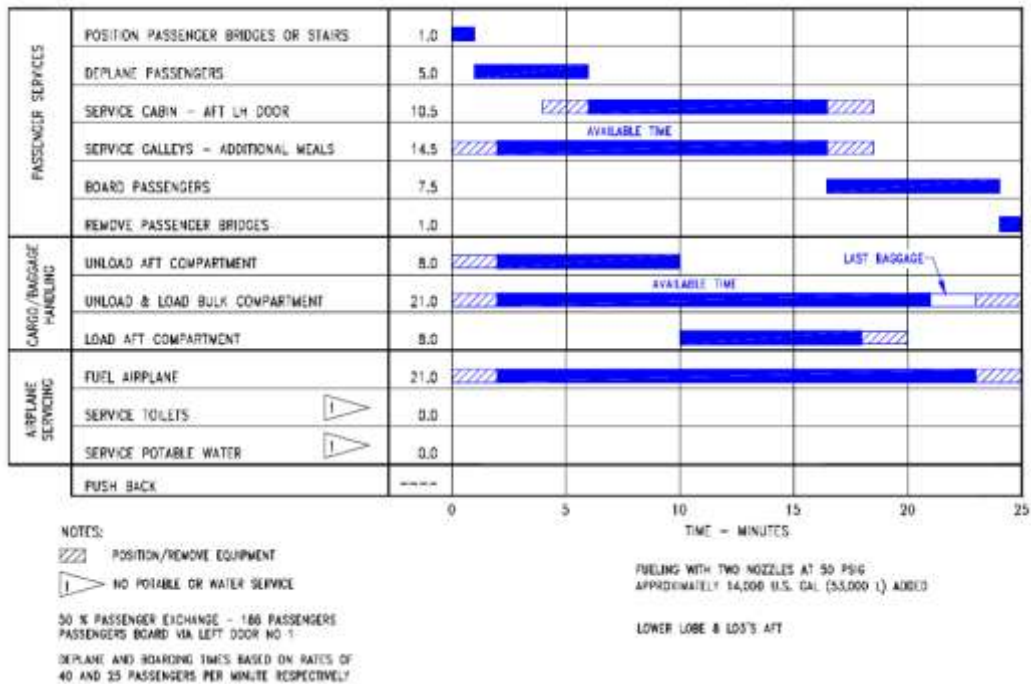


Figure I. 8: Minimum Servicing Turnaround Charts for a B777-200LR

V. B767-200 Models

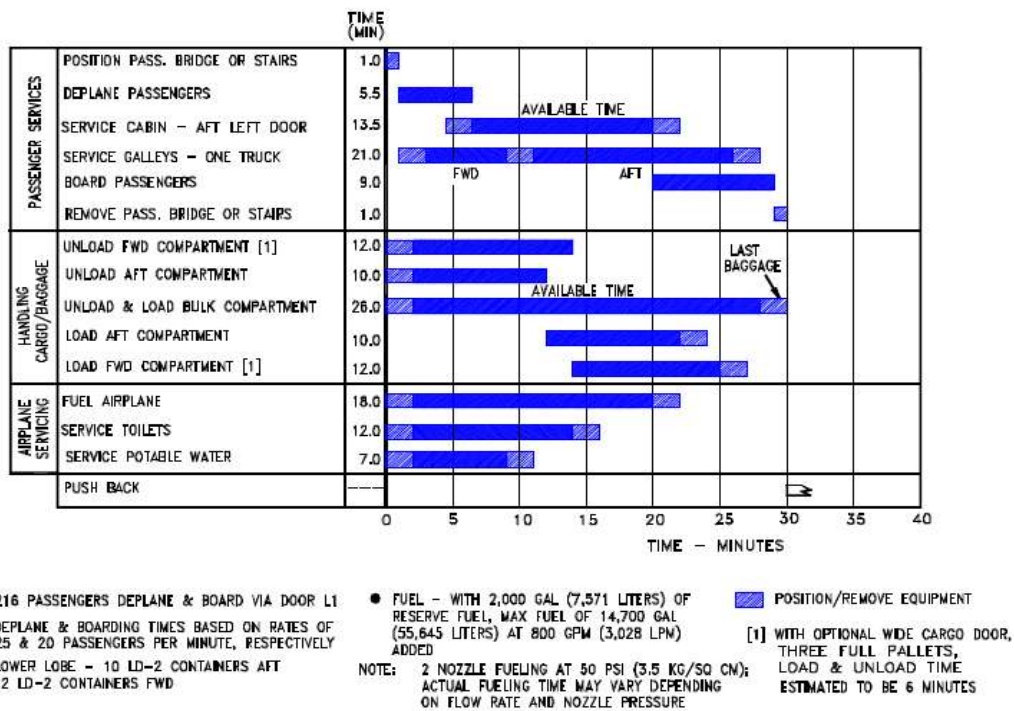


Figure I. 9: Full Servicing Turnaround Charts for a B767-200




Figure I. 10: Minimum Servicing Turnaround Charts for a B767-200

ANNEX II

GROUND HANDLING FEES IN TALLIN AIRPORT

(<http://gh.tallinnairport.ee/public/files/Pricelist%20effective%2001th%20of%20April%202008.pdf>)

Ground handling fees in Tallinn airport

Effective from 1st of October 2012

Service	Unit	EUR
Basic ground handling service	Up to 10 MTOW ton	10.00
	Over 10-20 MTOW ton	8.50
	Over 20-40 MTOW ton	6.50
	Over 40-70 MTOW ton	5.50
	Over 70-100 MTOW ton	4.00
	Over 100 MTOW ton	3.50
Weight & Balance calculation	Per turnaround	60.00
Passenger and baggage service	Each departing pax	3.30
	Each arriving pax	2.60
Man power	Hour/ Call	20.00
Meeting and positioning the aircraft	Each MTOW ton	0.60
Aircraft interior cleaning (up to 50 seats)	Call	30.00
Aircraft interior cleaning (up to 100 seats)	Call	35.00
Aircraft interior cleaning (up to 150 seats)	Call	45.00
Aircraft interior cleaning (up to 200 seats)	Call	55.00
Aircraft interior cleaning (up to 300 seats)	Call	80.00
Aircraft interior cleaning (up to 360 seats)	Call	100.00
Aircraft interior cleaning (up to 440 seats)	Call	110.00
Aircraft interior cleaning (up to 500 seats)	Call	120.00
Aircraft interior night-stop cleaning (up to 50 seats)	Call	50.00
Aircraft interior night-stop cleaning (up to 100 seats)	Call	56.00
Aircraft interior night-stop cleaning (up to 150 seats)	Call	65.00
Aircraft interior night-stop cleaning (up to 200 seats)	Call	75.00
Aircraft interior night-stop cleaning (up to 300 seats)	Call	100.00
Aircraft interior night-stop cleaning (up to 360 seats)	Call	120.00
Aircraft interior night-stop cleaning (up to 440 seats)	Call	130.00
Aircraft interior night-stop cleaning (up to 500 seats)	Call	140.00
Litter dispose	Each MTOW ton	0.40
Power supply (220V)	Hour / Call	5.00
Ground Power Unit	Hour / Call	55.00
Mobile Ground Power Unit 28V/115V	Hour / Call	65.00

Push –back	Call	85.00
Passenger stairs/Airbridge	Hour / Call	55.00
Toilet service (empty and fill)	Call	40.00
Toilet service (empty)	Call	30.00
Toilet service (fill)	Call	30.00
Toilet service each tank	Per tank	20.00
Water supply	Call	60.00
Draining water tanks	Call	30.00
Heater	Hour / Call	40.00
ASU	Hour / Call	200.00
Additional platform for CRJ	Call	40.00
Highloader-transporter (mix lifting weight 3.5t/height 3.6m)	Hour / Call	85.00
Cargo Highloader (mix lifting weight 14t/height 5.6m)	Hour / Call	250.00
Escort on the ramp	Hour / Call	35.00
Crew transport on the ramp	Hour / Call	25.00
Crew city transport (up to 18 seats)	Hour / Call	35.00
Crew city transport (over to 18 seats)	Hour / Call	60.00
Hotel booking	1 booking	15.00
Cargo landing	1kg	0.07
Porter service in passenger terminal	1-6 pax	20.00
	Each additional pax	2.50
	Group over 30 each pax	3.00
Equipment rent		
Towbar	Hour / Call	25.00
Forklift (max weight 7.5t)	Hour / Call	35.00
Forklift slave pallet	Hour / Call	20.00
LD1, LD2, LD3 container dolly	Hour / Call	15.00
96'×125' cargo pallet dolly	Hour / Call	15.00
Baggage tractor	Hour / Call	25.00
Baggage cart	Hour / Call	10.00
Belt-loader	Hour / Call	35.00
Hanger rent	To be agreed (depend on MTOW)	
De-/ Anti-Icig	Call / Group A-B Wing span up to 23m	250.00
	Call / Group C Wing span 24-35m	360.00
	Call / Group D Wing span 36-51m	385.00
	Call / Group E Wing span 52-65m	430.00
	Type 1 (mixture) liter	3.40
	Type 2 liter	4.40
Manual snow removal	Call	100.00
Airport and navigation fees		
Landing fee	Each MTOW ton	8.31

Passenger fee	Each departing pax	7.03
Parking fee: Free parking up to 6 hours – all cargo aircraft Free parking up to 3 hours – all other aircraft	Each MTOW ton per 24 hours for non- based aircraft	1.53

ANNEX III

THE VEHICLE ROUTING PROBLEM WITH TIME WINDOWS

(Lenstra & Kan, 1981)

1. Theoretical background

The Vehicle Routing Problem (VRP) is one of the most popular combinatorial optimization problems. It is aimed at determining an optimal set of routes for an available fleet of vehicles in order to service a set of customers, subject to different constraints. With many other related problems, it is NP-Hard (Lenstra & Kan, 1981) and beside exact methods, many heuristics approaches have been developed.. The Vehicle Routing Problem with Time Windows (VRPTW) and Vehicle Routing and Scheduling Problem (VRSP) are extensions of the VRP to turn it more realistic. In the case of the VRPTW each customer has a time window within which the vehicle has to begin the service and for the VRSP there are precedence constraints between the costumers.

2. Mathematical formulation:

The VRPTW can be formally stated as follows: given the graph $G = (V, A)$, where $V = \{0, \dots, n\}$ denotes the set of all vertices in the graph representing the cities with the depot located at the vertex 0, K is the set of available vehicles that can be used and A is the set of arcs. Each arc $(i, j) i \neq j$ is associated a non-negative distance matrix $C = (c_{ij})$ which can be interpreted as a travel cost or as a travel time. Given K the set of available vehicles to be routed and scheduled. A nonnegative demand d_i , a service time s_i and a time window $[e_i, l_i]$ in which the service should be start are associated to each costumer $i \in C$. e_i is the earliest service time and l_i is the latest service time allowed to serve the costumer i . Each arc has a cost C_{ij} and a travel time t_{ij} . At each costumer, the service start time must be within the time window. Each vehicle must leave and return to the depot after servicing all its customers. $x_{i,j}^k$ Equal 1 if vehicle k served the costumer j after serving the costumer i , and 0 otherwise. b_i^k is the start time at which the vehicle k begin to serve the costumer i . so the VRPTW consists to find a route with a least cost and respecting the following constraints:

1. Each costumer is served exactly once by exacting one vehicle respecting the time window.
2. All vehicle routes start and end at the depot.

$$\sum_{k \in K} \sum_{i \in N} x_{ij}^k = 1 \quad \forall j \in N \quad (1)$$

$$\sum_{j \in N} x_{0j}^k = 1 \quad \forall k \in K \quad (2)$$

$$\sum_{i \in N} x_{i0}^k = 1 \quad \forall k \in K \quad (3)$$

$$\sum_{i \in N} x_{ih}^k = \sum_{j \in N} x_{hj}^k \quad \forall h \in N \quad \forall k \in K \quad (4)$$

$$e_i \leq b_i \leq l_i \quad \forall i \in N \quad (5)$$

$$b_j \geq (b_i + s_i + t_{ij}) x_{ij}^k \quad \forall i \in N, \forall j \in N, \forall k \in K \quad (6)$$

Constraint (1) states that each costumer has to be visited exactly once, the constraint (2) and (3) state that the service of each vehicle starts and ends at the depot, the constraint (4) is a flow-balance constraint; if a vehicle arrives at a costumer, it must leave that costumer next. The window time is showed in the constraint (5) and the constraint (6) described the fact that the vehicle cannot start serving a costumer since it has not finished servicing the precedent one.

The VRPTW as it has been said before it is a generalization of the VRP. It can be considered also as a combination between the VRP and the scheduling problem or as it known as the Vehicle Routing and Scheduling Problem which take place in many real world applications.

3. Solution approaches

The VRPTW has been extensively studied and several formulations, exact algorithms, heuristics and metaheuristics have been proposed in the past decades.

3.1 Exact methods for the VRPTW

The exact approaches can be classified to:

- Lagrange Decomposition based methods:

Various Lagrangian decomposition schemes have been applied to the VRPTW in order to find lower bounds. Jornsten and al (1986), Madsen (1988, 1990) and Hales (1992) were the most interest works which treat this subject with this approach. According Marshall and al (1995) they can currently find the optimal solution of 100 customer problems using a combination of Lagrangian decomposition and branch- and – bound.

- K-tree based methods

Fisher and al (1997), Holland (1975) and Kolh and al (1997) used the k-tree approach followed by Lagrangian relaxation to solve this problem. Fisher and al (1997) proposed an algorithm to solve the VRPTW optimally by formulating the problem as a K-tree problem

with degree $2K$ on the depot. They considered that a K -tree for a graph containing $n+1$ vertices could be presented as a set of $n+K$ edges spanning the graph. So, the problem was solved as finding a K -tree with degree $2K$ on the depot, degree 2 on the customers and subject to time and capacity constraints. A K -tree with degree $2K$ on the depot in this context is proportional to K routes.

- Approaches based on Column Generation

Desrosiers and al (1984) is the first study that has used the column generation to solve the VRPTW. They ameliorated it and in 1992 they presented an exact method able to solve 100-costumers problems. This method is a combination of linear programming relaxed set covering and column generation.

- Approaches based on Dynamic Programming

The dynamic programming approach has been used to solve the VRPTW for the first time by Kolen and al (1987), and they were based, in their study, on the work of Christofides and al (1984) who used the dynamic programming approach to solve the VRP. The problems up to 15 customers are solved to optimality.

3.2 Heuristic algorithms

- Route-building heuristics

[Baker and al, 1989] was the first paper that proposed a route-building heuristics for the VRPTW. The proposed algorithm consists, firstly, to define all possible single-costumer routes, and secondly, to determine for each iteration the two routes whose combination provides the maximum saving. There the saving is defined as the sum of the time at which the vehicle quits the customer i to arrive at the depot and the time at which the vehicle quits the depot to arrives to customer j and the route form factor. On the basis this algorithm [Baker and al, 1980]elaborated a time oriented nearest- neighbourhood algorithm. The considered saving was defined as a combination of distance, time and time until feasibility.

Another approach presented in [Antes and al, 1995] built upon the insertion idea where each unserved customer asked to be served. Each vehicles in the schedule and which received from these unserved costumers a saving for insertion. Then these customers propose to the vehicles their best offer which will be accepted by the vehicles if are the best according their routes considering the number of alternatives. The customers van be removed from the vehicles 'routes if they violate the threshold of vehicles 'routes is violated a certain number of customers are removed and the process is initiated again.

- Neighborhood based heuristics

The r-Opt is a heuristic which is based on the neighbors to solve the routing and scheduling problems. This heuristic consists in removing r arcs from their current solution and replacing them by other r arcs. The optimal solution r-Optimal is obtained when the r-Opt neighborhood have been used and it cannot be improved more. In general, r is at most 3, but it is has been proved that it was difficult to use this number to solve the VRPTW problem since it leads to a violation of the time windows [Potvin and al, 1995]. [Potvin and al, 1995], to solve the VRPTW, used the 2-Opt*. [Christofides and al, 1984] solved the VRP using the k -node interchange. This work has been a reference to solve the VRPTW by many others researchers. The λ - interchange has been proposed by [Osman, 1993] to solve the VRP which considered as a base to solve the VRPTW by other authors [ref]. Finally, [Schulze and al, 1999] adopted the shift-sequence neighborhood operator to find a solution for the VRPTW.

3.3 Metaheuristics

- Simulated annealing

In [Chiang and al, 1996] three different simulated annealing have been considered to solve the VRPTW: the first using the k -node interchange neighborhood operator, the second using the λ - interchange neighborhood operator presented in [Osman, 1993] and the third using an algorithm which adopted the concept of the tabu list (tabu search metaheuristic). The results showed that the second and the third converged faster than the first one. The three of these methods gave a solution in which the distances travelled were between 7% and 11% from the optimum.

[Thamgiah and al, 1995] used a non-monotone probability function and the λ - interchange neighborhood operator with decreasing the temperature in each iteration. The solutions obtained in this work had the same quality as those obtained in [Chiang and al, 1996].

- Tabu search

The parallelization of the tabu search has been used to solve the VRPTW by many authors. In [Garcia and al, 1994], to find the first solution, the authors used the Solomon heuristic and the 2-opt* and Or-opt as neighborhood operators. Here, the neighborhood was restricted to arcs close in distance. [Badeau a,d al, 1995] used the same heuristic to find the initial solution but combined with the cross neighborhood operator. [Cordeau and al, 2001] adopted the modification of Sweep heuristic to find the initial solution and the relocate and GENI as neighborhood operator, in this work the infeasibilities were allowed during the

search. [Gehring and al, 2001] solve the problem by considering the savings heuristic for the initial solution, the Or-opt, 2-opt* and the λ - interchange as neighborhood operators, the tabu search had been hybridized with an evolutionary algorithm. Generally, and according to many works, the tabu search have been considered as best heuristics for the VRPTW. One of the conclusions in [Badeau and al, 1995] is that diversification/ intensification is just as important in obtaining good solutions as variable length tabu list.

- Genetic algorithm

[Thangiah and al, 1991] was the first paper using the genetic algorithm to solve the VRPTW. In this work, the genetic algorithm was adopted to find good clusters of customers, according to a “cluster-first and a route-second” problem-solving strategy. Since the appearance of the first paper, many other works have been adopted this metaheuristic to solve the VRPTW and which provided good solutions. Generally, the most of these works used a hybrid presentation of the genetic algorithm by considering:

- different heuristic construction as [Blanton and al, 1993], [Berger and al, 1998]),
- local search ([Thangiah, 1995a, b], [Thangiah and al, 1995], [Potvin and al, 1996]; [Jung and al, 2002]),
- tabu search [Kit and al, 2001]
- ant colony systems [Berger and al, 2003].

[Antes and al, 1995] :Antes, J., Derigs, U., 1995. A New Parallel Tour Construction Algorithm for the Vehicle Routing Problem with Time Windows. Technical Report, Lehrstuhl für Wirtschaftsinformatik und Operations Research, Universität zu Köln.

[Badeau and al, 1995] :Badeau, P., Gendreau, M., Guertin, F., Potvin, J., Taillard, E., 1995. A Parallel Tabu Search Heuristic for the Vehicle Routing Problem with Time Windows. Technical Report, CRT-95-84, Centre de recherche sur les transports, Montréal.

[Baker and al, 1989] :Baker, E., Schaffer, J., 1989. Solution improvement heuristics for the vehicle routing and scheduling problem with time windows constraints. American Journal of Mathematics and Management Sciences 6 (3,4), 261–300.

[Chiang and al, 1996] :Chiang, W., Russell, R., 1996. Simulated annealing metaheuristics for the vehicle routing problem with time windows. Annals of Operations Research 63, 3–27.

[Christofides and al, 1984] :Christofides, N., Beasley, N., 1984. The period routing problem. Networks 14, 237–241.

- [Desrosiers and al, 1984] :Desrosiers, J., Soumis, F., Desrosiers, M., 1984. Routing with time windows by column generation. *Networks* 14 (4), 545–565.
- [Fisher and al, 1994] :Fisher, M., 1994. Optimal solution of vehicle routing problem using minimum k-trees. *Operations Research* 42 (4), 626–642.
- [Fisher and al, 1997] :Fisher, M., Jornsteeen, K., Madsen, O., 1997. Vehicle routing with time windows: two optimization algorithms. *Operations Research* 45 (3), 488–492.
- [Holland and al, 1975] :Holland, H., 1975. *Adaptation in Natural and Artificial Systems*. The University of Michigan Press, Ann Arbor, MI.
- [Kohl and al, 1997] :Kohl, N., Madsen, O., 1997. An optimization algorithm for the vehicle routing problem with time windows based on lagrangean relaxation. *Operations Research* 45 (3), 395–406.
- [Kolen and al, 1987] :Kolen, A., Rinnooy Kan, A., Trienkens, H., 1987. Vehicle routing problem with time windows. *Operation Research* 35, 266–273.
- [Osman and al, 1993] :Osman, I., 1993. Metastrategy simulated annealing and tabu search heuristic algorithms for the vehicle routing problem. *Annals of Operations Research* 41, 421–434.
- [Potvin and al, 1993] :Potvin, J., Rousseau, J., 1993. A parallel route building algorithm for the vehicle routing and scheduling problem with time windows. *European Journal of Operational Research* 66, 331–340.
- [Potvin and al, 1995] :Potvin, J., Rousseau, J., 1995. An exchange heuristic for routing problems with time windows. *Journal of Operational Research Society* 46 (12), 1433–1446.
- [Schulze and al, 1999] :Schulze, J., Fahle, T., 1999. A parallel algorithm for the vehicle routing problem with time windows constraints. *Annals of Operations Research* 86, 585–607.
- [Thamgiah and al, 1995] :Thamgiah, S., Osman, I., Sun, T., 1995. *Metaheuristics for the Vehicle Routing Problem with Time Windows*. Technical Report, SURCpSc- TR-95-32, Artificial Intelligence and Robotics Laboratory, Computer Science Department, Slippery Rock University, PA.

ANNEX IV

PETRI NETS

I. Petri Net: Definitions

Petri nets are a graphical and mathematical modelling tool used to describe and analyse different kinds of real systems. Petri nets were first introduced by Carl Adam Petri in 1962 in Germany, and evolved as a suitable tool for the study of systems that are concurrent, asynchronous, distributed, parallel and/or stochastic. Performance evaluation has been a very successful application area of Petri nets. In addition, Petri nets have been successfully used in several areas for the modelling and analysis of distributed-software systems, distributed-database systems, flexible manufacturing systems, concurrent and parallel programs and discrete-event dynamic systems (DEDS) to mention just a few. A multi-agent system is a kind of DEDS that is concurrent, asynchronous, stochastic and distributed. From the DEDS point of view, multi-agent systems lack analysis and design methodologies. Petri net methods are used in this work to develop analytical methodologies for multi-agent systems. Petri nets are often used in the modelling and analysis of DEDS. They include explicit conditions under which an event can occur; capturing also the relations between concurrent and asynchronous events. As a result, Petri nets are suitable for studying complex and general DEDS. This section presents an introduction to Petri nets. Petri nets are defined followed by important properties and analysis methodologies. Finally, an example of a manufacturing application is presented.

Definition1:

The following is the formal definition of a Petri. A Petri net is a five tuple:

$$\langle P, T, A, W, M_0 \rangle.$$

where:

P is a finite set of places

T is a finite set of transitions

$A \subseteq (P \times T) \cup (T \times P)$ is a set of arcs

$W : A \rightarrow \{1, 2, 3, \dots\}$ is a weight function

$M_0 : P \rightarrow \mathbb{Z}^+$ is the initial marking

The meanings of *places* and *transitions* in Petri nets depend directly on the modelling approach. When modelling, several interpretations can be assigned to places and transitions. For a DEDS a transition is regarded as an event and the places are interpreted as a condition for an event to occur.

Table 1 presents several typical interpretations for transitions and places.

Input place	Transitions	Output places
Preconditions	Event	Post conditions
Input data	Computation step	Output data
Input signal	Signal processor	Output signal
Resources needed	Task or job	Resource released
Conditions	Clause in logic	Conclusion
Buffers	Processor	Buffer

Table 1: Modelling interpretations of transitions and places

A simple Petri net example is presented in figure 1. This example is used later to define additional Petri net characteristics.

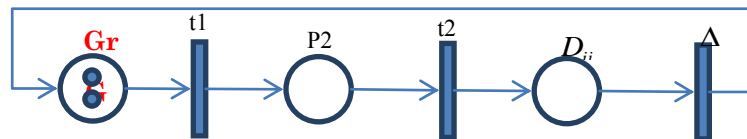


Figure 1: Petri net example.

Places, transitions and arcs: Places are represented with circles and transitions are represented with bars. The arcs are directed from places to transitions or from transitions to places. The places contain *tokens* that travel through the net depending on the firing of a transition. A place p is said to be an input place to a transition t if an arc is directed from p to t . Similarly, an output place of t is any place in the net with an incoming arc from transition t . In the example (figure 1) p_1 is an input place of t_1 and p_2 is an output place of t_1 .

Transition firing: A transition can fire only if it is *enabled*. For a transition t to be enabled, all the input places of t must contain at least one *token* (in this case, it was assumed that the

weights W of the Petri net are equal to one. When the weights are not indicated they are assumed to be one. The weight on an arc coming to a transition from one of the incoming places indicates the minimum number of tokens needed in the incoming place in order for that transition to be enabled. When the transition fires, it will remove from the incoming place the amount of tokens indicated by the weight of the arc). When a transition is fired, a *token* is removed from each input place, and one *token* is added to each output place. In this way the *tokens* travel through the net depending on the transitions fired.

Definition 2 (Marking) The marking m_i of a place $p_i \in P$ is a non-negative quantity representing the number of tokens in the place at a given state of the Petri net. The marking of the Petri net is defined as the function $M : P \rightarrow \mathbb{Z}^+$ that maps the set of places to the set of non-negative integers. It is also defined as a vector $M_j = (m_1, m_2, \dots, m_{|P|})$ where $m_i = M(p_i)$, which represents the j_{th} state of the net. M_j contains the marking of all the places and the initial marking is denoted by M_0 .

In the example of figure 1 only transition t_1 is enabled. When t_1 fires, one token is removed from place p_1 and one token is added to place p_2 . Figure 2 shows the evolution of the Petri net in the previous example. Figure 2 a) presents the initial marking of the net $M_0 = [M(p_1), M(p_2), M(p_3)] = [2, 0, 0]$, only transition t_1 is enabled. Figure 2 b) presents the net with marking $M_1 = [1, 1, 0]$ after t_1 is fired. Here, transitions t_1 and t_2 are enabled and they can be fired. Finally, figure 2 c) represents the net after t_2 is fired. In this case transitions t_1 and t_3 are enabled with marking $M_2 = [1, 0, 1]$.

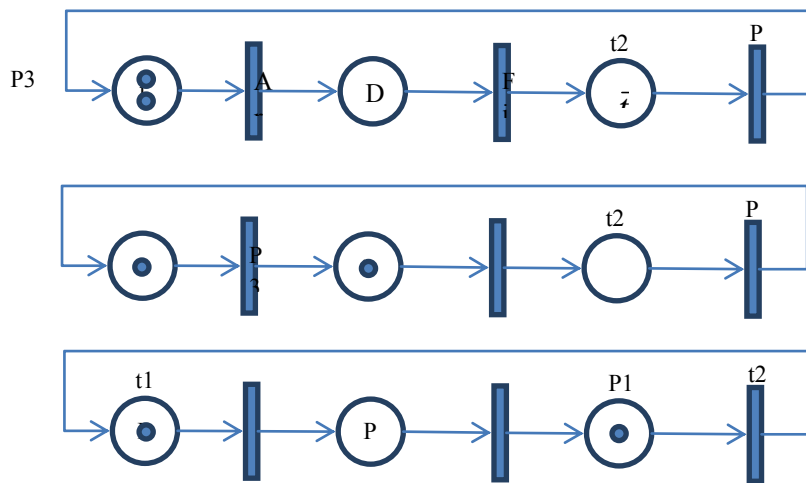


Figure 2: Petri net evolution after firing transitions t_1 and t_2 .

The marking of the Petri net represents the state of the net. As described above, the transitions change the state of the Petri net in the same way an event changes the state of a DEDS.

Definition 3 (Reachability graph): The reachability graph has the marking of the Petri net (or state of the Petri net) as a node. An arc of the graph joining M_i with M_j represents the transition when firing takes the Petri net from the marking (state) M_i to the marking M_j .

The reachability graph of the Petri net in figure 1 is presented in figure 3.

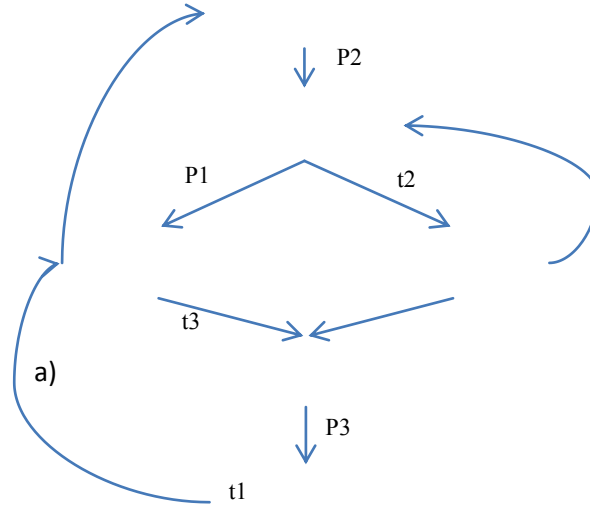


Figure 3: Reachability graph

II. Properties of Petri net:

This section covers some of the most important *properties* of Petri nets such as *Reachability*, *Liveness*, *Boundedness* and *Reversibility*. These properties are essential for the analysis of Petri net models. Furthermore, they are required characteristics for the use of Petri nets in performance evaluation.

These are properties that could be applied to multi-agent systems models. Examples of these properties are boundedness and liveness since they are related to deadlock avoidance in DEDS. Other properties are going to be relevant to multi-agent systems particularly to the communication, interaction, and single agent architectures.

1. Reachability:

A marking M_j is said to be reachable from marking M_i if there exist a sequence of transitions that takes the Petri Net from state M_i to M_j .

The set of all possible markings that are reachable from M_0 is called the reachability set and is defined by $R(M_0)$. The reachability set can be obtained from the reachability graph (figure 3).

2. Liveness:

A Petri Net is said to be live for a making M_0 if for any marking in $R(M_0)$ it is possible to fire a transition.

The liveness property guaranties the absence of dead lock in a Petri Net. This property can also be observed from the reachability graph: if the reachability graph contains an absorbent state the Petri Net is not live at that state and it is said to have a dead lock. If the net is not live for marking M_0 then at least one marking from $R(M_0)$ will not have any enabled outgoing transitions. If the reachability graph is considered as the state graph of the net, then an absorbent state is that from which the marking it is representing does not have any outgoing transitions enabled. As a result, when the net reaches an absorbent state, it will remain in it indefinitely.

3. Boundedness:

A Petri Net is said to be bounded or k-bounded if the number of tokens in each place does not exceed a finite number k for any marking in $R(M_0)$

Furthermore, a Petri Net is structurally bounded if it is bounded for any finite initial making M_0 . A Petri Net is said to be safe if it is 1-bounded.

4. Reversibility:

A Petri Net is reversible if for any marking in $R(M_0)$ is reachable. This means that the Petri Net can always return to the initial marking M_0 .

For the example in figure, the reachability set:

$$R(M_0) = \{M_1 = [1,1,0], M_2 = [0,2,0], M_3 = [1,0,1], M_4 = [0,1,1], M_5 = [0,0,2]\}.$$

The Petri net is live, reversible and 2-bounded for the marking $M_0 = [2,0,0]$.

III. Structural analyses

This section considers the structural analysis of Petri nets by using invariant analysis. Basically, the liveness and boundedness of the net will be assessed by using *P-invariants* and *T-invariants*. These invariants are obtained from the incidence matrix of the net and they give information regarding token conservation and transition firing sequences that leave the marking of the net unchanged. These concepts are used to assess the overall liveness and boundedness of the net.

Definition (Incidence matrix) let $a_{ij}^+ = w(i, j)$ be the weight of the arc that goes from transition t_i to place p_j and $a_{ij}^- = w(j, i)$ be the weight of the arc from place p_j to transition t_j . The incidence matrix A of a Petri net has $|T|$ number of rows and $|P|$ number of columns. It is defined as $A = [a_{ij}]$ where $a_{ij} = a_{ij}^+ - a_{ij}^-$.

The example presented in figure 1 shows an ordinary Petri net (all the weights are equal to 1) and the following is its corresponding incidence matrix.

$$A_1 = \begin{bmatrix} -1 & 1 & 0 \\ 0 & -1 & 0 \\ 1 & 0 & -1 \end{bmatrix}$$

Definition 9 (Net-invariants) Let A be the incidence matrix. A *P-invariant* is a vector that satisfies the equation $A.x = 0$ and a *T-invariant* is a vector that satisfies the equation $A^T.y = 0$

1. Boundedness assessment

The P-invariants of the incidence matrix are used in Theorem 1 to make an assessment of the boundedness of the Petri net. A Petri net model is covered by P-invariants if and only if, for each place s in the net, there exists a positive P-invariant x such that $x(s) > 0$.

Theorem 1 *A Petri net is structurally bounded if it is covered by P-invariants and the initial marking M_0 is finite.*

2. Liveness assessment

The liveness of the Petri net model is assessed on Theorem 2 by means of the T-invariants of the incidence matrix. A Petri net model is covered by T-invariants if and only if, for each transition t in the net, there exists a positive T-invariant y such that $y(t) > 0$. This is a necessary condition but not sufficient. The liveness assessment by the use of T-invariants is still an open problem.

Theorem 2 *A Petri net that is finite is live and bounded if it is covered by T-invariants.*

ANNEX V

INTRODUCTION TO FUZZY LOGIC

Fuzzy logic and fuzzy set was introduced by Zadeh Lotfi as an extension of classical set theory, and is built around the central concept of a fuzzy set membership function. Its concept is based on trading off between significance and precision. Fuzzy Logic is a convenient way to map an input space to an output space. This concept is used due to its many advantages, such as, its naturalness of its approach and not its far-reaching complexity, its flexibility, it is a very powerful tool for dealing quickly and efficiently with imprecision and non-linearity, it is also tolerant of imprecise data as Fuzzy Reasoning builds this understanding into the process rather than taking it onto the end. As fuzzy logic is known to deal with linguistic, vague, and uncertain data, its use in many applications was utilized to fulfill this task.

It was cited from the literature (Martin Hellmann, 2001), fuzzy set theory enables the processing of imprecise information by means of membership function. In contrast to Boolean Characteristics Mapping of a classical set (called crisp set) takes only two values: one, when an element belongs to the set; and zero, when it doesn't. In fuzzy set theory, an element can belong to a fuzzy set with its membership degree ranging from zero set to one. Fuzzy sets are usually identified with these membership functions as presented in figure V.1.

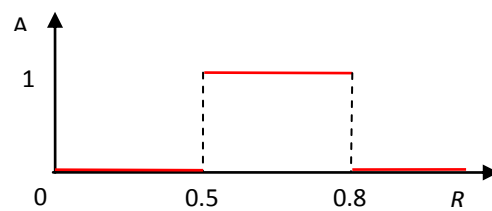


Figure V.1: Characteristic Function of a Crisp Set

In addition, basic operations can be introduced on fuzzy sets. Similar to the operations on crisp sets, it can be intersect, unify and negate fuzzy sets. These operations coincide with the crisp unification and intersection if only the membership degrees are considered between 0 and 1. Examples are shown in (figures V.2, V.3, V.4 and V.5 if A is a fuzzy interval between 5 and 8, and B is a fuzzy number about 4.

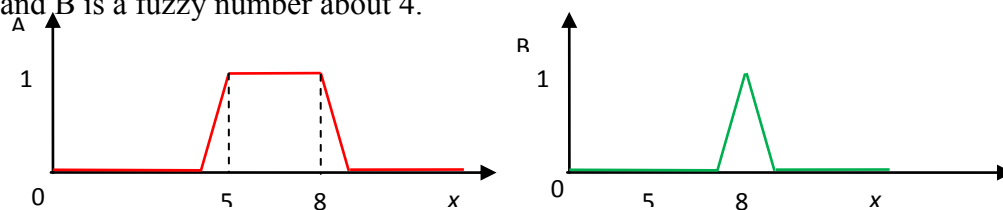


Figure V.2: Examples of Fuzzy Set

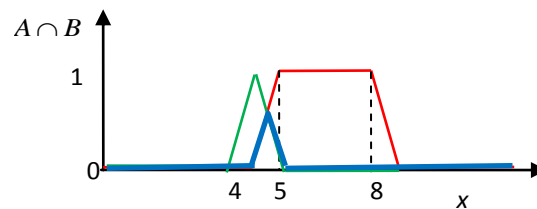


Figure V.3: Example of Fuzzy Set between 5 and 8 **AND** about 4

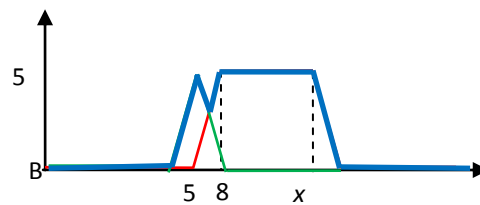


Figure V.4: Example of Fuzzy Set between 5 and 8 **OR** about 4

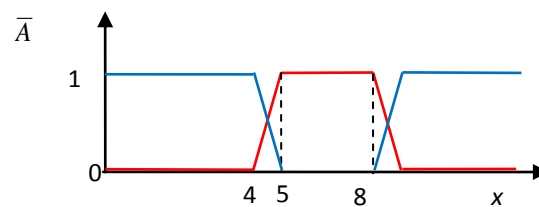


Figure V.5: Example of the **NEGATION** of the Fuzzy Set

Fuzzy classification is one application of fuzzy theory. Expert knowledge is used and can be expressed using linguistic variables (Figure V.6)

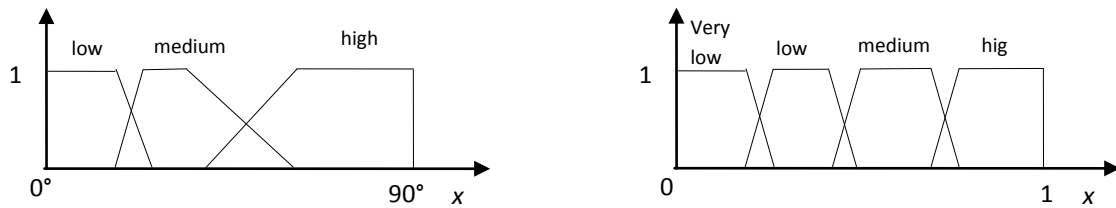


Figure V.6: Linguistic Variables

Fuzzy set theory has also entered a vast domain of application tools, such as fuzzy arithmetic, approximate reasoning, control, and modeling paradigms. Moreover, in fuzzy rule-based systems, knowledge is represented by "IF – THEN" rules. Fuzzy rules consist of two parts, an antecedent part stating conditions on the input variable, and a consequent part describing the corresponding values of the output variable. In Mandani type models both antecedent and consequent part consist of fuzzy statements concerning the value of the involved variables. Fuzzy rules could be derived from both experts reasoning and linguistic, and from relationships between the system variables.

There are several defuzzification methods, but the centre-of-gravity formula as illustrated in figure V.7 is the most frequently used. Also, in order to improve the model's performance, its variables and parameters can be adjusted, and the best combination can be found by means of simulation tests.

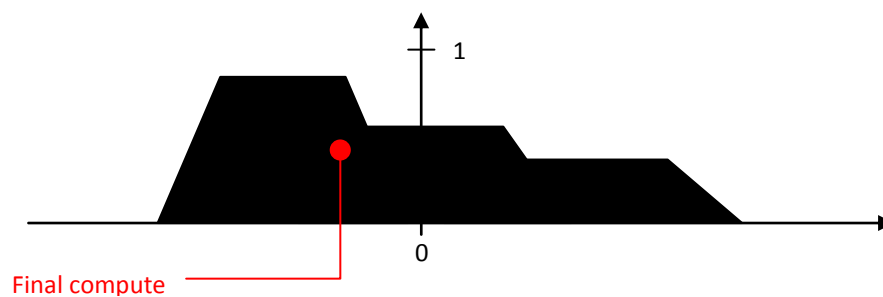


Figure V.7: Defuzzification using the Centre of Gravity Approach

L.A. Zadeh, Fuzzy sets, Information and Control 8 (1965) 338– 353.

J.K. George, Y. Bo, Fuzzy Sets and Fuzzy Logic: Theory and Applications, Prentice- Hall, Upper Saddle River, NJ, 1995.

V. Cross, T. Sudkamp, Patterns of fuzzy rule-based inference, International Journal of Approximate Reasoning 11 (11) (1994) 235– 255.

W. Pedrycz, F. Gomide, An Introduction to Fuzzy Sets: Analysis and Design, MIT Press, Cambridge, MA, 1998.

Bartholo Jr., R. dos S.; Cosenza, C.A.N; DORIA, F.A.M.A.A heuristic algorithm procedure to solve allocation problems with fuzzy evaluations. T Handbook on Reasoning- based Intelligent Systems. 01ed Australia: Lakhmi c Jain 2012, vol.01, p. 179-188.

ANNEX VI

THE PALMA DE MALLORCA AIRPORT

I. The Palma de Mallorca Airport

The Palma de Mallorca Airport (airport code PMI) was originally created to handle the island's postal service and now over 20 million people each year. Known in English as Majorca, Mallorca Airport has one terminal with four modules, labelled A, B, C and D branching from it. Although located 8 kilometres from the capital, Mallorca Airport is owned by Aena Aeropuertos. Mallorca Airport has ISO certification as well as continued noise reduction and insulation practices with surrounding residential areas. Located in the Mediterranean Sea, the island of Mallorca is the largest of the Balearic Islands and has 550 kilometres of coastline. It receives 11 million visitors annually with Germany accounting for the largest number of travellers while Spain and the UK follow close behind.



Figure VI. 1: Palma de Mallorca Airport

II. Airlines operating at Palma de Mallorca Airport:

Vueling Airlines, Air Mediterranee, Transavia France , Air Europa, Volotea, transavia, Ryanair, JetairFly, Air France, Air Algerie, Air Berlin, Lufthansa, KLM, Luxair, Swiss, Austrian Airlines, Smart Wings, Iberia, Flybe, Czech Airlines, British Airways, Aer Lingus, SkyWork.

III. Evolution of passenger traffic

Following (Table VI.1) a decline in passenger numbers at the airport, the numbers rose steadily between 2003 and 2007 when traffic peaked at 23.2 million passengers, however from 2007 there has been a decline in passenger numbers with 21.1 million using the airport in 2010.

Year	Passengers
2003	19.185.919
2004	20.416.083
2005	21.240.736
2006	22.408.427
2007	23.228.879
2008	22.832.857
2009	21.203.041
2010	21.117.417
2011	22.726.707
2012	22.666.858

Table VI. 1: Evolution of passenger traffic

IV. Data set

The following datasets were used to apply all the proposed approaches.

Flight arrival date	Predicted	Real	Type Aircraft	Type Prog.	Stand L/S	Flight departure date	Predicted	Real
01/08/2007	00:15	00:22	73W	73W	92	01/08/2007	01:00	01:22
01/08/2007	00:15	00:03	321	321	12	01/08/2007	01:15	01:22
01/08/2007	00:25	00:54	752	752	18	01/08/2007	01:25	02:02
01/08/2007	01:25	01:30	EM2	HS7	211	01/08/2007	03:30	03:20
01/08/2007	01:30	01:31	AT3	AT4	204	01/08/2007	02:15	02:10
01/08/2007	01:40	01:48	752	752	12	01/08/2007	02:40	02:29
01/08/2007	02:05	01:50	752	752	20	01/08/2007	03:05	02:50
01/08/2007	02:10	01:55	SWM	SW4	207	01/08/2007	19:20	20:00
01/08/2007	02:45	02:38	HS7	HS7	204	01/08/2007	04:25	04:20
01/08/2007	03:00	02:55	321	320	08	01/08/2007	04:55	05:15
01/08/2007	03:15	03:36	FK7	F27	201	01/08/2007	04:35	04:30
01/08/2007	03:15	03:39	CNC	CNA	210	01/08/2007	03:50	04:04
01/08/2007	03:40	03:28	753	753	62	01/08/2007	04:30	04:40
01/08/2007	03:50	03:46	753	753	64	01/08/2007	04:50	04:40
01/08/2007	04:00	03:52	M81	M81	27	01/08/2007	04:55	05:10
01/08/2007	04:30	04:25	320	320	50	01/08/2007	05:10	05:35
01/08/2007	04:35	04:56	321	321	23A	01/08/2007	05:35	05:45
01/08/2007	04:40	04:34	738	738	120	01/08/2007	05:30	05:50
01/08/2007	04:45	04:20	73H	738	68	01/08/2007	05:30	05:30
01/08/2007	04:50	05:04	738	73H	52	01/08/2007	05:35	06:10
01/08/2007	04:55	04:56	73H	738	29	01/08/2007	06:10	06:05
01/08/2007	05:00	04:57	73H	738	31	01/08/2007	06:55	07:32
01/08/2007	05:00	04:59	738	738	62	01/08/2007	05:45	05:45
01/08/2007	05:05	04:58	73H	738	30	01/08/2007	06:00	06:14
01/08/2007	05:05	04:59	320	320	94	01/08/2007	05:45	05:45
01/08/2007	05:05	05:13	73H	73H	151	01/08/2007	05:55	06:15
01/08/2007	05:10	05:15	320	738	56	01/08/2007	05:55	06:10
01/08/2007	05:10	05:03	73G	733	22	01/08/2007	05:50	06:00
01/08/2007	05:15	06:01	320	738	66	01/08/2007	06:00	07:00
01/08/2007	05:15	04:58	320	320	88	01/08/2007	05:55	05:50
01/08/2007	05:15	05:01	737	73H	20	01/08/2007	06:20	06:20
01/08/2007	05:20	05:07	320	320	122B	01/08/2007	06:35	06:51
01/08/2007	05:20	05:31	73H	73H	92	01/08/2007	06:20	06:15
01/08/2007	05:20	05:02	320	738	54	01/08/2007	06:10	06:05
01/08/2007	05:25	05:08	73H	738	58	01/08/2007	06:10	06:05
01/08/2007	05:35	06:16	EM2	SWM	200	01/08/2007	17:50	18:12
01/08/2007	05:35	05:24	73H	738	28	01/08/2007	05:55	06:36
01/08/2007	05:35	05:42	320	320	84	01/08/2007	06:20	06:20
01/08/2007	05:35	05:38	73H	73H	86	01/08/2007	06:20	07:28
01/08/2007	05:40	05:36	734	734	119	01/08/2007	06:25	06:30
01/08/2007	05:40	05:36	DH3	DH3	115	01/08/2007	06:45	06:45
01/08/2007	05:40	06:03	321	321	23B	01/08/2007	07:10	07:36
01/08/2007	05:45	06:04	717	M83	80	01/08/2007	06:55	06:50

01/08/2007	05:45	05:28	320	320	90	01/08/2007	06:30	06:50
01/08/2007	05:45	05:48	73H	73H	24	01/08/2007	06:35	06:54
01/08/2007	05:50	05:35	73G	738	60	01/08/2007	08:10	08:19
01/08/2007	05:55	05:46	320	738	50	01/08/2007	06:40	06:50
01/08/2007	05:55	05:56	733	733	124B	01/08/2007	06:45	06:40
01/08/2007	05:55	05:57	320	320	123B	01/08/2007	07:00	07:21
01/08/2007	06:00	05:52	73G	73G	23A	01/08/2007	06:35	06:50
01/08/2007	06:00	05:51	73W	73W	98	01/08/2007	06:45	06:45
01/08/2007	06:00	05:52	320	320	125B	01/08/2007	06:45	06:40
01/08/2007	06:05	06:12	73H	73H	88	01/08/2007	06:50	07:10
01/08/2007	06:05	06:16	73H	73H	96	01/08/2007	06:55	07:21
01/08/2007	06:05	06:06	734	734	25	01/08/2007	06:45	08:10
01/08/2007	06:10	06:15	73H	738	27	01/08/2007	06:55	07:10
01/08/2007	06:10	07:22	73H	738	66	01/08/2007	06:55	08:20
01/08/2007	06:10	06:25	100	100	82	01/08/2007	07:15	07:33
01/08/2007	06:15	06:05	320	738	68	01/08/2007	07:00	07:20
01/08/2007	06:15	06:31	320	738	56	01/08/2007	08:05	08:00
01/08/2007	06:25	06:19	73H	738	62	01/08/2007	07:30	07:39
01/08/2007	06:25	06:01	320	320	156	01/08/2007	07:10	07:25
01/08/2007	06:25	06:24	73H	738	26	01/08/2007	07:20	07:34
01/08/2007	06:25	06:17	73H	73H	150	01/08/2007	07:05	07:23
01/08/2007	06:30	06:31	333	333	120	01/08/2007	07:45	08:20
01/08/2007	06:30	06:41	AT7	AT7	114	01/08/2007	07:00	07:15
01/08/2007	06:30	06:10	73H	73H	152	01/08/2007	07:10	08:47
01/08/2007	06:30	06:25	73H	73H	153	01/08/2007	07:10	08:07
01/08/2007	06:35	06:29	753	753	155	01/08/2007	07:30	07:44
01/08/2007	06:35	06:41	319	319	04	01/08/2007	07:10	15:50
01/08/2007	06:40	07:12	73H	738	58	01/08/2007	07:45	07:40
01/08/2007	06:40	06:22	73H	73H	151	01/08/2007	07:20	07:34
01/08/2007	06:45	06:38	753	753	54	01/08/2007	07:35	07:50
01/08/2007	06:45	06:40	EM2	EM2	226	01/08/2007	07:35	07:30
01/08/2007	06:50	06:57	AT7	AT7	116	01/08/2007	07:20	07:34
01/08/2007	06:50	06:42	73W	733	16	01/08/2007	07:40	08:00
01/08/2007	06:55	07:06	M88	M88	90	01/08/2007	07:40	07:45
01/08/2007	06:55	06:48	73H	73H	92	01/08/2007	07:35	07:53
01/08/2007	07:00	06:45	320	320	84	01/08/2007	07:50	08:02
01/08/2007	07:00	06:45	320	320	157	01/08/2007	08:20	08:15
01/08/2007	07:00	07:29	321	321	18	01/08/2007	07:50	08:32
01/08/2007	07:00	06:36	320	738	64	01/08/2007	07:40	07:57
01/08/2007	07:05	06:56	319	319	98	01/08/2007	07:55	08:09
01/08/2007	07:05	06:56	320	320	52	01/08/2007	08:05	08:05
01/08/2007	07:10	08:47	73C	73G	96	01/08/2007	07:50	09:55
01/08/2007	07:10	07:04	DF2	CNJ	217	01/08/2007	11:00	11:25
01/08/2007	07:10	07:05	73W	73W	30	01/08/2007	07:50	07:55
01/08/2007	07:15	07:00	319	319	28	01/08/2007	07:50	08:10
01/08/2007	07:20	07:02	73H	73H	154	01/08/2007	08:10	08:10

01/08/2007	07:20	07:10	320	320	29	01/08/2007	08:05	08:05
01/08/2007	07:25	07:35	738	738	150	01/08/2007	08:20	08:33
01/08/2007	07:30	07:27	733	733	10	01/08/2007	08:10	08:10
01/08/2007	07:30	07:14	73H	73H	88	01/08/2007	08:05	08:15
01/08/2007	07:35	07:20	73H	738	80	01/08/2007	08:40	08:45
01/08/2007	07:35	07:30	738	738	86	01/08/2007	08:30	08:25
01/08/2007	07:40	07:42	733	733	08	01/08/2007	08:25	08:45
01/08/2007	07:40	07:29	DH3	DH3	118	01/08/2007	08:10	08:10
01/08/2007	07:45	07:42	738	738	82	01/08/2007	08:50	08:44
01/08/2007	07:50	09:18	320	320	27	01/08/2007	08:40	11:30
01/08/2007	08:00	07:56	321	320	26	01/08/2007	09:00	09:13
01/08/2007	08:00	07:46	DH3	DH3	115	01/08/2007	08:30	08:45
01/08/2007	08:00	08:06	319	319	16	01/08/2007	08:35	08:45
01/08/2007	08:05	08:34	M88	M88	88	01/08/2007	09:25	09:25
01/08/2007	08:15	07:49	752	752	20	01/08/2007	09:15	09:11
01/08/2007	08:25	08:31	CR2	CR2	114	01/08/2007	09:00	09:00
01/08/2007	08:30	08:57	M82	M83	90	01/08/2007	09:05	09:35
01/08/2007	08:35	08:53	767	763	52	01/08/2007	09:35	10:07
01/08/2007	08:40	08:32	320	320	12	01/08/2007	09:25	09:35
01/08/2007	08:45	08:40	M83	320	86	01/08/2007	09:15	09:22
01/08/2007	08:45	08:58	DH3	DH3	117	01/08/2007	09:15	09:13
01/08/2007	08:45	08:41	736	736	18	01/08/2007	09:50	10:08
01/08/2007	08:50	08:46	AT7	AT7	116	01/08/2007	10:15	10:12
01/08/2007	08:55	09:21	M88	M88	84	01/08/2007	10:25	10:25
01/08/2007	09:00	08:55	319	319	10	01/08/2007	09:35	09:40
01/08/2007	09:00	09:19	320	320	14	01/08/2007	11:25	11:20
01/08/2007	09:05	09:19	733	733	22	01/08/2007	09:40	10:07
01/08/2007	09:10	08:49	733	733	31	01/08/2007	10:00	09:57
01/08/2007	09:10	09:50	CNJ	CNJ	225	01/08/2007	10:30	10:30
01/08/2007	09:15	09:33	734	734	06	01/08/2007	10:15	10:24
01/08/2007	09:20	09:19	738	738	156	01/08/2007	10:00	10:00
01/08/2007	09:25	09:37	73G	73G	20	01/08/2007	10:00	10:23
01/08/2007	09:35	09:50	73H	738	86	01/08/2007	10:35	10:39
01/08/2007	09:35	09:35	319	319	16	01/08/2007	10:10	10:20
01/08/2007	09:45	09:44	321	321	54	01/08/2007	11:00	12:45
01/08/2007	09:50	09:57	320	32S	80	01/08/2007	10:25	10:29
01/08/2007	09:50	09:40	319	738	64	01/08/2007	10:35	10:44
01/08/2007	09:55	09:44	738	738	82	01/08/2007	10:55	10:50
01/08/2007	10:00	10:09	733	733	08	01/08/2007	11:00	11:03
01/08/2007	10:00	09:51	DH3	DH3	118	01/08/2007	10:30	10:30
01/08/2007	10:10	16:30	IAT	GRJ	200	01/08/2007	10:45	16:40
01/08/2007	10:15	10:11	319	319	12	01/08/2007	11:35	11:23
01/08/2007	10:25	11:17	73G	73G	156	01/08/2007	11:10	12:05
01/08/2007	10:25	10:20	319	319	66	01/08/2007	11:15	11:15
01/08/2007	10:25	10:58	CNJ	CNJ	220	01/08/2007	14:35	12:43
01/08/2007	10:30	11:42	M87	M90	103	01/08/2007	11:30	12:25

01/08/2007	10:30	11:11	M81	M90	118	01/08/2007	11:30	11:55
01/08/2007	10:35	10:39	320	320	68	01/08/2007	11:15	11:20
01/08/2007	10:35	10:31	733	733	96	01/08/2007	11:30	11:25
01/08/2007	10:35	10:20	321	321	152	01/08/2007	11:35	11:35
01/08/2007	10:45	11:18	319	738	28	01/08/2007	11:55	11:50
01/08/2007	10:45	11:20	73H	73H	151	01/08/2007	11:25	12:20
01/08/2007	10:50	12:46	AT7	AT7	115	01/08/2007	11:40	13:15
01/08/2007	10:55	10:43	73H	738	31	01/08/2007	12:25	12:32
01/08/2007	10:55	11:16	321	321	98	01/08/2007	11:55	12:00
01/08/2007	10:55	11:23	320	320	119	01/08/2007	11:45	12:05
01/08/2007	11:00	10:56	738	738	80	01/08/2007	11:55	11:50
01/08/2007	11:00	11:29	CNJ	CNJ	217	01/08/2007	11:50	13:00
01/08/2007	11:05	11:45	73H	738	27	01/08/2007	12:20	13:01
01/08/2007	11:05	11:14	320	738	125B	01/08/2007	12:45	12:40
01/08/2007	11:05	11:05	CR2	CR2	113	01/08/2007	11:40	11:40
01/08/2007	11:10	11:25	DH3	DH3	116	01/08/2007	11:40	11:50
01/08/2007	11:10	11:56	321	321	150	01/08/2007	12:20	12:59
01/08/2007	11:15	12:34	320	738	60	01/08/2007	12:50	13:28
01/08/2007	11:15	11:18	73H	738	62	01/08/2007	12:30	12:25
01/08/2007	11:15	11:06	320	320	155	01/08/2007	12:10	11:55
01/08/2007	11:20	12:40	733	734	154	01/08/2007	12:20	13:27
01/08/2007	11:20	11:30	320	738	26	01/08/2007	12:15	12:30
01/08/2007	11:25	11:44	320	738	64	01/08/2007	12:35	12:56
01/08/2007	11:25	11:40	319	319	16	01/08/2007	12:00	11:55
01/08/2007	11:25	11:46	717	717	86	01/08/2007	12:00	12:30
01/08/2007	11:30	11:22	73H	738	50	01/08/2007	12:45	12:50
01/08/2007	11:30	11:21	73G	738	29	01/08/2007	12:45	12:57
01/08/2007	11:30	12:17	320	738	23A	01/08/2007	13:00	13:41
01/08/2007	11:30	11:40	CR2	CR2	114	01/08/2007	12:00	12:10
01/08/2007	11:35	11:56	73G	73G	18	01/08/2007	12:15	12:35
01/08/2007	11:40	11:45	320	738	124B	01/08/2007	13:00	13:40
01/08/2007	11:40	12:30	M88	M88	88	01/08/2007	12:25	13:20
01/08/2007	11:45	12:13	73H	738	84	01/08/2007	12:45	13:13
01/08/2007	11:45	11:59	73H	738	66	01/08/2007	12:30	13:12
01/08/2007	11:45	11:40	320	320	30	01/08/2007	13:00	13:41
01/08/2007	11:50	11:58	738	738	22	01/08/2007	12:55	13:13
01/08/2007	11:50	11:50	320	320	23B	01/08/2007	12:50	12:45
01/08/2007	11:50	11:59	73H	738	56	01/08/2007	12:55	13:21
01/08/2007	11:55	12:05	73H	738	24	01/08/2007	12:35	12:30
01/08/2007	11:55	11:54	320	738	68	01/08/2007	12:35	13:11
01/08/2007	11:55	12:18	73H	738	121B	01/08/2007	13:30	13:45
01/08/2007	12:00	12:25	73G	738	25	01/08/2007	12:55	13:22
01/08/2007	12:00	12:42	73H	738	123B	01/08/2007	13:30	13:40
01/08/2007	12:00	12:07	73H	738	58	01/08/2007	12:50	13:32
01/08/2007	12:00	12:12	73H	73H	152	01/08/2007	12:45	13:10
01/08/2007	12:00	12:16	738	738	82	01/08/2007	12:05	13:00

01/08/2007	12:05	12:23	320	320	122B	01/08/2007	13:10	13:40
01/08/2007	12:10	12:12	73H	738	80	01/08/2007	13:10	13:16
01/08/2007	12:10	12:19	73H	738	72	01/08/2007	13:00	13:22
01/08/2007	12:10	12:23	AT7	AT7	113	01/08/2007	12:40	12:50
01/08/2007	12:10	12:21	LRJ	LRJ	241	01/08/2007	12:45	13:00
01/08/2007	12:15	12:32	M83	M83	90	01/08/2007	13:40	13:42
01/08/2007	12:15	13:11	73H	73H	153	01/08/2007	13:10	14:30
01/08/2007	12:20	12:28	321	320	52	01/08/2007	13:00	13:00
01/08/2007	12:20	12:34	73H	73H	92	01/08/2007	13:05	13:41
01/08/2007	12:20	13:20	752	752	12	01/08/2007	13:30	14:20
01/08/2007	12:20	12:41	73H	73H	151	01/08/2007	13:20	13:33
01/08/2007	12:20	12:26	DH3	DH3	116	01/08/2007	14:55	15:00
01/08/2007	12:30	12:44	CR2	CR2	114	01/08/2007	13:45	13:45
01/08/2007	12:30	12:27	73H	73H	96	01/08/2007	13:30	13:48
01/08/2007	12:30	12:39	GRJ	IAT	200	07/08/2007	11:40	11:40
01/08/2007	12:40	12:52	M83	M83	120	01/08/2007	13:25	13:54
01/08/2007	12:40	13:18	73H	73H	150	01/08/2007	13:20	14:18
01/08/2007	12:40	12:49	73H	73H	98	01/08/2007	13:40	13:40
01/08/2007	12:40	12:49	CR9	CRJ	119	01/08/2007	13:50	14:05
01/08/2007	12:50	12:33	734	734	118	01/08/2007	13:45	13:58
01/08/2007	12:50	12:42	M88	M88	86	01/08/2007	13:35	13:42
01/08/2007	13:00	13:10	319	319	18	01/08/2007	13:35	13:58
01/08/2007	13:10	14:07	738	738	84	01/08/2007	14:00	15:03
01/08/2007	13:10	13:06	753	753	62	01/08/2007	14:00	13:49
01/08/2007	13:10	13:14	735	735	10	01/08/2007	14:10	14:10
01/08/2007	13:15	13:18	753	753	64	01/08/2007	14:15	14:18
01/08/2007	13:15	16:54	M83	M87	80	01/08/2007	14:00	17:42
01/08/2007	13:15	13:15	320	320	24	01/08/2007	13:50	14:04
01/08/2007	13:20	14:21	738	738	94	01/08/2007	14:10	15:10
01/08/2007	13:25	13:31	738	738	20	01/08/2007	13:55	13:56
01/08/2007	13:30	13:35	320	32S	80	01/08/2007	14:00	14:06
01/08/2007	13:30	14:50	CR9	AT7	117	01/08/2007	14:20	15:36
01/08/2007	13:30	13:22	320	320	117	01/08/2007	14:00	14:20
01/08/2007	13:40	13:24	733	733	29	01/08/2007	14:30	14:35
01/08/2007	13:40	13:38	73H	738	58	01/08/2007	14:40	14:50
01/08/2007	14:00	14:51	733	733	16	01/08/2007	14:55	15:42
01/08/2007	14:00	14:53	717	717	50	01/08/2007	14:40	15:40
01/08/2007	14:05	14:03	320	320	68	01/08/2007	14:50	15:02
01/08/2007	14:05	14:19	73H	738	31	01/08/2007	14:50	15:10
01/08/2007	14:10	13:56	320	320	66	01/08/2007	15:00	14:50
01/08/2007	14:15	14:11	CR2	CR2	115	01/08/2007	15:10	15:13
01/08/2007	14:20	13:53	738	738	60	01/08/2007	14:45	15:00
01/08/2007	14:30	14:56	734	734	26	01/08/2007	17:20	17:07
01/08/2007	14:30	14:48	717	M83	82	01/08/2007	15:10	15:35
01/08/2007	14:30	14:30	CNJ	IAT	240	01/08/2007	15:30	15:35
01/08/2007	14:30	14:32	CR2	CR2	114	01/08/2007	16:05	16:00

01/08/2007	14:30	14:26	DH3	DH3	118	01/08/2007	15:40	15:57
01/08/2007	14:35	14:37	738	738	80	01/08/2007	15:30	15:28
01/08/2007	14:35	14:20	LRJ	LRJ	217	01/08/2007	15:30	16:30
01/08/2007	14:35	14:39	73H	73H	56	01/08/2007	15:20	15:25
01/08/2007	14:45	15:09	M82	M80	62	01/08/2007	15:35	16:00
01/08/2007	14:50	14:54	73H	73H	52	01/08/2007	15:35	15:46
01/08/2007	15:05	15:28	M88	M88	86	01/08/2007	15:50	16:09
01/08/2007	15:05	15:06	CR9	CR9	113	01/08/2007	16:15	16:09
01/08/2007	15:10	15:18	DH3	DH3	116	01/08/2007	15:40	15:50
01/08/2007	15:20	15:36	M83	M83	96	01/08/2007	18:50	19:33
01/08/2007	15:20	15:16	73H	738	54	01/08/2007	15:45	15:51
01/08/2007	15:20	15:18	320	320	84	01/08/2007	16:10	16:15
01/08/2007	15:25	15:41	320	320	88	01/08/2007	16:10	16:42
01/08/2007	15:25	15:34	321	321	18	01/08/2007	16:25	16:27
01/08/2007	15:35	15:32	734	734	58	01/08/2007	16:25	16:45
01/08/2007	15:35	15:29	752	752	20	01/08/2007	16:40	16:57
01/08/2007	15:45	15:50	CNJ	CNJ	226	01/08/2007	18:05	18:09
01/08/2007	15:45	15:56	320	320	14	01/08/2007	16:45	16:56
01/08/2007	21:30	22:31	M83	M83	66	01/08/2007	15:50	23:20
01/08/2007	15:55	16:18	320	320	29	01/08/2007	17:30	17:29
01/08/2007	16:05	16:21	321	321	90	01/08/2007	17:05	17:30
01/08/2007	16:10	15:58	738	738	82	01/08/2007	17:00	16:55
01/08/2007	16:10	18:06	321	321	151	01/08/2007	17:25	19:02
01/08/2007	16:10	16:15	M83	M83	31	01/08/2007	17:10	17:00
01/08/2007	16:15	16:59	753	753	156	01/08/2007	17:20	18:02
01/08/2007	16:15	15:52	73H	738	92	01/08/2007	17:00	17:00
01/08/2007	16:20	16:29	73H	73H	16	01/08/2007	17:15	17:30
01/08/2007	16:25	16:37	73G	738	24	01/08/2007	19:10	19:07
01/08/2007	16:25	16:37	73H	738	12	01/08/2007	17:25	17:37
01/08/2007	16:25	16:16	320	320	10	01/08/2007	17:25	17:21
01/08/2007	16:30	18:01	CNJ	DFL	158B	01/08/2007	17:00	18:11
01/08/2007	16:35	16:39	320	738	54	01/08/2007	17:15	17:30
01/08/2007	16:35	16:47	DH3	DH3	114	01/08/2007	17:15	17:21
01/08/2007	16:35	16:43	M83	M83	88	01/08/2007	17:30	17:53
01/08/2007	16:40	16:46	73H	738	64	01/08/2007	17:40	17:53
01/08/2007	16:40	16:35	CR2	AT7	113	01/08/2007	17:10	17:05
01/08/2007	16:45	16:45	73H	738	66	01/08/2007	18:05	18:00
01/08/2007	16:45	17:02	321	738	56	01/08/2007	18:50	18:55
01/08/2007	16:45	17:06	M87	M83	86	01/08/2007	17:30	18:33
01/08/2007	16:45	16:55	738	738	62	01/08/2007	18:00	18:25
01/08/2007	16:55	17:28	73H	738	28	01/08/2007	18:10	18:30
01/08/2007	16:55	17:26	320	738	50	01/08/2007	18:15	18:31
01/08/2007	16:55	17:08	73H	738	60	01/08/2007	18:00	18:26
01/08/2007	17:00	17:36	738	738	84	01/08/2007	17:50	18:26
01/08/2007	17:00	17:42	73H	738	68	01/08/2007	18:20	18:37
01/08/2007	17:00	17:31	73H	738	58	01/08/2007	18:20	18:35

01/08/2007	17:00	16:45	73H	738	30	01/08/2007	17:55	18:04
01/08/2007	17:00	17:50	320	320	52	01/08/2007	18:30	18:50
01/08/2007	17:00	16:45	320	738	27	01/08/2007	18:15	18:26
01/08/2007	17:10	17:34	319	319	94	01/08/2007	17:45	18:32
01/08/2007	17:10	17:12	320	320	124B	01/08/2007	19:10	19:31
01/08/2007	17:10	17:55	IAT	DF3	201	01/08/2007	17:40	18:20
01/08/2007	17:20	17:37	717	717	90	01/08/2007	18:05	18:14
01/08/2007	17:20	17:08	EM2	EM2	210	01/08/2007	17:55	18:03
01/08/2007	17:25	17:22	753	753	155	01/08/2007	18:25	18:27
01/08/2007	17:30	17:42	320	738	31	01/08/2007	18:15	18:38
01/08/2007	17:30	18:02	73H	738	54	01/08/2007	18:35	19:01
01/08/2007	17:30	17:39	DH3	DH3	113	01/08/2007	17:55	18:14
01/08/2007	17:35	18:01	733	733	16	01/08/2007	18:50	18:47
01/08/2007	17:40	18:15	320	320	125B	01/08/2007	18:45	19:10
01/08/2007	17:40	17:56	733	733	20	01/08/2007	18:25	18:42
01/08/2007	17:45	18:01	EM9	E95	109	01/08/2007	18:20	18:53
01/08/2007	17:45	17:46	320	320	157	01/08/2007	18:35	18:36
01/08/2007	17:55	18:06	320	320	153	01/08/2007	18:40	18:46
01/08/2007	17:55	18:29	73W	73W	150	01/08/2007	18:40	19:16
01/08/2007	17:55	17:55	320	320	152	01/08/2007	18:40	18:40
01/08/2007	17:55	18:55	73H	73H	155	01/08/2007	18:50	19:34
01/08/2007	17:55	17:46	320	320	118	01/08/2007	19:00	18:55
01/08/2007	18:00	18:35	738	738	29	01/08/2007	18:45	19:41
01/08/2007	18:05	18:07	738	738	82	01/08/2007	19:00	18:54
01/08/2007	18:05	18:01	73H	738	26	01/08/2007	19:10	19:05
01/08/2007	18:05	18:35	73H	738	64	01/08/2007	19:20	19:30
01/08/2007	18:05	18:29	M88	M88	88	01/08/2007	18:50	19:06
01/08/2007	18:10	18:20	738	738	150	01/08/2007	19:00	19:04
01/08/2007	18:15	18:22	320	738	66	01/08/2007	19:00	18:55
01/08/2007	18:15	18:28	M82	M83	84	01/08/2007	19:00	19:13
01/08/2007	18:15	18:52	100	M83	86	01/08/2007	18:55	19:33
01/08/2007	18:15	18:25	DH3	DH3	113	01/08/2007	18:45	19:00
01/08/2007	18:20	20:36	737	734	14	01/08/2007	21:20	21:35
01/08/2007	18:25	18:24	73G	73G	18	01/08/2007	19:20	18:55
01/08/2007	18:30	18:35	73H	738	60	01/08/2007	19:15	19:41
01/08/2007	18:30	18:22	320	320	98	01/08/2007	19:30	19:30
01/08/2007	18:30	19:08	73H	73H	94	01/08/2007	19:15	19:56
01/08/2007	18:30	18:30	319	319	14	01/08/2007	19:05	19:07
01/08/2007	18:30	18:46	CR2	CR2	116	01/08/2007	19:30	19:30
01/08/2007	18:35	19:32	321	321	82	01/08/2007	19:45	20:57
01/08/2007	18:45	18:56	320	738	68	01/08/2007	19:50	20:00
01/08/2007	18:45	18:45	320	738	58	01/08/2007	19:30	19:40
01/08/2007	18:50	18:52	73G	73G	50	01/08/2007	19:30	19:57
01/08/2007	18:55	18:49	DH3	DH3	115	01/08/2007	19:30	19:24
01/08/2007	18:55	19:40	73H	73H	20	01/08/2007	19:55	20:29
01/08/2007	19:00	18:36	CR2	CR2	114	01/08/2007	19:50	19:52

01/08/2007	19:05	19:26	319	319	16	01/08/2007	19:50	20:05
01/08/2007	19:10	19:10	320	320	92	01/08/2007	21:05	22:20
01/08/2007	19:15	19:14	H25	H25	226	01/08/2007	19:45	19:30
01/08/2007	19:20	19:21	FK7	F27	158	01/08/2007	20:15	20:35
01/08/2007	19:20	19:07	HS7	HS7	205	01/08/2007	20:30	21:02
01/08/2007	19:25	19:24	753	753	54	01/08/2007	20:20	20:26
01/08/2007	19:25	20:07	73H	73H	62	01/08/2007	20:00	20:55
01/08/2007	19:30	19:45	73H	73H	96	01/08/2007	20:05	20:30
01/08/2007	19:35	20:00	320	320	84	01/08/2007	20:20	20:57
01/08/2007	19:40	19:36	CR2	CR2	113	01/08/2007	20:15	20:15
01/08/2007	19:50	19:27	100	100	80	01/08/2007	20:15	20:15
01/08/2007	19:50	20:37	738	73H	125B	01/08/2007	20:35	21:45
01/08/2007	19:50	19:46	DH3	DH3	115	01/08/2007	20:20	20:20
01/08/2007	20:10	20:17	73H	73H	56	01/08/2007	20:55	21:25
01/08/2007	20:15	20:03	320	320	66	01/08/2007	20:55	20:57
01/08/2007	20:15	20:50	320	320	72	01/08/2007	21:00	21:38
01/08/2007	20:20	20:10	753	753	64	01/08/2007	21:20	21:10
01/08/2007	20:20	20:32	320	320	60	01/08/2007	20:55	21:20
01/08/2007	20:40	20:50	73H	73H	50	01/08/2007	21:25	21:57
01/08/2007	20:45	20:56	734	733	80	01/08/2007	21:25	21:59
01/08/2007	20:55	22:12	733	733	10	01/08/2007	21:30	23:00
01/08/2007	20:55	20:34	319	319	18	01/08/2007	21:30	21:20
01/08/2007	21:10	21:04	319	319	20	01/08/2007	21:45	21:50
01/08/2007	21:15	21:11	73H	738	82	01/08/2007	21:55	22:15
01/08/2007	21:15	21:10	319	319	16	01/08/2007	21:50	21:45
01/08/2007	21:15	21:03	73G	73G	12	01/08/2007	21:50	21:45
01/08/2007	21:55	22:42	320	320	18	01/08/2007	22:45	23:33

Stand	Type
156	REMOTE
161	REMOTE
166	REMOTE
171	REMOTE
176	REMOTE
181	REMOTE
127	BRIDGE
126	BRIDGE
151	REMOTE
120	BRIDGE
146	REMOTE
115	BRIDGE
413	REMOTE
111	BRIDGE

136	REMOTE
106	BRIDGE
131	REMOTE
104	BRIDGE
128	REMOTE
103	BRIDGE
196	REMOTE
201	REMOTE
206	REMOTE
600	REMOTE
214	REMOTE
216	REMOTE
366	REMOTE
362	REMOTE
356	REMOTE
352	REMOTE
346	REMOTE
342	REMOTE
602	REMOTE
601	REMOTE
326	REMOTE
230	REMOTE
560	REMOTE
235	BRIDGE
550	REMOTE
240	BRIDGE
291	REMOTE
245	BRIDGE
296	REMOTE
250	BRIDGE
301	REMOTE
255	BRIDGE
306	REMOTE
260	BRIDGE
311	REMOTE
265	BRIDGE
316	REMOTE
270	BRIDGE
321	REMOTE
275	BRIDGE
325	REMOTE
322	REMOTE
323	REMOTE
6	BRIDGE
56	REMOTE
11	BRIDGE

61	REMOTE
16	BRIDGE
21	BRIDGE
26	BRIDGE
76	REMOTE
31	BRIDGE
81	REMOTE
36	BRIDGE
86	REMOTE
41	BRIDGE
91	REMOTE
46	BRIDGE
96	REMOTE
51	BRIDGE
101	REMOTE