



HAL
open science

Combinatorics of permutreehedra and geometry of s-permutahedra

Daniel Tamayo Jiménez

► **To cite this version:**

Daniel Tamayo Jiménez. Combinatorics of permutreehedra and geometry of s-permutahedra. Combinatorics [math.CO]. Université Paris-Saclay, 2023. English. NNT : 2023UPASG066 . tel-04302406

HAL Id: tel-04302406

<https://theses.hal.science/tel-04302406v1>

Submitted on 23 Nov 2023

HAL is a multi-disciplinary open access archive for the deposit and dissemination of scientific research documents, whether they are published or not. The documents may come from teaching and research institutions in France or abroad, or from public or private research centers.

L'archive ouverte pluridisciplinaire **HAL**, est destinée au dépôt et à la diffusion de documents scientifiques de niveau recherche, publiés ou non, émanant des établissements d'enseignement et de recherche français ou étrangers, des laboratoires publics ou privés.

Combinatorics of Permutreehedra and Geometry of s -Permutahedra

*Combinatoire des permusylvèdres
et géométrie des s -permutaèdres*

Thèse de doctorat de l'université Paris-Saclay

École doctorale n°580:
Sciences et technologies de l'information et de la communication (STIC)
Spécialité de doctorat: Informatique mathématique
Graduate School: Informatique et sciences du numérique
Référent: Faculté des sciences d'Orsay

Thèse préparée dans l'unité de recherche **Laboratoire interdisciplinaire des sciences
du numérique (CNRS, Université Paris-Saclay)**, sous la direction de
Viviane PONS, Maîtresse de conférences et le coencadrement de
Vincent PILAUD, Directeur de recherche

Thèse soutenue à Paris-Saclay, le 17 Octobre 2023, par

Daniel TAMAYO JIMÉNEZ

Composition du jury

Membres du jury avec voix délibérative

Jean-Christophe NOVELLI Professeur, Université Paris-Est Marne-la-Vallée (IGM)	Président
Samuele GIRAUDO Professeur, Université du Québec à Montréal (LACIM)	Rapporteur & Examineur
Torsten MÜTZE Professeur assistant, University of Warwick	Rapporteur & Examineur
Nathalie AUBRUN Chargée de recherche, CNRS, Université Paris-Saclay (LISN)	Examinatrice
Mathilde BOUVEL Chargée de recherche, CNRS, Université de Lorraine (LORIA)	Examinatrice
Francisco SANTOS LEAL Professeur, Universidad de Cantabria	Examineur

Titre: Combinatoire des permusylvèdres et géométrie des s -permutaèdres

Mots clés: ordres partiels, combinatoire algébrique, géométrie discrète, polytopes, quotients de treillis, permutations.

Résumé: En combinatoire algébrique, les treillis sont des ensembles partiellement ordonnés qui possèdent à la fois des opérations inf et sup. L'ordre faible sur les permutations est un exemple classique d'un treillis qui possède une riche structure combinatoire. Cela en a fait un point de départ à partir duquel d'autres objets combinatoires ont été définis. Pour cette thèse, nous nous concentrons sur l'étude de deux familles différentes de treillis en relation avec l'ordre faible: les treillis des permutarbres et le s -ordre faible.

La première partie de la thèse concerne la théorie des quotients de treillis de l'ordre faible en s'appuyant sur le travail de N. Reading. On se concentre spécifiquement sur la famille des quotients des permutarbres de l'ordre faible. En les considérant comme des permutarbres, comme dans le travail de V. Pilaud et V. Pons, nous étendons la technologie des vecteurs de crochet des arbres binaires en définissant les vecteurs d'inversion et les vecteurs cubiques. Le vecteur d'inversion capture l'opération de meet de ces treillis tandis que le vecteur cubique permet de les réaliser géométriquement via un plongement cubique. En changeant de point de vue et en étudiant ces quotients à travers les éléments minimaux de leurs classes de congruence, nous utilisons la description de Coxeter de type A des permutations pour caractériser les per-

mutarbres avec l'aide d'automates. Ces automates capturent l'évitement de motifs ijk et/ou kij impliqués par ces quotients et nous permettent de définir des algorithmes qui généralisent le tri par pile. Dans le cas où le quotient correspond à un treillis cambrien, nous relierons nos automates au tri de Coxeter. Nous donnons quelques indications sur le même phénomène pour les groupes de Coxeter de types B et D.

La deuxième partie de cette thèse découle du travail de V. Pons et C. Ceballos qui ont défini le s -ordre faible sur les arbres s -décroissants où s est une séquence d'entiers positifs. Dans le cas de $s = (1, \dots, 1)$, cette définition récupère l'ordre faible. Dans leur premier article, les auteurs ont conjecturé que le s -permutaèdre pouvait être réalisé dans l'espace comme une subdivision polyédrale d'un zonotope. Nous donnons une réponse positive à leur conjecture lorsque s est une séquence d'entiers positifs en définissant un graphe dont leur polytope de flot nous permettent de récupérer le s -ordre faible. Nous utilisons des techniques de flots sur les graphes, de géométrie discrète et de géométrie tropicale pour obtenir des réalisations du s -permutaèdre avec différentes propriétés. Finalement, nous introduisons une opération sur les graphes pour décrire les permutarbres et leurs treillis à travers les polytopes de flot.

Title: Combinatorics of Permutreehedra and Geometry of s -Permutahedra

Keywords: partial orders, algebraic combinatorics, discrete geometry, polytopes, lattice quotients, permutations.

Abstract: In algebraic combinatorics, lattices are partially ordered sets which possess both meet and join operations. The weak order on permutations is a classical example of a lattice that has a rich combinatorial structure. This has made it a starting point from which other combinatorial objects have been defined. For this thesis, we focus on studying two different families of lattices in relation to the weak order: the permutree lattices and the s -weak order.

The first part of the thesis involves the theory of lattice quotients of the weak order building upon the work of N. Reading, specifically focusing on the family of permutree quotients of the weak order. Considering them as permutrees, as done by V. Pilaud and V. Pons, we extend the technology of bracket vectors from binary trees by defining inversion and cubic vectors. The inversion vector captures the meet operation of these lattices while the cubic vector helps realize them geometrically via a cubical embedding. Changing our point of view and studying these quotients through the minimal elements of their congruence classes, we use the Coxeter Type A description of permutations to characterize permutrees using automata. These

automata capture the pattern avoidance of the patterns ijk and/or kij implied by these quotients and allow us to define algorithms which generalize stack sorting. In the case where the quotient corresponds to a Cambrian lattice we relate our automata with Coxeter sorting. We give some insight about the same phenomenon for Coxeter groups of types B and D.

The second part of this thesis stems from the work of V. Pons and C. Ceballos who defined the s -weak order on s -decreasing trees where s is a sequence of non-negative integers. In the case of $s = (1, \dots, 1)$ this definition recovers the weak order. In their first article, the authors conjectured that the s -permutahedron could be realized in space as a polyhedral subdivision of a zonotope. We give a positive answer to their conjecture when s is a sequence of positive integers by defining a graph whose flow polytope allows us to recover the s -weak order. We use techniques from flows on graphs, discrete geometry, and tropical geometry to obtain realizations of the s -permutahedron with different properties. Finally, we introduce a graph operation to describe permutrees and their lattices through flow polytopes.

- ¿Sabe?, soy un extranjero.
 - Esta ciudad está llena de nosotros, ¿no? Yo mismo soy uno.
 - Buscando algo que falta. Echando de menos algo dejado atrás.
 - Quizá, con buena suerte, encontraremos lo que nos eludió en los lugares que una vez llamamos hogar.
-

The French Dispatch. Wes Anderson, 2021.

- I'm a foreigner, you know.
 - This city is full of us, isn't it? I'm one, myself.
 - Seeking something missing. Missing something left behind.
 - Maybe, with good luck, we'll find what eluded us in the places we once called home.
-

The French Dispatch. Wes Anderson, 2021.

- Vous savez, je suis un étranger.
 - Cette ville est pleine de nous, n'est-ce pas? Je suis un moi-même.
 - Cherchant quelque chose qui manque. Manquant quelque chose laissé derrière.
 - Peut-être, avec de la chance, nous trouverons ce que nous a échappé dans les endroits que nous avons appelés autrefois chez nous.
-

The French Dispatch. Wes Anderson, 2021.

Acknowledgements

Hi there! It has been quite a ride in which 4 years have passed since I left Colombia and started living on the other side of the Atlantic. It is incredible that this journey is coming to an end, time went too slow and too fast somehow. I have had the immense fortune of sharing these years with plenty of amazing people that gave this adventure much of its meaning and plenty of experiences that allowed me to grow and enjoy life more than I ever imagined. I dedicate this thesis to you all, for all your laughs, smiles, support, and hugs during these times. As tradition dictates, I'll try to find the impossible words to give my gratitude to you all as concisely as possible. To those that I forget: I'm terribly sorry, my spirit is willing, but my memory is weak! To those that think we shared more than what I will write: you are probably right, and we have then to repeat those times!

Firstly, I am most grateful to my advisors Viviane Pons and Vincent Pilaud for betting on me, helping me hop to a new continent, and providing all their support throughout all our mathematical discussions, administrative complications, and the professional and French culture teachings you gave me. Their dedication and passion to mathematics together with their humane spirit motivated me plenty during my time as a PhD student. It was an honor and I only wish I had done more. Thank you as well for your guidance and patience following all my questions, failures, and successes during our research.

Special thanks Samuele Giraudo and Torsten Mütze for having accepted taking on the immense task of being my thesis reviewers. It is thanks to them and their pinpoint accurate comments that my thesis is as you see it right now. I extend these thanks to Nathalie Aubrun, Mathilde Bouvel, Jean-Christophe Novelli, Francisco Santos Leal, and Florent Hivert for being part of my thesis jury and traveling all the way to far away lands of Gif-sur-Yvette. I am also incredibly grateful to Eva Philippe and Loïc Le Mogne that accepted to proofread previous versions of my thesis.

An infinite amount of thanks go to the power couple Balthazar Charles and Monica Garcia for all the friendship, crazy adventures, support, and fun of these 4 years. You made me feel welcome and understood throughout all this time in this unknown land. The PhD was certainly brighter thanks to you guys. In the same way, eternal thanks to the best flatmate Agustin Borgna, who shared a good portion of this journey with me. The colocation with you was something that transcended a shared space, it felt like home. Thank you for all the crazy and amazing times we had together and teaching me about cooking, music, myself (although I still think you are a lake), programming, bikes, and many other things. I'll remember the times with you and our friendship wherever I go. A colossal bunch of thanks to Katherine Morales who was by my side during all the process of preparing and writing this thesis. Your support, companionship, and love made these months a complete joy. I'm glad to have you by my side, to what we have shared, and for what is to come. Also, for the opacity trick.

From the bottom of my heart I thank my mother Luz Marina Jiménez that has been there since

Acknowledgements

the beginning of this journey and has always supported me with the same love no matter how far away I was from Bogotá. I always felt at home whenever we talked no matter the country I was in. Thank you for your wisdom, enthusiasm, and love. To my father Gerardo Tamayo whose memory guided and helped me in more than one occasion. Thank you both for everything. To my family and in particular to my brother Gerardo E. Tamayo and my aunts and uncles Myriam, Nina, and José Vicente Jiménez and Maria Ester, Chepe, and Javier Tamayo whose support, messages, and meetups in Colombia helped me not forget the warmth of a Colombian family. To Ricardo Ojeda for his delicious meals that remind me of Colombia and his joyful and wise personality.

Thanks to the many friends and colleagues I had the fortune to share with around the world. To Eva Phillipe for our friendship together with this last year of conferences, papers, talks, dancing, and all else, I'll miss those Tuesdays/Thursdays! To Doriann Albertin for his crazy and happy attitude and showing me all the fun to be had in France and even Colombia. To my little academic brother Loïc Le Mogne for the laughs and fun we had in all the countries we visited. To Hugo Mlodecki for all his invitations to plans, parties, and fun discussions about french life. To Justine Falque for her comradeship and friendship throughout our PhD, unemployed, and reconversion lives. To Chiara Mantovani for her joyous smiling personality and making our trip to Bertinoro and Forlímpompoli incredible! To Germain Poullot for his wise words, camaraderie, and patience with my stupid ideas. To Noémie Cartier for all our discussions and all the enriching stories/experiences you always shared with us. To Clément Cheneviere for being amazing all around and sharing his happy and curious spirit whenever present, it was a joy seeing you in all the events we crossed each other! To Nicolás Bitar, for bringing more latin life to our lab and his friendship.

To Jonathan Niño, Santiago Estupiñan, and Catalina Largacha for all your support from across the ocean and the video calls full of laughter, jokes, and care, it was a blast. Also thanks Jonathan for having shown me the joys of dancing and climbing 4 years ago, they were crucial for me during these years. To Carolina Benedetti for her support and advice while I prepared to leave Colombia for my internship and then my PhD in France. To David Jaramillo with whom we grew so much during our masters' years and prepared me for this experience. To Sylvi Hassan and Pierre Jeandenand for an incredible Colombian friendship in Paris and all the support and help you've given me these years, Paris would not have been the same without you. To David Cardozo for a friendship across time and space, I'm really happy to have found you again in Montreal. To Jose Bastidas for the full Montreal experience that made me fell in love with the city, the amazing parties we had together, and the critical eye he had when we discussed mathematics. To Carlo Buccisano and Paulo Soto for all the experiences we have shared living together this last year. Also thanks Carlo, Sofía Lopez, David Llerena, and Micaela Manosalvas for all the climbing, boardgames, and parties we had. To Juan Carlos Restrepo for all we recovered in Colombia. To Jerónimo Valencia, Danai Deligeorgaki, and Sergio Fernandez for all the crazy and stupid adventures we had during our conferences! I extend these thanks to Nicolás Cuervo, Sergio Cristancho, Jorge Olarte, Hans Schmedling, Simón Bolivar (Moncho), and all of my colleagues at I saw in ECCO and other conferences for making Colombia and Colombians still feel like home. I extend this extension to Ángela Mesa, Gloria Buriticá, Julián Chitiva, Juan Numpaque, and Maria Camila Archila for their Colombian friendship in Paris. To Elías Masquil and Nicolas Violante for reminding me how cool Uruguayan people are! To Alex De la Concha, Any Escobar, Majo Castellano, Quentin Desgrouilliers, Eli Zuñiga and François Rudelle for all the laughs, support, parties, and meals we have shared this last year.

To Rafael González D'León for his friendship, incredible mathematical optimism, and plenty of wisdom ever since that conference in Uruguay. To Martha Yip for her incredible drawings and what

Acknowledgements

was possibly the best research trip I'll do in my life. To Alejandro Morales for his heartwarming way of doing mathematics, support, and showing me the wonderful program of ipe allowing me to make this thesis' images! To Yannic Vargas and his amazing bibliographic memory, every single chat with you was enriching be it mathematical or not. To Cesar Ceballos and Jean-Philippe Labbé for their warm welcome and help in Germany and Austria at the start of my thesis. I'll never forget your generosity and support. To Cesar also thanks for his professional and personal wisdom and the Weissensee workshop. It was the most beautiful academic trip I could have imagined.

Special thanks to Taha Halal and Anis Ghaoui, I had a great time hanging out with you crazy people be it during CARaDOC or anytime after it! I'm grateful also to the rest of the CARaDOC crew and to the JDD 2020 crew, I'm glad I was part of the organization of these events with you all. Thanks as well to Julian Ritter, Jonas Sénizergues, Pierre Béaur and Valentin Dardilhac for all the laughs and good times in our lab. Also thanks to Philippe Houdbine, Victor, Aleix, Anna, Agustín, Caroline Lucas, Magin Ferrer, Dongho Lee, Dora Novak, Carlo and David together with the people of ScienceAccueil, those french classes were always a blast.

I want to thank Florent Hivert, Nicolas Thierry, Benjamin Hellouin, Nathalie Aubrun, François Pirot, Johanne Cohen, Yannis Manoussakis, and the rest of the GALaC team for making me feel welcome at the LRI/LISN and all the french training I had listening to and interacting with you all! I extend these thanks to the LIX team for all the seminars and cafés and the LIGM team for their seminars and FPSAC revisions which were always plenty of fun. Thanks as well to Christophe Hohlweg, François Bergeron, and the LACIM team for welcoming me during my stay in Montreal and many interesting discussions. I am grateful also to Florent, Nicolas, François, Adeline Pierrot, Joffroy Beauquier, and Nicole Bidoit under which I gave courses during my PhD and demi-ATER. I basically did a minor area in informatics during my time here thanks to them.

Thank you all. Although in the future I might not remember all of what I lived during these 4 years, I will remember I was happy.

Agradecimientos

Qué tal! Ha sido un viaje bien largo en el cual 4 años han pasado desde que salí de Colombia y empecé a vivir al otro lado del Atlántico. Me parece increíble que esta aventura esté llegando a su fin y que el tiempo haya pasado a la vez tan lento y tan rápido. Afortunadamente he tenido la inmensa oportunidad de compartir estos años con un montón de gente increíble que le dio a esta odisea mucho de su significado y a la vez, un montón de experiencias que me permitieron crecer y disfrutar la vida como nunca hubiera imaginado. Les dedico esta tesis a todos ustedes, por todas sus carcajadas, sonrisas, apoyo y abrazos durante estos tiempos. Como dicta la tradición, trataré de hacer lo imposible y encontrar las palabras para darles mi gratitud de la manera más concisa. A aquellos que olvido: ¡lo siento mucho, el espíritu está dispuesto, pero la memoria es débil! A aquellos que pensamos que compartimos y nos debemos más de lo que escribiré: les doy toda la razón, ¡y tendremos que repetir esos momentos entonces!

En primer lugar, estoy sumamente agradecido con mis asesores Viviane Pons y Vincent Pilaud por apostar por mí ayudándome a saltar a un nuevo continente y brindándome todo su apoyo a lo largo de nuestras discusiones matemáticas, complicaciones administrativas y enseñanzas profesionales y culturales sobre Francia. Su dedicación y pasión por las matemáticas junto con su espíritu humano me motivaron mucho durante mi tiempo como su estudiante. Fue un honor y solo desearía haber hecho más. Gracias también por su orientación y paciencia con todas mis preguntas, fracasos y éxitos durante nuestra investigación.

Estoy especialmente agradecido con Samuele Giraudo y Torsten Mütze por haber aceptado asumir la inmensa tarea de ser los revisores de mi tesis. Es gracias a ellos y sus comentarios precisos que pueden ver mi tesis tal cual como está ahora. Extiendo estos agradecimientos a Nathalie Aubrun, Mathilde Bouvel, Jean-Christophe Novelli, Francisco Santos Leal y Florent Hivert por haber formado parte de mi jurado de tesis y haber viajado hasta los confines lejanos de Gif-sur-Yvette. Estoy inmensamente agradecido con Eva Philippe y Loïc Le Mogne por haber leído y revisado versiones anteriores de mi tesis.

¡Un agradecimiento infinito a la poderosa pareja Balthazar Charles y Monica Garcia por toda la amistad, aventuras, apoyo y locuras que compartimos durante estos 4 años. Ustedes me hicieron sentir bienvenido y comprendido a lo largo de todo este tiempo en esta tierra desconocida. Sin lugar a dudas el doctorado fue más alegre gracias a ustedes. De la misma forma le doy gracias infinitas al mejor compañero de piso Agustín Borgna que compartió una buena parte de este camino conmigo. La colocación contigo fue algo que trascendió compartir un espacio, se sintió como un hogar. Gracias por todo el tiempo increíble lleno de experiencias que pasamos juntos y por enseñarme sobre cocina, música, yo mismo (aunque todavía creo que eres un lago), programación, bicicletas y muchas otras cosas. Recordaré los tiempos contigo y llevaré nuestra amistad a donde quiera que vaya. Le doy

Agradecimientos

una cantidad colosal de gracias a Katherine Morales que estuvo a mi lado durante todo el proceso de preparación y escritura de esta tesis. Su apoyo, alegría y amor hicieron que estos meses fueran una dicha completa. Me alegro de tenerte a mi lado, por lo compartido y por lo que vendrá! También, por el truco de la opacidad.

Del fondo de mi corazón le doy gracias a mi madre Luz Marina Jiménez que ha estado ahí desde el comienzo de este viaje y siempre me ha apoyado con el mismo amor sin importar cuán lejos yo estuviese de Bogotá. Siempre me sentí en casa cada vez que hablábamos sin importar el país en el que estuviera. Gracias por tu sabiduría, entusiasmo y amor. A mi padre Gerardo Tamayo cuya memoria me guió y ayudó en más de una ocasión. Gracias a ambos por todo. A mi familia y en particular a mi hermano Gerardo E. Tamayo y mis tías y tíos Myriam, Nina y José Vicente Jiménez y María Ester, Chepe y Javier Tamayo cuyo apoyo, mensajes y reuniones en Colombia me ayudaron a no olvidar el calor de una familia colombiana. A Ricardo Ojeda por sus comidas deliciosas que me recuerdan a Colombia y a su personalidad alegre y llena de sabiduría.

Gracias a los muchos amigos y colegas con los que tuve la fortuna de compartir alrededor del mundo! A Eva Phillipe por nuestra amistad y en particular este último año de conferencias, artículos, charlas, bailes y todo lo demás, ¡extrañaré esos martes/jueves! A Doriann Albertin por su personalidad loca y alegre y por mostrarme toda la diversión que se puede tener en Francia e incluso en Colombia. A mi hermano menor académico Loïc Le Mogne por las risas y la diversión que tuvimos en todos los países que visitamos. A Hugo Mlodecki por todas sus invitaciones a planes, fiestas y discusiones divertidas sobre la vida francesa. A Justine Falque por su camaradería y amistad a lo largo de nuestro doctorado, desempleo y ahora reconversión. A Chiara Mantovani por su personalidad alegre y sonriente y por hacer nuestro viaje a Bertinoro y Forlimpompoli increíble! A Germain Poullot por sus sabias palabras, camaradería y paciencia frente a mis ideas estúpidas. A Noémie Cartier por todas nuestras discusiones y todas las historias y experiencias enriquecedoras que siempre compartía con nosotros. A Clément Cheneviere por ser increíble en todo sentido y compartir su espíritu jovial y curioso siempre que estaba presente! Fue una alegría verte en todos los eventos en los que nos cruzamos. A Nicolás Bitar, por traer más vida latina a nuestro laboratorio y su amistad!

A Jonathan Niño, Santiago Estupiñan y Catalina Largacha por todo su apoyo desde el otro lado del océano y las videollamadas llenas de risas, chistes y cariño, fue increíble. También gracias Jonathan por haberme mostrado las alegrías del baile y la escalada hace 4 años, fueron cruciales para mí en esta odisea. A Carolina Benedetti por su apoyo y consejos mientras me preparaba para salir de Colombia para mi pasantía y luego mi doctorado en Francia. A David Jaramillo con a quien durante nuestro años de maestría crecimos tanto y me preparó para esta experiencia. A Sylvi Hassan y Pierre Jeandenand por una increíble amistad colombiana en París y todo el apoyo y ayuda que me han brindado estos años. París no hubiera sido lo mismo sin ustedes. A David Cardozo por una amistad a través del tiempo y el espacio, estoy muy feliz de haberte reencontrado en Montreal. A Jose Bastidas por la experiencia completa de Montreal que me hizo enamorarme de la ciudad, las increíbles fiestas que tuvimos juntos y el ojo crítico que tenía cuando discutíamos matemáticas! A Carlo Buccisano y Paulo Soto por todas las experiencias que compartimos viviendo juntos este último año. También gracias a Carlo, Sofía López, David Llerena y Micaela Manosalvas por toda la escalada, juegos de mesa y fiestas que compartimos. A Juan Carlos Restrepo por todo lo que recuperamos en Colombia. A Jerónimo Valencia, Danai Deligeorgaki y Sergio Fernández por todas las aventuras locas y estúpidas que tuvimos durante nuestras conferencias. Extiendo estos agradecimientos a Nicolás Cuervo, Sergio Cristancho, Jorge Olarte, Hans Schmedling, Simón Bolívar (Moncho) y todos mis colegas en ECCO y otras conferencias por hacer que Colombia y los colombianos todavía se sientan como un hogar.

Agradecimientos

Extiendo esta extensión a Ángela Mesa, Gloria Buriticá, Julián Chitiva, Juan Numpaque y María Camila Archila por su amistad colombiana en París. A Elías Masquil y Nicolás Violante por recordarme lo genial que es la gente Uruguaya! A Alex De la Concha, Any Escobar, Majo Castellano, Quentin Desgrouilliers, Eli Zuñiga y François Rudelle por todas las risas, apoyo, fiestas y comidas de este último año.

A Rafael González D'León por su amistad, su increíble optimismo matemático y tanta sabiduría que me impartió desde aquella conferencia en Uruguay. A Martha Yip por sus increíbles dibujos y lo que posiblemente sea el mejor viaje de investigación que haré en mi vida. A Alejandro Morales por su manera tan sensata y pura de hacer matemáticas, su apoyo y haberme mostrado el increíble programa ipe que me permitió hacer las imágenes de esta tesis! A Yannic Vargas y su increíble memoria bibliográfica, cada charla contigo matemática o no fue muy enriquecedora. A Cesar Ceballos y Jean-Philippe Labbé por su cálida bienvenida y ayuda en Alemania y Austria al comienzo de mi tesis. Nunca olvidaré su generosidad y apoyo. A Cesar gracias también por su sabiduría profesional y personal y el taller de Weissensee, fue el viaje académico más hermoso que pude haber imaginado.

Un agradecimiento especial a Taha Halal y Anis Ghaoui, ¡fue una locura parchar con ustedes ya sea durante CARaDOC o en cualquier momento después! También estoy agradecido con el resto del equipo de CARaDOC y con el equipo de JDD 2020, me alegra haber sido parte de la organización de estos eventos con todos ustedes. Gracias también a Julian Ritter, Jonas Sénizergues, Pierre Béaur y Valentin Dardilhac por todas las risas y buenos momentos en nuestro laboratorio. De igual forma gracias a Philippe Houdbine, Victor, Aleix, Anna, Agustín, Caroline Lucas, Magin Ferrer, Dongho Lee, Dora Novak, Carlo y David junto con la gente de ScienceAccueil, esas clases de francés siempre fueron espectaculares.

Quiero agradecerle a Florent Hivert, Nicolas Thierry, Benjamin Hellouin, Nathalie Aubrun, François Pirot, Johanne Cohen, Yannis Manoussakis y el resto del equipo GALaC por hacerme sentir bienvenido en el LRI/LISN y todo el entrenamiento en francés que tuve escuchando e interactuando con todos ustedes! Extiendo estos agradecimientos al equipo del LIX por todos los seminarios y cafés y al equipo del LIGM por sus seminarios y revisiones para FPSAC que siempre fueron muy entretenidas. Gracias también a Christophe Hohlweg, François Bergeron y el equipo de LACIM por recibirme durante mi estadía en Montreal y muchas discusiones interesantes. También estoy agradecido con Florent, Nicolas, François, Adeline Pierrot, Joffroy Beauquier y Nicole Bidoit bajo quienes di cursos durante mi doctorado y demi-ATER. Básicamente hice un área menor en informática durante mi tiempo aquí gracias a ellos.

Gracias a todos. Aunque en el futuro puede que no recuerde todo lo que viví durante estos 4 años, recordaré que fui feliz.

Contents

Introduction (English)	i
Introduction (Français)	xi
I Preliminaries	1
1 Combinatorics and Discrete Geometry	3
1.1 Partial Orders and Lattices	3
1.1.1 Partially Ordered Sets	3
1.1.2 Lattices	5
1.1.3 Lattice Congruences	7
1.2 Convex Geometry	8
1.2.1 Polytopes	9
1.2.2 Fans	12
1.2.3 Realizations	13
1.2.4 Complexes and Subdivisions	14
1.3 Automata Theory	17
2 Weak Order, Quotients, and Generalizations	21
2.1 Permutations	21
2.1.1 Combinatorics	21
2.1.2 Weak Order	23
2.1.3 Permutahedra	25
2.1.4 Cubical Embeddability	27
2.2 Binary Trees	28
2.2.1 Combinatorics	28
2.2.2 Tamari Lattice	29
2.2.3 Sylvester Congruence	31
2.2.4 Associahedra	32
2.2.5 Cubical Embeddability	32

2.3	Permutrees	34
2.3.1	Combinatorics	34
2.3.2	Permutree Lattices	37
2.3.3	Permutree Congruences	38
2.3.4	Permutreehedra	41
2.4	Finite Coxeter Groups	42
2.4.1	Weak Order	44
2.4.2	Type A	45
2.4.3	Type B	46
2.4.4	Type D	47
2.4.5	Automata	47
2.4.6	Coxeter Sorting	48
2.4.7	Permutree Perspectives	50
2.5	s -Decreasing Trees	51
2.5.1	s -Weak Order	51
2.5.2	Stirling s -Permutations	55

II Permutrees59

3	Inversion and Cubic Vectors for Permutrees	61
3.1	Inversion Vectors	61
3.2	Cubic Vectors	66
4	Permutree Sorting	71
4.1	Single Automata	71
4.1.1	Properties of $\mathbb{U}(j)$ and $\mathbb{D}(j)$	73
4.1.2	The Structure of Accepted Reduced Words of $\mathbb{U}(j)$ and $\mathbb{D}(j)$	76
4.1.3	Generating Trees	79
4.2	Multiple Automata	80
4.2.1	Multiplying Automata	82
4.2.2	The Structure of Accepted Reduced Words of $\mathbb{P}(j)$	84
4.2.3	Permutree Sorting	84
4.2.4	Generating Trees	86
4.3	Coxeter Sorting via Automata	86
4.4	Permutree Sorting other Infinite Families	91
4.4.1	Type B	91
4.4.2	Type D	92
4.4.3	Ideas and Perspectives	93

III	Flow Polytopes	97
5	Flow Polytopes and Tropical Geometry	99
5.1	Flows on Graphs	99
5.1.1	Graphs and Flows	99
5.1.2	Flow Polytopes	100
5.1.3	DKK Triangulations	104
5.1.4	Postnikov-Stanley Subdivisions	108
5.2	Tropical Geometry	109
5.2.1	Polyhedral Constructions	111
5.2.2	An Application of the Cayley Trick	114
6	Realizing the s-Permutahedron via Flow Polytopes	115
6.1	The Flow Polytope Realization	115
6.1.1	The 1-Skeleton of the s -Weak Order	120
6.1.2	Higher Faces of the s -Permutahedron	122
6.2	The Sum of Cubes Realization	124
6.3	The Tropical Realization	126
6.3.1	Coordinates for the s -Permutahedron	128
6.4	Enumerative Consequences	133
7	Recovering Permutrees with Flow Polytopes	137
7.1	M-Moves	137
7.2	Enumerating Integer \mathbf{d} -Flows in Bic_δ	140
7.3	Permutrees and Cliques of Bic_δ	143
7.4	Perspectives and Conjectures	146
	Bibliography	149
	Index	159

List of Figures

Introduction (English)	i
1 Thesis outline.	vii
Introduction (Français)	xi
2 Plan de la thèse.	xviii
I Preliminaries	3
1 Combinatorics and Discrete Geometry	3
1.1 A poset of integers as a chain, the poset of subsets of [3], and the divisors of 60.	4
1.2 A poset on [5] and its linear extensions.	5
1.3 A poset, a polygonal lattice, and a non-polygonal lattice.	6
1.4 Examples of congruences on polygonal lattices generated by an edge contraction.	8
1.5 A lattice with a congruence relation forcing through it.	9
1.6 The affine, conic, and convex hulls of a set of points.	10
1.7 A polytope in \mathbb{R}^2 with its \mathcal{V} -description and \mathcal{H} -description.	10
1.8 The Minkowski sum of two polytopes.	11
1.9 A polytope obtained by removing facets.	12
1.10 A polytope together with its normal fan.	13
1.11 The boolean lattice of [3] and one of its realizations.	14
1.12 A collection of combinatorially equivalent polytopes.	15
1.13 A non-pure polytopal complex and a pure polyhedral complex.	15
1.14 Two subdivisions of a point configuration and two subdivisions of a polytope.	16
1.15 The Minkowski cell in a mixed subdivision of a Minkowski sum.	17
1.16 The Cayley trick illustrated.	18
1.17 An automaton that recognizes words containing the pattern <i>abb</i>	18
1.18 Two automata and their product.	19

2	Weak Order, Quotients, and Generalizations	21
2.1	The table of $\pi = 41325$.	22
2.2	The weak orders \mathfrak{S}_2 , \mathfrak{S}_3 , and \mathfrak{S}_4 with edges $s_1 = (1\ 2)$, $s_1 = (2\ 3)$, and $s_3 = (3\ 4)$.	23
2.3	The left and right weak orders on \mathfrak{S}_4 .	24
2.4	The permutahedron Perm_4 .	25
2.5	Perm_3 with faces labeled with packed words and ordered partitions.	26
2.6	3 examples of Generalized permutahedra together with their normal fans.	27
2.7	The cubical embedding of Perm_4 .	27
2.8	A binary tree with its in-order labeling.	29
2.9	Rotation on binary trees.	29
2.10	The Tamari lattice for $n = 3$ and its corresponding bracket sets.	30
2.11	The meet of two binary trees.	30
2.12	The sylvester congruence and the Tamari lattice for $n = 4$.	31
2.13	A binary tree on 5 nodes and its corresponding $3ki$ -avoiding permutations as a congruence class.	32
2.14	The associahedron Assoc_4 .	33
2.15	The cubical embedding of Assoc_4 .	33
2.16	5 examples of δ -permutrees on 4 vertices.	35
2.17	The insertion algorithm of $\otimes\otimes\oplus\otimes\oplus\otimes\otimes$ -permutrees applied to the table of the permutation 5741326.	35
2.18	A $\oplus\otimes\otimes\oplus$ -permutree and its corresponding linear extensions.	36
2.19	The ij -rotations of δ -permutrees.	38
2.20	The poset of rotations of $\oplus\otimes\otimes\otimes$ -permutrees.	39
2.21	The fibers of all $\oplus \cdot \{\oplus, \otimes, \otimes, \otimes\}^2 \cdot \oplus$ -permutree congruences.	40
2.22	The permutreehedra $\text{PT}(\oplus\otimes\oplus\oplus)$ and $\text{PT}(\oplus\otimes\otimes\oplus)$.	41
2.23	The Coxeter graphs of all irreducible finite Coxeter groups.	42
2.24	The right weak order of the Coxeter groups $A_1 \times A_2$, I_5 , and B_3 .	44
2.25	A DFA recognizing the language of reduced words of $(\mathfrak{S}_3, \{s_1, s_2\})$.	47
2.26	A complete orientation of the Coxeter graph of B_4 and the lattice congruence it specifies.	48
2.27	A multi-orientation of the Coxeter graph of B_4 and the permutree congruence it specifies.	51
2.28	A $(0, 1, 0, 2)$ -decreasing tree and a $(1, 2, 1)$ -decreasing tree.	52
2.29	The $(1, 2, 2)$ -weak order on $(1, 2, 2)$ -decreasing trees.	53
2.30	The rotation of a $(1, 1, 2, 1, 3, 1, 2)$ -decreasing tree along an ascent.	54
2.31	A $(2, 1, 1, 2)$ -decreasing tree with vertices labeled via in-order.	55
2.32	The $(1, 2, 2)$ -weak order on Stirling $(1, 2, 2)$ -permutations.	56
II	Permutrees	61
3	Inversion and Cubic Vectors for Permutrees	61
3.1	The rotation lattice of $\oplus\otimes\otimes\otimes$ -permutrees with their respective inversion sets.	62

3.2	The construction of a $\otimes \otimes \otimes \otimes \otimes \otimes$ -permutree from an inversion vector.	63
3.3	The meet of two $\otimes \otimes \otimes \otimes$ -permutrees.	65
3.4	The rotation lattice of $\otimes \otimes \otimes$ -permutrees together with its geometric realizations using inversion vectors and cubic vectors.	66
3.5	The cubical realization \mathcal{C}_δ of several permutreehedra.	67
3.6	The construction of an extremal $\otimes \otimes \otimes \otimes \otimes \otimes$ -permutree.	69
4 Permutree Sorting		71
4.1	The automata $\mathbb{U}(j)$ and $\mathbb{D}(j)$ defined recursively.	72
4.2	The complete automata $\mathbb{U}(j)$ and $\mathbb{D}(j)$	72
4.3	Generating trees for the $(\{j\}, \emptyset)$ and $(\emptyset, \{j\})$ -permutree minimal permutations of \mathfrak{S}_4 , with priority order $s_1 \prec s_2 \prec s_3$	81
4.4	The automaton $\mathbb{P}(\{4\}, \{2\})$ and its skeleton, the automaton $\mathbb{P}(\{3\}, \{2\})$ and its skeleton, and the healthy states of the automaton $\mathbb{P}(\{2\}, \{4\})$	83
4.5	Generating trees for the (U, D) -permutree minimal permutations of \mathfrak{S}_4 , with priority order $s_1 \prec s_2 \prec s_3$	87
4.6	The automata $\mathbb{U}_B(j)$ and $\mathbb{D}_B(j)$ defined recursively.	91
4.7	The complete automata $\mathbb{U}_B(j)$ and $\mathbb{D}_B(j)$	92
4.8	The automata $\mathbb{U}_D(0)$ and $\mathbb{D}_D(0)$ in D_4	93
4.9	A single orientation of H_3 and a product of automata that recognizes the minimal elements.	95
III Flow Polytopes		99
5 Flow Polytopes and Tropical Geometry		99
5.1	The zigzag graph Zig_4 according to our notation and a pair of $(3, 1, 0, 1, -5)$ -flows on it.	100
5.2	A multiedged graph with a flow and its equivalent flow on a simple graph.	100
5.3	The graphs G whose respective flow polytopes $\mathcal{F}_G(\mathbf{i})$ are respectively integrally equivalent to Δ_4 , Cube_2 , $\text{CRY}(4)$, and $\mathcal{O}(P)$	101
5.4	A graph and its flow polytope with flow \mathbf{i}	102
5.5	The construction of the graph G^* whose flow polytope is the Cayley embedding of flow polytopes from G	104
5.6	A framed graph with a pair of coherent and conflicting routes.	105
5.7	All possible routes of a framed graph.	106
5.8	Two routes with a minimal conflict and their resolvents.	106
5.9	The basic reduction of flow polytopes.	109
5.10	The tropical hypersurfaces of several tropical polynomials.	110
5.11	The orthogonal projection of the facets of $\mathcal{D}(F)$ and $\mathcal{N}(F)$	111
5.12	The orthogonal projection of $\mathcal{D}(F)$ and the dual subdivision $\mathcal{S}(F)$	113

6	Realizing the s-Permutahedron via Flow Polytopes	115
6.1	The s -caracol $\text{Car}(s)$ and s -oruga $\text{Oru}(s)$ graphs.	115
6.2	The framed graphs $\text{Oru}((2, 3, 2, 2))$ and $\text{Oru}((1, 2, 1))$	116
6.3	An integer \mathbf{d} -flow of $\text{Oru}((1, 1, 2, 1, 3, 1, 2))$ and the insertion algorithm giving the corresponding Stirling s -permutation $w = 33725455716$	117
6.4	An integer \mathbf{d} -flow of $\text{Oru}((1, 1, 2, 1, 3, 1, 2))$ together with its $(1, 1, 2, 1, 3, 1, 2)$ -decreasing tree.	118
6.5	The route $R(5, 1, (1, 0, 1, 1))$ of $\text{Oru}((1, 1, 2, 1, 3, 1, 2))$ together with the framing orders \mathcal{I}_3 and \mathcal{O}_3	118
6.6	The maximal clique corresponding to the Stirling $(1, 2, 1)$ -permutation $w = 3221$	119
6.7	The dual realization of the $(1, 2, 1)$ -permutahedron with vertices indexed by s -decreasing trees, Stirling s -permutations, maximal cliques of routes, and integer flows.	121
6.8	$\text{Subdiv}\square(s)$ and its dual graph giving Perm_s for $s = (1, 2, 1)$	125
6.9	(a) Summands of the Minkowski cell corresponding to $w = 3221$ with their corresponding routes in the clique Δ_w . (b) Mixed subdivision of $2\square_2 + \square_1$ corresponding dually to the $(1, 2, 1)$ -permutahedron.	126
6.10	The possible cases of minimal conflict between routes.	127
6.11	Examples of the 1-skeleton of $\text{Perm}_s(h_\varepsilon)$ via its tropical realization.	129
6.12	$\text{Perm}_s(h_\varepsilon)$ with its maximal cells distanced.	130
7	Recovering Permutrees with Flow Polytopes	137
7.1	The oruga Oru_n , caracol Car_n , and mariposa Mar_n graphs.	137
7.2	The M-moves on Oru_n	138
7.3	All $\oplus \cdot \{\oplus, \otimes, \otimes, \otimes\}^2 \cdot \oplus$ -bicho graphs.	139
7.4	The route $R(6, 1, (1, 0, 1), 3, 0)$ of $\text{Bic}_{\oplus \otimes \oplus \oplus \oplus \oplus}$	140
7.5	An M-move applied on two routes of Oru_n	141
7.6	The construction of a $\oplus \otimes \oplus \otimes \oplus$ -permutree from an integer \mathbf{d} -flow on $\text{Bic}_{\oplus \otimes \oplus \oplus \oplus}$	142
7.7	The release and catching rules of the modified permutree insertion algorithm.	145
7.8	A $\oplus \otimes \otimes \otimes \oplus$ -permutree with edges labeled by its maximal clique of flows.	146
7.9	The rank 1 covering relations of the $\oplus \otimes \otimes \oplus$ -permutree rotation lattice with each permutree having edges labeled by their maximal clique of flows.	147

List of Tables

I	Preliminaries	3
2	Weak Order, Quotients, and Generalizations	21
2.1	The W -Catalan numbers.	50
II	Permutrees	61
4	Permutree Sorting	71
4.1	The $(\{2\}, \emptyset)$ -permutree sorting of 3421 and 4231.	79
4.2	The $(\{3\}, \{2\})$ -permutree sorting of 3214, 1324, and 1342.	85
4.3	The $(\{2\}, \{4\})$ -permutree sorting of 54213 and 15342.	85

Introduction

Context

This thesis finds its place in the domain of combinatorics, somewhere in the interplay between algebraic combinatorics and geometric combinatorics. That is, it relies on connections between families endowed with algebraic operations such as finite groups or partially ordered sets and structures from discrete geometry such as polytopes.

Combinatorics in it of itself is interested in taking discrete objects and studying patterns within them. Most classically, it can be seen as an area interested in counting objects and phenomena or conversely, finding an object or property that describes a sequence of numbers. As such, it pops up in many distinct areas of mathematics either as a principal or secondary actor. Appearances of combinatorics can be found in algebraic topology [FF46] [Koz08], number theory [TV06], and even theoretical and statistical physics [Tan20] [Rue69] just to mention a few. Due to its nature of studying discrete structures, combinatorics has found a strong connection with computer science. For example, the study on algorithms and their complexities or optimizations is inherently combinatorial. Reciprocally, many combinatorial results come from algorithmic analysis and computer exploration. More concretely, areas like integer programming and optimization, graph theory, and sorting algorithms find themselves using ideas from combinatorics and informatics symbiotically. Our work is no stranger to this, as much if not all of it, has been influenced on experiments implemented in the open source software SageMath [Sag23].

Weak Order

The combinatorial family at the very core of our work is that of *permutations*. These structures make part of some of the most simple objects in combinatorics. Namely, a permutation of size n is a way of taking n objects in order and rearranging them in a new order. As such, they can also be thought as bijections from $[n] := \{1, 2, \dots, n\}$ to itself. This point of view endows permutations with an algebraic structure where the multiplication of permutations is simply the composition of their corresponding bijections. This forms an algebraic structure called the *symmetric group* where each permutation is presented by a rearrangement of the numbers 1 through n . A quick way of distinguishing permutations is by verifying which pairs (i, j) have been inversed. Any pair that finds itself in this situation is said to be an *inversion*. The set of such pairs is called the *inversion set* of a permutation and defines a

way to give a partial order on permutations through the containment of their inversion sets. This is called the *weak order* on permutations [Bón22].

Adjacent permutations under the weak order can be expressed through the inversion of a single pair $(i, i + 1)$. We say that the permutations that correspond to these rearrangements are the *adjacent transpositions* of the weak order. This is a crucial step in showing that given two permutations within the weak order, it is always possible to find a unique maximal (resp. minimal) permutation that is smaller (resp. larger) than both of them. These operations turn the weak order from being a partially ordered set (i.e. a *poset*) into an algebraic structure called a *lattice* [GR63].

Each permutation σ of $[n]$ can be associated with the point $(\sigma(1), \dots, \sigma(n))$ in the space \mathbb{R}^n . If one takes the convex hull of this configuration of points, the resulting polytope is called the *permutahedron* whose properties reflect phenomena of the weak order [Sch11] [GG77]. For example, orienting the permutahedron in a particular direction, the directed graph consisting on its *1-skeleton* (i.e. vertices and edges) corresponds precisely with the order described by the weak order. Moreover, this process of obtaining the permutahedron shows that its faces are indexed by the ordered partitions of $[n]$. Another geometrical way of presenting the permutahedron and the weak order structure is by partitioning the inversion sets of permutations via the smallest element that was inverted and taking the cardinalities of these sets. The resulting structure is an *embedding* of the permutahedron onto a cube [BF71] [RR02].

Tamari Lattice

Another family of combinatorial objects from which much of our work is based on are *binary trees*. These consist of rooted trees where each node can be said to have one parent and two children. Binary trees are counted by one, if not the most prolific sequence of numbers, called the *Catalan numbers* [OEI23, A000108], and thus are in bijection with a myriad of combinatorial objects [Sta15].

Given a binary tree with n nodes, we can label its vertices via an anti-clockwise walk on the graph by labeling with i the i -th vertex that we visit for a second time in our traversal. This is called the *inorder* of binary trees and the resulting labeling has the characteristic that for any vertex, its label is greater than the labels in its left subtree and smaller than the labels in its right subtree. This allows us to define the *rotation* of an edge $i \rightarrow j$ to an edge $j \rightarrow i$ where the structure of the subtrees below i and j is maintained. Rotations are a classical operation used for balancing binary search trees (i.e. making their height as small as possible) to obtain efficient sorting algorithms [AL62]. These rotations define an order on all binary trees called the *Tamari lattice* [Tam62].

To get a geometrical structure out of binary trees, one needs to consider vectors where each coordinate i is the product of the number of leaves in the left subtree times the leaves in the right subtree for a vertex labeled i . The resulting convex hull of these vertices is called the *associahedron* [Lod04] and its faces are indexed by Schröder trees [Sta11]. As before, orienting the associahedron in a particular direction lets us find the Tamari lattice through its 1-skeleton. At this point a relation between binary trees and permutations starts to appear as the associahedron is a *removahedron*. That is, the associahedron can be obtained simply by removing certain facets of the permutahedron [SS93]. As with permutations, changing the coordinates corresponding to binary trees to quantities derived from which and how many rotations it has endured, one obtains a new set of vectors called *bracket vectors*. These vectors allow for a constructive proof for the lattice property of the Tamari lattice [HT72] and also a

cubical embedding of the associahedron [Knu93]. These techniques have seen use in generalizations and structures related to the Tamari lattice [CPS20] [Com21] [FMN21] [Com22] [CG22] [PP23].

Still, a more direct relation between binary trees and permutations can be found through the insertion algorithm of [Ton97] [HNT05]. As such, the fibers of binary trees under this algorithm are intervals of permutations whose minimal elements avoids the pattern 312. These fibers coincide with the fibers of the Stack-sorting algorithm [Knu73] and form a congruence relation in the weak order that respects the operations of meets and joins. Such congruences receive the name of *lattice congruences* and in this case lead to the Tamari lattice being found as the order induced by the minimal permutations in these fibers. This lattice congruence is known as the *sylvester congruence*.

Permutrees

The combinatorial family that motivates this thesis and that we study from different perspectives is that of *permutrees* [PP18]. This family is general enough to encode permutations, binary trees, *Cambrian trees* [LP13] [CP17], and binary sequences while still defining new types of trees. A permutree consists of an unrooted directed tree with labeled nodes in $[n]$ where each node can be said to have one or two parents and one or two children while each label of a vertex satisfies a relation similar to the one of binary trees via the inorder. As such, permutrees are characterized by how many parents and children each node has which is called the *decoration* of the node. As the vertices are labeled, this groups permutrees into δ -permutrees where δ is a vector of decorations.

In a similar vein to [HNT05], the insertion algorithm of [PP18] gives a surjection from permutations onto δ -permutrees for each possible decoration. These fibers describe a lattice congruence called the *δ -permutree congruence*. The fibers of δ -permutrees under this algorithm are intervals of permutations whose minimal element avoids the pattern kij and/or jki for each $j \in \{2, \dots, n-1\}$ and $1 \leq i < j < k \leq n$ depending on the decoration δ_j .

Like for binary trees, δ -permutrees have rotations that change their local structure at the level of a single edge while maintaining the rest of the tree intact. These rotations define the δ -permutree rotation posets. These posets are actually shown to be lattices in [PP18], but the proof uses lattice quotients to show that this poset is a sublattice of the weak order. In general, they are called *δ -permutree lattices* and generalize the type A Cambrian lattices of [Rea06].

No matter the decoration, permutrees can be assigned to a vector whose coordinates correspond to a manipulation of the number of nodes at their right and left subtrees. This gives rise to a polytope called the *δ -permutreehedron*. Orienting these polytopes in a particular direction recovers their corresponding δ -permutree lattice. Although δ -permutrees and their permutree congruences may be different, for certain subsets of decorations their lattices are isomorphic and for others their permutreehedra are combinatorially equivalent.

Coxeter Groups

Our ideas of permutations and the weak order are only but a part of a bigger scheme which is described by *Coxeter groups*. Introduced in [Cox34] and later completely classified for the finite case in [Cox35], Coxeter groups describe groups generated by *simple reflections* coming from hyperplane

arrangements [Hum90]. As such, elements are sequences of simple reflections called *words* and reflections correspond to *inversions*. Said inversions form inversion sets which in turn define the *weak order* of a Coxeter group. Thus, the permutations are just a particular case of a Coxeter group called Coxeter groups of type *A*. Similar combinatorial families can be found for other types such as *signed permutations* and *even signed permutations* for Coxeter groups of types *B* and *D* respectively [BB06]. Other groups do not have such combinatorial descriptions to our knowledge. Still, the nature of Coxeter groups allows for them to be studied via algebraic, geometric, combinatorial or language theoretic means. This has lead for properties of the language of reduced words in Coxeter groups being described via automata [BH93] [HNW16].

Going further than generalizing permutations and their properties, the context of Coxeter groups gives a broader space in which lattice congruences can be defined. This was done considering Coxeter groups as the poset of regions of hyperplane arrangements in [Rea04]. Afterwards, the concept of *c-sorting* (also known as *Coxeter sorting*) was introduced in [Rea07a] giving *c-sortable elements* which were shown in [Rea07b] to be the minimal elements of *Cambrian congruences*. These results were unified for all finite of Coxeter groups regardless of type in [RS11] and then compended in [Rea12]. In this situation the sylvester congruence is a Cambrian congruence in type *A* and its *c-sortable elements* coincide with the stack-sortable permutations. Moreover, all Cambrian congruences of type *A* are permutree congruences.

s-Weak Order

Other possible generalizations of the weak order come from taking multipermutations instead of permutations. That is, given a sequence of positive integers $r = (r_1, \dots, r_n)$ an *r-permutation* is a rearrangement of the word $1^{r_1} \dots n^{r_n}$ where i^{r_i} is the repetition of the letter i a total of r_i times. Coming from a geometrical setting in [RR02], they were used to describe embeddings of the *combinohedron* which was known to come from a lattice structure called the *multinomial lattice* [BB94]. Independently in a more algebraic setting, the case where all $r_i = m$ for an $m \geq 1$ was introduced in [NT20] to study the *m-sylvester congruence*. Renaming r as k , *k-permutations* that avoid the pattern 121 are called *k-Stirling permutations*. These permutations have seen ample interest and many of their properties have been determined through their statistics and bijections with other combinatorial families [Par94a] [Par94b] [Par94c] [KP11] [JKP11] [RW15] [Gon19].

Still, apart from all these constructions there is a more recent one linked to them that we are interested in, that is, the *s-weak order* [CP19] [CP23]. Taking a weak composition $s = (s_1, \dots, s_n)$ (i.e. $s_i \in \mathbb{Z}_{\geq 0}$), *s-decreasing trees* consist of labeled rooted trees with n nodes such that each node has exactly one parent and $s_i + 1$ children and all descendants have smaller labels. These trees have *inversions* defined from the relative position between nodes. As before, these inversions define an order on *s-decreasing trees* called the *s-weak order* which is shown constructively to be a lattice and have a geometrical structure called the *s-permutahedron*. Moreover, there is an underlying order called the *s-Tamari lattice* with a geometrical counterpart called the *s-associahedron*. These correspond to the ν -*Tamari lattice* of [PV17] and ν -*associahedron* of [CPS19] for certain values of ν . Whenever s is a composition, *s-decreasing trees* are in bijection with *s-Stirling permutations*, that is, *s-permutations* avoiding the pattern 121. The *s-weak order* coincides with the weak order of permutations when $s_i = 1$

for all coordinates of s and with the *metasyvester lattice* of [Pon15] when $s_i = m$ with $m \geq 1$ for all coordinates of s .

Flow Polytopes

A family of polytopes that we consider for a good part of our work because of their versatility is that of flow polytopes. They come from a loopless directed graph where each vertex is equipped with an integer that denotes the *netflow* passing through it. That is, the difference between the incoming and the outgoing flow determined respectively by the incoming and outgoing edges of each vertex must equal this netflow. This limits the possible *flows* that can be assigned to the edges of the graph while being coherent with the netflow. Taking flows as points in the space of edges of the graph forms a polytope called the *flow polytope*. As flows and netflows are models of networks, flow polytopes have seen ample use in optimization problems. As such, there has been much research on the combinatorics of these polytopes [RH70] [FRD71] [GS78a] [Hi103] [MM19] [GHMY21]. In particular, the *normalized volume* of the flow polytope decomposes nicely using the *Kostant partition formula* via the *Baldoni–Vergne–Lidskii formulas* [BV08]. This has given new identities showing of many known numbers via product decompositions as exemplified in [BGH⁺19].

We are interested in flow polytopes specially because of their possible subdivisions. In particular, endowing each vertex of a graph with independent total orders for their incoming edges and outgoing edges (i.e. a *framing*), the cliques of coherent routes of the graph give us a triangulation of the flow polytope when the netflow is $\mathbf{i} := (1, 0, \dots, 0, -1)$. This triangulation is called the *DKK triangulation* and comes equipped with a height function that makes it regular [DKK12]. Another possible subdivision consists on taking a series of *reductions* on the graph which translate as cutting the flow polytope into smaller pieces that are combinatorially equivalent to other flow polytopes. This process gives the *Postnikov–Stanley subdivision* [Pos14] [Sta00]. The usefulness of these two subdivisions comes from the fact that when the graph is framed, *framed Postnikov–Stanley subdivisions* become DKK triangulations [MMS19]. This gives a bijection between simplices of the DKK triangulation of netflow \mathbf{i} and integer points in the flow polytope of netflow \mathbf{d} where \mathbf{d}_i is the shifted indegree of the i -th vertex. This bijection between two different flow polytopes has allowed for the recovering of certain posets as the dual of the interior faces of the DKK triangulation such the ν -Tamari lattice and principal order ideals of Young’s lattice [vGMY23].

Tropical Geometry

Tropical geometry comes from changing the usual operations of sums and multiplications respectively for minima and sums and the inclusion of infinity as an element [Jos21]. Although it has interesting links with economics [Shi15] and mechanism design [CT18], we are more interested in how it relates with classical discrete geometry. The change of operations and base set allows for new definitions of geometrical structures such as *tropical polynomials*, *tropical hypersurfaces*, and *tropical varieties*. These objects have been studied in their own right and have also shown to have strong connections with convex geometry [Jos17]. For example, all *point configurations* are in correspondence with tropical polynomials. Also, classical techniques from discrete geometry like the Cayley trick [Stu94] [HRS00] [DRS10]

have seen repeated uses in the tropical context [DS04] [FR15] [Jen16] [JL16] [MS21].

Contributions

With the given context this thesis finds itself as a part of a bigger project that aims to answer the following question. Can we study permutree congruences in all Coxeter types? Although we do not give a complete answer to this question, we give three new points of view from which type A permutrees can be studied together with other linked results we achieved using some of these tools for the s -weak order. These contributions are contained in the following articles.

- D. Tamayo Jiménez. Inversion and Cubic Vectors for Permutrees, 2023. arXiv:2308.05099, where we gave a direct constructive proof of the lattice property of permutree rotation lattices and a cubical embedding of permutreehedra.
- V. Pilaud, V. Pons, and D. Tamayo Jiménez. Permutree Sorting. Algebraic Combinatorics, 6(1):53–74, 2023, where we characterized minimal elements of the permutree classes in type A through their reduced words using automata and found leads for other Coxeter types (B and D).
- R.S. González D’León, A.H. Morales, E. Philippe, D. Tamayo Jiménez, and M. Yip. Realizing the s -Permutahedron via Flow Polytopes, 2023. arXiv:2307.03474, where we gave a positive answer to a conjecture of Ceballos and Pons on the geometric realization of the s -weak order (when s has no zeros) using polytopal subdivisions of flow polytopes, sums of hypercubes, and tropical geometry.
- R.S. González D’León, A.H. Morales, E. Philippe, D. Tamayo Jiménez, and M. Yip. Flow Polytopes and Permutree Lattice Quotients of the s -Weak Order. In preparation, 2023+, where we found a description of permutrees and their rotation lattices using subdivisions of flow polytopes.

The first three works have been presented in several international workshops, seminars, and conferences either as posters or presentations. The work in these articles uses ideas from the bracket vectors of binary trees, the language theoretic approach to Coxeter groups together with automata, and the combinatorics of flow polytopes supported by tropical geometry.

Thesis Outline

The work presented in this thesis is divided into three parts. Part **I** describes the main combinatorial actors and the permutree problematic at the core of our work. Afterwards, Part **II** presents two of our answers to this problematic in Chapters 3 and 4. Finally, Part **III** deals with the use of Flow Polytopes in our context. Our contributions in this part are contained in Chapters 6 and 7. Figure 1 shows the dependencies between the contents of the thesis and describes the recommended reading

order. The reader is invited to skip Chapters 1, 2, and/or 5, if they are already familiar with the corresponding material. We have tried to make this thesis as self-contained as possible and thus the only real requirement to read it is knowledge of linear algebra. Experience with discrete geometry is not required but strongly recommended for intuition purposes. Still, throughout our work we have been invested on producing useful figures to better transmit our ideas, results, and in general, points of view from which we have approached the problems we have studied. We hope they aid the reader in times of need.

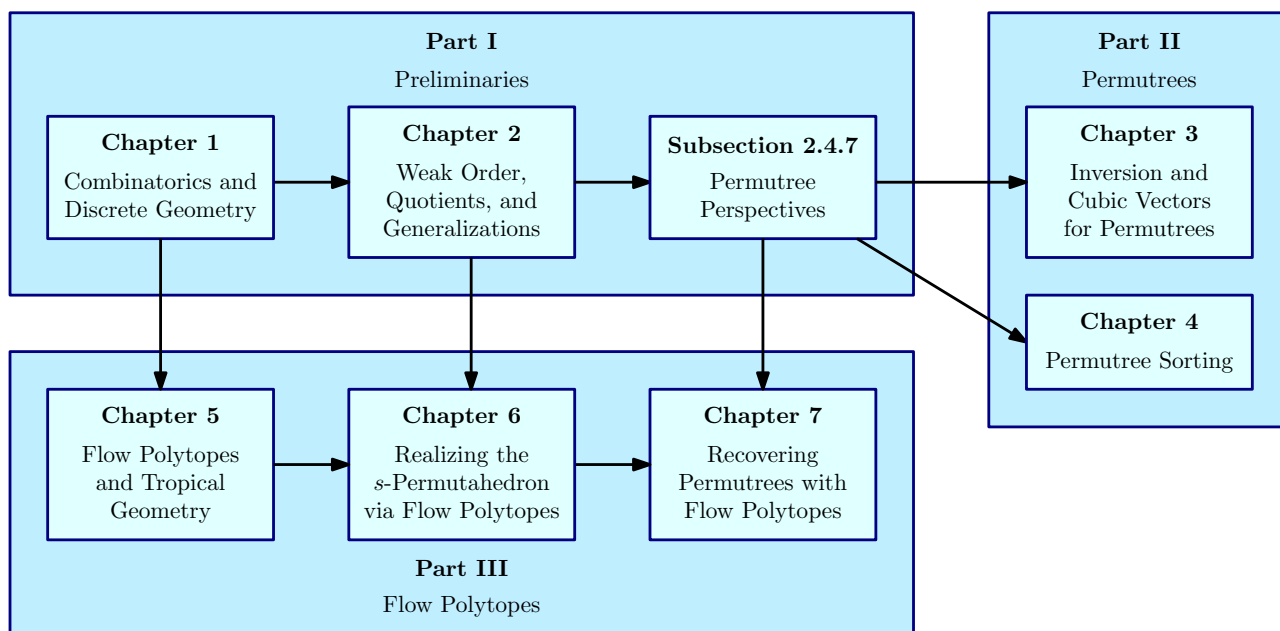


Figure 1 – Thesis outline.

Preliminaries

Part I is formed by two chapters introducing in different generality the main combinatorial concepts we use. Chapter 1 introduces first the concepts of *partial orders*, *lattices*, and *lattice congruences* which are at the core of all parts of our work. Afterwards, we describe the bases of convex geometry including *polytopes*, *fans*, *complexes*, and several classical operations and techniques involving them. Lastly we recall the bases of *automata theory* and its capability of recognizing patterns in words. The convex geometry and automata theory setting gives us an advantageous point of view for the problems we tackle in the thesis. In Chapter 2 we present first the *weak order on permutations* together with *binary trees* and *permutrees* while describing their similarities in terms of combinatorics, orders, polytopes, and how they relate to each other through lattice congruences. Afterwards, we recall the generalizations of the weak order onto the *weak order of Coxeter groups* and the *s -weak order*. The generalization to Coxeter groups helps us describe the core problematic of this thesis which revolves around finding new combinatorial families through which we can study permutrees and their lattices (Perspective 2.4.55).

Permutrees

In Part II we provide two answers to Perspective 2.4.55. The first, presented in Chapter 3 is based on the article [Tam23] and consists of two generalizations of the bracket vectors of binary trees to permutrees. We begin by defining *inversion sets* for a permutree together with how they can be partitioned to give *inversion vectors*. Like inversion sets for permutations, we characterize these sets in terms of transitivity, cotransitivity, and two additional conditions depending on the permutree decoration at hand (Lemma 3.1.3). Following the steps of [HT72] with binary trees, we show that the permutree rotation order can be interpreted via the inclusion of inversion sets (Lemma 3.1.6) and that the intersection of these sets together with a special condition defines a meet operation on the poset of permutrees (Theorem 3.1.7). This allows us to recover in a constructive manner the result of [PP18] about the rotation order on permutrees having a lattice structure (Corollary 3.1.11). Afterwards, we define *cubic sets* and *cubic vectors* for permutrees. This allows us to generalize the cubic embeddings of the permutahedron given in [BF71] and [RR02] and the associahedron as in [Knu93] for any permutreehedron (Theorem 3.2.9).

The second answer given in Chapter 4 comes from the article [PPT23] where we characterize minimal elements of the permutree congruence classes using finite state automata that read reduced words. We start considering the case where the permutree decoration is given by a single oriented edge of the Coxeter diagram of type A. In such setting we define the automata $\mathbb{U}(j)$ and $\mathbb{D}(j)$ that read reduced words corresponding to permutations. These automata are relevant to our permutree setting because the property of a permutation having a reduced word accepted by them is shown to be equivalent to the pattern avoidance characterized by permutrees (Theorem 4.1.14). After having this result, we devise an algorithm such that given a permutation, it returns a reduced word accepted by the automaton at play (Algorithm 1). We show that the property of this reduced word being a reduced word of the original permutation is equivalent to the permutation being minimal in its permutree congruence class (Corollary 4.1.22). We also present how the set of accepted reduced words generates a tree structure within the Hasse diagram of the weak order (Theorem 4.1.24).

Passing from the single orientations, we move on to the case where any edge of the Coxeter diagram can have at most one orientation. In this situation we devise the automaton $\mathbb{P}(U, D)$ as the intersection of our previous automata and through it, we extend our previous results to this larger case of permutree congruences. That is, a reduced word being accepted by this automaton is shown to be equivalent to the corresponding permutation avoiding the patterns dictated by the permutree congruence (Corollary 4.2.4). We define an algorithm (Algorithm 2) transforming a permutation to a reduced word with the property that the fact of the reduced word describes the permutation if and only if the permutation is minimal in its permutree congruence class (Theorem 4.2.12). It is also shown that the set of accepted reduced words generates a tree structure within the Hasse diagram of the weak order (Theorem 4.2.13).

With these results at hand, we study the maximal case where all the orientations of the Coxeter diagram have exactly one orientation. As this case coincides with the Cambrian congruences, we show that the event of a permutation being minimal in its permutree congruence class (or any of its equivalent events with pattern avoidance or acceptance in $\mathbb{P}(U, D)$) is equivalent to that permutation being Coxeter sortable and that the corresponding c -sorting word is accepted by $\mathbb{P}(U, D)$ (Theorem 4.3.3).

Finally, we propose a set of automata that have been checked computationally to characterize permutree minimal elements for Coxeter groups of types B and D . In type B our proposal covers all possible ranks while in type D it covers only up to certain cases of $n = 5$. Based on the definition of c -singletons from [HLT11], we support our proposal by defining δ -singletons, δ -accepters, δ -maccrs (minimal accepters), and δ -smaccrs (shortest minimal accepters) which we conjecture allow with slight modifications for the definition of automata in any finite Coxeter group (Conjecture 4.4.5). We also present Conjectures 4.4.4 and 4.4.6 about the relation between maccrs and smaccrs together with computational evidence and examples in types D and H .

Flow Polytopes

Part III is dedicated to describe how triangulations of flow polytopes can realize distinct families of posets as 1-skeleta of simplicial complexes and how this can be used in our context together with other polytopal techniques. Chapter 5 gives the necessary background on flow polytopes including the definitions of *flows*, *flow polytopes*, the *Baldoni–Vergne–Lidskii formulas* for their volume, and *Kostant partition function*. We recall the constructions of the *Danilov–Karzanov–Koshevoy triangulations* and *Postnikov–Stanley subdivisions* together with their relations when the PS subdivisions are framed. For DKK triangulations we refine Proposition 5.1.31 from [DKK12] that states a sufficient condition on routes for a height function to be admissible for the triangulation. We define the *resolvent* for a conflict between two routes and introduce the concept of *minimal conflicts*. This allows us to turn Proposition 5.1.31 into a necessary and sufficient condition (Lemma 5.1.33) and then relax the necessary condition while keeping the if and only if (Lemma 5.1.34). Afterwards, we present the basic definitions of tropical geometry we require by concentrating ourselves in the geometrical constructions of *tropical surfaces*, *domes*, *Newton polytopes*, and *dual subdivisions* on point configurations. This chapter finishes with a note about how taking several point configurations, doing their *Cayley embedding*, and applying *the Cayley trick* relates their corresponding tropical constructions (Proposition 5.2.14). While most of this background comes from [Jos21], we refine Proposition 5.2.11 that relates these definitions and defines a dimension reversing bijection between cells of tropical hypersurfaces and cells of dual subdivisions. We do this by showing that this bijection restricts to the bounded cells of the tropical hypersurface and the interior cells of the dual subdivision (Lemma 5.2.12).

Chapter 6 is based completely on the article [GMP⁺23a] and focuses on answering Conjecture 2.5.12 of realizing the s -permutahedron as a polyhedral subdivision of a polytope combinatorially isomorphic to a zonotope for the case when s has no zeros. For this we define two framed graphs called the *oruga graph* Oru_n and the *s -oruga graph* $\text{Oru}(s)$. We prove that for the shifted indegree netflow \mathbf{d} , the integer \mathbf{d} -flows in $\text{Oru}(s)$ are in bijection with s -Stirling permutations (Theorem 6.1.4) and even in the case when s contains zeros, in bijection with s -decreasing trees (Remark 6.1.6). Continuing with s being a composition, after using the bijection between integer \mathbf{d} -flows of $\text{Oru}(s)$ and maximal simplices in the DKK triangulation of the flow polytope of $\mathcal{F}_{\text{Oru}(s)}(\mathbf{i})$ with the basic netflow $\mathbf{i} := (1, 0, \dots, 0, -1)$ from [MMS19], we show that these maximal simplices are in bijection with Stirling s -permutations (Lemma 6.1.10) and that their adjacency encodes the 1-skeleton of the s -weak order (Theorem 6.1.11). From here, we define a simplex associated to a face of the s -permutahedron and show that this mapping defines an inclusion reversing isomorphism between the faces of the s -permutahedron and simplices

of the DKK triangulation of the flow polytope $\mathcal{F}_{\text{Oru}(s)}(\mathbf{i})$ (Corollary 6.1.21). This realizes the s -permutahedron as a high dimensional polytope so to reduce its dimension we use *the Cayley trick* as described in [San05] to obtain an inclusion reversing bijection between the s -permutahedron and the interior cells of a mixed subdivision of a sum of hypercubes of varying dimension (Theorem 6.2.4). This realization has the desired dimension of the conjecture (Remark 6.2.5) but lacks explicit coordinates. To mend this we use the DKK formula to obtain an explicit a height function on the routes on $\text{Oru}(s)$ (Lemma 6.3.1). Consequently, we prove that there is an arrangement of tropical hypersurfaces whose tropical dual is the mixed subdivision of hypercubes we obtain from applying the Cayley trick to $\text{Oru}(s)$ (Theorem 6.3.4). This allows us to obtain the s -permutahedron through the polyhedral complex of bounded cells of this tropical arrangement (Theorem 6.3.6). As immediate consequences we describe several properties of this realization including its vertices (Theorem 6.3.8), containing hyperplane (Corollary 6.3.9), edge directions showing that it is a generalized permutahedron (Theorem 6.3.10), supporting vertices and hyperplanes (Lemma 6.3.12), and the fact that it is indeed the translation of a zonotope that is isomorphic to a permutahedron (Theorem 6.3.15). The chapter finishes with certain results and remarks on how the enumeration techniques in flow polytopes decompose the number of s -combinatorial objects (Corollary 6.4.1).

Finally, in Chapter 7 we use the flow polytope techniques to give a third answer to Perspective 2.4.55 for type A permutrees. This answer consists on the description of permutree rotation lattices through DKK triangulations of flow polytopes. We begin by defining *M-moves* on Oru_n which create new framed graphs called the *δ -bicho graphs* Bic_δ according to the permutree decoration at play. Among them, we have our *oruga graph* Oru_n , the *caracol graph* Car_n of [BGH⁺19], and a new *mariposa graph* Mar_n (Remark 7.1.3). We show that integer \mathbf{d} -flows in Bic_δ and δ -permutrees have the same cardinalities (Theorem 7.2.6) and that the refinement order on permutree decorations determines the structure of maximal cliques of coherent routes between distinct δ -bicho graphs (Lemma 7.3.4). With this in hand we prove that the simplices of the DKK triangulation of Bic_δ are in bijection with δ -permutrees (Theorem 7.3.5) and that the permutree rotation lattice is encoded by the adjacencies of the simplices in the DKK triangulation (Corollary 7.3.7).

Conjectures and Perspectives

Throughout the work of this thesis we made extensive use of the open source software SageMath [Sag23] for implementations and computations on the combinatorial objects we studied. This allowed us to obtain an intuition around the problems we worked on and define concretely our results. In particular, we found computational evidence for several combinatorial phenomena that we leave here as Conjectures 4.4.4, 4.4.5, 4.4.6, 7.4.1, and 7.4.2.

In a more general way, we also present several directions for future work that we could take following the problematics treated in this thesis. For some of them we have partial results or a strong intuition while others just state the natural next step to follow. We give them in Perspectives 2.4.55, 4.3.10, 6.4.5, 6.4.6, 6.4.7, 7.4.4, 7.4.5, 7.4.6, 7.4.7, and 7.4.8.

Introduction

Contexte

Ce mémoire se trouve dans le domaine de la combinatoire, à l'intersection de la combinatoire algébrique et la combinatoire géométrique. Autrement dit, il repose sur les connexions entre familles dotées d'opérations algébriques comme les groupes finis et les ensembles partiellement ordonnés, et des structures de la géométrie discrète comme les polytopes.

La combinatoire s'intéresse à prendre des objets discrets et à étudier leurs motifs. De manière classique, on peut la considérer comme un domaine qui s'intéresse au comptage d'objets et de phénomènes, ou inversement, à la recherche d'un objet ou d'une propriété qui décrit une séquence de nombres. Par nature, la combinatoire apparaît dans nombreuses branches des mathématiques, que ce soit en tant qu'acteur principal ou secondaire. Des applications de la combinatoire peuvent être trouvées en topologie algébrique [FF46] [Koz08], en théorie des nombres [TV06] et même en physique théorique et statistique [Tan20] [Rue69]. Comme elle étudie des structures discrètes, la combinatoire a établi une forte connexion avec l'informatique. Par exemple, l'étude des algorithmes, leurs complexités et optimisations est intrinsèquement combinatoire. Réciproquement, de nombreux résultats combinatoires proviennent de l'analyse algorithmique et de l'exploration informatique. Plus concrètement, des domaines tels que l'optimisation linéaire en nombres entiers, la théorie des graphes et les algorithmes de tri font appel de manière symbiotique aux idées provenant de la combinatoire et de l'informatique. Notre travail n'échappe pas à cette réalité, car la majeure partie, voire la totalité de nos idées, ont été influencée par des expériences faites dans le logiciel libre SageMath [Sag23].

Ordre faible

La famille combinatoire au cœur de notre travail est celle des *permutations*. Ces objets font partie des plus simples de la combinatoire. Plus précisément, une permutation de taille n consiste à prendre n objets dans un certain ordre et à les réarranger dans un nouvel ordre. Dit autrement, on peut les considérer comme les bijections de $[n] := \{1, 2, \dots, n\}$ sur lui-même. Ce point de vue confère aux permutations une structure algébrique où la multiplication de permutations correspond simplement à la composition de leurs bijections correspondantes. Cela forme une structure algébrique appelée le *groupe symétrique*, où chaque permutation est présentée par un réarrangement des nombres 1 à n . Une façon rapide de distinguer les permutations est de vérifier quelles paires (i, j) ont été inversées.

Toute paire qui se trouve dans cette situation est appelée une *inversion*. L'ensemble de telles paires est appelé l'*ensemble d'inversions* d'une permutation et définit une relation d'ordre partiel sur les permutations en fonction de l'inclusion de leurs ensembles d'inversions. Cela s'appelle l'*ordre faible* sur les permutations [Bón22].

Les permutations adjacentes dans l'ordre faible peuvent être exprimées par l'inversion d'une seule paire $(i, i + 1)$. Nous disons que les permutations correspondant à ces réarrangements sont les *transpositions simples* de l'ordre faible. Avec ça on peut montrer que, étant donné deux permutations dans l'ordre faible, il est toujours possible de trouver une permutation maximale (resp. minimale) unique qui est plus petite (resp. plus grande) que les deux. Ces opérations transforment l'ordre faible en un ensemble partiellement ordonné (i.e. un *poset*) avec une structure algébrique appelée *treillis* [GR63].

Chaque permutation σ de $[n]$ peut être associée au point $(\sigma(1), \dots, \sigma(n))$ dans l'espace \mathbb{R}^n . Si on prend l'enveloppe convexe de cette configuration de points, le polytope résultant est appelé le *permutaèdre*, dont les propriétés reflètent les phénomènes de l'ordre faible [Sch11] [GG77]. Par exemple, en orientant le permutaèdre dans une direction particulière, le graphe orienté constitué par son *1-squelette* (i.e. sommets et arêtes) correspond précisément à l'ordre faible. Par ailleurs, ce processus pour obtenir le permutaèdre montre que ses faces sont indexées par les partitions ordonnées de $[n]$. Une autre façon géométrique de présenter le permutaèdre et la structure de l'ordre faible consiste à partitionner les ensembles d'inversions des permutations en fonction du plus petit élément dans une inversion et prendre les cardinalités de ces ensembles. La structure résultante est un *plongement* du permutaèdre dans un cube [BF71] [RR02].

Treillis de Tamari

Une autre famille d'objets combinatoires sur laquelle repose une grande partie de notre travail est celle des *arbres binaires*. Il s'agit d'arbres enracinés où chaque nœud a un parent et deux enfants. Les arbres binaires sont dénombrés par une des séquences de nombres les plus prolifiques, appelée les *nombres de Catalan* [OEI23, A000108], et sont donc en bijection avec une myriade d'objets combinatoires [Sta15].

Étant donné un arbre binaire avec n nœuds, nous pouvons étiqueter ses sommets en effectuant une marche dans le sens contraire des aiguilles d'une montre sur le graphe, en étiquetant le i -ème sommet que nous visitons une deuxième fois lors de notre parcours. Cela s'appelle l'*ordre infixé* des arbres binaires, et l'étiquetage résultant a la propriété que pour chaque sommet, son étiquette est supérieure aux étiquettes de son sous-arbre gauche et inférieure aux étiquettes de son sous-arbre droit. Cela nous permet de définir la *rotation* d'une arête $i \rightarrow j$ en une arête $j \rightarrow i$, tout en maintenant la structure des sous-arbres de i et j . Les rotations sont une opération classique utilisée pour équilibrer les arbres binaires de recherche (c'est-à-dire réduire leur hauteur au minimum) afin d'obtenir des algorithmes de tri efficaces [AL62]. Ces rotations définissent un ordre sur tous les arbres binaires appelé le *treillis de Tamari* [Tam62].

Pour obtenir une structure géométrique à partir des arbres binaires, il faut considérer des vecteurs où chaque coordonnée i est le produit des feuilles dans le sous-arbre gauche et les feuilles dans le sous-arbre droit du nœud étiqueté i . L'enveloppe convexe de ces sommets est appelée l'*associaèdre* [Lod04] et ses faces sont indexées par les arbres de Schröder [Sta11]. Comme précédemment, en orientant l'associaèdre dans une direction particulière, nous pouvons trouver le treillis de Tamari à travers

son 1-squelette. À ce stade, une relation entre les arbres binaires et les permutations commence à apparaître, car l’associaèdre est un *enlevoèdre*. Autrement dit, l’associaèdre peut être obtenu en enlevant certaines facettes du permutaèdre [SS93]. Comme pour les permutations, en changeant les coordonnées correspondant aux arbres binaires par des quantités dérivées des rotations subies et de leur nombre, on obtient un nouvel ensemble de vecteurs appelés *vecteurs de crochet*. Ces vecteurs permettent une preuve constructive de la propriété du treillis de l’ordre de Tamari [HT72] et également un plongement cubique de l’associaèdre [Knu93]. Ces techniques ont été utilisées avec des généralisations et des structures liées au treillis de Tamari [CPS20] [Com21] [FMN21] [Com22] [CG22] [PP23].

Une relation plus directe entre les arbres binaires et les permutations peut être trouvée grâce à l’algorithme d’insertion de [Ton97] [HNT05]. Ainsi, les fibres des arbres binaires sous cet algorithme sont des intervalles de permutations dont les éléments minimaux évitent le motif 312. Ces fibres correspondent aux fibres de l’algorithme du tri par pile [Knu73] et forment une relation de congruence dans l’ordre faible qui respecte les opérations de infimum et de supremum. On appelle ces congruences des *congruences de treillis* et dans ce cas, elles conduisent au treillis de Tamari qui est l’ordre induit par les permutations minimales dans ces fibres. Cette congruence de treillis est connue sous le nom de *congruence congruence sylvestre*.

Permutarbres

La famille combinatoire qui motive cette thèse et que nous étudions sous différents angles est celle des *permutarbres* [PP18]. Cette famille est suffisamment générale pour encoder les permutations, les arbres binaires, les *arbres cambriens* [LP13] [CP17], et les séquences binaires, tout en permettant de définir de nouveaux types d’arbres. Un permutarbre est constitué d’un arbre dirigé non enraciné avec des nœuds étiquetés par $[n]$, où chaque nœud peut avoir un ou deux parents et un ou deux enfants, tandis que chaque étiquette d’un sommet satisfait une relation similaire à celle des arbres binaires via l’ordre infixé. Ainsi, les permutarbres sont caractérisés par le nombre de parents et d’enfants de chaque nœud, ce qui est appelé la *décoration* du nœud. Comme les sommets sont étiquetés, cela regroupe les permutarbres en δ -permutarbres où δ est un vecteur de décorations.

Dans la même lignée que [HNT05], l’algorithme d’insertion de [PP18] établit une surjection des permutations sur les δ -permutarbres pour chaque décoration possible. Ses fibres décrivent une congruence de treillis appelée *congruence des δ -permutarbres*. Les fibres des δ -permutarbres par cet algorithme sont des intervalles de permutations dont l’élément minimal évite le motif kij et/ou jki pour chaque $j \in \{2, \dots, n-1\}$ et $1 \leq i < j < k \leq n$ en fonction de la décoration δ_j .

Comme pour les arbres binaires, les δ -permutarbres ont des rotations qui modifient leur structure locale au niveau d’une seule arête tout en maintenant le reste de l’arbre intact. Ces rotations définissent les posets de rotations des δ -permutarbres. Dans [PP18], il est démontré que ces posets sont des treillis mais la démonstration utilise des quotients de treillis pour montrer que ce poset est un sous-treillis de l’ordre faible. En général, ils sont appelés *treillis de δ -permutarbres* et généralisent les treillis cambriens en type A de [Rea06].

Peu importe la décoration, les permutarbres peuvent être associés à un vecteur dont les coordonnées correspondent à une manipulation du nombre de nœuds dans leurs sous-arbres droit et gauche. Cela donne naissance à un polytope appelé le *δ -permusylvèdre*. En orientant ce polytope dans une direction

particulière, on retrouve leur treillis correspondant. Bien que les δ -permutarbres et leurs congruences de permutarbres puissent être différents, pour certains sous-ensembles de décorations, leurs treillis sont isomorphes et pour d'autres, leurs permusylvèdres sont combinatoirement équivalents.

Groupes de Coxeter

Nos idées sur les permutations et l'ordre faible ne constituent qu'une partie d'un schéma plus vaste décrit par les *groupes de Coxeter*. Introduits dans [Cox34] et ensuite entièrement classifiés pour le cas fini dans [Cox35], les groupes de Coxeter décrivent des groupes engendrés par des *réflexions simples* provenant d'arrangements d'hyperplans [Hum90]. Ainsi, les éléments sont des séquences de réflexions simples appelées *mots*, et les réflexions correspondent aux *inversions*. Ces inversions définissent des ensembles d'inversions qui, à leur tour, définissent l'*ordre faible* d'un groupe de Coxeter. Ainsi, les permutations ne sont qu'un cas particulier des groupes de Coxeter appelé les groupes de Coxeter de type A . Il y a des familles combinatoires similaires qui peuvent être trouvées pour d'autres types tels que les *permutations signées* et les *permutations signées paires* pour les groupes de Coxeter de types B et D respectivement [BB06]. À notre connaissance, les autres groupes n'ont pas de descriptions combinatoires similaires. Néanmoins, la nature des groupes de Coxeter permet de les étudier par des moyens algébriques, géométriques, combinatoires ou par la théorie des langages. Cela a conduit à décrire les propriétés du langage des mots réduits dans les groupes de Coxeter à l'aide d'automates [BH93] [HNW16].

En allant plus loin que la généralisation des permutations et de leurs propriétés, le contexte des groupes de Coxeter offre un espace plus large dans lequel les congruences de treillis peuvent être définies. Cela a été réalisé en considérant les groupes de Coxeter comme l'ensemble des régions d'arrangements d'hyperplans dans [Rea04]. Ensuite, le concept de *c-triage* (également connu sous le nom de *trriage de Coxeter*) a été introduit dans [Rea07a]. Cela a donné les *éléments c-triables* dont Reading a démontré plus tard qu'ils étaient les éléments minimaux des *congruences cambriennes* [Rea07b]. Ces résultats ont été unifiés pour tous les groupes de Coxeter finis, indépendamment de leur type, dans [RS11], puis résumés dans [Rea12]. Dans ce contexte, la congruence sylvestre est une congruence cambrienne de type A , et ses éléments *c-triables* coïncident avec les permutations triables par pile. De plus, toutes les congruences cambriennes de type A sont des congruences de permutarbres.

s-ordre faible

D'autres généralisations possibles de l'ordre faible proviennent des multipermutations plutôt que des permutations. Cela signifie qu'étant donné une séquence d'entiers positifs $r = (r_1, \dots, r_n)$, une *r-permutation* est un réarrangement du mot $1^{r_1} \dots n^{r_n}$ où i^{r_i} représente la répétition de la lettre i un total de r_i fois. Venant d'un cadre géométrique dans [RR02], elles ont été utilisées pour décrire quelques plongements du *combinohèdre*, qui était connu pour provenir d'une structure de treillis appelée le *treillis multinomial* [BB94]. Indépendamment, dans un cadre plus algébrique, le cas où tous les $r_i = m$ pour un $m \geq 1$ a été introduit dans [NT20] pour étudier la *congruence m-sylvestre*. En renommant r en k , les k -permutations évitant le motif 121 sont appelées

k-permutations de Stirling. Ces permutations ont suscité un vif intérêt et de nombreuses de leurs propriétés ont été déterminées grâce à leurs statistiques et leurs bijections avec d'autres familles combinatoires [Par94a] [Par94b] [Par94c] [KP11] [JKP11] [RW15] [Gon19].

Cependant, en dehors de toutes ces constructions, il en existe une plus récente liée à ces idées et qui nous intéresse appelée le *s-ordre faible* [CP19] [CP23]. En prenant une composition faible $s = (s_1, \dots, s_n)$ (c'est-à-dire $s_i \in \mathbb{Z}_{\geq 0}$), les *s-arbres décroissants* sont des arbres enracinés étiquetés avec n nœuds tels que chaque nœud a exactement un parent et $s_i + 1$ enfants, et tous les descendants ont des étiquettes plus petites. Ces arbres ont des *inversions* définies à partir de la position relative entre les nœuds. Comme précédemment, ces inversions définissent un ordre sur les *s-arbres décroissants* appelé le *s-ordre faible*. Pour cet ordre il a été montré de manière constructive qu'il a une structure de treillis et a une structure géométrique appelée le *s-permutaèdre*. De plus, il existe un ordre sous-jacent appelé le *s-treillis de Tamari* avec une contrepartie géométrique appelée le *s-associaèdre*. Ils correspondent au ν -treillis de Tamari de [PV17] et au ν -associaèdre de [CPS19] pour certaines valeurs de ν . Chaque fois que s est une composition, les *s-arbres décroissants* sont en bijection avec les *s-permutations de Stirling*, c'est-à-dire les *s-permutations* évitant le motif 121. Le *s-ordre faible* coïncide avec l'ordre faible des permutations lorsque $s_i = 1$ pour toutes les coordonnées de s , et avec le *treillis métasylyvestre* de [Pon15] lorsque $s_i = m$ avec $m \geq 1$ pour toutes les coordonnées de s .

Polytopes de flot

Une famille de polytopes que nous considérons pour une bonne partie de notre travail en raison de leur polyvalence est celle des polytopes de flot. Ils proviennent d'un graphe orienté sans boucles où chaque sommet est équipé d'un entier qui représente le *flot net* traversant. Autrement dit, la différence entre le flot entrant et le flot sortant déterminée respectivement par les arêtes entrantes et sortantes de chaque sommet doit être égale à ce flot net. Cela limite les *flots* possibles qu'on peut assigner aux arêtes du graphe tout en étant cohérents avec le flot net. En considérant les flots comme des points dans l'espace des arêtes du graphe, on obtient un polytope appelé le *polytope de flot*. Étant donné que les flots et les flots nets sont des modèles de réseaux, les polytopes de flot ont été largement utilisés dans les problèmes d'optimisation. Par conséquent, de nombreuses recherches ont été faites sur la combinatoire de ces polytopes [RH70] [FRD71] [GS78a] [Hil03] [MM19] [GHMY21]. En particulier, le *volume normalisé* du polytope de flot se décompose de manière agréable avec la *formule de partition de Kostant* à travers des *formules de Baldoni-Vergne-Lidskii* [BV08]. Cela a permis de mettre en évidence de nouvelles identités démontrant de nombreux nombres connus via des décompositions en produits, comme cela est illustré dans [BGH⁺19].

Nous nous intéressons aux polytopes de flot en particulier en raison de leurs possibles subdivisions. En particulier, en dotant chaque sommet d'un graphe de relations d'ordre totales indépendantes pour ses arêtes entrantes et sortantes (c'est-à-dire un *cadre*), les cliques de routes cohérentes du graphe nous donnent une triangulation du polytope de flot lorsque le flux net est $\mathbf{i} := (1, 0, \dots, 0, -1)$. Cette triangulation est appelée la *triangulation DKK* et est équipée d'une fonction de hauteur qui la rend régulière [DKK12]. Une autre subdivision possible consiste à effectuer une série de *réductions* sur le graphe, ce qui se traduit par la découpe du polytope de flot en plusieurs morceaux qui sont combinatoirement équivalents à d'autres polytopes de flot. Ce processus donne la *subdivision de*

Postnikov-Stanley [Pos14] [Sta00]. L'utilité de ces deux subdivisions réside dans le fait que lorsque le graphe est encadré, les *subdivisions encadrées de Postnikov-Stanley* deviennent des triangulations DKK [MMS19]. Cela établit une bijection entre les simplexes de la triangulation DKK du flot net \mathbf{i} et les points entiers du polytope de flot du flot net \mathbf{d} , où \mathbf{d}_i est le degré d'entrée décalé du i -ème sommet. Cette bijection entre deux polytopes de flot différents a permis de retrouver certains treillis comme le dual des faces intérieures de la triangulation DKK, tels que le treillis de Tamari ν et les idéaux d'ordre principal du treillis de Young [vGM23].

Géométrie tropicale

La *géométrie tropicale* provient du remplacement des opérations habituelles de l'addition et de la multiplication respectivement par les opérations du minimum et de la somme, et l'inclusion de l'infini comme élément [Jos21]. Bien qu'elle ait des liens intéressants avec l'économie [Shi15] et la conception de mécanismes [CT18], nous sommes intéressés par sa relation avec la géométrie discrète classique. Le changement des opérations et de l'ensemble de base permet de définir de nouvelles structures géométriques telles que les *polynômes tropicaux*, les *hypersurfaces tropicales* et les *variétés tropicales*. Ces objets ont été étudiés en tant que tels et ont également montré des liens avec la géométrie convexe [Jos17]. Par exemple, toutes les *configurations de points* sont en correspondance avec des polynômes tropicaux. De plus, les techniques classiques de la géométrie discrète telles que la méthode de Cayley [Stu94] [HRS00] [DRS10] ont été utilisées à plusieurs reprises dans le contexte tropical [DS04] [FR15] [Jen16] [JL16] [MS21].

Contributions

Avec ce contexte donné, cette thèse s'inscrit dans le cadre d'un projet plus vaste visant à répondre à la question suivante: pouvons-nous étudier les congruences des permutarbres dans tous les types de Coxeter? Bien que nous ne donnions pas une réponse complète à cette question, nous proposons trois nouveaux points de vue à partir desquels les permutarbres de type A peuvent être étudiés, ainsi que d'autres résultats liés que nous avons obtenus en utilisant certains de ces outils pour le s -ordre faible. Ces contributions sont contenues dans les articles suivants:

- D. Tamayo Jiménez. Inversion and Cubic Vectors for Permutrees, 2023. arXiv:2308.05099, où nous avons donné une preuve constructive de la propriété de treillis pour les treillis des rotations des permutarbres et une incorporation cubique des permusylvèdres.
- V. Pilaud, V. Pons, et D. Tamayo Jiménez. Permutree Sorting. Algebraic Combinatorics, 6(1):53-74, 2023, où nous avons caractérisé les éléments minimaux des classes des permutarbres de type A à l'aide de leurs mots réduits en utilisant des automates, et trouvé des pistes pour d'autres types de Coxeter (B et D).
- R.S. González D'León, A.H. Morales, E. Philippe, D. Tamayo Jiménez, and M. Yip. Realizing the s -Permutahedron via Flow Polytopes, 2023. arXiv:2307.03474,

où nous avons donné une réponse positive à une conjecture de Ceballos et Pons sur la réalisation géométrique de l'ordre faible s (lorsque s ne contient pas de zéros) en utilisant des subdivisions polytopales de flow polytopes, des sommes d'hypercubes et de la géométrie tropicale.

- R.S. González D'León, A.H. Morales, E. Philippe, D. Tamayo Jiménez, and M. Yip. Flow Polytopes and Permutree Lattice Quotients of the s -Weak Order. In preparation, 2023+,

où nous avons trouvé une description des permutarbres et de leurs treillis de rotations en utilisant les subdivisions de flow polytopes.

Les trois premiers travaux ont été présentés dans plusieurs ateliers, séminaires et conférences internationales, sous forme de posters ou de présentations. Les travaux contenus dans ces articles s'appuient sur des idées telles que les vecteurs de parenthèses des arbres binaires, la théorie du langage dans les groupes de Coxeter avec automates, et la combinatoire des flow polytopes soutenue par la géométrie tropicale.

Plan de la thèse

Le travail présenté dans cette thèse est divisé en trois parties. La Partie I décrit les principaux outils combinatoires et la problématique des permutarbres qui est au cœur de notre travail. Ensuite, la Partie II présente deux de nos réponses à cette problématique dans les chapitres 3 et 4. Enfin, la Partie III traite sur l'utilisation des polytopes de flot dans notre contexte. Nos contributions dans cette partie sont contenues dans les chapitres 6 et 7. La figure 2 montre les dépendances entre les contenus de la thèse et décrit l'ordre de lecture recommandé. Le lecteur est invité à sauter les chapitres 1, 2 et/ou 5 s'il est déjà familier avec le matériel correspondant. Nous avons essayé de rendre cette thèse aussi autonome que possible, de sorte que la seule exigence réelle pour la lire est la connaissance de l'algèbre linéaire. De l'expérience en géométrie discrète n'est pas nécessaire, mais fortement recommandée pour avoir une meilleure intuition de notre contexte. Cependant, tout au long de notre travail, nous avons pris soin de proposer des figures utiles afin de mieux communiquer nos idées, nos résultats et, en général, les points de vue à partir desquels nous avons abordé les problèmes que nous avons étudiés. Nous espérons que le lecteur les trouvera utiles.

Préliminaires

La Partie I se compose de deux chapitres qui introduisent, à différents niveaux de généralité, les principaux concepts combinatoires que nous utilisons. Le chapitre 1 commence par introduire les concepts d'*ordres partiels*, de *treillis* et de *congruences de treillis* qui sont au cœur de toutes les parties de notre travail. Ensuite, nous décrivons les bases de la géométrie convexe, y compris les *polytopes*, les *cônes*, les *complexes*, ainsi que plusieurs opérations et techniques classiques qui les concernent. Enfin, nous rappelons les bases de la *théorie des automates* et sa capacité à reconnaître des motifs dans les mots. Le cadre de la géométrie convexe et de la théorie des automates nous offre un point de vue avantageux pour aborder les problèmes traités dans cette thèse.

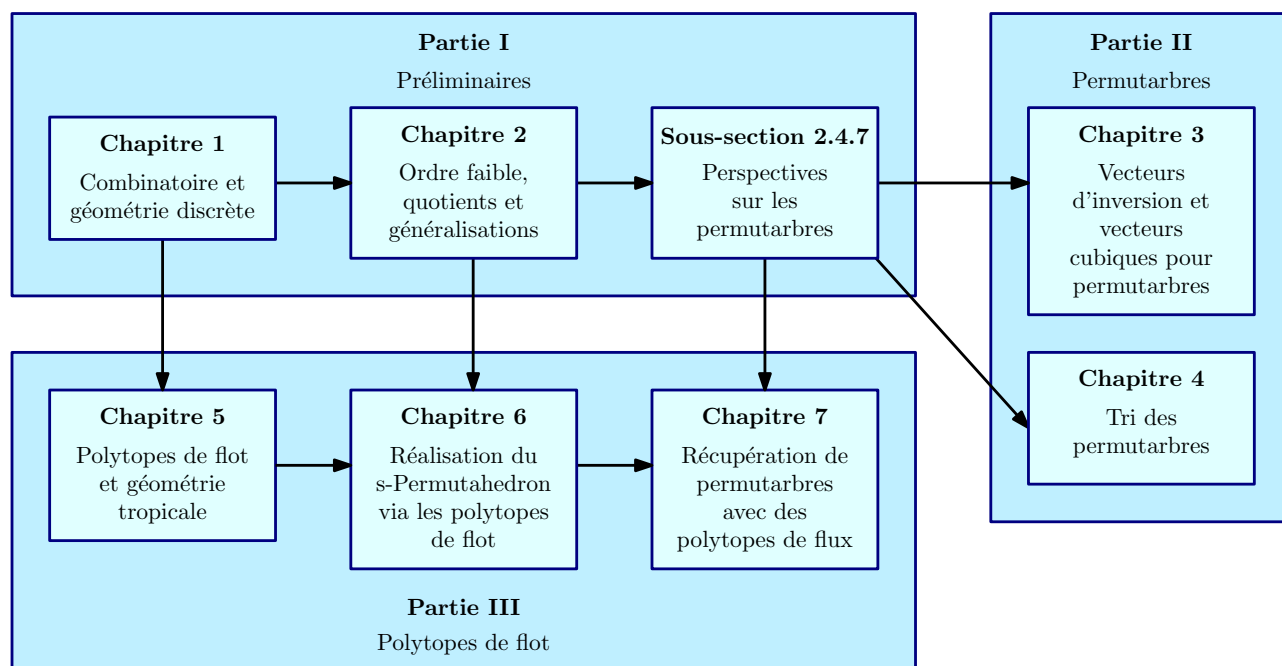


Figure 2 – Plan de la thèse.

Dans le chapitre 2, nous présentons d’abord l’*ordre faible sur les permutations*, ainsi que les *arbres binaires* et les *permutarbres*, en décrivant leurs similarités en termes de combinatoire, d’ordres et de polytopes, ainsi que leurs relations mutuelles à travers des congruences de treillis. Ensuite, nous rappelons les généralisations de l’ordre faible à l’*ordre faible des groupes de Coxeter* et à le *s-ordre faible*. La généralisation aux groupes de Coxeter nous aide à décrire le problème central de cette thèse, qui consiste de trouver nouvelles familles combinatoires à travers lesquelles nous pouvons étudier les permutarbres et leurs treillis (Perspective 2.4.55).

Permutarbres

Dans la Partie II, nous fournissons deux réponses à la Perspective 2.4.55. La première, présentée dans le chapitre 3, est basée sur l’article [Tam23] et consiste en deux généralisations des vecteurs de parenthèses des arbres binaires aux permutarbres. Nous commençons par définir les *ensembles d’inversions* pour un permutarbre, ainsi que la façon dont ils peuvent être partitionnés pour donner des *vecteurs d’inversions*. Comme les ensembles d’inversions pour les permutations, nous caractérisons ces ensembles en termes de transitivité, de cotransitivité et de deux conditions supplémentaires en fonction de la décoration du permutarbre étudié (Lemme 3.1.3). En suivant les étapes de [HT72] avec les arbres binaires, nous montrons que l’ordre de rotation des permutarbres peut être interprété via l’inclusion des ensembles d’inversions (Lemme 3.1.6) et que l’intersection de ces ensembles, accompagnée d’une condition spéciale, définit une opération d’infimum sur le poset des permutarbres (Théorème 3.1.7). Cela nous permet de retrouver de manière constructive le résultat de [PP18] selon lequel l’ordre de rotation sur les permutarbres a une structure de treillis (Corollaire 3.1.11). Ensuite, nous définissons

les *ensembles cubiques* et les *vecteurs cubiques* pour les permutarbres. Cela nous permet de généraliser les plongements cubiques du permutaèdre donnés dans [BF71] et [RR02], ainsi que l'associaèdre comme dans [Knu93], pour n'importe quel permusylvèdre (Théorème 3.2.9).

La deuxième réponse, présentée dans le chapitre 4, provient de l'article [PPT23] où nous caractérisons les éléments minimaux des classes de congruence des permutarbres à l'aide d'automates finis qui lisent des mots réduits. Nous commençons par considérer le cas où la décoration des permutarbres est donnée par une seule arête orientée du diagramme de Coxeter de type A. Dans ce cadre, nous définissons les automates $\mathbb{U}(j)$ et $\mathbb{D}(j)$ qui lisent des mots réduits correspondant à des permutations. Ces automates sont pertinents dans notre cadre de permutarbres car il est démontré que la propriété d'une permutation ayant un mot réduit accepté par ces automates est équivalente à l'évitement de motifs caractérisé par les permutarbres (Théorème 4.1.14). Après avoir obtenu ce résultat, nous concevons un algorithme qui, étant donnée une permutation, renvoie un mot réduit accepté par l'automate en jeu (Algorithme 1). Nous montrons que la propriété selon laquelle ce mot réduit est un mot réduit de la permutation d'origine est équivalente à ce que la permutation soit minimale dans sa classe de congruence des permutarbres (Corollaire 4.1.22). Nous montrons également comment l'ensemble des mots réduits acceptés génère une structure d'arbre dans le diagramme de Hasse de l'ordre faible (Théorème 4.1.24).

Nous passons ensuite au cas où chaque arête du diagramme de Coxeter peut avoir au plus une orientation. Dans cette situation, nous concevons l'automate $\mathbb{P}(U, D)$ comme l'intersection de nos automates précédents, et à travers celui-ci, nous étendons nos résultats précédents à ce cas plus large des congruences des permutarbres. Autrement dit, il est montré que le fait qu'un mot réduit soit accepté par cet automate est équivalent à la propriété que la permutation correspondante évite les motifs dictés par la congruence des permutarbres (Corollaire 4.2.4). Nous définissons un algorithme (Algorithme 2) qui transforme une permutation en un mot réduit ayant la propriété que ce mot réduit décrit la permutation si et seulement si la permutation est minimale dans sa classe de congruence des permutarbres (Théorème 4.2.12). Il est également montré que l'ensemble des mots réduits acceptés génère une structure d'arbre dans le diagramme de Hasse de l'ordre faible (Théorème 4.2.13).

Avec ces résultats en main, nous étudions le cas maximal où toutes les orientations du diagramme de Coxeter ont exactement une orientation. Comme ce cas coïncide avec les congruences Cambriennes, nous montrons que le fait qu'une permutation soit minimale dans sa classe de congruence des permutarbres (ou tout autre événement équivalent avec l'évitement de motifs ou l'acceptation dans $\mathbb{P}(U, D)$) est équivalent à ce que cette permutation soit Coxeter triable et que le c -sorting mot correspondant est accepté par $\mathbb{P}(U, D)$ (Théorème 4.3.3).

Enfin, nous proposons un ensemble d'automates dont on a vérifié de manière calculatoire qu'ils caractérisent les éléments minimaux des permutarbres pour des groupes de Coxeter de types B et D . Dans le cas de type B , notre proposition couvre tous les rangs possibles, tandis que dans le cas de type D , elle ne couvre que certains cas jusqu'à $n = 5$. En nous basant sur la définition des c -singletons de [HLT11], nous définissons par ailleurs les δ -singletons, les δ -accepteurs, les δ -maccers (accepteurs minimaux) et les δ -smaccers (accepteurs minimaux les plus courts) et nous conjecturons qu'ils permettent, avec de légères modifications, la définition d'automates dans n'importe quel groupe de Coxeter fini (Conjecture 4.4.5). Nous présentons également les conjectures 4.4.4 et 4.4.6 sur la relation entre les maccers et les smaccers, accompagnées d'explorations informatiques et d'exemples

dans les types D et H .

Polytopes de flot

La partie III est consacrée à décrire comment les triangulations des polytopes de flot peuvent réaliser des familles distinctes de posets en tant que 1-squelettes de complexes simpliciaux, et comment cela peut être utilisé dans notre contexte en combinaison avec d'autres techniques polytopales. Le Chapitre 5 donne les bases nécessaires sur les polytopes de flot, y compris les définitions de *flots*, de *polytopes de flot*, des *formules de Baldoni–Vergne–Lidskii* pour leur volume et de la *fonction de partition de Kostant*. Nous rappelons les constructions des *triangulations de Danilov–Karzanov–Koshevoy* et des *sous-divisions de Postnikov–Stanley* ainsi que leurs relations lorsque les sous-divisions PS sont encadrées. Pour les triangulations DKK, nous affinons la Proposition 5.1.31 de [DKK12] qui énonce une condition suffisante sur les routes pour qu'une fonction de hauteur soit admissible pour la triangulation. Nous définissons la *résolvante* pour un conflit entre deux routes et introduisons le concept de *conflits minimaux*. Cela nous permet de transformer la Proposition 5.1.31 en une condition nécessaire et suffisante (Lemma 5.1.33) et ensuite de relâcher la condition nécessaire tout en conservant le si et seulement si (Lemma 5.1.34). Ensuite, nous présentons les définitions de base de la géométrie tropicale dont nous avons besoin en nous concentrant sur les constructions géométriques de *surfaces tropicales*, de *domes*, de *polytopes de Newton* et de *sous-divisions duales* sur des configurations de points. Ce chapitre se termine par une note sur la manière de prendre plusieurs configurations de points, de faire leur *plongement de Cayley* et d'appliquer *la méthode de Cayley* pour relier leurs constructions tropicales correspondantes (Proposition 5.2.14). Bien que la plupart de ces éléments de base proviennent de [Jos21], nous affinons la Proposition 5.2.11 qui relie ces définitions et définit une bijection qui inverse les dimensions entre les cellules des hypersurfaces tropicales et les cellules des sous-divisions duales. Nous le faisons en montrant que cette bijection se restreint aux cellules bornées de l'hypersurface tropicale et aux cellules intérieures de la sous-division duale (Lemme 5.2.12).

Le chapitre 6 est entièrement basé sur l'article [GMP⁺23a] et se concentre sur la réponse à la Conjecture 2.5.12 concernant la réalisation du s -permutahédre en tant que subdivision polyédrale d'un polytope qui est combinatoirement isomorphe à un zonotope, dans le cas où s ne contient pas de zéros. Pour cela, nous définissons deux graphes encadrés appelés le *graphe oruga* Oru_n et le *graphe* $\text{Oru}(s)$ pour le cas général. Nous démontrons que pour le flot net de degré \mathbf{d} décalé \mathbf{d} , les \mathbf{d} -flots entiers dans $\text{Oru}(s)$ sont en bijection avec les s -permutations de Stirling (Théorème 6.1.4), et même dans le cas où s contient des zéros, en bijection avec les s -arbres décroissants (Remarque 6.1.6). En poursuivant avec s étant une composition, après avoir utilisé la bijection entre les \mathbf{d} -flots entiers de $\text{Oru}(s)$ et les simplexes maximaux dans la triangulation DKK du polytope de flot $\mathcal{F}_{\text{Oru}(s)}(\mathbf{i})$ avec le flot net de base $\mathbf{i} := (1, 0, \dots, 0, -1)$ provenant de [MMS19], nous montrons que ces simplexes maximaux sont en bijection avec les s -permutations de Stirling (Lemme 6.1.10) et que leur adjacence encode le 1-squelette de l'ordre s -faible (Théorème 6.1.11). À partir de là, nous définissons un simplexe associé à une face du s -permutahédre et montrons que cette correspondance définit un isomorphisme inversant l'inclusion entre les faces du s -permutahédre et les simplexes de la triangulation DKK du polytope de flot $\mathcal{F}_{\text{Oru}(s)}(\mathbf{i})$ (Corollaire 6.1.21). Cela réalise le s -permutahédre en tant que polytope de grande dimension, donc pour réduire sa dimension, nous utilisons *la méthode de Cayley* telle que décrite dans [San05]

pour obtenir une bijection inversant l’inclusion entre le s -permutaèdre et les cellules intérieures d’une subdivision mixte d’une somme d’hypercubes de dimensions variables (Théorème 6.2.4). Cette réalisation a la dimension souhaitée de la conjecture (Remarque 6.2.5), mais elle manque de coordonnées explicites. Pour remédier à ça, nous utilisons le résultat de DKK pour obtenir une fonction de hauteur explicite sur les routes de $\text{Oru}(s)$ (Lemme 6.3.1). En conséquence, nous prouvons qu’il existe un arrangement d’hypersurfaces tropicales dont le dual tropical est la subdivision mixte d’hypercubes que nous obtenons en appliquant la méthode de Cayley à $\text{Oru}(s)$ (Théorème 6.3.4). Cela nous permet d’obtenir le s -permutaèdre à travers du complexe polyédrale des cellules bornées de cet arrangement tropical (Théorème 6.3.6). Comme conséquences immédiates, nous décrivons plusieurs propriétés de cette réalisation telles que ses sommets (Théorème 6.3.8), son hyperplan contenant (Corollaire 6.3.9), les directions de ses arêtes montrant qu’il s’agit d’un permutaèdre généralisé (Théorème 6.3.10), ses sommets et ses hyperplans de support (Lemme 6.3.12), et le fait qu’il est effectivement la translation d’un zonotope qui est isomorphe à un permutaèdre (Théorème 6.3.15). Le chapitre finit avec certains résultats et remarques sur la façon dont les techniques d’énumération des polytopes de flot décomposent le nombre de s -objets combinatoires (Corollaire 6.4.1).

Enfin, dans le chapitre 7, nous utilisons les techniques des polytopes de flot pour donner une troisième réponse à la Perspective 2.4.55 pour les permutarbres de type A . Cette réponse consiste en la description des treillis de rotation de permutarbres à travers des triangulations DKK des polytopes de flot. Nous commençons par définir les M -mouvements sur Oru_n qui créent de nouveaux graphes encadrés appelés les δ -bicho graphes Bic_δ en fonction de la décoration des permutarbres en jeu. Parmi eux, nous avons notre *oruga graphe* Oru_n , le *caracol graphe* Car_n de [BGH⁺19], et le nouveau *mariposa graphe* Mar_n (Remarque 7.1.3). Nous montrons que les \mathbf{d} -flots entiers de Bic_δ et les δ -permutarbres ont les mêmes cardinalités (Théorème 7.2.6) et que l’ordre de raffinement sur les décorations des permutarbres détermine la structure des cliques maximales des routes cohérents entre les distincts δ -bicho graphes (Lemme 7.3.4). Avec cela en main, nous prouvons que les simplexes de la triangulation DKK de Bic_δ sont en bijection avec les δ -permutarbres (Théorème 7.3.5) et que le treillis de rotation des permutarbres est encodé par les adjacences des simplexes dans la triangulation DKK (Corollaire 7.3.7).

Conjectures et perspectives

Tout au long de cette thèse, nous avons fait un usage intensif du logiciel libre SageMath [Sag23] pour les implémentations et les calculs sur les objets combinatoires que nous avons étudiés. Cela nous a permis d’obtenir une intuition sur les problèmes sur lesquels nous avons travaillé et de définir concrètement nos résultats. En particulier, nous avons obtenu des vérifications calculatoires pour plusieurs phénomènes combinatoires que nous laissons comme les Conjectures 4.4.4, 4.4.5, 4.4.6, 7.4.1 et 7.4.2.

De manière plus générale, nous présentons également plusieurs pistes de recherche pour des travaux futurs que nous pourrions entreprendre en suivant les problématiques traitées dans cette thèse. Pour certains d’entre eux, nous avons des résultats partiels ou une forte intuition, tandis que d’autres indiquent simplement la prochaine étape naturelle à suivre. Nous les présentons dans les Perspectives 2.4.55, 4.3.10, 6.4.5, 6.4.6, 6.4.7, 7.4.4, 7.4.5, 7.4.6, 7.4.7 et 7.4.8.

Part I

Preliminaries

Chapter 1

Combinatorics and Discrete Geometry

For our work we denote by \mathbb{R}^n the standard Euclidean space, \mathbb{Z}^n the point lattice of vectors of \mathbb{R}^n with all entries integers. The standard basis of \mathbb{R}^n is denoted by $\mathbf{e}_1, \dots, \mathbf{e}_n$ and the vectors of all 0's as $\mathbf{0}$ and all 1's as $\mathbf{1}$. In general all vectors are bolded like $\mathbf{x}, \mathbf{y}, \mathbf{z}$.

As notation, the sets of consecutive numbers are denoted $[n] := \{1, \dots, n\}$ and in more generality, $[i, j] := \{i, i + 1, \dots, j - 1, j\}$. For a finite set X we denote by $|X|$ its cardinality and X^c the complement of X in its appropriate context. For subsets, $\binom{[n]}{k} := \{A \subseteq [n] : |A| = k\}$.

Definition 1.0.1. Let $R \subseteq [n]^2$ be a relation on $[n]$. We say that R is

- *reflexive* if $(x, x) \in R$ for all $x \in [n]$,
- *antisymmetric* if $(x, y) \in R$ and $(y, x) \in R$ implies $x = y$, for all $x, y \in [n]$,
- *transitive* if $(x, y) \in R$ and $(y, z) \in R$ implies $(x, z) \in R$, for all $x, y, z \in [n]$.
- *cotransitive* if $(x, y) \notin R$ and $(y, z) \notin R$ implies $(x, z) \notin R$, for all $x, y, z \in [n]$.

We denote by R^{tc} the *transitive closure* of R (i.e. the smallest transitive relation containing R).

1.1 Partial Orders and Lattices

This thesis revolves around objects with an associated notion of order. Therefore, we start by introducing several definitions and constructions on sets and orders on them. Most on this section is based on [Sta11] and [Rea16].

1.1.1 Partially Ordered Sets

Definition 1.1.1. A partially ordered set (*poset*) consists of a discrete set X with a binary relation \leq that is reflexive, antisymmetric, and transitive. If for a pair of elements $x, y \in X$ we have that $x \leq y$ or $x \geq y$ we say that they are *comparable*, otherwise they are *incomparable*. Whenever all elements of (X, \leq) are comparable, we say that \leq is a *total order* on X .

Example 1.1.2. Some examples of posets include:

- Any subset of integers with the usual order.
- The partitions of the set $[n]$ ordered by refinement.
- The set of subsets of a finite set ordered by inclusion.
- The divisors of an integer n ordered by divisibility.

Figure 1.1 shows examples of some of these posets.

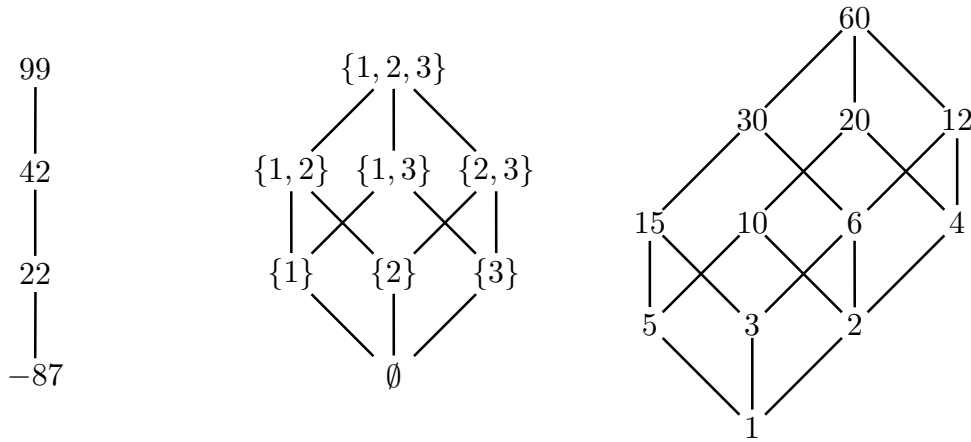


Figure 1.1 – A poset of integers as a chain, the poset of subsets of $[3]$, and the divisors of 60.

The theory of posets comes with a plethora of useful concepts. We only introduce a “few” of them here. For a more complete treatment we refer the reader to [Sta11].

Definition 1.1.3. Let (X, \leq) be a poset and consider elements $x, y \in X$. The set $[x, y] := \{z \in X : x \leq z \leq y\}$ is called the *interval* of x and y . For an interval $[x, y]$ of cardinality 2, the pair (x, y) is called a *covering relation*, and we say that y *covers* x denoted by $x < y$. An element is *minimal* (resp. *maximal*) if it does not cover (resp. is not covered by) any other element. A poset is said to be *bounded* if it has a unique minimal element denoted by $\hat{0}$ and a unique maximal element denoted by $\hat{1}$. The *atoms* (resp. *coatoms*) of P are the elements that cover $\hat{0}$ (resp. covered by $\hat{1}$). The *Hasse diagram* of (X, \leq) is the directed graph on X where $x \rightarrow y$ if and only if $x < y$. Unless stated otherwise our figures of posets consist of their Hasse diagrams drawn with minimal elements at the bottom and maximal elements at the top.

As is the case of many combinatorial structures, it is possible to construct other posets from an initial one. We describe several such constructions now.

Definition 1.1.4. Given a poset (X, \leq) and $Y \subseteq X$, we say that (Y, \leq) is a(n) *(induced) subposet* of X if for $a, b \in Y$ we have that $a \leq b$ in Y if and only if $a \leq b$ in X . Likewise in this case (X, \leq) is a *supposet* of Y . If \leq' is a partial order over X such that $x \leq y$ implies $x \leq' y$ we say that $\leq \subseteq \leq'$.

A *linear extension* of (X, \leq) is a poset (X, \leq_{tot}) where \leq_{tot} is a total order and $\leq \subseteq \leq_{tot}$. Figure 1.2 shows a poset together with its linear extensions. The *dual* of (X, \leq) is the poset (X, \leq^*) where $y \leq^* x$ if and only if $x \leq y$.

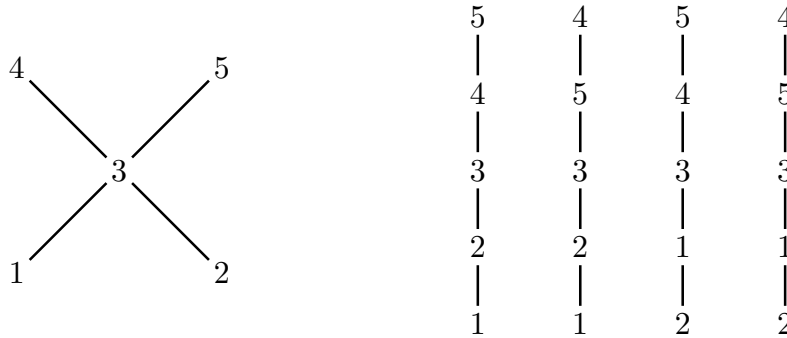


Figure 1.2 – A poset on $[5]$ and its linear extensions.

Definition 1.1.5. Given a poset (X, \leq) , a *chain* (resp. *antichain*) is a subposet $Y \subseteq X$ where all (resp. none) elements are pairwise comparable. An *ideal* (resp. *filter*) of (X, \leq) is a subposet $Y \subseteq X$ such that if $y \in Y$ (resp. $x \in Y$) and $x \leq y$ then $x \in Y$ (resp. $y \in Y$).

Remark 1.1.6. Notice that whenever X is finite, antichains, ideals, and filters are all in bijection. The antichain corresponding to an ideal (resp. filter) is the set of its maximal (resp. minimal) elements in the induced subposet. Conversely, the ideal (resp. filter) corresponding to an antichain is the set of all elements under (resp. above) an element of the antichain. Ideals and filters correspond by being complements of each other.

Definition 1.1.7. A poset is *finite* if it has a finite number of elements. For a finite chain of X , its *length* is its number of elements minus one. The *length* of a poset is the length of its longest chain. If X is bounded and all of its *maximal chains* (i.e. chains between $\hat{0}$ and $\hat{1}$) have the same length, then X is said to be *graded*. The *rank* of a graded poset is the length of its maximal chains and the *rank* of an element x is the length of the chains in $[\hat{0}, x]$.

To distinguish posets from each other we consider them up to isomorphism as follows.

Definition 1.1.8. Let (X, \leq) and (Y, \leq') be posets. A *poset isomorphism* from (X, \leq) to (Y, \leq') is a bijection $\phi : X \rightarrow Y$ such that $\phi(x) \leq' \phi(y)$ if and only if $x \leq y$. That is, ϕ and its inverse are both order preserving.

If (X, \leq) and (X, \leq^*) are isomorphic then X is said to be *self-dual*.

1.1.2 Lattices

The posets we work with possess a pair of operations where given a family of elements, one can find a unique element that is minimal (resp. maximal) and above (resp. below) all the family. To define these operations we need to consider the relation of bounds within posets.

Definition 1.1.9. Let (X, \leq) be a poset with $x, y \in X$. An *upper bound* (resp. *lower bound*) of x and y is an element $z \in X$ such that $x \leq z$ and $y \leq z$ (resp. $z \leq x$ and $z \leq y$).

The minimal upper bound (resp. maximal lower bound) of x and y is the least (resp. greatest) element in the set of upper bounds (resp. lower bounds) of x and y , and we call it the *join* (resp. *meet*)

of x and y if it exists. We write $x \vee y$ for the join of x and y and $x \wedge y$ for the meet of x and y . For a nonempty subset $S \subset X$ of a lattice, we can denote by $\bigwedge S$ (resp. $\bigvee S$) the meet (resp. join) of all elements of S . The meet (resp. join) of a single element is the element itself.

Given these operations one can think about expressing elements of a lattice as meets (resp. joins) of other elements. Of particular interest are those that cannot be expressed in such a way.

Definition 1.1.10. Given a lattice (L, \leq) , an element $x \in L$ is said to be *meet-irreducible* (resp. *join-irreducible*) if it covers (resp. is covered by) exactly one element. That is, an element w is a meet-irreducible (resp. join-irreducible) if there does not exist a set $S \subset X$ of elements such that $w = \bigwedge S$ (resp. $w = \bigvee S$).

Definition 1.1.11. A *lattice* is a poset (X, \leq) such that for every subset $S \subseteq X$ the elements $\bigvee S$ and $\bigwedge S$ exist. If (X, \leq) only has a meet (resp. join) operation it is called a *meet-semilattice* (resp. *join-semilattice*).

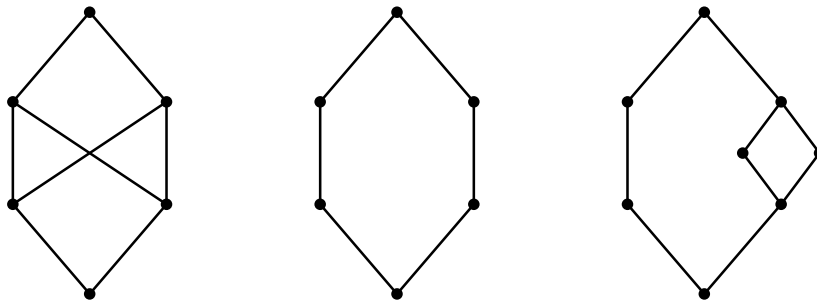


Figure 1.3 – A poset that is not a lattice (left), a lattice that is polygonal (middle), and a lattice that is not polygonal (right).

Notice that all finite lattices have $\hat{0}$ and $\hat{1}$ since we can calculate (very inefficiently) the meet or join of all elements of the lattice. Figure 1.3 presents a poset that is not a lattice and two lattices. In the case of the converse direction we have the following theorem.

Proposition 1.1.12 ([Sta11, Prop.3.3.1],[Rea16, Lem.9-2.1]). If X is a finite meet-semilattice with $\hat{1}$ then X is a lattice. Dually, a finite join-semilattice X with $\hat{0}$ is a lattice.

Definition 1.1.13. A *polygon* inside a lattice is an interval $[x, y]$ that is the union of two finite maximal chains between x and y whose intersection is only x and y . We say that a lattice is *polygonal* if the following occurs:

1. if y_1 and y_2 are different elements that cover x , then $[x, y_1 \vee y_2]$ is a polygon,
2. if x_1 and x_2 are different elements that are covered by y , then $[x_1 \wedge x_2, y]$ is a polygon.

For a polygon $[x, y]$, the incident edges to x (resp. y) are called the *bottom edges* (resp. *top edges*) of $[x, y]$ and the others are called *side edges*. See Figure 1.3 for examples of when a lattice is polygonal and when it is not.

1.1.3 Lattice Congruences

Just as with normal sets, we can define equivalence relations over posets. Of special interest for us are equivalence relations on lattices that are compatible with the meet and join operations.

Definition 1.1.14. Given a lattice (L, \leq) , a *congruence* on L is an equivalence relation \equiv on L such that for all $x_1, x_2, y_1, y_2 \in L$ if $x_1 \equiv x_2$ and $y_1 \equiv y_2$ then $x_1 \vee y_1 \equiv x_2 \vee y_2$ and $x_1 \wedge y_1 \equiv x_2 \wedge y_2$.

If $x < y$ and $x \equiv y$ we say that \equiv *contracts* the edge $x < y$.

The following characterization of when an equivalence relation is a lattice congruence is a key element for our work.

Proposition 1.1.15 ([Rea16, Prop.9-5.2]). Let \equiv be an equivalence relation over a lattice L . Then \equiv is a lattice congruence if and only if all the following conditions hold:

1. each equivalence class of \equiv is an interval of L ,
2. the mappings π_{\uparrow}^{\equiv} and $\pi_{\downarrow}^{\equiv}$ that respectively send an element to the maximal and minimal representative of its class are order preserving.

Definition 1.1.16. Given a lattice congruence \equiv on a lattice (L, \leq) , the *lattice quotient* of L by \equiv is the lattice L/\equiv whose elements are equivalence classes of \equiv with relations $A \preceq B$ if and only if there exists $x \in A$ and $y \in B$ such that $x < y$. The meet $A \wedge B$ (resp. join $A \vee B$) consists of the only equivalence class that contains all $x \wedge x'$ (resp. $x \vee x'$) for $x \in A$ and $x' \in B$.

It is possible to give a second nice characterization of lattice quotients using lattice homomorphisms in the following way.

Definition 1.1.17. Given lattices L and L' , a map $f : L \rightarrow L'$ is a *lattice homomorphism* if for all $x, y \in L$ we have that $f(x \wedge_L y) = f(x) \wedge_{L'} f(y)$ and $f(x \vee_L y) = f(x) \vee_{L'} f(y)$.

Proposition 1.1.18. A surjective map $f : L \rightarrow L'$ is a lattice homomorphism if and only if

1. f is order preserving,
2. for every interval $[x, y]$ of L' the fiber $f^{-1}([x, y])$ is an interval.

Definition 1.1.19. For a lattice L with a lattice congruence \equiv , the set $\pi_{\downarrow}^{\equiv} L := \{\pi_{\downarrow}^{\equiv}(x) : x \in L\}$ is a poset as an induced poset of L . Similar for $\pi_{\uparrow}^{\equiv} L$.

Proposition 1.1.20 ([Rea16, Prop.9-5.5]). Let L be a lattice and \equiv a lattice congruence on L . Then $\pi_{\downarrow}^{\equiv} L$ (resp. $\pi_{\uparrow}^{\equiv} L$) is a lattice and it is isomorphic to the quotient lattice L/\equiv . Moreover, $\pi_{\downarrow}^{\equiv}$ (resp. π_{\uparrow}^{\equiv}) is a lattice homomorphism.

Out of the characteristics of lattice quotients, we are interested in how they preserve the property of polygonality.

Proposition 1.1.21 ([Rea16, Prop.9-6.2]). Let L be a finite polygonal lattice and \equiv a congruence on L . Then the lattice quotient L/\equiv is polygonal.

Remark 1.1.22. In the case where a lattice is polygonal, lattice congruences may be described in terms of merging/contracting edges. Here we provide the superficial details for this idea together with Figure 1.4. See [Rea16] for the explicit construction. Let (x, y_1) be an edge of a polygonal lattice L contracted by an equivalence relation \equiv . As L is polygonal, (x, y_1) is in a family of polygons. If x is not the minimal element and y_1 is not the maximal element a polygon, one can easily check that no calculations of meets or joins have been affected. In the case that x is minimal, our polygon is $[x, y_1 \vee y_2]$, and we have that $y_1 \vee y_2 = y_1 \vee z \equiv x \vee z = z$ for any $z \in [y_2, y_1 \vee y_2]$. Thus, all elements of $[y_2, y_1 \vee y_2]$ form an equivalence class. Repeating this with the meet operation results on the polygon collapsing onto only two equivalence classes with minimal elements x and y_2 . This happens in each polygon every time a new edge is contracted. We also refer to this phenomenon as the *forcing* of the congruence \equiv ¹.

Informally speaking, a contraction either contracts no other edge of a polygon if it is on a side of the polygon or contracts both sides together with a minimal relation and its maximal opposite. Figure 1.4 shows examples of this where the original contracted edge is in red and the resulting equivalence classes are in blue. The minimal elements of the equivalence classes are in black.

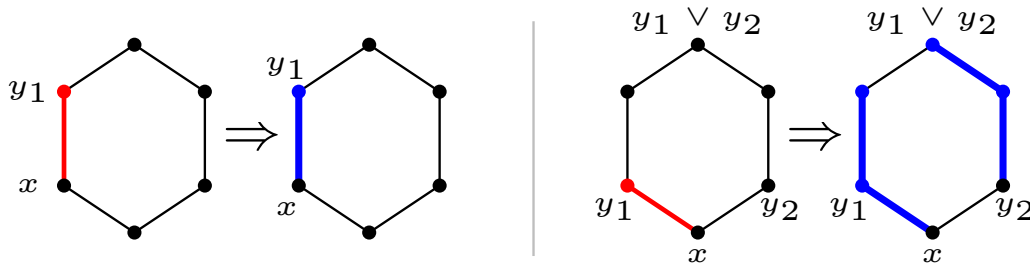


Figure 1.4 – Examples of congruences (in heavily bolded blue) on polygonal lattices generated by an edge contraction (in bolded red).

Figure 1.5 shows an example of a lattice congruence forcing through a bigger lattice following the cases that can happen in each polygon as in Figure 1.4. At each step the new contractions are in red and the old ones in blue. Again, the minimal elements are those colored with black. Only the last poset is a lattice.

1.2 Convex Geometry

In this section we present a selection of basic definitions and results on polytopes based mostly on [GKZ94], [Zie95], and [DRS10]. For a more in depth introduction to polytopes and finer details we refer the reader to [Zie95] and [DRS10].

¹Forcing is a term most known from its use in set theory. In our case of the study of congruences in lattice theory one can find a vague use of this term in [Weh03]. For a concrete use of the term in our context we refer the reader to [Rea16]. In recent times one can see that the term has become standard through its appearance in works such as [PS17], [PPR22], and [BM21].

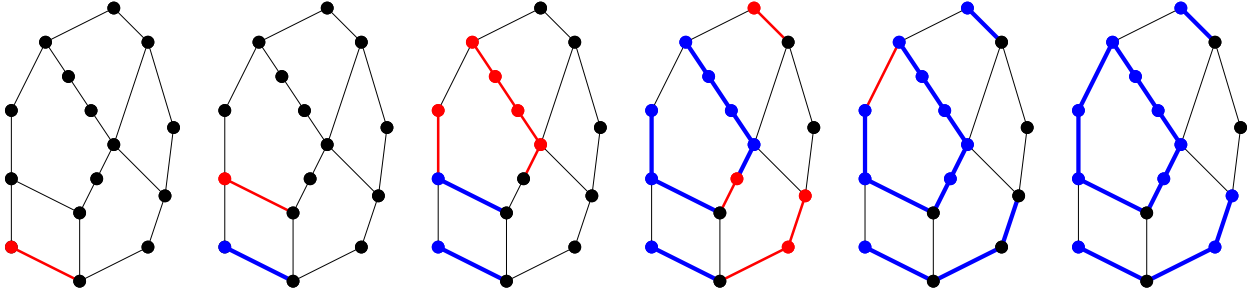


Figure 1.5 – A lattice with a congruence relation forcing through it following the polygon cases of Figure 1.4. The equivalence classes at each step are heavily bolded in blue while the new edges to be contracted are bolded in red.

1.2.1 Polytopes

Definition 1.2.1. Let $\mathcal{A} \subseteq \mathbb{R}^n$ be a set of $k \in \mathbb{Z}_{\geq 0}$ points.

The *affine hull* of \mathcal{A} is

$$\text{aff}(\mathcal{A}) = \left\{ \sum_{i=1}^k \lambda_i a_i : a_i \in \mathcal{A}, \lambda_i \in \mathbb{R}, \sum_{i=1}^k \lambda_i = 1 \right\}.$$

The *cone* or *conic hull* of \mathcal{A} denoted $\text{cone}(\mathcal{A})$ is the set of all conic combinations of \mathcal{A} , that is

$$\text{cone}(\mathcal{A}) = \left\{ \sum_{i=1}^k \lambda_i a_i : a_i \in \mathcal{A}, \lambda_i \in \mathbb{R}_{\geq 0} \right\}.$$

Finally, their *convex hull* $\text{conv}(\mathcal{A})$ is the set of all convex combinations of points in \mathcal{A} . That is,

$$\text{conv}(\mathcal{A}) = \left\{ \sum_{i=1}^k \lambda_i a_i : a_i \in \mathcal{A}, \lambda_i \in \mathbb{R}_{\geq 0}, \sum_{i=1}^k \lambda_i = 1 \right\}.$$

Although the definitions are slightly different, the sets change quickly. Figure 1.6 shows an example of how much these hulls can differ for the same point configuration.

We say that a set \mathcal{A} is *convex* if $\text{conv}(\mathcal{A}) = \mathcal{A}$. We denote the segment $\text{conv}(\{\mathbf{x}, \mathbf{y}\})$ by $[\mathbf{x}, \mathbf{y}]$.

Definition 1.2.2. A *hyperplane* in \mathbb{R}^n is a set of the form $\{\mathbf{x} \in \mathbb{R}^n : \langle \mathbf{x}, \mathbf{v} \rangle = c\}$ obtained by fixing a vector $\mathbf{v} \in \mathbb{R}^n \setminus \{\mathbf{0}\}$ and a scalar $c \in \mathbb{R}$ where $\langle \mathbf{x}, \mathbf{v} \rangle$ denotes the inner product $x_1 v_1 + \dots + x_n v_n$. That is, a subspace of codimension 1 with *normal vector* \mathbf{v} . Visually, the vector \mathbf{v} give the orthogonal direction the subspace while c dictates how shifted it is the origin. In particular, $\mathbf{0}$ is a point of the subspace if and only if $c = 0$. Every hyperplane separates \mathbb{R}^n into two halfspaces. We say that a hyperplane H *supports* a set \mathcal{A} (is a *supporting hyperplane* of \mathcal{A}) if

- \mathcal{A} is contained completely in one of its halfspaces (i.e. $\langle \mathbf{x}, \mathbf{v} \rangle \geq c$ or $\langle \mathbf{x}, \mathbf{v} \rangle \leq c$ for all $x \in \mathcal{A}$),
- $H \cap \mathcal{A}$ is not empty.

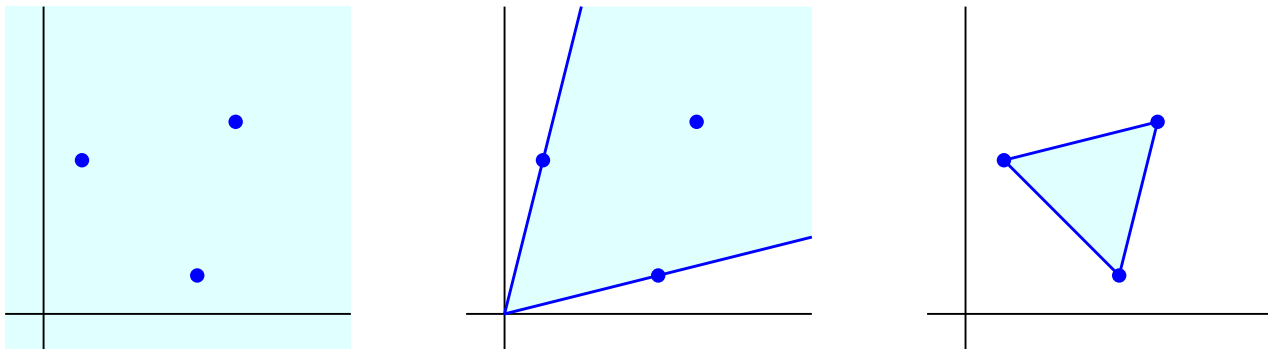


Figure 1.6 – The affine (left), conic (middle), and convex (right) hulls of a set of points.

Definition 1.2.3. [Zie95, Thm.1.1] A *polytope* P is equivalently one of the following:

- \mathcal{V} -description: the convex hull of a finite number of points,
- \mathcal{H} -description the bounded intersection of a finite number of halfspaces.

Figure 1.7 shows an example of a polytope via both descriptions.

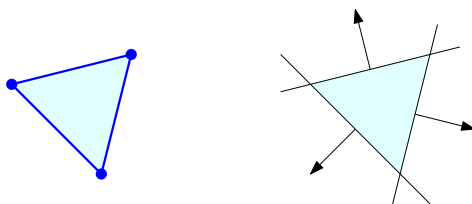


Figure 1.7 – A polytope in \mathbb{R}^2 with its \mathcal{V} -description (left) and \mathcal{H} -description (right).

The *dimension* of a polytope P is the dimension of $\text{aff}(P)$. The *faces* of P are the intersections $P \cap H$ where H is a supporting hyperplane of P . It follows that the faces of P are also polytopes themselves. Notice that the empty set \emptyset and the whole polytope P are faces of P . Certain faces of a polytope of dimension d have their own names:

- A *vertex* of P is a face of dimension 0.
- An *edge* of P is a face of dimension 1.
- A *facet* of P is a facet of dimension $d - 1$ (codimension 1 with respect to P).

The \mathcal{V} and \mathcal{H} descriptions of polytopes are both useful, so we use them interchangeably. Their equivalence is not trivial by any means [Zie95], in particular for computational issues.

Definition 1.2.4. An unbounded intersection of a finite amount of halfspaces is called a *polyhedron*.

Remark 1.2.5. Notice that polytopes do not need to have the maximal dimension possible. Whenever this happens we say that the polytope is *full dimensional*. Most of our polytopes are not full dimensional but do live in nice subspaces of \mathbb{R}^n .

Definition 1.2.6. Let P be a d -dimensional polytope in \mathbb{R}^n . We say that P is

- *simplicial* if every facet of P has exactly d vertices,
- *simple* if every vertex of P is contained in exactly d facets of P .

Example 1.2.7. A polytope P in \mathbb{R}^n that is the convex hull of $d \leq n + 1$ affinely independent points is called a *simplex*. Notice that such a simplex is a polytope of dimension $d - 1 \leq n$ and that its faces are parametrized by subsets of $[d]$. The *standard simplex* Δ_{n-1} is defined as $\text{conv}(\mathbf{e}_i : i \in [n])$. Notice that Δ_{n-1} is both simple and simplicial and its faces are parametrized via all subsets of $[n]$. Its \mathcal{H} -description consists of the inequalities $x_i \geq 0$ for $i \in [n]$ together with $\sum_{i \in [n]} x_i = 1$.

Example 1.2.8. The *standard cube* Cube_n is the n -dimensional polytope $\text{conv}((x_1, \dots, x_n) : x_i \in \{0, 1\})$. Notice that Cube_n is simple but not simplicial. Its \mathcal{H} -description consists of the inequalities $0 \leq x_i$ and $x_i \leq 1$ for all $i \in [n]$. Any other polytope that is combinatorially equivalent (see Definition 1.2.20) to Cube_n is called a *cube*.

There are diverse ways to obtain new polytopes from old ones. We are particularly interested in the following two.

Definition 1.2.9. Given polytopes P, Q in \mathbb{R}^n their *Minkowski sum* is

$$P + Q = \text{conv}(\mathbf{p} + \mathbf{q} : \mathbf{p} \in P, \mathbf{q} \in Q).$$

We denote the sum of k copies of P by kP . Figure 1.8 shows an example of a Minkowski sum.

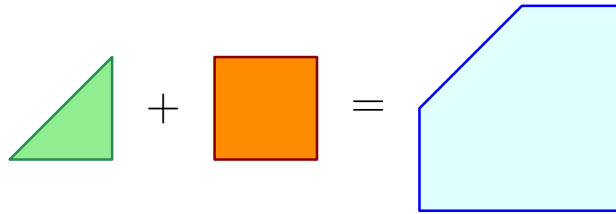


Figure 1.8 – The Minkowski sum of a triangle and a square.

Example 1.2.10. A *zonotope* is a polytope of the form $Z = \mathbf{z} + \sum_{i=1}^k [\mathbf{0}, \mathbf{x}_i]$ for a collection of vectors $\mathbf{z}, \mathbf{x}_1, \dots, \mathbf{x}_k \in \mathbb{R}^n$. Equivalently said, a zonotope is a Minkowski sum of line segments or the affine projection of a cube [Zie95].

Definition 1.2.11. Let P be a polytope defined by a family of halfspaces \mathcal{H} . If for a subset $\mathcal{H}' \subset \mathcal{H}$ the intersection of the corresponding halfspaces is still bounded, then the resulting polytope Q is said to be obtained by *removing facets* of P . An example of this process is shown in Figure 1.9.

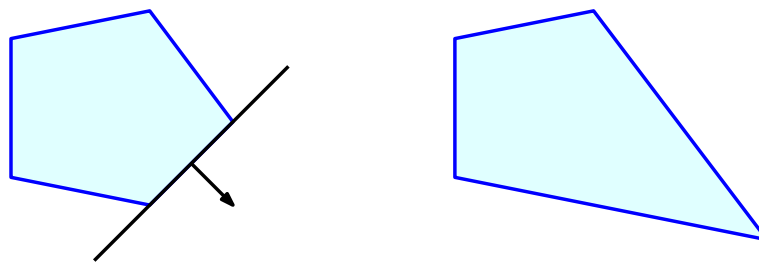


Figure 1.9 – A polytope obtained by removing facets.

1.2.2 Fans

Cones are useful to us as they share an intimate relation with polytopes. We begin by describing how they share some properties of polytopes.

Definition 1.2.12. Given a cone C , the *dimension* of C is the dimension of its affine hull $\text{aff}(C)$. The faces of dimension 1 of C are called *rays* and faces of dimension $d - 1$ are called *facets*. A cone of \mathcal{F} of codimension 0 is called a *chamber*.

Definition 1.2.13. A collection of cones \mathcal{F} in \mathbb{R}^n is a *fan* if it satisfies:

- if F is a face of a cone $C \in \mathcal{F}$, then $F \in \mathcal{F}$,
- if $C_1, C_2 \in \mathcal{F}$, then the cone $C_1 \cap C_2$ is a common face of C_1 and C_2 .

We say that \mathcal{F} is *complete* if $\bigcup_{C \in \mathcal{F}} C = \mathbb{R}^n$, and that \mathcal{F} is *pointed* if $\{\mathbf{0} \in \mathcal{F}\}$. The *dimension* of \mathcal{F} is the dimension of the affine hull of the union of its cones.

In our case all fans are assumed to be complete and pointed. Moreover, we can construct a fan from a polytope in the following way.

Definition 1.2.14. Let P be a polytope. A *normal vector* of a facet F of P is the normal vector of a hyperplane that supports F . The *normal cone* of a non-empty face F is the cone formed from all normal vectors of F . The collection of all normal cones of the faces of P is called the *normal fan* of P and denoted $\mathcal{N}(P)$. Figure 1.10 shows an example of a polytope together with its normal fan.

Since normal cones come from polytopes, their faces have a dual-like description based on their original polytopes.

Remark 1.2.15. Let P be a polytope and $\mathcal{N}(P)$ its normal cone. The following are in correspondence:

- vertices of P with chambers of $\mathcal{N}(P)$,
- edges of P with facets of $\mathcal{N}(P)$,
- facets of P with rays of $\mathcal{N}(P)$.

In general, if P is full dimensional, the k -dimensional faces of P correspond to $(n - k)$ -dimensional faces of $\mathcal{N}(P)$.

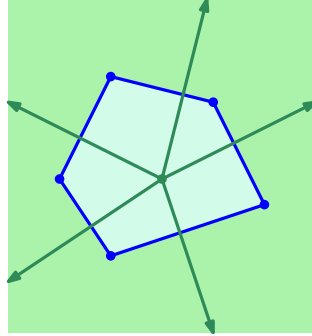


Figure 1.10 – A polytope (blue) together with its normal fan (green).

Definition 1.2.16. Given two fans $\mathcal{F}_1, \mathcal{F}_2$ of \mathbb{R}^n , we say that \mathcal{F}_1 *refines* \mathcal{F}_2 if every cone of \mathcal{F}_2 is a union of cones of \mathcal{F}_1 . Conversely, we say that \mathcal{F}_2 *coarsens* \mathcal{F}_1 .

Example 1.2.17. The following are some examples of fans:

- For the simplex $\text{conv}(\{\mathbf{0}, \mathbf{e}_1, \dots, \mathbf{e}_n\})$ in \mathbb{R}^n , its fan is the fan generated by the collection of vectors $-\mathbf{e}_1, \dots, -\mathbf{e}_n$ and $\mathbf{1}$.
- For a zonotope of the form $Z = \mathbf{z} + \sum_{i=1}^k [\mathbf{0}, \mathbf{x}_i]$ the normal fan is the fan given by the arrangement of the respective hyperplanes normal to $\mathbf{x}_1, \dots, \mathbf{x}_k$.
- For a Minkowski sum $P + Q$, the normal fan $\mathcal{N}(P + Q)$ is the common refinement of $\mathcal{N}(P)$ and $\mathcal{N}(Q)$.

1.2.3 Realizations

Let P be a polytope in \mathbb{R}^n with vertices $\{\mathbf{p}_1, \dots, \mathbf{p}_r\}$. The search of which sets of vertices can play the role of defining a particular polytope is not easy. Moreover, knowing when two sets of vertices give the same polytope is complicated as well. Similarly, if we are given a set of vertices and its convex hull, it is not immediate to know how much one can budge a vertex and still preserve the combinatorics of the original polytope. This begs the question, is there a ‘good’ set of vertices that can be constructed algorithmically/combinatorially to define a particular polytope? This can be called the realization problem over polytopes. Linked to this problematic, another classical problem of polytopes is to understand the combinatorial structure of its 1-skeleton.

Definition 1.2.18. The *1-skeleton* of P is the graph on the vertices and edges of P . In the case that there is another polytope Q such that the 1-skeleton of P is isomorphic to a subgraph of the 1-skeleton of Q , we say that P is *embeddable* in Q .

The 1-skeleton of a polytope sometimes corresponds to the Hasse diagram of a poset by orienting the polytope in a generic direction. A non-example of this is the simplex Δ_n as it does not have a corresponding poset since a Hasse diagram cannot have triangles. In Chapter 6 we study this particular problem for a particular polytope. First we need the following notions to get there.

Definition 1.2.19. The *face lattice* $Fl(P)$ of a polytope P is the poset of all faces of P ordered by inclusion. The meet of two faces is their intersection and the join is the smallest face containing them.

Definition 1.2.20. A polytope $Q = \text{conv}(\{\mathbf{q}_i\}_{i=1}^r)$ is *combinatorially equivalent* to P if the face lattices $Fl(P)$ and $Fl(Q)$ are isomorphic. Given a poset (F, \leq) , we say that P *realizes* the order (F, \leq) if there is an order-preserving bijection between an orientation of the 1-skeleton of P and the elements of F .

It is possible to study in more generality the realizations of polytopes via their realization space, but such topic falls outside the scope of this thesis. We refer the reader to [RG06].

Example 1.2.21. The boolean lattice on $[n]$ is realized by the Cube_n , and it is the face lattice of the simplex Δ_{n-1} . In this case each vertex of the cube corresponds to the characteristic vectors of a subset of $[n]$. The case $n = 3$ is shown in Figure 1.11.

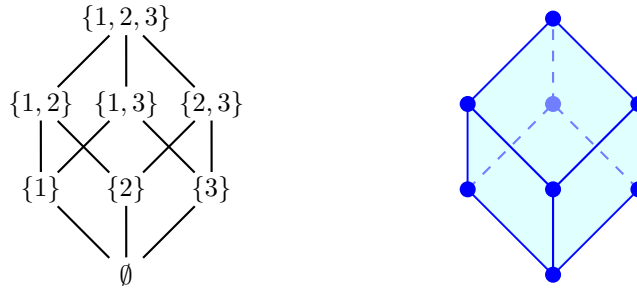


Figure 1.11 – The boolean lattice of $[3]$ and one of its realizations.

We now give other notions under which polytopes can be considered equivalent which are exemplified in Figure 1.12

Definition 1.2.22. Let $P \subset \mathbb{R}^n$ and $Q \subset \mathbb{R}^m$ be two polytopes. We say that P and Q are

- *normal equivalent* if we have $\mathcal{N}(P) = \mathcal{N}(Q)$ for their normal fans,
- *integrally equivalent* if there exists an affine function $f : \mathbb{R}^n \rightarrow \mathbb{R}^m$ whose restriction $f : P \rightarrow Q$ is a bijection and $f(P \cap \mathbb{Z}^n) = Q \cap \mathbb{Z}^m$, that is, f preserves the lattice structure.

1.2.4 Complexes and Subdivisions

Apart from studying polytopes by themselves, we can study the structures they make gluing them together into complexes or dividing them into smaller polytopes giving subdivisions.

Definition 1.2.23. A *polyhedral complex* \mathcal{C} is a collection of polyhedra such that

1. if $P \in \mathcal{C}$ and F is a face of P , then $F \in \mathcal{C}$,
2. if $P_1, P_2 \in \mathcal{C}$, then $P_1 \cap P_2$ is a face of both P_1 and P_2 .

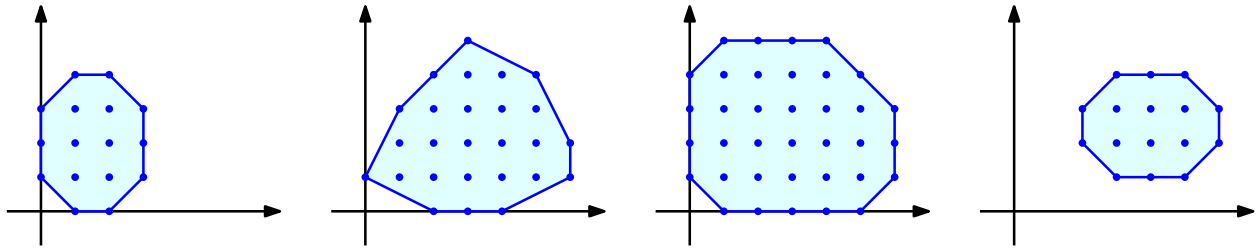


Figure 1.12 – A collection of combinatorially equivalent polytopes. All except the second one are normal equivalent and only the first and last are integrally equivalent.

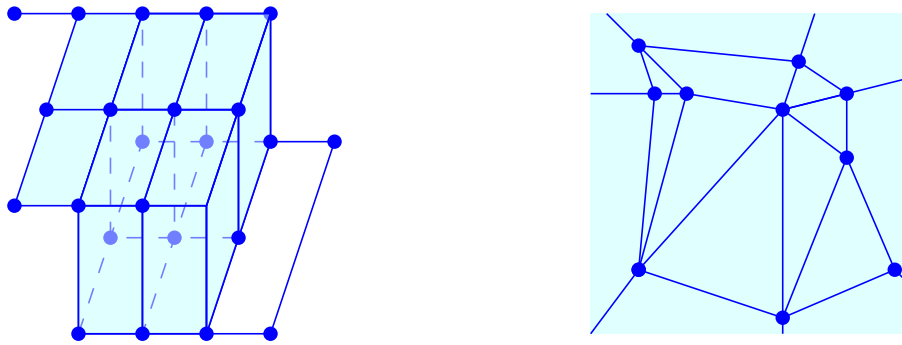


Figure 1.13 – A non-pure polytopal complex of dimension 3 and a pure polyhedral complex of dimension 2.

The polyhedra forming a complex \mathcal{C} are called the *cells* of the complex. A cell is a *boundary cell* if it has a supporting hyperplane that also supports \mathcal{C} . Otherwise, it is an *interior cell*.

The polyhedral subcomplex of cells of dimension k is the *k -dimensional skeleton* of \mathcal{C} . If all maximal cells under inclusion have the same dimension, then \mathcal{C} is called a *pure complex*.

A polyhedral complex is a *polytopal complex* if all its polyhedra are bounded (that is, polytopes). The *face poset* of a polyhedral complex \mathcal{C} is the poset (\mathcal{C}, \subseteq) and the dimension of \mathcal{C} is the maximal dimension of its polyhedra.

See Figure 1.13 for an example of a polytopal complex and a polyhedral complex.

Example 1.2.24. Let H be a polyhedron.

- The complex $\mathcal{C}(H)$ is the polytopal complex formed by all of its faces. If H is a polytope, the face poset is exactly the face lattice $Fl(H)$.
- Let H be a polyhedron. The boundary complex $\mathcal{C}(\partial H)$ is the subcomplex of $\mathcal{C}(H)$ given by all proper faces of H .

We are interested in a particular complex of polytopes that is obtained from a polytope by dividing it geometrically.

Definition 1.2.25. Consider a point configuration \mathcal{A} with polytope $P = \text{conv}(\mathcal{A})$ and $\dim(P) = n$. A *polytopal subdivision* of \mathcal{A} is a collection of polytopes $\mathcal{S} = \{S_i := \text{conv}(\mathcal{A}_i)\}$ such that

1. $\mathcal{A}_i \subset \mathcal{A}$ and $\dim(S_i) = n$ for all i ,
2. any intersection $S_i \cap S_j$ is a face of S_i and S_j and $\mathcal{A}_i \cap S_i \cap S_j = \mathcal{A}_j \cap S_i \cap S_j$ for all pairs i, j ,
3. $\bigcup_i S_i = P$.

When all points in \mathcal{A} are vertices of P we say that \mathcal{S} is a *polytopal subdivision* of P .

Definition 1.2.26. Let $\mathcal{S} = \{S_i\}$, $\mathcal{T} = \{T_j\}$ be two subdivisions of a point configuration \mathcal{A} . We say that \mathcal{S} *refines* \mathcal{T} if for every T_j , the collection of S_i such that $S_i \subseteq T_j$ is a subdivision of T_j . Moreover, this implies that the set of subdivisions of \mathcal{A} is a partially ordered set with respect to refinement. The minimal elements of such a poset are the *triangulations* of \mathcal{A} and the maximal element is P . Figure 1.14 shows an example of a general subdivision and a triangulation of a point configuration.



Figure 1.14 – Two subdivisions of a point configuration and two subdivisions of a polytope. Only the second and fourth subdivisions are triangulations in their respective cases.

Definition 1.2.27. Let \mathcal{A} be a point configuration in \mathbb{R}^n . A *height function* is a function $h : \mathcal{A} \rightarrow \mathbb{R}_{\geq 0}$.

We now show a way to use height functions to obtain subdivisions of polytopes.

Definition 1.2.28. Let h be a height function of a point configuration \mathcal{A} in \mathbb{R}^n such that $P = \text{conv}(\mathcal{A})$ and consider the $n + 1$ -dimensional polyhedron

$$P_h = \text{conv}((\mathbf{x}, y) : y \leq h(\mathbf{x}), \mathbf{x} \in \mathcal{A}, y \in \mathbb{R}).$$

The upper faces of P_h can be seen to be defined by the piecewise-linear function $f_h : P \rightarrow \mathbb{R}$ with $f_h(\mathbf{x}) = \max(y : (\mathbf{x}, y) \in P_h)$. Since the upper facets are n -dimensional the projection over the last coordinate of them gives polytopes S_i . Then $\mathcal{S} = \{S_i\}$ is a subdivision of P . If h is generic then the subdivision is a triangulation of P .

A subdivision \mathcal{S} obtained in this way using a height function is a *regular subdivision*. Such a height function is said to be *admissible* with respect to \mathcal{S} .

Definition 1.2.29. [San05] Consider n -dimensional polytopes P_1, \dots, P_k in \mathbb{R}^n with $P_i = \text{conv}(\mathcal{A}_i)$. A *Minkowski cell* of the Minkowski sum $\sum P_i$ is a full dimensional polytope B of the form $\sum B_i$ where $B_i = \text{conv}(\mathcal{A}'_i)$ and $\mathcal{A}'_i \subseteq \mathcal{A}_i$.

A *mixed subdivision* of said Minkowski sum is a collection of Minkowski cells \mathcal{B} such that

- $\bigcup_{B \in \mathcal{B}} B = \sum P_i$,

- for any Minkowski cells $B = \sum B_i$ and $B' = \sum B'_i$, then for $i \in [k]$ the intersection $B_i \cap B'_i$ is a common face.

A *fine mixed subdivision* is a minimal mixed subdivision via containment of its summands.

In Figure 1.15 we show an example of a Minkowski cell inside a mixed subdivision. Notice that the Minkowski cells are not necessarily always simplices. Still, they are Minkowski sums of simplices if the mixed subdivision is fine.

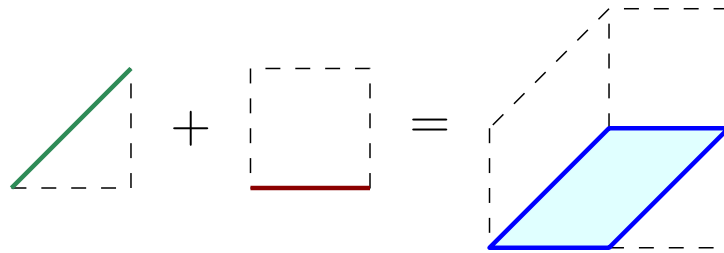


Figure 1.15 – The Minkowski cell in a mixed subdivision of a Minkowski sum.

Sometimes, instead of studying a certain characteristic of a polytope, one can study another structure on a related polytope. Fortunately for us this is the case between certain mixed subdivisions and polytopal subdivisions of certain polytopes via a theorem called the *Cayley trick*. The Cayley trick is useful to us as it not only permits us to relate the combinatorics of distinct polytopes but also reduces greatly the ambient dimension where we work. For an extensive view of applications of the Cayley trick we refer the reader to [Stu94], [HRS00], [San05], and [DRS10].

Definition 1.2.30. Given polytopes P_1, \dots, P_k in \mathbb{R}^n we define the *Cayley embedding* as

$$\mathcal{C}(P_1, \dots, P_k) := \text{conv}(\{\mathbf{e}_1\} \times P_1, \dots, \{\mathbf{e}_k\} \times P_k) \subset \mathbb{R}^k \times \mathbb{R}^n.$$

Proposition 1.2.31 (*The Cayley trick* [San05, Thm. 1.4]). Let P_1, \dots, P_k be polytopes in \mathbb{R}^n . The regular polytopal subdivisions (resp. triangulations) of the Cayley embedding $\mathcal{C}(P_1, \dots, P_k)$ are in bijection with the regular mixed subdivisions (resp. fine mixed subdivisions) of $P_1 + \dots + P_k$.

Remark 1.2.32. The bijection consists of taking a polytopal subdivision of $\mathcal{C}(P_1, \dots, P_k)$ and intersecting it with the subspace $(\sum \frac{1}{k} \cdot \mathbf{e}_i)_{i=1}^k \times \mathbb{R}^n$. The result of this operation is a mixed subdivision of $P_1 + \dots + P_k$ up to a scaling of $\frac{1}{k}$. Figure 1.16 exemplifies this process.

1.3 Automata Theory

We now move on to describe the bases of automata following notation from [FS09]. For a wider introduction to automata see [Eil74].

Definition 1.3.1. An *alphabet* is a set such that its elements are called *letters* \mathcal{A} . A *word* on this alphabet is a finite sequence of letters. A collection of words is called a *language*.

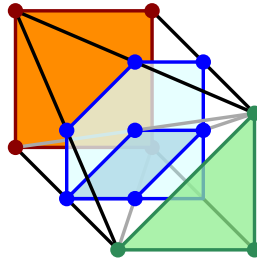


Figure 1.16 – The Cayley trick illustrated following Figure 1.15. Figure inspired from [DRS10].

A finite *automaton* \mathbb{A} is a directed multigraph with edges labeled by letters from a finite alphabet \mathcal{A} . The vertices of \mathbb{A} are called *states* and denoted by Q . The edges of \mathbb{A} are said to be the *transitions* of the automaton. Unless stated otherwise, our automata have only 1 starting state denoted by q_0 . The set of final states is denoted by $Q_f \subseteq Q$. Graphically we represent a final state as a double circle and a non-final state as a simple circle.

\mathbb{A} is *deterministic* if for every state $q \in Q$ and letter $a \in \mathcal{A}$ there is at most one transition labeled by a leaving q . Otherwise, \mathbb{A} is *non-deterministic*. If there is exactly one transition labeled by a leaving q for all $a \in \mathcal{A}$ and $q \in Q$, we say that \mathbb{A} is *complete*.

Automata are useful as they process words in the alphabet \mathcal{A} and determine a language out of said words.

Definition 1.3.2. Let \mathbb{A} be an automaton with alphabet \mathcal{A} and $w = w_1 \dots w_n$ a word of \mathcal{A} . We say that \mathbb{A} *accepts* w if there is a sequence of edges in \mathbb{A} starting from q_0 and ending in a final state q_f such that the concatenation of the labels of the edges is precisely w . Otherwise, we say that \mathbb{A} *rejects* w .

Informally in a deterministic finite automaton (*DFA*), this amounts to reading the word w from left to right and following the transitions of \mathbb{A} accordingly. If the word is accepted, we also say that \mathbb{A} *recognizes* w . See Figure 1.17 for an example.

DFA are of particular interest to us since they can be used to characterize patterns in words.

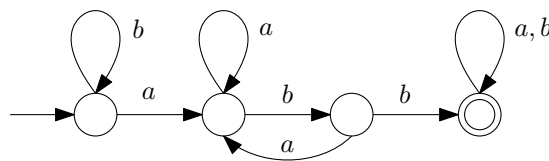


Figure 1.17 – An automaton that recognizes words containing the pattern abb . Figure based on [FS09].

Definition 1.3.3. Let \mathbb{A} be an automaton with alphabet \mathcal{A} . The *language* of \mathbb{A} is the set of words accepted by \mathbb{A} . We denote it by $\mathcal{L}(\mathbb{A})$. In particular, a language of a DFA or a language recognized by a DFA is called a *regular language*.

Definition 1.3.4. Let $\mathbb{A}_1, \mathbb{A}_2$ be automata over an alphabet \mathcal{A} . The *product automaton* $\mathbb{A}_1 \times \mathbb{A}_2$ is the automaton over \mathcal{A} with state set $Q_1 \times Q_2$. The initial state is (q_{01}, q_{02}) and the set of final states

1.3. Automata Theory

is $Q_{f_1} \times Q_{f_2}$. There is a transition between (q_1, q_2) and (q'_1, q'_2) labeled $a \in \mathcal{A}$ if and only if there exists transitions between q_1 and q'_1 and q_2 and q'_2 both with label a .

We provide the product of two automata in Figure 1.18.

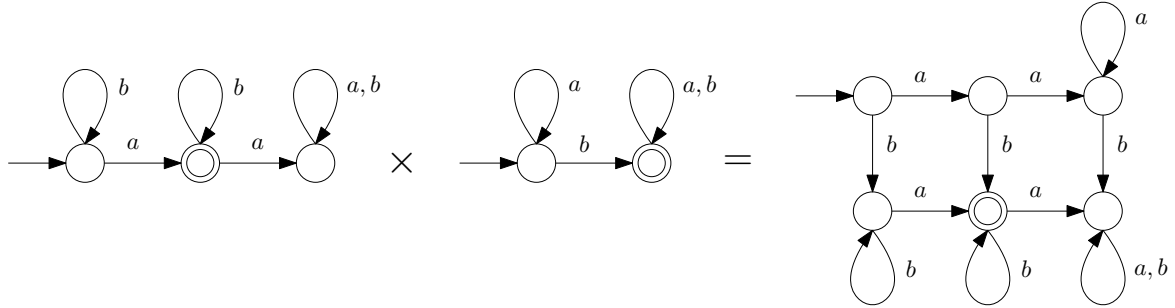


Figure 1.18 – Two automata and their product.

Chapter 2

Weak Order, Quotients, and Generalizations

This chapter lays out our main objects of study: the weak order, permutrees, other Coxeter groups, and the s -weak order. Since they are all objects that have as a common point permutations, we bundle them together in what follows.

2.1 Permutations

We begin stating some properties of permutations and the weak order that are at the core of our thesis.

2.1.1 Combinatorics

We present the main results on permutations and the weak order that we need. For a more in depth view of this subject we recommend [CSW16], [BB06], and [Sta11].

Definition 2.1.1. Given $n \in \mathbb{N}$, the set of *permutations* of size n denoted by \mathfrak{S}_n is the set of bijections from $[n]$ to $[n]$. For us permutations are denoted in *1-line notation*, that is, as a sequence of numbers $\pi = \pi_1\pi_2 \dots \pi_n$ where $\pi_i := \pi(i)$.

Another way to represent permutations is via its factorization into cycles. An *l -cycle* is a sequence $(i_1 i_2 \dots i_l)$ such that $\pi_{i_k} = i_{k+1}$ and $\pi_{i_l} = i_1$. A permutation is then a product of disjoint cycles which is called its *cycle decomposition*.

The following is a visual way to describe a permutation useful to us.

Definition 2.1.2. The *table* of a permutation π is the $n \times n$ grid with points in positions $(\pi(i), i)$. The positions equivalently are given by $(i, \pi^{-1}(i))$.

Example 2.1.3. The permutation $\pi = 41325$ can be represented as $(1\ 4\ 2)(3)(5)$ or $(3)(4\ 2\ 1)(5)$. Its table is given in Figure 2.1.

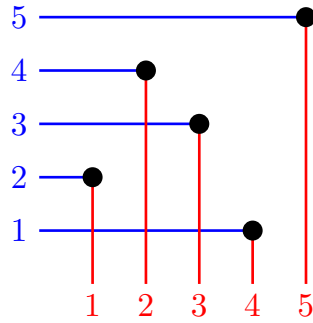


Figure 2.1 – The table of $\pi = 41325$.

Definition 2.1.4. Given a permutation $\pi \in \mathfrak{S}_n$ in 1-line notation, its corresponding *total order* is the order given by $\pi_1 < \pi_2 < \dots < \pi_n$. Following this, we say that given a poset (P, \leq_P) , the set of its linear extensions is a subset of \mathfrak{S}_n .

Definition 2.1.5. Permutations whose cycle decomposition is formed only by 1-cycles and a 2-cycle $(i\ j)$ with $i < j$ are called *transpositions* and are denoted by $\tau_{i,j}$. If $j = i + 1$ we call them *adjacent transpositions* and denote them by s_i .

As we are working with permutations, we also consider their actions on permutations themselves. We say that transposition $\tau_{i,j}$ acts on a permutation π

- on its *right* if it interchanges the values of π_i and π_j and leaves the rest of the elements the same (i.e. interchanges positions i and j),
- on its *left* if it interchanges the values of i and j and leaves the rest of the elements the same (i.e. interchanges positions π_i^{-1} and π_j^{-1}).

We denote these actions as $\pi \circ \tau_{i,j}$ and $\tau_{i,j} \circ \pi$ respectively.

Example 2.1.6. Consider the permutation $\pi = 41325$. Then $\pi \circ \tau_{2,4} = 42315$ via the right action, and $\tau_{2,4} \circ \pi = 21345$ via the left.

Definition 2.1.7. Given words π, σ on $[n]$ of respective lengths $r > s$, we say that π *contains* the pattern σ if there is a subsequence of π whose relative order is isomorphic to the relative order of σ . If no such subsequence exists, we say that π *avoids* the pattern σ .

Example 2.1.8. Let $\pi = 1352645$. Then π contains the patterns 231 and 121 as it respectively contains the subsequences 352 and 565. It avoids the pattern 321 as no subsequence of π has relative order isomorphic to 321.

Definition 2.1.9. Let $\pi \in \mathfrak{S}_n$ be a permutation and $(i, j) \in [n]^2$ such that $i < j$. If $\pi_i > \pi_{i+1}$ (resp. $\pi_i < \pi_{i+1}$) then i is said to be a *descent* (resp. *ascent*) of π . We say that (i, j) is an *inversion* of π if $\pi_i^{-1} > \pi_j^{-1}$ and denote by $\text{inv}(\pi)$ the set of inversions of π . Otherwise, (i, j) is a *version* and the set of versions is denoted $\text{ver}(\pi)$. Letting $a_i := |\{j \in [i + 1, n] : \pi_i^{-1} > \pi_j^{-1}\}|$ (i.e. the amount of elements transposed relative to i), the sequence (a_1, \dots, a_{n-1}) is called the *Lehmer code* or *inversion vector* of π . Note that we omit a_n since it is always 0.

Remark 2.1.10. The reader may notice that our definition of inversions can also be found in the literature as that of coinversions. Here we have opted for the definition using the inverse permutation in aims to be consistent with [PP18] and how to relate tables of permutations with binary trees, permutrees, and decreasing trees.

Proposition 2.1.11 ([Sta11, Prop.1.3.12]). Let $\mathcal{B}_n := [0, n - 1] \times [0, n - 2] \times \cdots \times [0, 1]$. The map $\mathcal{L} : \mathfrak{S}_n \rightarrow \mathcal{B}_n$ sending each permutation to its Lehmer code is a bijection.

Example 2.1.12. Consider the permutation $\pi = 41325$. Then

$$\begin{aligned} \text{inv}(\pi) &= \{(1, 4), (2, 3), (2, 4), (3, 4)\}, \\ \text{ver}(\pi) &= \{(1, 2), (1, 3), (1, 5), (2, 5), (3, 5)\}, \end{aligned}$$

and its Lehmer code is $(1, 2, 1, 0)$.

Proposition 2.1.13 ([GR63, Thm.2],[CSW16, Lem.7-2.4]). A subset of \mathbb{N}^2 of the form $E = \{(i, j) : i < j\}$ is the inversion set of a permutation in \mathfrak{S}_n if and only if E is transitive and cotransitive.

2.1.2 Weak Order

Permutations allow themselves to be partially ordered in several ways. We focus on the orders that come from the containment of inversion sets. Enter the main object of this thesis, the weak order.

Definition 2.1.14. The *(right) weak order* on \mathfrak{S}_n is the partial order \leq such that for $\pi, \sigma \in \mathfrak{S}_n$ we have that $\pi \leq \sigma \iff \text{inv}(\pi) \subseteq \text{inv}(\sigma)$.

The minimal (resp. maximal) element of \mathfrak{S}_n under this definition is the *identity permutation* $e = 123 \dots n$ (resp. *longest element* $w_0 = n \dots 321$).

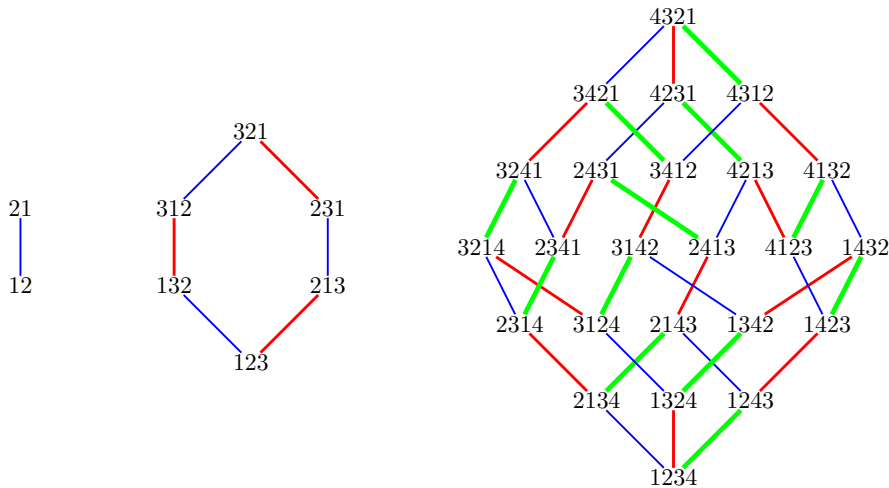


Figure 2.2 – The weak orders for \mathfrak{S}_2 , \mathfrak{S}_3 , and \mathfrak{S}_4 with edges given by the adjacent transpositions $s_1 = (1\ 2)$, $s_2 = (2\ 3)$ (bolded), and $s_3 = (3\ 4)$ (heavily bolded).

Proposition 2.1.15 ([CSW16]). The cover relations of (\mathfrak{S}_n, \leq) are given by $\pi < \sigma$ if and only if $\sigma = \pi \circ s_i$ for some $i \in [n - 1]$. Moreover, $\text{inv}(\sigma) = \text{inv}(\pi) \cup \{(\pi_i, \pi_{i+1})\}$.

This is a powerful proposition as it allows us to think of all edges of the weak order as adjacent transpositions. That is, to find what order of adjacent transpositions gives a permutation, it is enough to follow a route on the poset. Figure 2.2 shows how this is the case for $n = 2, 3, 4$. Furthermore, we get the following result.

Corollary 2.1.16. The weak order (\mathfrak{S}_n, \leq) is ranked by the amount of adjacent transpositions needed to form a permutation starting from the identity permutation. That is, $\text{rank}(\pi) = |\text{inv}(\pi)|$ with minimal and maximal values $\text{rank}(e) = 0$ and $\text{rank}(w_0) = \binom{n}{2}$.

Both inversions and the weak order can be defined for the left action of transpositions on permutations. This gives the *left weak order* which we state here for completeness.

Definition 2.1.17. The cover relations of (\mathfrak{S}_n, \leq_L) are given by $\pi < \sigma$ if and only if $\sigma = s_i \circ \pi$ for some $i \in [n - 1]$.

The left and right weak order are not the same. However, they are isomorphic and thus the results we write for the right weak order are equally true for the left weak order. The following proposition gives the isomorphism and Figure 2.3 shows the left and right weak orders for $n = 4$.

Proposition 2.1.18. The map $\pi \mapsto \pi^{-1}$ is an isomorphism between the left and right weak orders.

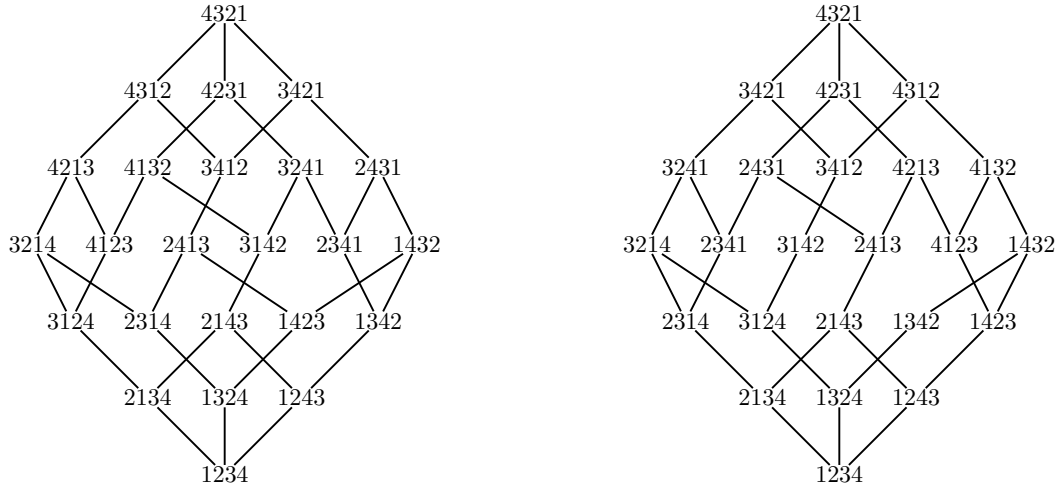


Figure 2.3 – The left (left) and right (right) weak orders on \mathfrak{S}_4 .

Proposition 2.1.19 ([GR63],[HP07]). The weak order (\mathfrak{S}_n, \leq) is a lattice. Moreover, the meet and join of $\pi, \sigma \in \mathfrak{S}_n$ are given by the permutations $\pi \wedge \sigma$ and $\pi \vee \sigma$ such that

$$\begin{aligned} \text{inv}(\pi \wedge \sigma) &= \{\text{inv}(\pi) \cup \text{inv}(\sigma)\}^{tc}, \\ \text{ver}(\pi \vee \sigma) &= \{\text{ver}(\pi) \cup \text{ver}(\sigma)\}^{tc}. \end{aligned}$$

Proposition 2.1.20 ([CSW16, Thm.7-4.3]). The weak order (\mathfrak{S}_n, \leq) is an autodual lattice via the involutive dual automorphism f such that $\text{inv}(f(\pi)) = \text{inv}(w_0) \setminus \text{inv}(\pi)$ for $\pi \in \mathfrak{S}_n$. In particular, it satisfies $\pi \wedge f(\pi) = e$ and $\pi \vee f(\pi) = w_0$ for all π .

2.1.3 Permutahedra

In addition of having a nice combinatorial structure, the weak order enjoys several geometric interpretations which also have rich combinatorial properties.

Definition 2.1.21. The *permutahedron* is the polytope Perm_n defined equivalently as:

- the convex hull of the coordinates $(\sigma_1, \dots, \sigma_n)$ for $\sigma \in \mathfrak{S}_n$,
- the intersection of the following hyperplane and half-spaces

$$\left\{ \mathbf{x} \in \mathbb{R}^n : \sum_{i \in [n]} x_i = \binom{n+1}{2} \right\} \cap \bigcap_{\emptyset \subsetneq I \subsetneq [n]} \left\{ \mathbf{x} \in \mathbb{R}^n : \sum_{i \in I} x_i \geq \binom{|I|+1}{2} \right\},$$

- the shifted zonotope $\sum_{1 \leq i < j \leq n} [\mathbf{e}_i, \mathbf{e}_j]$.

See Figure 2.4 for an example of Perm_4 .

Proposition 2.1.22. Let $\mathbf{v} = (\mathbf{w}_0) - (\mathbf{e}) = (n-1, n-3, \dots, -n+3, -n+1) = (2i-n-1)_{i \in [n]}$. The Hasse diagram of the weak order (\mathfrak{S}_n, \leq) is isomorphic to the 1-skeleton of the permutahedron Perm_n oriented with the vector \mathbf{v} .

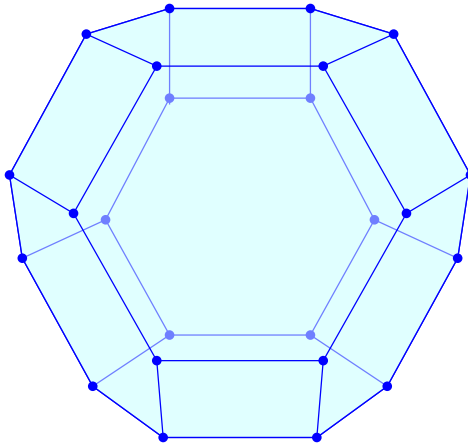


Figure 2.4 – The permutahedron Perm_4 .

There is a detail we must take care of when talking about Proposition 2.1.22. Our weak order (\mathfrak{S}_n, \leq) is the right weak order whereas the poset obtained from the oriented 1-skeleton of Perm_n gives the left weak order. We know from Proposition 2.1.18 that both orders are isomorphic already. We go one step further and present a way to see both of this orders by describing the faces of the permutahedron combinatorially through different combinatorial objects. See Figure 2.5.

Definition 2.1.23 ([NT06],[HNT08]). A finite word over the alphabet $\mathbb{N}_{>0}$ is *packed* if all the letters between 1 and its maximum m appear at least once.

Definition 2.1.24. An *ordered partition* λ of $[n]$ into k parts is a sequence $\tau = (\tau_1, \dots, \tau_k)$ such that the disjoint union of the parts gives $\bigsqcup_{i \in [k]} \tau_i = [n]$.

The following propositions describing the faces of the permutahedron in terms of packed words and ordered partitions are well known and thus are adapted to our context. We refer the reader to [NT06], [HNT08], [Sim97], and [Mat03] for further details and connections of this phenomenon.

Proposition 2.1.25. The faces of the permutahedron Perm_n are in bijection with the packed words of length n . The face corresponding to a packed word w with maximum k is the $(n - k)$ -dimensional face given by the convex hull of the $\sigma \in \mathfrak{S}_n$ such that if $w_i < w_j$ then $\sigma_i^{-1} < \sigma_j^{-1}$.

Proposition 2.1.26. The faces of the permutahedron Perm_n are in bijection with the ordered partitions of $[n]$. The face corresponding to the ordered partition $\tau = (\tau_1, \dots, \tau_k)$ is the $(n - k)$ -dimensional face given by the convex hull of the $\sigma \in \mathfrak{S}_n$ such that $\sigma \prec \tau$ where \prec is the refinement order for partitions.

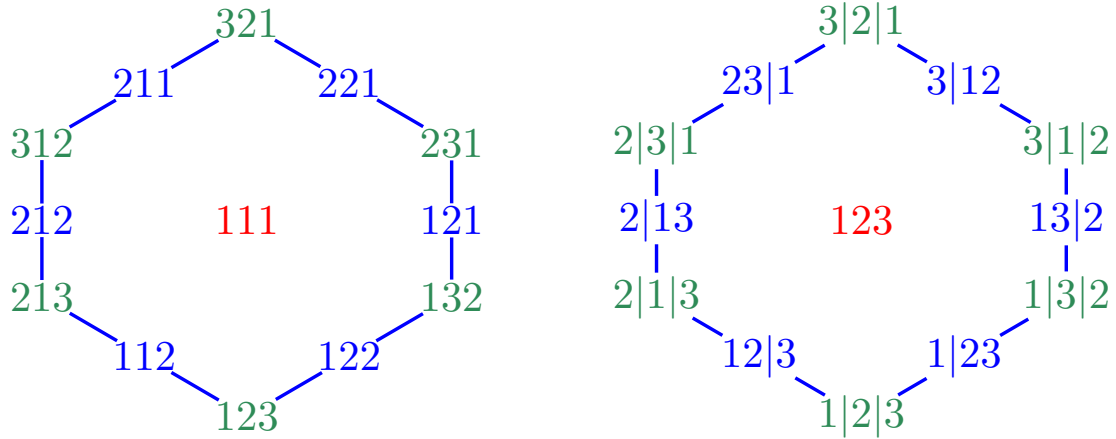


Figure 2.5 – Perm_3 with faces labeled with packed words (left) and ordered partitions (right).

Following Figure 2.5 one might sense that ordered partitions correspond to the right weak order and packed words to the left weak order. That is part of a more general story that lands outside the scope of this thesis. We refer the reader for more details about this respectively to [Sim97], [Mat03], and [Pil20] for the ordered partitions side and [NT06], [Ton97], and [Mlo22] for the packed words side.

Having talked about the permutahedron Perm_n , we now move to talk about its normal fan. Via the zonotope description of Definition 2.1.21 we can describe it easily as follows.

Proposition 2.1.27. The normal fan $\mathcal{N}(\text{Perm}_n)$ is the fan formed by the collection of hyperplanes of the form $x_i = x_j$ for all $1 \leq i < j \leq n$. This fan is known as the *braid fan*.

Definition 2.1.28. A polytope P with $n := \dim(P)$ is a *generalized permutahedron* if its normal fan $\mathcal{N}(P)$ coarsens the braid fan $\mathcal{N}(\text{Perm}_n)$. Generalized permutahedra are also equivalently defined as any polytope $P \in \mathbb{R}^n$ such that any edge (\mathbf{v}, \mathbf{u}) satisfies $\mathbf{v} - \mathbf{u} = \lambda(\mathbf{e}_i - \mathbf{e}_j)$ for some $\lambda \in \mathbb{R}$ and $1 \leq i < j \leq n$. A polytope obtained by removing facets (i.e. deleting inequalities in the \mathcal{H} -description) from Perm_n is called a *removahedron*.

Example 2.1.29. The zonotope $\text{conv}((0, 0, 0), (1, -1, 0), (0, 1, -1), (1, 0, -1))$ is a generalized permutahedron. Notice that this polytope is combinatorially equivalent to Cube_2 . In general all polytopes that are combinatorially equivalent to Cube_n are generalized permutahedra in this sense.

Example 2.1.30. Generalized permutahedra do not need to strictly coarsen the braid fan. Figure 2.6 shows three examples of generalized permutahedra. The first one is the permutahedron Perm_4 itself while the second is a polytope combinatorially equivalent to Perm_4 . The third one is a generalized permutahedron with a coarser fan.

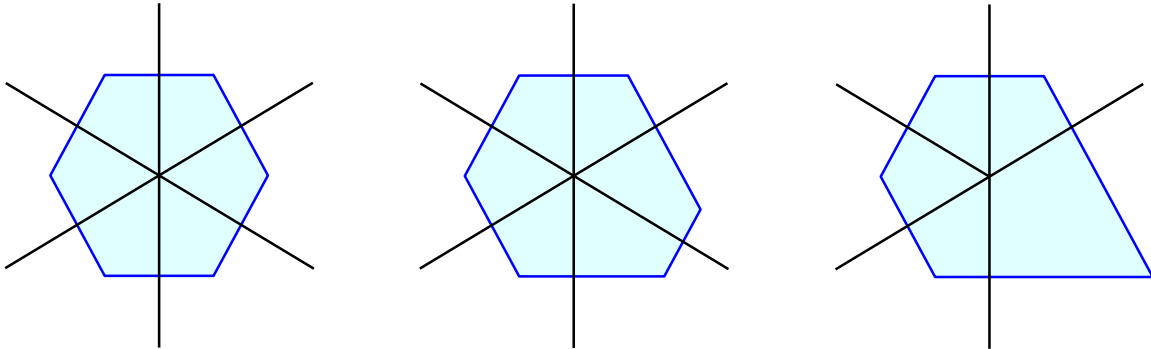


Figure 2.6 – 3 examples of Generalized permutahedra together with their normal fans.

2.1.4 Cubical Embeddability

Apart from the standard permutahedron, another possible combinatorial realization of Perm_n is its embedding into a dilatation of the $n - 1$ -cube Cube_{n-1} ([BF71], [RR02]). This embedding is shown in Figure 2.7 for $n = 4$. This structure appears also as a particular case of δ -cliff posets (see [CG22, Prop.1.2.1.])

Proposition 2.1.31 ([RR02, Thm.3.1]). Let $Q_{n-1} = [0, n-1] \times \cdots \times [0, 1]$. The permutahedron Perm_n is embeddable in the cube Q_{n-1} via the function that sends a permutation to its Lehmer code (inversion vector).

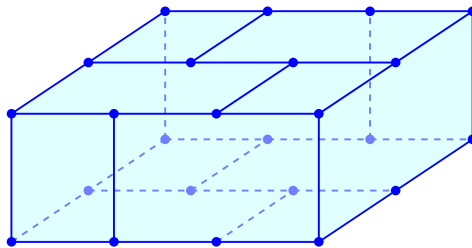


Figure 2.7 – The cubical embedding of Perm_4 .

2.2 Binary Trees

Permutations share connections with many combinatorial families. One of the most classical ones come from binary trees which we now proceed to describe.

2.2.1 Combinatorics

Definition 2.2.1. A *binary tree* is a rooted plane tree (i.e. with a concrete embedding) on the nodes $\{v_1, \dots, v_n\}$ where each node has exactly two subtrees. In other words, each node has exactly two children and one parent. We denote the collection of binary trees with n nodes by \mathcal{BT}_n . The left (resp. right) subtree of a node v_i is denoted by L_i (resp. R_i). We say that $i \rightarrow j$ if either $v_i \in L_j$ or $v_i \in R_j$. Given a binary tree T , its *partial order* on $[n]$ is defined by $i < j$ if $i \rightarrow j$.

Binary trees are an interesting family of combinatorial objects. In particular, they are counted by the *Catalan numbers* $C_n = \frac{1}{n+1} \binom{2n}{n}$. Catalan numbers appear in a wide variety of combinatorial problems as they count a plethora of combinatorial families. So many in fact (200+) that we avoid going in detail about them. We refer the dauntless reader to [Sta15] for a more in depth view of this subject. Some other objects counted by Catalan numbers include:

- 312-avoiding permutations,
- triangulations of a convex $(n + 2)$ -gon,
- Dyck paths of length $2n$,
- non-crossing matchings of $[2n]$,
- non-crossing partitions of $[n]$,
- ballot sequences of length $2n$.

On top of being interesting between themselves, Catalan families (C_n) also have connections with other combinatorial families by how they are labeled. For example, binary trees with increasing labeling on both left and right subtrees give factorial families ($n!$). If the labeling is increasing in one side and free in the other one obtains families counted by parking functions $((n + 1)^{n-1})$. A free labeling in both subtrees gives families counted by $n!C_n$. See [CG19] for more information on this idea.

Definition 2.2.2. Taking an anticlockwise walk, we label the nodes of a binary tree with the set $[n]$ whenever we visit a node for the second time. In other words, all labels of vertices in L_i (resp. R_i) are smaller (resp. larger) than i . This is called the *in-order labeling* of the binary tree. Figure 2.8 shows an example of a binary tree with its in-order labeling.

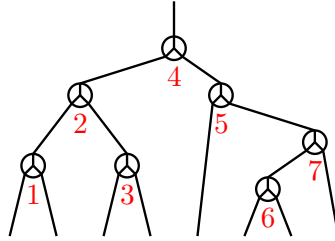


Figure 2.8 – A binary tree with its in-order labeling.

2.2.2 Tamari Lattice

We now move on to describe the Tamari lattice which shares a key relation with the weak order classically studied through the Stack-Sort algorithm as in [Knu73], and [Knu97]. Historically, the Tamari lattice was first described using parenthesisations in [HT72]. Here we proceed instead using binary trees and basing our statements on [Lod04] and [Pal86].

Definition 2.2.3. Let $T \in \mathcal{BT}_n$ be an in-ordered binary tree with an edge (v_i, v_j) where $1 \leq i < j \leq n$ such that $i \rightarrow j$. An *ij-edge rotation* is the operation of replacing the right subtree of v_i by the subtree with root v_j and the left subtree of v_j by R_i . Figure 2.9 shows an example of an edge rotation.

Given two binary trees T_1, T_2 we say that $T_1 < T_2$ if and only if T_2 can be obtained from T_1 by a single *edge rotation*.

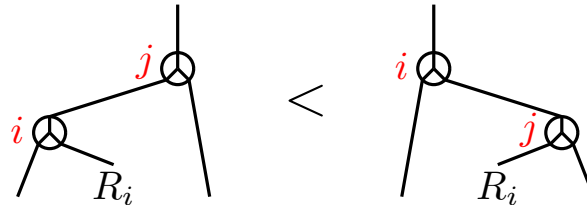


Figure 2.9 – Rotation on binary trees.

The poset obtained by edge rotations is called the *Tamari lattice*. To prove the lattice property, Huang and Tamari [HT72] relied on a bijection between parenthesisations on n objects and bracketing functions on n objects. We forgo this definition and instead use the following equivalent formulation given directly in terms of binary trees.

Definition 2.2.4 ([Knu93], [Pal86], [BW96]). Let T be a binary tree with vertex set $[n]$ labeled in in-order. Its *bracket set* is $B(T) := \{(i, j) : j \in R_i\}$ and its *bracket components* are $B(T)_i = \{j \in [n] : (i, j) \in B(T)\}$. To a bracket set we associate a *bracket vector* $\vec{b}(T) = (b_1, \dots, b_{n-1})$ such that $b_i = |B(T)_i|$.

Notice that we do not consider $B(T)_n$ as $R_n = \emptyset$. Figure 2.10 presents all bracket sets for \mathcal{BT}_3 . We now characterize which vectors are bracket vectors of binary trees with our terminology.

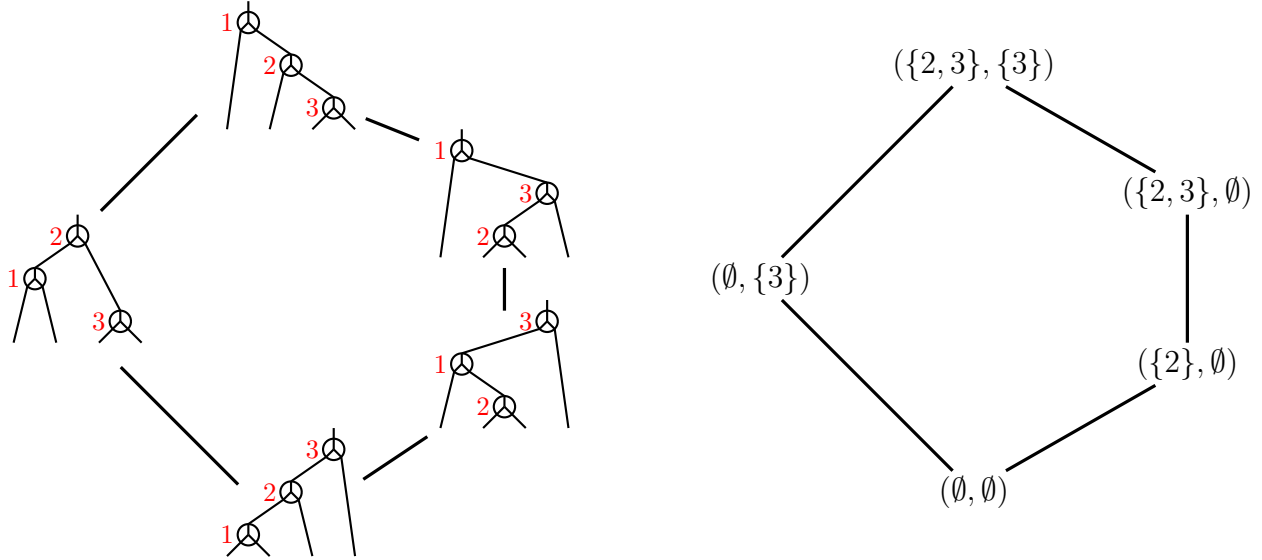


Figure 2.10 – The Tamari lattice for $n = 3$ and its corresponding bracket sets represented by their components.

Proposition 2.2.5 ([HT72]). The bracket set map is a bijection from binary trees to the sets $B \in 2^{[n]}$ such that their components satisfy

1. $B_i = \emptyset$ or $B_i = \{i + 1, i + 2, \dots, i + l\}$ for some $l > 0$,
2. if $j \in B_i$, then $B_j \subseteq B_i$.

The bracket set has similarities to inversions of permutations and the notation is reminiscent of that of Proposition 2.1.31. This is not a coincidence, and we study it in Chapter 3.

Proposition 2.2.6 ([HT72]). Given two binary trees T, T' with n vertices, there exists the binary tree $T \wedge T'$ under the binary tree rotation order. Moreover, it satisfies

$$B(T \wedge T')_i = B(T)_i \cap B(T')_i. \tag{2.1}$$

Figure 2.11 illustrates the meet operation between two binary trees in \mathcal{BT}_5 .

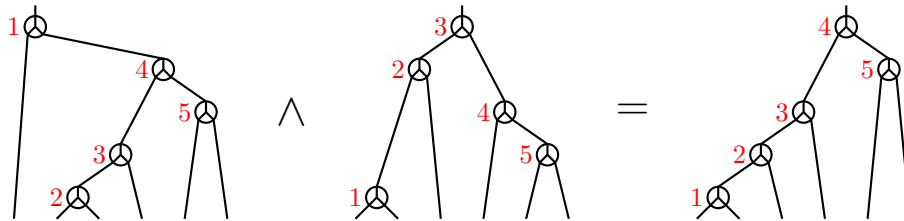


Figure 2.11 – The meet of two binary trees. Calculating their bracket sets via Equation 2.1 yields $(\{2, 3, 4, 5\}, \emptyset, \emptyset, \{5\}) \cap (\emptyset, \emptyset, \{4, 5\}, \{5\}) = (\emptyset, \emptyset, \emptyset, \{5\})$.

Corollary 2.2.7 ([HT72]). The poset of binary trees (\mathcal{BT}_n, \leq) is a lattice.

2.2.3 Sylvester Congruence

The Tamari lattice can be obtained as a lattice quotient of the weak order via the sylvester congruence in the following way.

Definition 2.2.8 ([HNT05]). The *sylvester congruence* is a lattice congruence over \mathfrak{S}_n given as the transitive closure on relations of the form

$$UikVjW \equiv_{sylv} UkiVjW$$

where $i < j < k$ and U, V, W are words in the over $[n]$.

Proposition 2.2.9. The Tamari lattice is isomorphic to $\mathfrak{S}_n / \equiv_{sylv}$.

Figure 2.12 shows the sylvester congruence and the resulting Tamari lattice for $n = 4$.

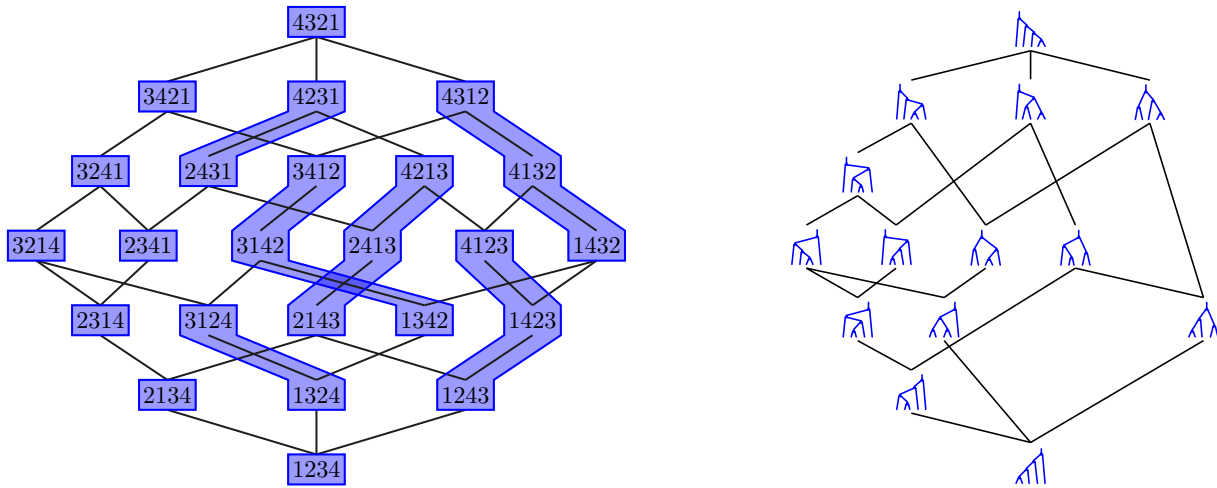


Figure 2.12 – The sylvester congruence for $n = 4$ (left) and the Tamari lattice (right). Figure from [PS17].

This congruence can also be characterized as follows.

Proposition 2.2.10 ([HNT05], [Knu73], [PP18]). The sylvester congruence \equiv_{sylv} on \mathfrak{S}_n can be defined equivalently as the equivalence relation whose classes are:

- the linear extensions of binary trees,
- the fibers of the Stack-sorting algorithm.

Furthermore, the following objects are in bijection:

- binary trees on n vertices,
- sylvester congruence classes,
- permutations that avoid the pattern 312.

See Figure 2.13 for an example.

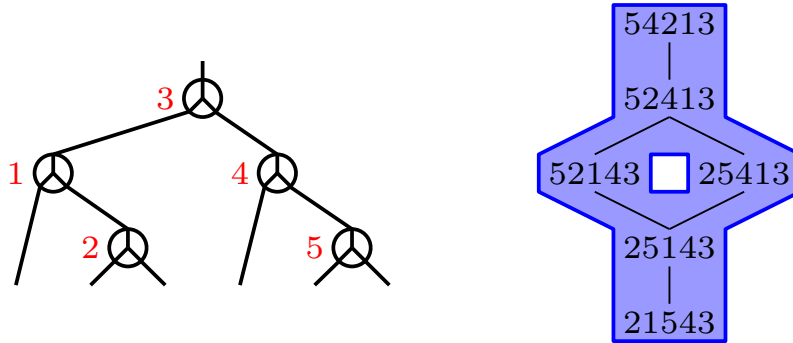


Figure 2.13 – A binary tree on 5 nodes (left) and its corresponding $3ki$ -avoiding permutations as a congruence class (right).

2.2.4 Associahedra

The Tamari lattice has several geometric realizations associated to the diverse lenses from which it can be studied (see [HL07]). Here we concentrate on the one described in [Lod04].

Definition 2.2.11. Any polytope whose 1-skeleton realizes the Tamari lattice is called the *Associahedron* Assoc_n or *Stasheff polytope*.

See Figure 2.14 for an example of Assoc_4 .

Proposition 2.2.12. The *associahedron* is the polytope Assoc_n defined equivalently as:

- [Lod04] the convex hull of the coordinates $(l_1 r_1, \dots, l_n r_n)$ for $T \in \mathcal{BT}_n$ where l_i (resp. r_i) is the number of leaves of L_i (resp. R_i),
- [SS93] the intersection of the following hyperplane and half-spaces

$$\left\{ \mathbf{x} \in \mathbb{R}^n : \sum_{i \in [n]} x_i = \binom{n+1}{2} \right\} \cap \bigcap_{1 \leq i \leq j \leq n} \left\{ \mathbf{x} \in \mathbb{R}^n : \sum_{i \leq \ell \leq j} x_\ell \geq \binom{j-i+2}{2} \right\},$$

- [Pos09] the shifted Minkowski sum of the faces $\Delta_{[i,j]}$ of Δ_{n-1} for all $1 \leq i \leq j \leq n$ where $\Delta_X := \text{conv}(\mathbf{e}_x : x \in X)$.

For more constructions of the associahedron we refer the reader to [HL07], [CSZ15], and [PSZ23].

Proposition 2.2.13. Let $\mathbf{v} = (\mathbf{w}_0) - (\mathbf{e}) = (n-1, n-3, \dots, -n+3, -n+1) = (2i-n-1)_{i \in [n]}$. The 1-skeleton of the associahedron Assoc_n oriented with the vector \mathbf{v} is isomorphic to the Hasse diagram of the Tamari lattice.

2.2.5 Cubical Embeddability

Like in the case of the permutahedron, the associahedron also possesses a cubical embedding. Although this way of representing the associahedron via coordinates in the cube $Q_n = [0, n-1] \times \dots \times [0, 1]$ has

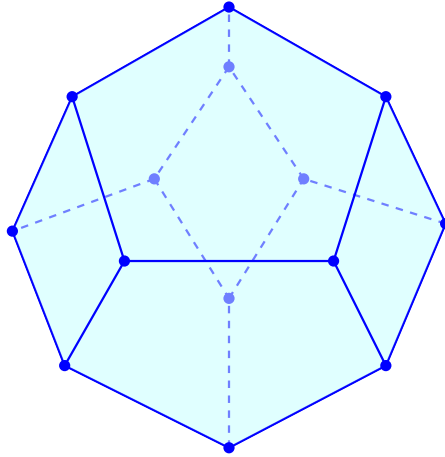


Figure 2.14 – The associahedron Assoc_4 .

been known since the 80s (see [Pal86] and [BW96]), the first explicit illustration of this embedding as an actual cube seems to date from a video lecture of Knuth in 1993 [Knu93]. We invite (in genuine interest) the archaeological reader to find an older illustration of this embedding into Q_{n-1} . Thanks to Francisco Santos Leal we have learned of a first appearance of this phenomenon due to Stasheff in 1963 [Sta06]. Still, Stasheff’s embedding comes not from polytopes but from a complex K_i given by a cell decomposition of the boundary of a convex body. Taking logarithms of the defining inequalities of K_i seems to yield our desired structure. As such, our archaeological invitation still stands to find who studied these complexes visually in a cubical manner before Knuth’s video!

The polytopal cubic phenomenon that we are interested on has appeared in recent works related with Tamari intervals [Com22], parabolic Tamari lattices in Coxeter groups of type B [FMN21], Fuss-Catalan posets [CG22], and Hochschild lattices [Com21] [PP23].

In Figure 2.15 we show the cubical embedding of Assoc_4 following [Knu93].

Proposition 2.2.14 ([Knu93]). The associahedron Assoc_n is embeddable in the cube $Q_{n-1} = [0, n-1] \times \cdots \times [0, 1]$ via the function that sends a binary tree to its bracket vector.

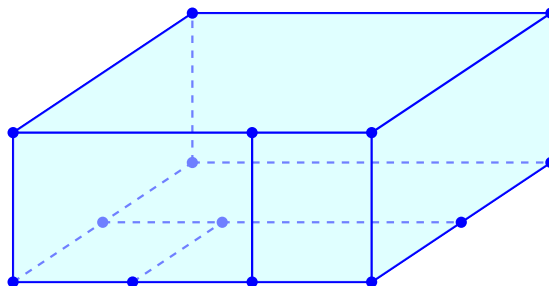


Figure 2.15 – The cubical embedding of Assoc_4 . Figure based on the video [Knu93].

2.3 Permutrees

Binary trees are part of a more general family of combinatorial objects called permutrees. Defined by Pons and Pilaud in [PP18], they generalize permutations and binary trees in such a way that they also capture binary sequences and Cambrian trees (see [LP13] and [CP17]) that were motivated by the Cambrian lattices of [Rea06]. In this section we give the basic definitions and facts about permutrees from two different perspectives: trees and congruences of the weak order. We follow [PP18] throughout most of this section.

2.3.1 Combinatorics

Definition 2.3.1. A *permutree* is a directed unrooted tree T with vertex set $\{v_1, \dots, v_n\}$ such that for each vertex v_i :

1. v_i has exactly one or two parents (outward neighbors) and one or two children (inward neighbors). We denote respectively LA_i, RA_i , (resp. LD_i, RD_i) the left and right ancestor (resp. descendant) subtree of v_i . In the case that a vertex has only one ancestor (resp. descendant) subtree we denote it A_i (resp. D_i),
2. if v_i has two parents (resp. children), then all vertices $v_j \in LA_i$ (resp. $v_j \in LD_i$) satisfy $j < i$ and all vertices $v_k \in RA_i$ (resp. $v_k \in RD_i$) satisfy $i < k$.

If v_j is a descendant of v_i we say that $j \rightarrow i$. Given a permutree T , its *partial order* on $[n]$ is given by $j < i$ if and only if $j \rightarrow i$.

The *decoration* of a permutree T is the vector $\delta(T) \in \{\oplus, \otimes, \odot, \boxtimes\}^n$ with entries defined as

$$\delta(T)_i = \begin{cases} \oplus & \text{if } v_i \text{ has one parent and one child,} \\ \otimes & \text{if } v_i \text{ has one parent and two children,} \\ \odot & \text{if } v_i \text{ has two parents and one child,} \\ \boxtimes & \text{if } v_i \text{ has two parents and two children.} \end{cases}$$

Letting $\delta := \delta(T)$ we say that T is a δ -permutree and denote by $\mathcal{PT}_n(\delta)$ the collection of all δ -permutrees on n vertices.

Example 2.3.2. Permutrees $\mathcal{PT}_n(\delta)$ correspond to:

- permutations when $\delta = \oplus^n$ following Definition 2.3.4,
- binary trees when $\delta = \otimes^n$,
- Cambrian trees when $\delta \in \{\otimes, \odot\}^n$,
- binary sequences of length $n - 1$ when $\delta = \boxtimes^n$ via the correspondence that the coordinates of the binary sequence are $s_i = 0$ (resp. $s_i = 1$) if the vertex v_i is a child (resp. parent) of v_{i+1} .

Figure 2.16 contains several examples of permutrees with distinct decorations.

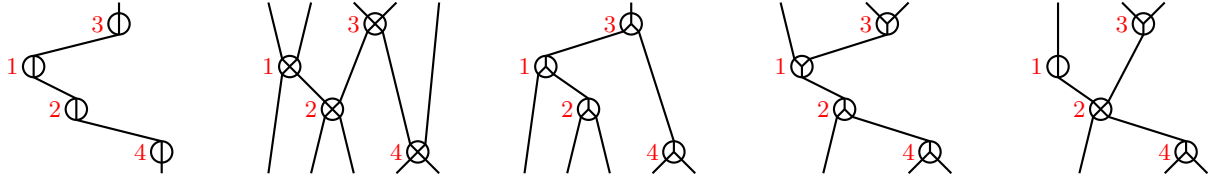


Figure 2.16 – 5 examples of δ -permutrees on 4 vertices. These permutrees respectively correspond to the permutation 4213, the binary sequence 101, a rooted binary tree, a Cambrian tree and a generic permutree.

Remark 2.3.3. Notice that the decorations δ_1 and δ_n do not actually affect the structure of the δ -permutree since the subtrees LA_1 , LD_1 , RA_n , and RD_n are always empty. We never make use of these subtrees, so we always take $\delta_1 = \delta_n = \oplus$ for simplicity.

All of our drawings of δ -permutrees have their edges directed upwards and thus, they are presented unoriented. As well, the vertices v_i appear from left to right in ascending order. We make this more precise now with an explicit algorithm that is our main tool for constructing and drawing permutrees.

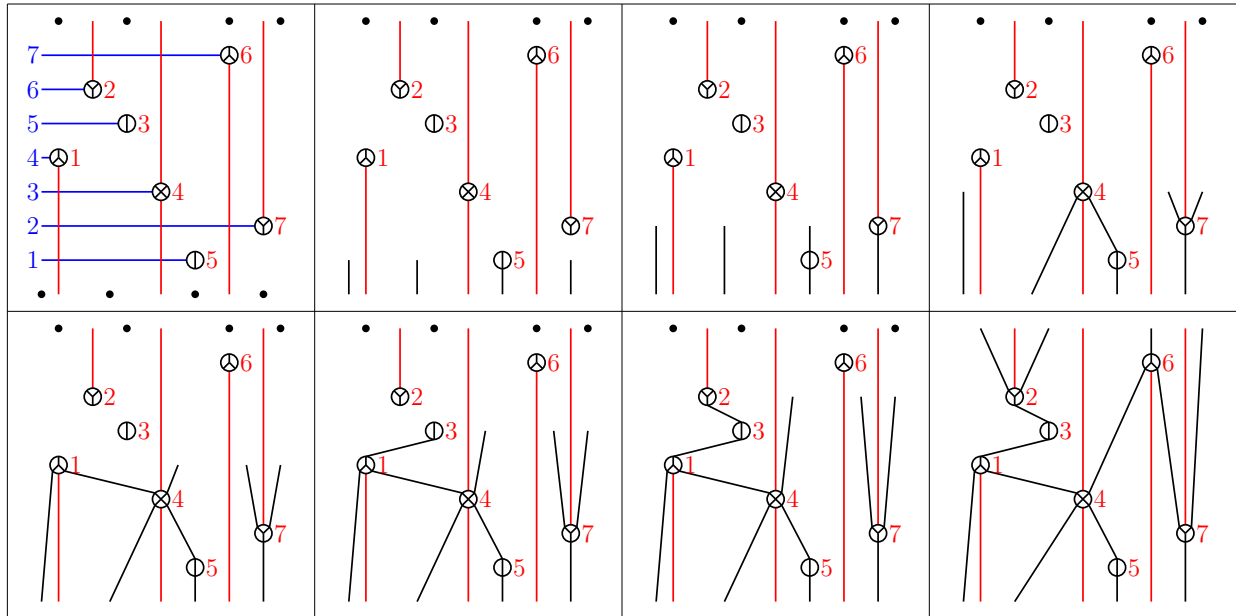


Figure 2.17 – The insertion algorithm of $\oplus\ominus\oplus\otimes\oplus\oplus\oplus$ -permutrees applied to the table of the permutation 5741326. Figure inspired from [PP18].

Definition 2.3.4. A δ -decorated permutation is a permutation table with each point $(\pi(i), i)$ decorated by δ_i . The *insertion algorithm* is the following procedure. Let π be a δ -decorated permutation. We draw a red wall under (resp. above) all v_i such that $\delta_i \in \{\oplus, \otimes\}$ (resp. $\delta_i \in \{\ominus, \otimes\}$). The red walls partition the table in zones where each vertex can only see his next immediate children (resp. parents) looking downwards (resp. upwards). Start the algorithm by generating a string from the bottom of

these areas. Now extend these strings by units of height 1 along the table from bottom to top as if reading the permutation π . At each step, if the height of a string is the same of a vertex v_i of the table, we say that if

- $\delta_i \in \{\oplus, \ominus\}$, the vertex catches the only string it can see,
- $\delta_i \in \{\oplus, \otimes\}$, the vertex catches both strings it can see and merges them,

and then if

- $\delta_i \in \{\oplus, \ominus\}$, the vertex releases a single string,
- $\delta_i \in \{\oplus, \otimes\}$, the vertex releases two strings around the red wall above it.

The algorithm ends when the strings have lengths $n + 1$. The resulting δ -permutree is denoted $\Theta(\pi)$. Figure 2.17 has a complete example of this algorithm.

The insertion algorithm gives us all possible δ -permutrees via the following propositions.

Proposition 2.3.5. The insertion algorithm is a surjection between δ -decorated permutations and δ -permutrees.

Proposition 2.3.6. Let $T \in \mathcal{PT}_n(\delta)$. The permutations π such that $\Theta(\pi) = T$, are exactly the linear extensions of the poset of the δ -permutree T .

In Figure 2.18 we show an example of a δ -permutree and its corresponding linear extensions.

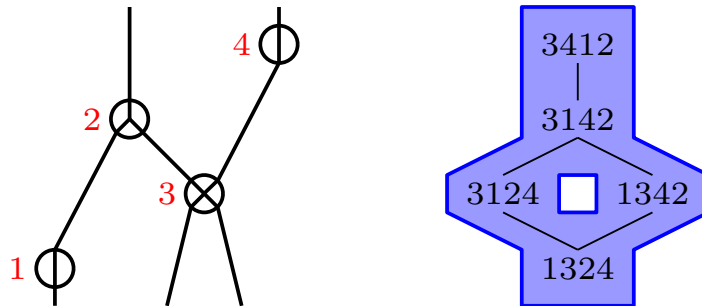


Figure 2.18 – A $\oplus\otimes\otimes\ominus$ -permutree (left) and its corresponding linear extensions corresponding to permutations simultaneously avoiding the patterns $2ki$, $3ki$, and $ki3$ as a congruence class (right).

As well, the insertion algorithm leads to the following enumeration result.

Lemma 2.3.7. The number of edges of a δ -permutree T is given by

$$|E(T)| = n + 1 + |\{i \in [n] : \delta_i \in \{\oplus, \ominus\}\}| + 2|\{i \in [n] : \delta_i \in \{\otimes\}\}|$$

Proof. There are $1 + |\{i \in [n] : \delta_i \in \{\oplus, \otimes\}\}|$ (resp. $1 + |\{i \in [n] : \delta_i \in \{\ominus, \otimes\}\}|$) corresponding to the bottom and top of the zones created by the red walls at the start of the insertion algorithm. The remaining $n - 1$ come from the vertices being connected upwards through the insertion algorithm. \square

We can count the number of δ -permutrees of size n by recursion in the following way.

Proposition 2.3.8 ([PP18, Cor.2.26]). For any permutree decoration δ , the number of δ -permutrees follows the recursive formula

$$|\mathcal{PT}(\delta)| = \prod_{k \in [\ell]} \sum_{\substack{i \in [b_{k-1}, b_k] \cap \delta^{-1}(\otimes) \\ J \subseteq [b_{k-1}, b_k] \cap \delta^{-1}(\oplus)}} |\mathcal{PT}(\delta_{[b_{k-1}, i-1] \setminus J})| |\mathcal{PT}(\delta_{[i+1, b_k] \setminus J})| |J|!$$

where $\{b_0 < \dots < b_\ell\} = \{0, n\} \cup \delta^{-1}(\otimes)$.

2.3.2 Permutree Lattices

Like for binary trees, for any fixed decoration δ one can define edge rotations on δ -permutrees.

Definition 2.3.9. Let $T \in \mathcal{PT}_n(\delta)$ be a δ -permutree with an edge $i \rightarrow j$ where $1 \leq i < j \leq n$. An *ij-edge rotation* is the operation of replacing the (right) subtree of v_i by the (left) subtree of v_j and the (left) subtree by the tree with root v_i , maintaining rest of T intact. Figure 2.19 shows all possible *ij*-edge rotations.

The *edge cut* in T defined by $i \rightarrow j$ is the ordered partition $(I \parallel [n] \setminus I)$ of the vertex set of T where I are the vertices whose undirected paths to v_i do not visit v_j .

Example 2.3.10. Consider the $\oplus \otimes \otimes \oplus$ -permutree given in Figure 2.18. The respective edge cuts of the directed edges $1 \rightarrow 2$, $3 \rightarrow 2$, and $3 \rightarrow 4$, are $(\{1\} \parallel \{2, 3, 4\})$, $(\{3, 4\} \parallel \{1, 2\})$, and $(\{1, 2, 3\} \parallel \{4\})$.

Proposition 2.3.11. The *ij*-rotation of a δ -permutree T is a δ -permutree T' whose edge cuts are precisely those of T except the edge cut defined by $i \rightarrow j$.

The resulting poset is called the *rotation poset of δ -permutrees* and its covering relations are characterized by edge rotations. Figure 2.19 shows rotations between all possible adjacent vertices and Figure 2.20 presents an example of such a rotation poset where $\delta = \oplus \otimes \otimes \oplus$.

Remark 2.3.12. Notice that δ -permutree posets are always bounded. The minimal element $\hat{0}_\delta$ (resp. maximal element $\hat{1}_\delta$) is the δ -permutree such that $i \rightarrow i+1$ (resp. $i+1 \rightarrow i$) for all $i \in [n-1]$.

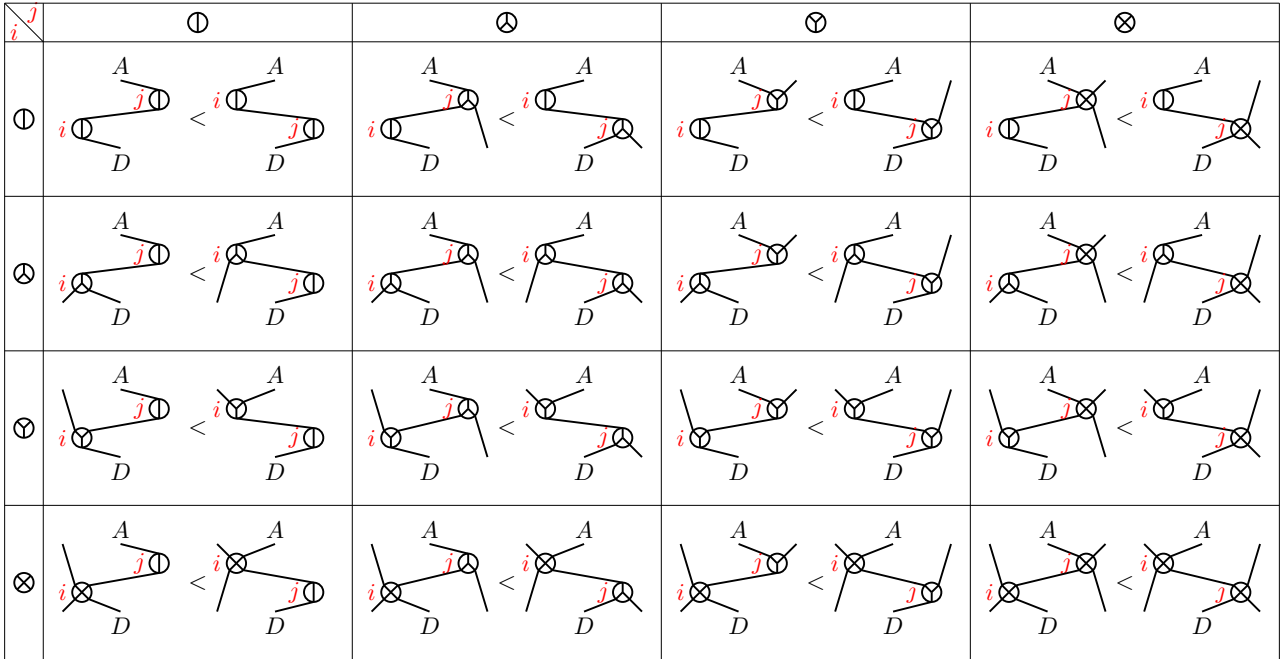
As for binary trees, the rotation poset of permutrees is a lattice.

Proposition 2.3.13 ([PP18, Prop.2.32]). The poset of δ -permutrees $(\mathcal{PT}_n(\delta), \leq)$ is a lattice.

Moreover, the δ -permutree lattice is isomorphic to

- the weak order of \mathfrak{S}_n if $\delta = \oplus^n$,
- the Tamari lattice if $\delta = \otimes^n$,
- the (Type A) Cambrian lattices if $\delta \in \{\otimes, \oplus\}^n$,
- the boolean lattice if $\delta = \otimes^n$.

The proof of [PP18] of the lattice property uses the theory of lattice quotients. A constructive proof of this fact using similar ideas as Proposition 2.2.6 is possible and is presented in Chapter 3.


 Figure 2.19 – All possible ij -rotations of δ -permutrees. Figure based from [PP18].

2.3.3 Permutree Congruences

The δ -permutree lattice can also be constructed via an equivalence relation on the weak order of \mathfrak{S}_n .

Proposition 2.3.14 ([PP18, Prop.32]). The δ -permutree lattices are lattice quotients of the weak order.

Going further, these lattices can be characterized in the following ways.

Proposition 2.3.15 ([PP18]). Let $\delta \in \{\oplus, \otimes, \otimes, \otimes\}$. The permutree equivalence relation \equiv_δ can be defined equivalently as the equivalence relation whose classes are

- the linear extensions of δ -permutrees,
- the transitive closure on the relations of the form

$$UikVjW \equiv_\delta UkiVjW \text{ if } \delta \in \{\otimes, \otimes\},$$

$$UjVikW \equiv_\delta UjVkiW \text{ if } \delta \in \{\otimes, \otimes\},$$

where $i < j < k$ are positive integers and U, V, W are words in the over $[n]$,

- the fibers of the insertion algorithm (Definition 2.3.4).

Furthermore, the following objects are in bijection:

- permutrees with decoration δ ,
- δ -permutree congruence classes,

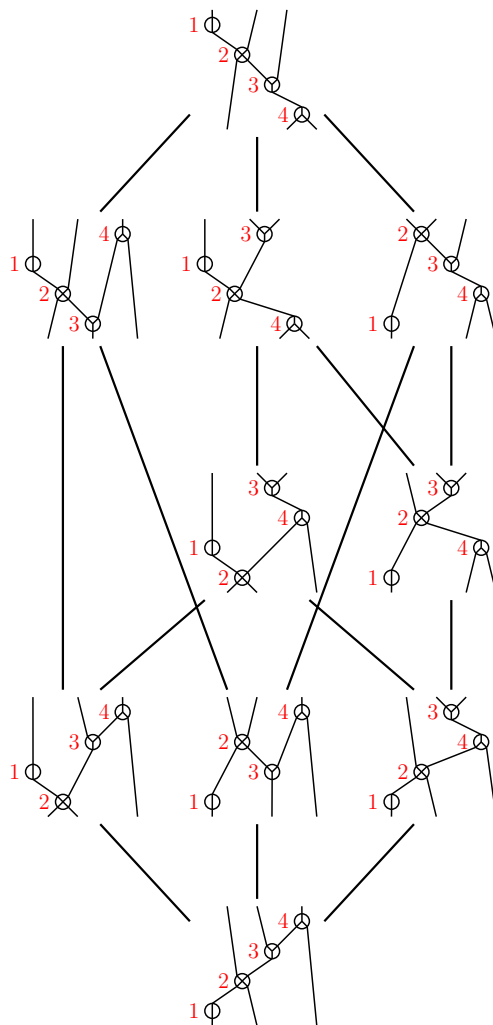


Figure 2.20 – The poset of rotations of $\circledast\otimes\oplus\ominus$ -permutrees.

- permutations that avoid the patterns kij if $\delta_j \in \{\otimes, \ominus\}$ and jki if $\delta_j \in \{\oplus, \otimes\}$ (minima of δ -permutree congruence classes).

Definition 2.3.16. Consider the order on permutree decorations $\circledast \prec \{\otimes, \oplus\} \prec \ominus$. Given $\delta, \delta' \in \{\circledast, \oplus, \otimes, \ominus\}^n$, we say that δ *refines* δ' (resp. δ' *coarsens* δ) denoted $\delta \preceq \delta'$ if $\delta_i \preceq \delta'_i$ for all $i \in [n]$.

Proposition 2.3.17. Let $\delta, \delta' \in \{\circledast, \oplus, \otimes, \ominus\}^n$ two permutree decorations. If $\delta \preceq \delta'$ then as congruences \equiv_δ refines $\equiv_{\delta'}$.

Figure 2.21 shows all δ -permutree congruences for $\delta \in \{\circledast, \oplus, \otimes, \ominus\}^4$ ordered by refinement and with initial and final decorations \circledast following Remark 2.3.3. See Figure 2.18 for an example of the bijection in Proposition 2.3.15.

Remark 2.3.18. Following Remark 1.1.22, the δ -permutree congruences \equiv_δ are also referred to as the rank 2 lattice congruences of the weak order. This is due to the fact that they are generated by the

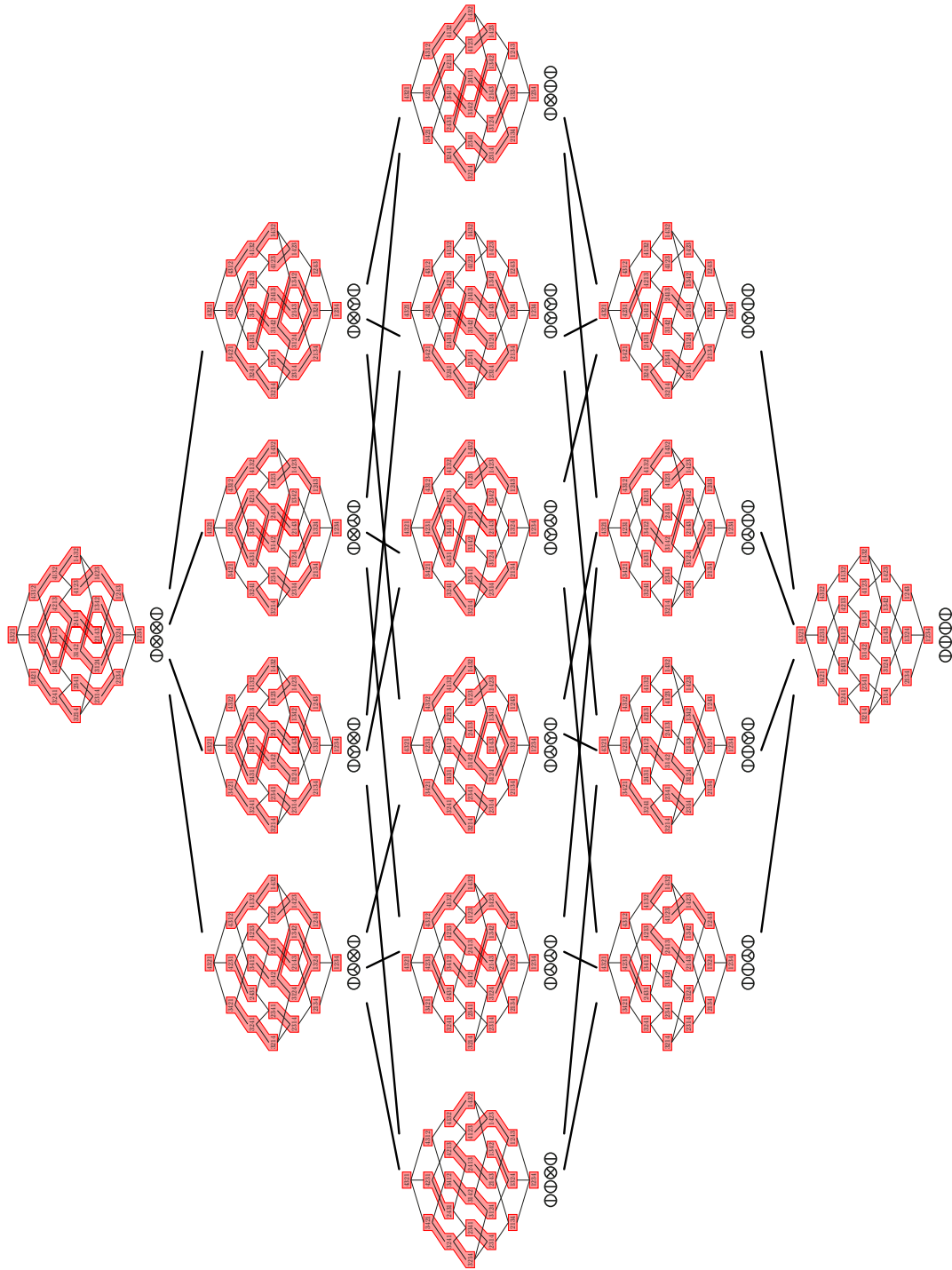


Figure 2.21 – The fibers of all $\mathbb{D} \cdot \{\mathbb{D}, \mathbb{P}, \mathbb{V}, \mathbb{X}\}^2 \cdot \mathbb{D}$ -permutree congruences. Figure from [PP18].

forcing of the congruence relations $12 \cdots (j-1)(j+1)j \cdots (n-1)n \equiv 12 \cdots (j+1)(j-1)j \cdots (n-1)n$ if $\delta_j \in \{\oplus, \otimes\}$ and $12 \cdots j(j+1)(j-1) \cdots (n-1)n \equiv 12 \cdots j(j+1)(j-1) \cdots (n-1)n$ if $\delta_j \in \{\oplus, \otimes\}$. We explore this idea in a wider context in Subsection 2.4.6.

2.3.4 Permutreehedra

Proposition 2.3.19 ([PP18, Thm.3.4]). The δ -permutree rotation lattice ($\mathcal{PT}_n(\delta)$) is realized by the δ -permutreehedron $\text{PT}(\delta)$ defined equivalently as:

- the convex hull of points of the form

$$\mathbf{a}^{(T)}_i = \begin{cases} 1 + d & \text{if } \delta_i = \oplus, \\ 1 + d + |LD_i||RD_i| & \text{if } \delta_i = \otimes, \\ 1 + d - |LA_i||RA_i| & \text{if } \delta_i = \oplus, \\ 1 + d + |LD_i||RD_i| - |LA_i||RA_i| & \text{if } \delta_i = \otimes, \end{cases}$$

where d is the number of descendants of v_i , and T is a δ -permutree,

- the intersection of the following hyperplane and half-spaces

$$\left\{ \mathbf{x} \in \mathbb{R}^n : \sum_{i \in [n]} x_i = \binom{n+1}{2} \right\} \cap \bigcap_{I \in \mathcal{I}} \left\{ \mathbf{x} \in \mathbb{R}^n : \sum_{i \in I} x_i \geq \binom{|I|+1}{2} \right\},$$

where $\mathcal{I} = \{I \subsetneq [n] : \exists \text{ a } \delta\text{-permutree with edge cut } (I \parallel [n] \setminus I)\}$.

See Figure 2.22 for some examples of δ -permutreehedra.

Proposition 2.3.20. Let $\mathbf{v} = (\mathbf{w}_0) - (\mathbf{e}) = (n-1, n-3, \dots, -n+3, -n+1) = (2i - n - 1)_{i \in [n]}$. The 1-skeleton of the $\text{PT}(\delta)$ oriented with the vector \mathbf{v} is isomorphic to the Hasse diagram of the δ -permutree rotation lattice.

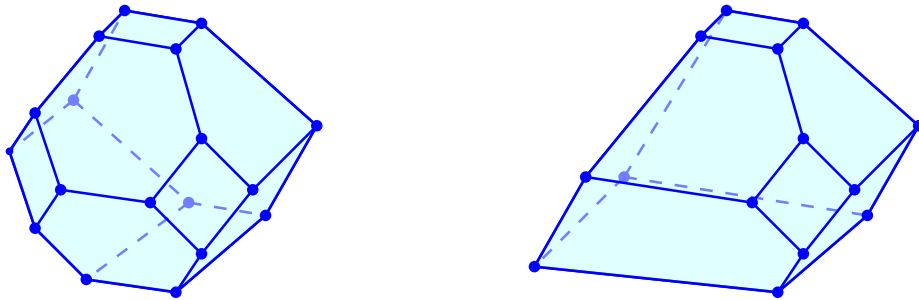


Figure 2.22 – The permutreehedra $\text{PT}(\oplus\otimes\oplus\oplus)$ (left) and $\text{PT}(\oplus\otimes\otimes\oplus)$ (right).

Remark 2.3.21. Consider $\delta, \delta' \in \{\oplus, \otimes\}$. Although the δ -permutree lattice might not be isomorphic to the δ' -permutree lattice, the δ -permutreehedron is isomorphic to the δ' -permutreehedron. That is, all these permutreehedrons are associahedrons.

2.4 Finite Coxeter Groups

In this section we present the basic theory of finite Coxeter groups basing ourselves on [Hum90] and [BB06].

Definition 2.4.1. Let S be any set together with integers $m_{s,t} \in \mathbb{N}_{>0}$ for all pairs $(s, t) \in S \times S$ such that

- $m_{s,t} = 1$ if and only if $s = t$,
- $m_{s,t} = m_{t,s}$ for all $s, t \in S$.

The *Coxeter graph* is the graph with vertex set S and edges (s, t) where $m_{s,t} \geq 3$. If $m_{s,t} \geq 4$ the edges are labeled with $m_{s,t}$, otherwise they are unlabeled. The corresponding *Coxeter group* is the group generated as $W = \langle S \mid (st)^{m_{s,t}} = e \rangle$ where e is the identity element. If $m_{s,t} \geq 3$ we call $(st)^{m_{s,t}} = e$ a *braid relation*.

The pair (W, S) is called *Coxeter system*, S is the set of *Coxeter generators* and $|S|$ is the *rank* of W . The system (W, S) is said to be *irreducible* if its Coxeter graph is connected. Figure 2.23 contains the Coxeter graphs of all irreducible finite Coxeter groups.

Proposition 2.4.2 ([Cox35]). An irreducible Coxeter Group is finite if and only if its Coxeter graph appears in Figure 2.23.

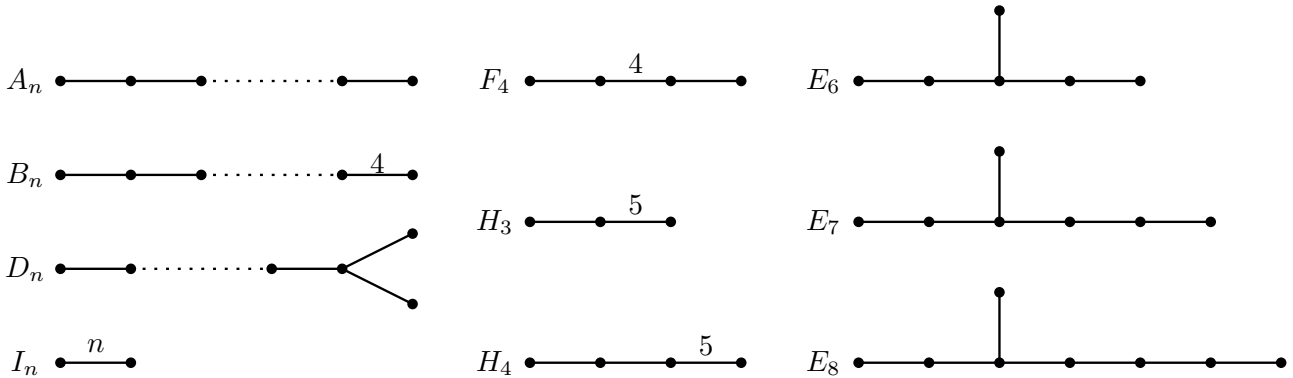


Figure 2.23 – The Coxeter graphs of all irreducible finite Coxeter groups. The infinite family A_n is defined for $n \geq 1$, B_n for $n \geq 2$, D_n for $n \geq 4$, and I_n for $n \geq 5$.

Remark 2.4.3. Since $m_{s,s} = 1$, we have that $s^2 = e$ for all generators. Thus, the relation $(st)^{m_{s,t}} = e$ implies

$$\underbrace{ststst \cdots st}_{m_{s,t} \text{ times}} = \underbrace{tststs \cdots ts}_{m_{s,t} \text{ times}}.$$

Remark 2.4.4. If the Coxeter graph of a Coxeter system (W, S) consists of the connected components G_1, \dots, G_m , then W is the direct product of the Coxeter groups $W_1 \times \cdots \times W_m$ of each connected component.

2.4. Finite Coxeter Groups

Example 2.4.5. Consider a graph G of n isolated vertices. This signifies that $m_{s,t} = 2$ for all $s, t \in S$ and the corresponding Coxeter group $W = A_1 \times \cdots \times A_1$ is the group $\mathbb{Z}_2 \times \cdots \times \mathbb{Z}_2$.

Example 2.4.6. Consider the Coxeter system of type $(I_n, \{s, t\})$ where $m_{s,t} = n$. Any word in this group is expressed via these generators and thus only a product of s and t . Sending s and t to the appropriate reflections of an n -gon, one can see that the Coxeter group $I_n = \langle s, t \mid s^2 = t^2 = (st)^n = e \rangle$ is isomorphic to $D_n = \langle s, r \mid s^2 = (sr)^2 = (r)^n = e \rangle$.

Definition 2.4.7. Given a Coxeter system (W, S) , its *reflections* are $T = \{wsw^{-1} : s \in S, w \in W\}$. In this way the generators in S are also called the *simple reflections* of W and the *right and left inversion sets* of $w \in W$ are the sets

$$\begin{aligned} I_R(w) &= \{t \in T : l(wt) < l(w)\}, \\ I_L(w) &= \{t \in T : l(tw) < l(w)\}. \end{aligned}$$

Definition 2.4.8. Let (W, S) be a Coxeter system. Considering the elements $w \in W$ written as products of generators $w = s_1 \cdots s_k$ for $s_i \in S$, the *length* of w is the minimum k such that $w = s_1 \cdots s_k$, is denoted as $l(w)$, and $s_1 \cdots s_k$ is said to be a *reduced word* or *reduced expression* of w .

Remark 2.4.9. Due to Definition 2.4.1 of Coxeter groups, an element $w \in W$ has a set of reduced words all related by a sequence of braid moves. On one hand, this signifies that the length is well-defined. On the other, this proves that if a transposition s_i is in a reduced word of w , then s_i is in every reduced word of w .

Proposition 2.4.10. Some useful properties of the length function include:

- $l(ws) = l(w) \pm 1$,
- $l(w) = |I(w)|$,
- $l(w) = l(w^{-1})$,
- $|l(u) - l(w)| \leq l(uw) \leq l(u) + l(w)$.

Definition 2.4.11. Given an element $w \in W$ of a Coxeter system (W, S) , the *(right) descent set* and *(left) descent set* are

$$\begin{aligned} D_R(w) &= \{s \in S : l(ws) < l(w)\}, \\ D_L(w) &= \{s \in S : l(sw) < l(w)\}. \end{aligned}$$

We call their elements the right (resp. left) *descents* of w .

Proposition 2.4.12. Let $s \in S$ and $w \in W$. Then

- $s \in D_R(W)$ if and only if there exists a reduced word of w ending with the letter s .
- $s \in D_L(W)$ if and only if there exists a reduced word of w starting with the letter s .

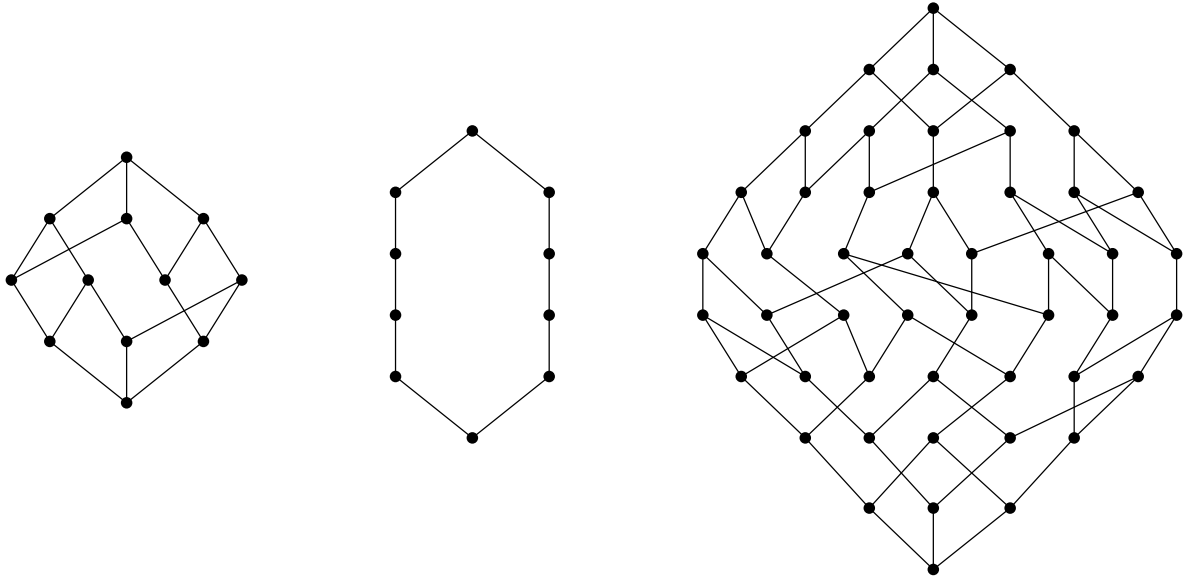


Figure 2.24 – The right weak order of the Coxeter groups $A_1 \times A_2$, I_5 , and B_3 .

Definition 2.4.13. Let $J \subseteq S$ of a Coxeter system (W, S) . The subgroup of W generated by J is a *parabolic subgroup* of W and is denoted by W_J . The *quotient* corresponding to J is $W^J = \{w \in W : l(ws) > l(w) \text{ for all } s \in J\}$. The Coxeter graph of W_J is the subgraph of the Coxeter graph induced by J . In this context we note by $W_{\langle s_i \rangle}$ the parabolic group generated by all adjacent transpositions except s_i .

Proposition 2.4.14. For an element $w \in W$, $w \in W^J$ if and only if no reduced expression of w ends with a generator in J .

Proposition 2.4.15. Given $w \in W$, there is a unique $w^J \in W^J$ and $w_J \in W_J$ such that $w = w^J w_J$. Moreover, $l(w) = l(w^J) + l(w_J)$ and w^J is the unique element of minimal length in the coset wW_J .

2.4.1 Weak Order

For any Coxeter system we can define a myriad of orders. Here we are interested only in the right and left weak orders.

Definition 2.4.16. Let (W, S) be a Coxeter system, $s \in S$, and $w \in W$. The *right (resp. left) weak order* \leq is the transitive closure of the cover relations $w < ws$ (resp. $w < sw$) if and only if $l(w) < l(ws)$ (resp. $l(w) < l(sw)$).

Figure 2.24 shows some examples of the weak order. In our case of finite Coxeter groups, we obtain the following result.

Proposition 2.4.17. Let W be a finite group. There exists an element $w_0 \in W$ such that $w < w_0$ for all $w \in W$. We call w_0 the *longest element* of W .

The longest element is crucial for the finite case of Coxeter groups. We list some of its properties.

Proposition 2.4.18. Let w_0 be the longest element of a Coxeter system (W, S) . Then

- $w_0^2 = e$,
- $l(w_0) = |T|$.

In full generality, the weak order is only a complete semi-lattice. However, in our finite case Proposition 2.4.17 together with Proposition 1.1.12 gives us the lattice property.

Proposition 2.4.19. The poset (W, \leq) is a lattice.

Unless stated otherwise, \leq refers to the right weak order.

Proposition 2.4.20. The weak order has the following properties.

1. The reduced words of an element $w \in W$ are in bijection with maximal chains of the interval $[e, w]$.
2. $u \leq w$ if and only if $l(u) + l(u^{-1}w) = l(w)$.
3. $u \leq w$ if and only if any reduced word of u is a prefix of a reduced word of w .
4. If $s \in D_L(u) \cap D_L(w)$, then $u \leq w$ if and only if $su \leq sw$.
5. $u \leq_R w$ if and only if $I_L(u) \subseteq I_L(w)$.

Certain morphisms of Coxeter systems are of particular usefulness to us.

Proposition 2.4.21. Consider a Coxeter system (W, S) .

- The maps $w \rightarrow ww_0$ and $w \rightarrow w_0w$ are antiautomorphisms of W .
- The map $w \rightarrow w_0ww_0$ is an automorphism.
- The map $w \rightarrow w^{-1}$ is an automorphism sending the right weak order to the left weak order.

2.4.2 Type A

Coxeter groups of type A are of particular interest for us since they are precisely the symmetric groups.

Consider $S = \{s_1, \dots, s_{n-1}\}$ where identifying generators with adjacent transpositions as $s_i = (i \ i + 1)$. Given an adjacent transposition s and a reduced word x of a permutation $\pi \in \mathfrak{S}_n$, the word xs (resp. sx) corresponds to the permutation $\pi \cdot s_i$ (resp. $s_i \cdot \pi$). Whenever we consider there is no room for confusion we use interchangeably a permutation π instead of a reduced word x .

Moreover, a quick calculation shows that the generators S satisfy the relations $(s_i s_{i+1})^3 = e$ and $(s_i s_j)^2 = e$ if $|j - i| > 1$. This gives the intuition for the following result.

Proposition 2.4.22. (\mathfrak{S}_n, S) is a Coxeter system of type A_{n-1} .

This construction leads to a reframing of certain characteristics of permutations in terms of Coxeter groups.

Proposition 2.4.23. Let $\pi \in \mathfrak{S}_n$. Then,

- $l(\pi) = |\text{inv}(\pi)|$,
- $D_R(\pi) = \{s_i \in S : \pi_i > \pi_{i+1}\}$.

We finish with a useful lemma given by Proposition 2.4.20 in the case of permutations.

Lemma 2.4.24. A permutation $\pi \in \mathfrak{S}_n$ permutes the values j and $j+1$ if and only if it has a reduced word starting with s_j .

Proof. Recall that π permuting j and $j+1$ is equivalent to π containing the inversion $(j j+1)$. Proposition 2.4.20 (5) gives us that this is equivalent to $s_j \cdot e < \pi$ where e is the identity permutation. Proposition 2.4.20 (3) tells us that this occurs if and only if s_j is a prefix of a reduced word of π as desired. \square

2.4.3 Type B

For an easier reading we will use the notation \bar{i} for the negative integer $-i$.

Definition 2.4.25. Let \mathfrak{S}_n^B be the group of permutations on $[\pm n] := \{\bar{n}, \dots, \bar{1}, 1, \dots, n\}$ satisfying $\pi(\bar{i}) = \overline{\pi(i)}$ for all $i \in [n]$. This group is called the group of all *signed permutations* on $[n]$. Given $w \in \mathfrak{S}_n^B$ we write $w = w(\bar{n}) \cdots w(\bar{1})w(1) \cdots w(n)$ in the usual 1-line permutation notation or $w = [w(1) \cdots w(n)]$ in what is called the *window notation* of w .

Remark 2.4.26. Notice that $\mathfrak{S}_n \subset \mathfrak{S}_n^B$ naturally by identifying \mathfrak{S}_n with the signed permutations w such that $w([n]) = w([n])$.

Similar to the definitions for permutations given in Definition 2.1.31, signed permutations have a cycle decomposition as now exemplified.

Example 2.4.27. If $w = 5\bar{3}\bar{2}\bar{1}4\bar{4}132\bar{5}$, then $w = [\bar{4}132\bar{5}]$ and one of its cycle decompositions is $(1\bar{4}\bar{2}\bar{1}42)(3)(\bar{3})(5\bar{5})$.

Similar to Definition 2.1.5, cycle decompositions give us adjacent transpositions.

Definition 2.4.28. In the context of signed permutations the *adjacent transpositions* are $s_i := (i i+1)(\bar{i} \bar{i}+1)$ for $i \in [n-1]$ and $s_n := (\bar{n} n)$.

Proposition 2.4.29. The group of signed permutations \mathfrak{S}_n^B is generated by the adjacent transpositions $S^B = \{s_1, \dots, s_{n-1}, s_n\}$.

Definition 2.4.30. We say that $(i, j) \in [n]^2$ is a *B-inversion* of π if $i < j$ and $\pi_i^{-1} > \pi_j^{-1}$ or $i \leq j$ and $\pi_i^{-1} > \pi_j^{-1}$ and denote by $\text{inv}_B(\pi)$ the set of B -inversions of π . We define the length of $\pi \in \mathfrak{S}_n^B$ by $\ell_B(w) := |\text{inv}_B(w)|$.

Proposition 2.4.31. (\mathfrak{S}_n^B, S^B) is a Coxeter group of type B .

2.4.4 Type D

Definition 2.4.32. Let \mathfrak{S}_n^D be the subgroup of \mathfrak{S}_n^B of signed permutations having an even number of negative values in their window notation. This group is called the group of all *even signed permutations* of $[n]$.

As a subgroup of \mathfrak{S}_n^B , we can describe a generating set of \mathfrak{S}_n^D in the following way.

Proposition 2.4.33. The group of signed permutations \mathfrak{S}_n^D is generated by the adjacent transpositions $S^D = \{s_1, \dots, s_{n-1}, s_n\}$ where $s_i := (i \ i+1)(\bar{i} \ \bar{i}+1)$ for $i \in [n-1]$ and $s_n := (n \ \bar{n}-1)(n-1 \ \bar{n})$.

Definition 2.4.34. We say that $(i, j) \in [n]^2$ is a *D -inversion* of π if $i < j$ and $\pi_i^{-1} > \pi_j^{-1}$ or $i < j$ and $\pi_i^{-1} > \pi_j^{-1}$ and denote by $\text{inv}_D(\pi)$ the set of D -inversions of π . We define the length of $\pi \in \mathfrak{S}_n^D$ by $\ell_D(w) := |\text{inv}_D(w)|$.

Proposition 2.4.35. (\mathfrak{S}_n^D, S^D) is a Coxeter group of type D .

2.4.5 Automata

As the theory of Coxeter groups is based on words, it is natural that the theory of automata has seen applications on it (see [BH93] and [HNW16]). Here we concentrate ourselves on the automaticity of Coxeter groups of [BH93].

The automaticity was given in general for all finitely generated Coxeter groups using small roots. Since we do not delve into the geometric aspect of Coxeter groups, we rephrase their results using inversion sets. As a disclaimer, we can only do this since we are working with finite Coxeter groups.

Proposition 2.4.36. Let (W, S) be the Coxeter system of a finite Coxeter group W . The language of reduced words of W is regular. Moreover, it is recognized by the DFA with states $Q = \{I(w) : w \in W\}$ and transitions $I(w) \rightarrow I(ws_i)$ labeled by s_i if and only if $s_i \notin D_R(w)$. The starting set is the empty set and all states are final states.

Example 2.4.37. The language of reduced words of $(\mathfrak{S}_3, \{s_1, s_2\})$ is recognized by the automaton in Figure 2.25.

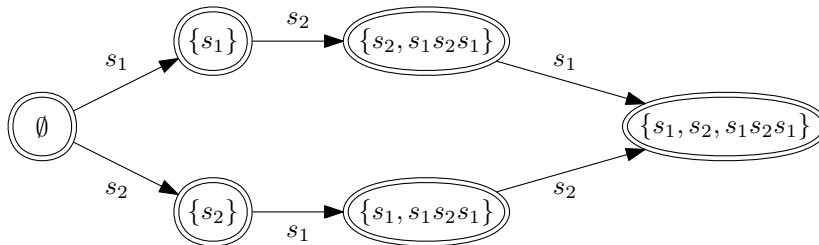


Figure 2.25 – A DFA recognizing the language of reduced words of $(\mathfrak{S}_3, \{s_1, s_2\})$.

2.4.6 Coxeter Sorting

In this section we present the theory of c -sorting following [Rea07b]. As a starting point we define Cambrian congruences for any Coxeter group.

Definition 2.4.38. Let W be a Coxeter group and \vec{G} be a complete orientation of the Coxeter diagram G . The *Cambrian congruence* associated to \vec{G} is the smallest lattice congruence that identifies the elements of the interval $[t, tsts\cdots]$ ($m_{s,t} - 1$ letters) for all $s \rightarrow t$.

Figure 2.26 shows an example of a Coxeter graph and the corresponding Cambrian congruence.

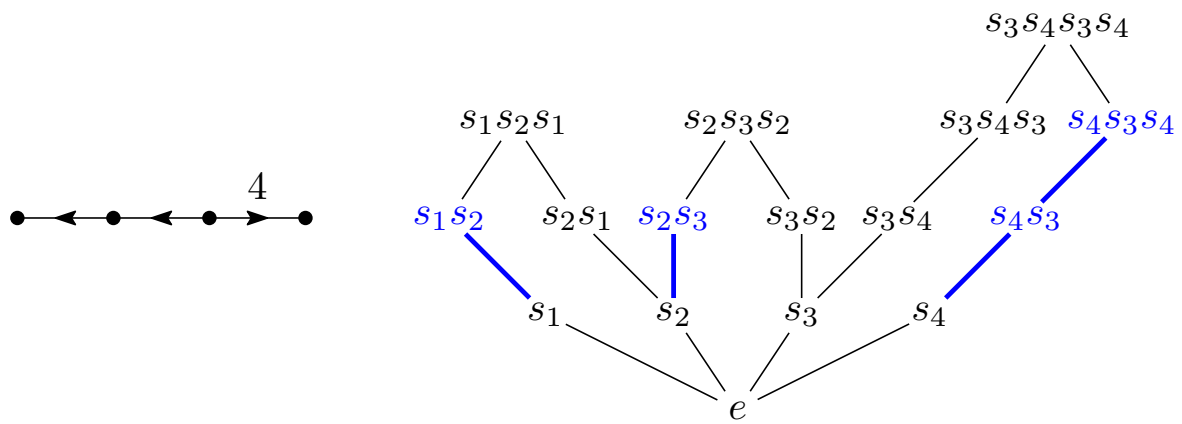


Figure 2.26 – A complete orientation of the Coxeter graph of B_4 and the lattice congruence it specifies. The minimal elements of the lattice congruence are in black and the congruence classes are shown in bolded blue. Notice that we do not draw the squares given by the commuting relations between $\{s_1, s_3\}$, $\{s_1, s_4\}$, or $\{s_2, s_4\}$ as any congruence relation of rank 2 in these cases would force a congruence relation of rank 1 following Remark 1.1.22.

Remark 2.4.39. Notice that in type A the Cambrian congruences correspond to the δ -permutree congruences \equiv_δ where $\delta \in \{\otimes, \oplus\}^n$ as in Proposition 2.3.15.

Definition 2.4.40. Let (W, S) be a Coxeter system. A *Coxeter element* is a word of length $n = |S|$ where each generator appears exactly once.

Remark 2.4.41. Notice that Coxeter elements codify complete orientations of the Coxeter graph and thus Cambrian congruences. Indeed, given a Coxeter element $c = s_1 \cdots s_n$ we orient $j \rightarrow j - 1$ (resp. $j - 1 \rightarrow j$) if j appears before (resp. after) $j - 1$ in c .

Definition 2.4.42. Given a Coxeter element c together with a fixed reduced word $c = s_1 \cdots s_n$, its *infinite word* is $c^\infty = s_1 \cdots s_n | s_1 \cdots s_n | s_1 \cdots s_n | \cdots$ where “|” are dividers that mark the separation of each instance of c .

The *c -sorting word* of an element $w \in W$ is the lexicographically first subword of c^∞ that is a reduced word of w . We denote it as $w(c)$. The c -sorting word $w(c)$ can be divided into finite

2.4. Finite Coxeter Groups

factors L_1, L_2, \dots, L_n where each factor L_i is a set of letters of $w(c)$ appearing between the dividers i and $i + 1$. We say that an element $w \in W$ is *c-sortable* or *Coxeter-sortable* if the factors satisfy $L_1 \supseteq L_2 \supseteq \dots \supseteq L_n$.

Example 2.4.43. Let $\pi := 3421$ and take the Coxeter element $c := s_2 \cdot s_1 \cdot s_3$. Consider the infinite word $c^\infty = c \cdot c \cdot c \cdots = s_2 \cdot s_1 \cdot s_3 \cdot s_2 \cdot s_1 \cdot s_3 \cdot s_2 \cdot s_1 \cdot s_3 \cdots$. Then the c -sorting word of π is $\pi(c) = s_2 \cdot s_1 \cdot s_3 \cdot s_2 \cdot s_3$. Since $L_1 \supset L_2 \supset L_3 = \emptyset$, π is c -sortable.

Remark 2.4.44. Notice that c^∞ does not actually need to be infinite. Indeed, the choosing of a Coxeter element implies the choosing of a reduced word of the largest element w_0 .

Remark 2.4.45. Although the c -sorting word depends heavily on the choosing of the reduced word of c , the property of being c -sortable does not. Thus, we refer to c -sortable elements without specifying the reduced word of c .

Coxeter sorting is of interest to us as it recovers the classical notion of stack-sorting [Knu73] via another lens.

Proposition 2.4.46. For the Coxeter word $c = s_1 \cdots s_{n-1}$, the c -sortable permutations are precisely the stack-sortable permutations of [Knu73].

The following are some simple lemmas showing the relationship between c -sorting and the weak order.

Lemma 2.4.47 ([Rea07b, Lems.2.1 & 2.2]). Consider a Coxeter element of the form $c = s_\ell \cdot d$ and let $w \in W$. Then

- if $w = s_\ell \cdot u$ with $\ell(w) = \ell(u) + 1$, then $w(c) = s_\ell \cdot u(d \cdot s_\ell)$,
- otherwise, $w(c) = w(d \cdot s_\ell)$.

Lemma 2.4.48. Fix a reduced expression of a Coxeter element c . Consider a c -sortable element $w \in W$ and $s_i, s_j \in S$ two distinct generators appearing in the c -sorting word $w(c)$.

1. if s_i appears before s_j in c , then s_i appears before s_j in $w(c)$,
2. if s_j does not appear in $w(c)$ between two occurrences of s_i , then it does not appear afterwards.

Proof. We prove both statements separately.

1. As both s_i and s_j appear in $w(c)$, it is immediate from the construction of $w(c)$ from c .
2. Notice that each generator can appear at most once in each factor L . Since w is c -sortable, the factors are weakly decreasing via inclusion. Thus, if s_j appeared after two occurrences of s_i , it would have to appear between them. □

Coxeter-sorting has a close relationship with lattice congruences of the weak order.

Proposition 2.4.49. Let c be a Coxeter element of a Coxeter group W . The c -sortable elements are precisely the bottom elements of the congruence classes of the c -Cambrian congruence \equiv_c associated to the complete orientation of G where $s \rightarrow t$ if s appears before t in c .

Proposition 2.4.50. The map $w \rightarrow ww_0$ sends the lattice congruence \equiv_c to the lattice congruence $\equiv_{c^{-1}}$.

Proposition 2.4.51 ([Rea07a, Thm.9.1]). The amount of c -sortable elements of a Coxeter group W of rank n is the W -Catalan number.

The W -Catalan numbers are presented in Table 2.1.

A_n	B_n	D_n	I_n	E_6	E_7	E_8	F_4	H_3	H_4
$\frac{1}{n+2} \binom{2n+2}{n+1}$	$\binom{2n}{n}$	$\frac{3n-2}{n} \binom{2n-2}{n-1}$	$n - 1$	833	4160	25080	105	32	280

Table 2.1 – The W -Catalan numbers.

Following Proposition 2.4.49 we can define a particular subset of c -sortable elements which help define polytopes whose oriented 1-skeleton correspond to the c -Cambrian lattice obtained from the lattice congruence \equiv_c .

Definition 2.4.52 ([HLT11]). Let c be a Coxeter element. A c -sortable element $w \in W$ is said to be a c -*singleton* if any of the following equivalent events occurs:

- w is the only element in its congruence class under \equiv_c ,
- w has a reduced word that is a prefix of $w_0(c)$ up to commutations,
- w is c -sortable and ww_0 is c^{-1} -sortable.

Proposition 2.4.53. Given a Coxeter element c , the intersection of all defining half-spaces of Perm_n whose corresponding facet contains a c -singleton is a polytope whose oriented 1-skeleton is the c -Cambrian lattice.

2.4.7 Permutree Perspectives

Having all tools in hand, we present the main problematic of this thesis. Following Remark 2.4.39, one can define permutree congruences for any Coxeter type as follows.

Definition 2.4.54. Let (W, S) be a Coxeter system with its Coxeter diagram G_W . We call a *multi-orientation* \overrightarrow{G}_W an endowing of each edge of G_W with either none, one, or both possible orientations. The *permutree congruence* associated to \overrightarrow{G}_W is the smallest lattice congruence that identifies the elements of the interval $[t, tsts \dots]$ ($m_{s,t} - 1$ letters) if $s \rightarrow t$.

As each orientation can have none, one, or two orientations, an identification of each edge with a coordinate gives an encoding of each permutree congruence by a decoration $\delta \in \{\circlearrowleft, \circlearrowright, \circlearrowup, \circlearrowdown\}^{|E(G_W)|}$. That is, we have that

- $\delta_{st} = \circlearrowleft$ if the edge (s, t) is not oriented,
- $\delta_{st} = \circlearrowright$ if the edge (s, t) is oriented $s \rightarrow t$,

- $\delta_{st} = \oplus$ if the edge (s, t) is oriented $t \rightarrow s$,
- $\delta_{st} = \otimes$ if the edge (s, t) has both orientations.

Figure 2.27 shows an example for this in type B . In the cases of types A, B, I, F , and H these vectors can be simply indexed by $[n]$ where $n = |S|$. In types D and E one must be careful as there are non-commuting braid relations between non-consecutive indices.

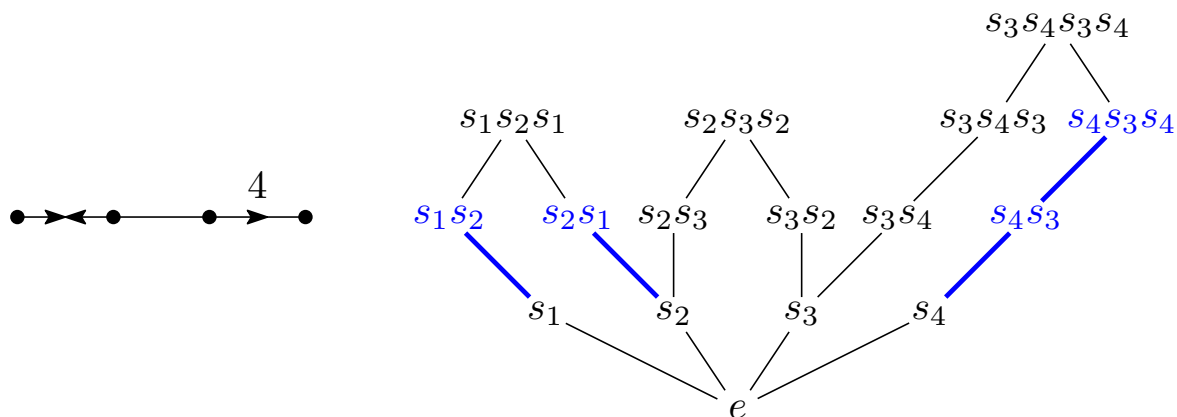


Figure 2.27 – A multi-orientation of the Coxeter graph of B_4 and the $\otimes\oplus\oplus$ -permutree congruence it specifies. The minimal elements of the lattice congruence are in black and the congruence classes are shown in bolded blue.

Although Cambrian lattices are well understood in any finite type Coxeter group via their connections with finite type cluster algebras (see [FZ02], [FZ03], [PS13], [PS15]), permutree lattices are well understood only in type A [PP18] and partially understood in type B [PPR22].

Perspective 2.4.55. Are there other combinatorial families or methods through which we can study permutree lattices for any finite Coxeter group?

2.5 s -Decreasing Trees

In this section we present another generalization of permutations that we study in Part III. This section is based on [CP19] and [CP23]. Let $s = (s_1, \dots, s_n)$ be a *weak-composition* (i.e. a vector with non-negative integer entries) and $|s| = \sum_{i=1}^n s_i$.

2.5.1 s -Weak Order

Definition 2.5.1. An *s -decreasing tree* is a rooted plane tree (i.e. with a concrete embedding) on n internal vertices (called nodes), labeled by $[n]$, such that the node labeled i has $s_i + 1$ children and any descendant j of i satisfies $j < i$. We denote by $T_0^i, \dots, T_{s_i}^i$ the subtrees of node i from left to right, and by \mathcal{T}_s the set of s -decreasing trees.

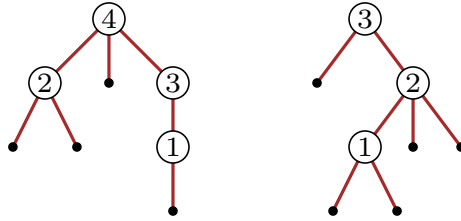


Figure 2.28 – A $(0, 1, 0, 2)$ -decreasing tree (left) and a $(1, 2, 1)$ -decreasing tree (right).

Remark 2.5.2. Since the node 1 only has leaves as children, the first entry of s can be arbitrary and does not influence the combinatorics or geometry of s -decreasing trees. See Figure 2.28 for some examples.

By its construction the root of an s -decreasing tree is always the number of internal nodes. Moreover, their decreasing aspect allow for a direct calculation of their cardinality. That is, the number of s -trees is given by a generalization of the formula for factorials as follows.

Proposition 2.5.3. Given a weak composition s , the number of s -decreasing trees is

$$|\mathcal{T}_s| = \prod_{i=1}^{n-1} (1 + s_{n-i+1} + s_{n-i+2} + \cdots + s_n).$$

Proof. There is only one (s_n) -decreasing tree with one node labeled n and $s_n + 1$ leaves. The next node $n - 1$ together with its $s_{n-1} + 1$ leaves can be placed in any of the $s_n + 1$ leaves from before. This results in $(1 + s_n)$ possible (s_{n-1}, s_n) -decreasing trees. Continuing inductively on the length of s , we get that at step k the number of (s_k, \dots, s_n) -decreasing trees with labels in $[k, n]$ is $|\mathcal{T}_s| = \prod_{i=1}^{n-k} (1 + \sum_{j=n-i+1}^n s_j)$. We can now place the node labeled $k - 1$ in any of the $(1 + \sum_{r=k}^n s_r)$ leaves of any such tree. We finish when we place the node with label 1. This gives the desired formula. \square

Definition 2.5.4. Let T be an s -decreasing tree and $1 \leq a < c \leq n$. We say that a is *left* (resp. *right*) of c if there is a node d such that $a < d, c < d, a \in T_x^d$, and $c \in T_y^d$ where $x < y$ (resp. $x > y$). We denote by $\text{inv}(T)$ the multiset of *inversions* of T formed by pairs (c, a) with multiplicity (also called cardinality)

$$|(c, a)_T| = \begin{cases} 0, & \text{if } a \text{ is left of } c, \\ i, & \text{if } a \in T_i^c, \\ s_c, & \text{if } a \text{ is right of } c. \end{cases}$$

Similar to Definition 2.1.14 and Proposition 2.4.20, this allows to define an analogue of the weak order.

Definition 2.5.5. Let R, T be s -decreasing trees. We say that $R \trianglelefteq T$ if we have that $\text{inv}(R) \subseteq \text{inv}(T)$. We call $(\mathcal{T}_s, \trianglelefteq)$ the *s -weak order*.

As before with Coxeter groups, the s -weak order enjoys several properties coming from the weak order of permutations. A key one for us being the lattice property which can be seen in Figure 2.29.

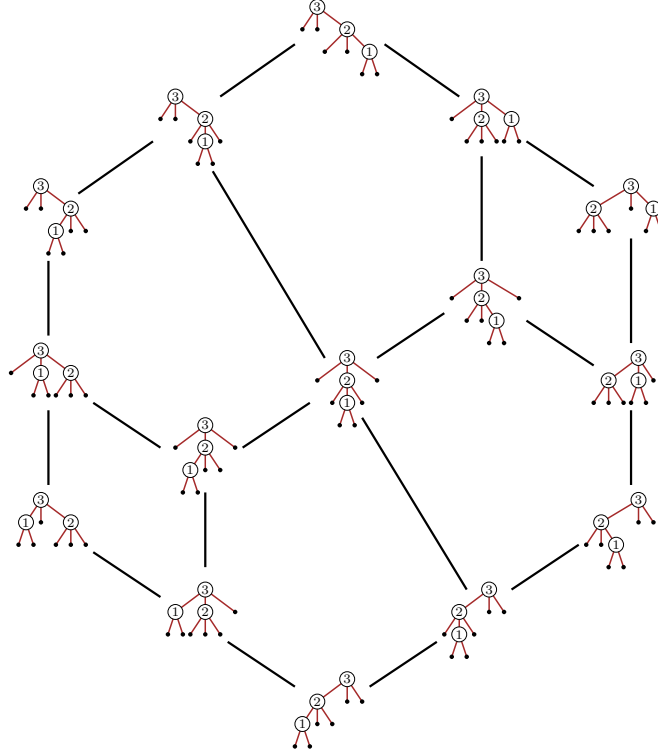


Figure 2.29 – The $(1, 2, 2)$ -weak order on $(1, 2, 2)$ -decreasing trees. Figures based on [CP23].

Theorem 2.5.6 ([CP19, Thms.3.2 & 3.3], [CP23, Prop.1.35]). The s -weak order on s -decreasing trees is a polygonal lattice. The join of two s -decreasing trees R and T is the s -decreasing tree $R \vee T$ that satisfies $\text{inv}(R \vee T) = (\text{inv}(R) \cup \text{inv}(T))^{tc}$.

Notice that the transitive closure requires attention since it is being done over multisets. We postpone the complete definition of the transitive closure for a particular case. Still, the following characterization of multisets of inversions for s -decreasing trees gives a hint about it.

Definition 2.5.7 ([CP23, Def. 1.5, Prop. 1.6]). The multisets of inversions of s -decreasing trees are exactly the multisets I that satisfy:

- *Transitivity*: if $a < b < c$, then $|(b, a)_T| = 0$ or $|(c, a)_T| \geq |(c, b)_T|$.
- *Planarity*: if $a < b < c$, then $|(b, a)_T| = s_b$ or $|(c, b)_T| \geq |(c, a)_T|$.

Definition 2.5.8. Let T be an s -decreasing tree. An *ascent* (resp. *descent*) of T is a pair (a, c) such that

1. $a \in T_i^c$ for some $0 \leq i < s_c$ (resp. $0 < i \leq s_c$),
2. if $a < b < c$ and $a \in T_i^b$, then $i = s_b$ (resp. $i = 0$),
3. if $s_a > 0$, then $T_{s_a}^a$ (resp. T_0^a) is empty (i.e. only a leaf).

Notice that in the case where s has no zeros, the ascents (resp. descents) of T are in bijection with the leaves of T that are rightmost (resp. leftmost) of their parent, excepting the rightmost (resp. leftmost) leaf of T . The ascents and descents allow us to define the rotations on s -decreasing trees, which characterize the cover relations of the s -weak order.

Definition 2.5.9 ([CP23]). Let T be an s -decreasing tree with an ascent (a, c) . The *rotation* of T along (a, c) is the s -decreasing tree $T + \{(a, c)\}$ corresponding to the transitive closure multiset of inversions obtained from $\text{inv}(T)$ after increasing $|(a, c)|_T$ by 1. If A is a subset of ascents of T , we denote by $T + A$ the s -decreasing tree with inversion set $(\text{inv}(T) + A)^{tc}$. See Figure 2.30 for an example of a rotation.

Proposition 2.5.10 ([CP23, Thm.1.32]). The cover relations of the s -weak order correspond to rotations of s -decreasing trees along ascents.

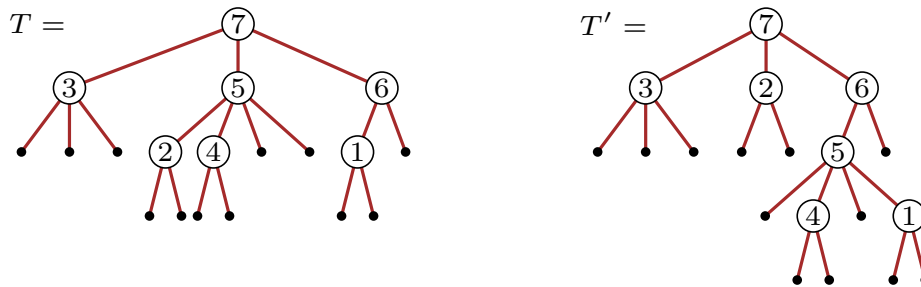


Figure 2.30 – The rotation of the $(1, 1, 2, 1, 3, 1, 2)$ -decreasing tree T along the ascent $(5, 7)$ giving T' .

With rotations in hand we can define the analogue of the permutahedron for the s -weak order as a combinatorial complex as follows.

Definition 2.5.11. The *s -permutahedron* is the combinatorial complex Perm_s with faces (T, A) where T is an s -decreasing tree and A is a subset of ascents of T . The face (T, A) is contained in (T', A') if and only if $[T, T + A] \subseteq [T', A']$ as intervals in the s -weak order. In particular, the vertices of Perm_s are the s -decreasing trees and the edges correspond to the s -tree rotations.

Definition 2.5.11 portrays Perm_s as combinatorial complex. In the original article [CP19] the authors gave the following conjecture on the geometric structure of Perm_s .

Conjecture 2.5.12 ([CP19, Conjecture 1]). Let s be a weak composition. Perm_s can be realized as a polyhedral subdivision of a polytope which is combinatorially isomorphic to the zonotope $\sum_{1 \leq i < j \leq n} s_j(\mathbf{e}_i - \mathbf{e}_j)$.

In Chapter 6 we give a positive answer to this conjecture for when s is a composition.

2.5.2 Stirling s -Permutations

From here onwards $s = (s_1, \dots, s_n)$ denotes a *composition* (i.e. $s_i > 0$ for all $i \in [n]$). This is required for us to study the s -weak order with objects more akin to permutations that we now define.

Definition 2.5.13. Let s be a composition. A *Stirling s -permutation* is a permutation of the word $1^{s_1}2^{s_2} \dots n^{s_n}$ that avoids the pattern 121. We denote by \mathcal{W}_s the set of all Stirling s -permutations.

Proposition 2.5.14. Stirling s -permutations are in bijection with the set of s -decreasing trees by reading the labels of the nodes of an s -decreasing tree in in-order. Moreover, this bijection induces a correspondence between leaves of an s -decreasing tree and prefixes of the corresponding Stirling s -permutation.

See Figure 2.31 for an example of the bijection between a Stirling $(2, 1, 1, 2)$ -permutations and a $(2, 1, 1, 2)$ -decreasing tree.

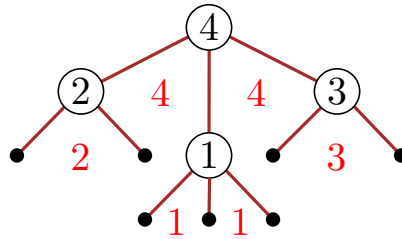


Figure 2.31 – A $(2, 1, 1, 2)$ -decreasing tree with vertices labeled via in-order. The corresponding Stirling s -permutation is $w = 241143$.

Remark 2.5.15. Notice that in the case $s = (k, \dots, k)$, Stirling s -permutations are exactly the Stirling k -permutations of [JKP11]. Since decreasing trees can be naturally transformed into increasing trees, the bijection of Proposition 2.5.14 recovers the classical bijection of Gessel between $(k + 1)$ -ary increasing trees and Stirling k -permutations in this case (see [CG19, §5], [JKP11], and [GS78b]).

To describe the covering relations of the s -weak order in terms of Stirling s -permutations we need the following.

Definition 2.5.16. Let w be a Stirling s -permutation. For $a \in [n]$, the *a -block* B_a of w is the shortest substring u of w containing all s_a occurrences of a .

Remark 2.5.17. Some quick facts about a -blocks in a Stirling s -permutation include:

- An a -block of w necessarily starts and ends with a and contains only letters in $[a]$.
- For $a < b$ we have that either $B_a \subset B_b$ or $B_a \cap B_b = \emptyset$. Otherwise, a partial intersection would imply that w contains the pattern 121.
- For $a < c$, w contains the substring ac if and only if it is of the form $w = u_1 B_a c u_2$ where u_1 and u_2 are words on $[n]$.

Following Figure 2.31 we have that $B_1 = 11$, $B_2 = 2$, $B_3 = 3$, and $B_4 = 4114$.

Definition 2.5.18. Let w be a Stirling s -permutation. A pair (a, c) with $1 \leq a < c \leq n$ is an *ascent* (resp. *descent*) of w if ac (resp. ca) is a substring of w .

If w is of the form $w = u_1 B_a c u_2$ where $a < c$, the *transposition* of w along the ascent (a, c) is the Stirling s -permutation $u_1 c B_a u_2$. We denote by $\text{inv}(w)$ the multiset of inversions formed by pairs (c, a) with multiplicity $|(c, a)_w| \in [0, s_c]$ the number of occurrences of c that precede the a -block in w .

If A is a subset of ascents of w , we denote by $w + A$ the Stirling s -permutation with inversion set $(\text{inv}(w) + A)^{tc}$.

Lemma 2.5.19. Let w be a Stirling s -permutation, $T(w)$ its corresponding s -decreasing tree and $1 \leq a < c \leq n$.

1. The pair (a, c) is an ascent (resp. descent) of $T(w)$ if and only if it is an ascent (resp. descent) of w .
2. $|(c, a)_{T(w)}| = |(c, a)_w|$.

Moreover, suppose (a, c) is an ascent of $T = T(w)$ so that w is of the form $w = u_1 B_a c u_2$. Then T' is the s -tree rotation of T along (a, c) if and only if $T' = T(w')$ where $w' = u_1 c B_a u_2$.

Proof. The proofs follow easily from the definitions and Proposition 2.5.14. □

Corollary 2.5.20. Let w and w' be Stirling s -permutations. Then w' covers w in the s -weak order if and only if w' is the transposition of w along an ascent.

The analogue of Figure 2.29 showing the s -weak order on Stirling s -permutations can be found in Figure 2.32.

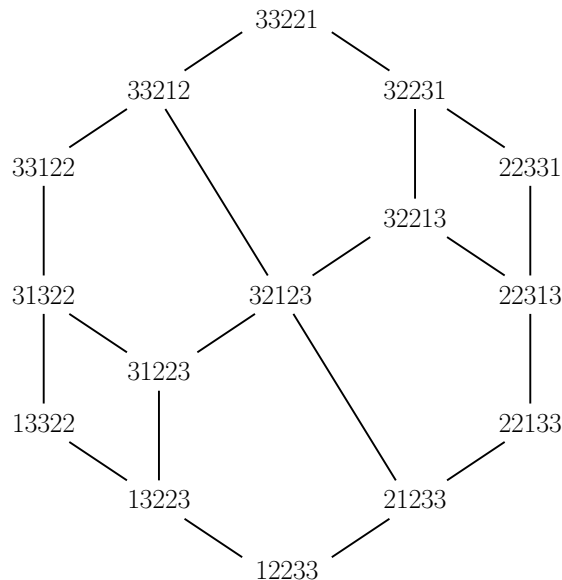


Figure 2.32 – The $(1, 2, 2)$ -weak order on Stirling $(1, 2, 2)$ -permutations.

Example 2.5.21. Let $s = (1, 1, 2, 1, 3, 1, 2)$ and consider the s -permutation $w = 33725455716$. The transposition of w along the ascent $(5, 7)$ switches the 5-block $B_5 = 5455$ of w with the 7 immediately after it and gives $w' = 3372\mathbf{75455}16$. The corresponding rotation in terms of s -decreasing trees is shown in Figure 2.30.

This translation of the s -weak order on s -decreasing trees to Stirling s -permutations allows us to consider the s -permutahedron Perm_s as the combinatorial complex with faces (w, A) where w is a Stirling s -permutation and A is a subset of ascents of w . It is with this definition that we study Conjecture 2.5.12 in Chapter 6.

We finish this section by stating some tools on the transitivity of multisets which are of help to us when working with the faces of the s -permutahedron. The following comes mostly from [GMP⁺23a].

Definition 2.5.22 ([CP23, Def.1.14]). Let I be a multiset of inversions. A *transitivity path* between two values $c > a$ is a list of values $a = b_1 < \dots < b_k = c$ such that $(b_{i+1}, b_i)_I > 0$ for all $i \in [k - 1]$. In this way the transitive closure I^{tc} of I is the multiset of inversions with cardinalities

$$|(c, a)_{I^{tc}}| := \max(|(c, b_{k-1})_I| : a = b_1 < \dots < b_k = c \text{ is a transitivity path of } (c, a).)$$

Definition 2.5.23 ([GMP⁺23a]). Let w be a Stirling s -permutation, A a subset of ascents of w and $1 \leq a < c \leq n$ such that $|(c, a)_w| < s_c$. We say that the pair (a, c) is *A-dependent* in w if there is a sequence $a \leq b_1 < \dots < b_k < b_{k+1} = c$ such that:

- b_1 is the greatest letter strictly smaller than c such that $B_a \subseteq B_{b_1}$,
- for all $i \in [k - 1]$, the b_i -block B_{b_i} is directly followed by $B_{b_{i+1}}$,
- B_{b_k} is directly followed by an occurrence of c ,
- $(b_i, b_i) \in A$ for all $i \in [k]$.

Example 2.5.24. Let w be a Stirling s -permutation and A a subset of ascents of w .

- If $(a, c) \in A$, then (a, c) is A -dependent taking $b_1 = a$ and $b_2 = c$.
- Let $w = 33725455716$ and $A = \{(2, 5), (5, 7), (1, 6)\}$. The pair $(2, 7)$ is A -dependent through the sequence $b_1 = 2$, $b_2 = 5$ and $b_3 = 7$. Meanwhile, $(2, 6)$ is not A -dependent as the only block containing B_2 is B_7 but $7 > 6$ and B_7 is followed by B_1 before the next occurrence of 6.

Theorem 2.5.25 ([GMP⁺23a, Prop.3.12]). Let w be a Stirling s -permutation and A a subset of its ascents. Then

$$\text{inv}(w + A) = \begin{cases} |(c, a)_w| + 1 & \text{if } (a, c) \text{ is } A\text{-dependent in } w \\ |(c, a)_w| & \text{otherwise.} \end{cases}$$

Example 2.5.26. Let $w = 33725455716$ and $A = \{(2, 5), (5, 7), (1, 6)\}$. Augmenting these inversions gives the Stirling s -permutation $w + A = 33775245561$. The pairs whose multiplicity in the multiset of inversion has been increased by 1 are $\{(5, 2), (6, 1), (7, 2), (7, 4), (7, 5)\}$.

Proof. Let be I the multiset of inversions defined as

$$|(c, a)_I| := \begin{cases} |(c, a)_w| + 1 & \text{if } (a, c) \text{ is } A\text{-dependent in } w \\ |(c, a)_w| & \text{otherwise.} \end{cases}$$

Notice that for an A -dependent pair (a, c) and an integer $d > c$ we have that $|(d, c)_I| = |(d, a)_I|$. Moreover, (a, d) is A -dependent if and only if (c, d) is also A -dependent. We need to verify that I is transitive and that it is the smallest transitive multiset of inversions containing $\text{inv}(w) + A$. We begin with the latter statement.

First, it is clear that $\text{inv}(w) + A \subset I$ from the definition of I as every pair in A is A -dependent. Now let us show that any transitive multiset of inversions I' that contains $\text{inv}(w) + A$ necessarily contains I . Since $\text{inv}(w) + A \subseteq I'$ is clear that for any pair we have $|(c, a)_{I'}| \geq |(c, a)_w|$. Let (a, c) be an A dependent pair in w through a sequence $a \leq b_1 < \dots < b_k < b_{k+1} = c$. We proceed by induction on the length k of the sequence. For $k = 1$ we have that

- either $b_1 = a$ and $(a, c) \in A$. Giving us that $|(c, a)_{I'}| \geq |(c, a)_w| + 1$,
- or $a < b_1 < c$. In this case $|(b_1, a)_{I'}| \geq |(b_1, a)_w| > 0$ by since Definition 2.5.16 $B_a \subset B_{b_1}$. Now we get that

$$|(c, a)_{I'}| \geq |(c, b_1)_{I'}| \geq |(c, b_1)_w| + 1 = |(c, a)_w| + 1 \quad (2.2)$$

where the first inequality comes from transitivity, the second from the previous case as $(b_1, c) \in A$ and the last equality from (a, b_1) being A -dependent.

Suppose that $k > 1$. The induction hypothesis tells us that $|(b_k, a)_{I'}| \geq |(b_k, a)_w| + 1 > 0$. Applying transitivity to $a < b_k < c$ and using that $(b_k, c) \in A$ and that (a, b_k) is A -dependent (such that there is no occurrence of c between a and b_k) gives us the inequalities $|(c, a)_{I'}| \geq |(c, b_k)_{I'}| \geq |(c, b_k)_w| + 1 = |(c, a)_w| + 1$. Thus, $I \subseteq I'$.

Lastly let us see that I is transitive in the following cascade of cases. Let $1 \leq a < b < c \leq n$.

- If $|(b, a)_I| = 0$ then there is nothing to prove for this pair.
- If $|(b, a)_I| > 0$ we need to see that $|(c, a)_I| \geq |(c, b)_I|$.
 - If $|(b, a)_w| = 0$, then (a, b) is A -dependant and $|(c, a)_I| = |(c, b)_I|$ by our observation at the start of the proof.
 - Suppose that $|(b, a)_w| > 0$.
 - * If $|(c, b)_I| = |(c, b)_w|$, then by the inclusion $\text{inv}(w) \subset I$ and the transitivity of $\text{inv}(w)$ we have that $|(c, a)_I| \geq |(c, a)_w| \geq |(c, b)_w| = |(c, b)_I|$.
 - * Suppose that $|(c, b)_I| = |(c, b)_w| + 1$ (i.e. (b, c) is A -dependent). If $|(c, a)_w| \geq |(c, b)_w| + 1$, we have $|(c, a)_I| \geq |(c, a)_w| \geq |(c, b)_w| + 1 = |(c, b)_I|$. Otherwise, we have $|(c, a)_w| = |(c, b)_w| =: i$. From our assumption that $|(b, a)_w| > 0$ we know that the a -block B_a appears in w between the first occurrence of b and the i -th occurrence of c . Thus, (b, c) being A -dependant implies that (a, c) is also A -dependant as the sequence of (a, c) is included in the sequence of (b, c) in w . These two A -dependencies together with the transitivity of w for $a < b < c$ concludes that $|(c, a)_I| = |(c, a)_w| + 1 \geq |(c, b)_w| + 1 = |(c, b)_I|$ as wished. \square

Part II

Permutrees

Chapter 3

Inversion and Cubic Vectors for Permutrees

In this chapter we present two generalizations of the bracket vectors of binary trees for permutrees based on [Tam23]. The first generalization which we call the inversion vectors helps prove in a constructive manner the lattice property for δ -permutree rotation posets. The second generalization called the cubic vectors allows for the construction of an embedding of these lattices onto a cube.

3.1 Inversion Vectors

We begin defining inversion vectors for δ -permutrees with the aim of proving the lattice property of δ -permutrees rotation posets (Proposition 2.3.13) in a constructive manner.

Recall that $j \rightarrow i$ if v_j is a descendant of v_i .

Definition 3.1.1. Consider $T \in \mathcal{PT}_n(\delta)$ to be a δ -permutree. Its *inversion set* and *inversion components* are

$$\begin{aligned} B(T) &:= \{(i, j) : i < j \text{ and } j \rightarrow i\}, \\ B(T)_i &:= \{j \in [n] : (i, j) \in B(T)\}. \end{aligned}$$

That is, all $j > i$ such that v_j is a descendant of v_i . An inversion set has an associated *inversion vector* $\vec{b}(T) = (b_1, \dots, b_{n-1})$ such that $b_i = |B(T)_i|$.

Since $RD_n = \emptyset$, its component does not alter the combinatorics of inversion sets and thus, we do not consider it. Figure 3.1 contains the inversion vectors for all $\oplus \otimes \odot \ominus$ -permutrees.

Example 3.1.2. Let $\hat{1}$, $\hat{0}$, T_l , and T_r respectively be the top, bottom, middle left, and middle right elements of the lattice of $\oplus \otimes \odot \ominus$ -permutrees as in Figure 3.1. Then

$$\begin{aligned} B(\hat{1}) &= \{(1, 2), (1, 3), (1, 4), (2, 3), (2, 4), (3, 4)\}, \\ B(\hat{0}) &= \emptyset, \\ B(T_r) &= \{(2, 4), (3, 4)\}, \\ B(T_l) &= \{(1, 2), (3, 4)\}. \end{aligned}$$

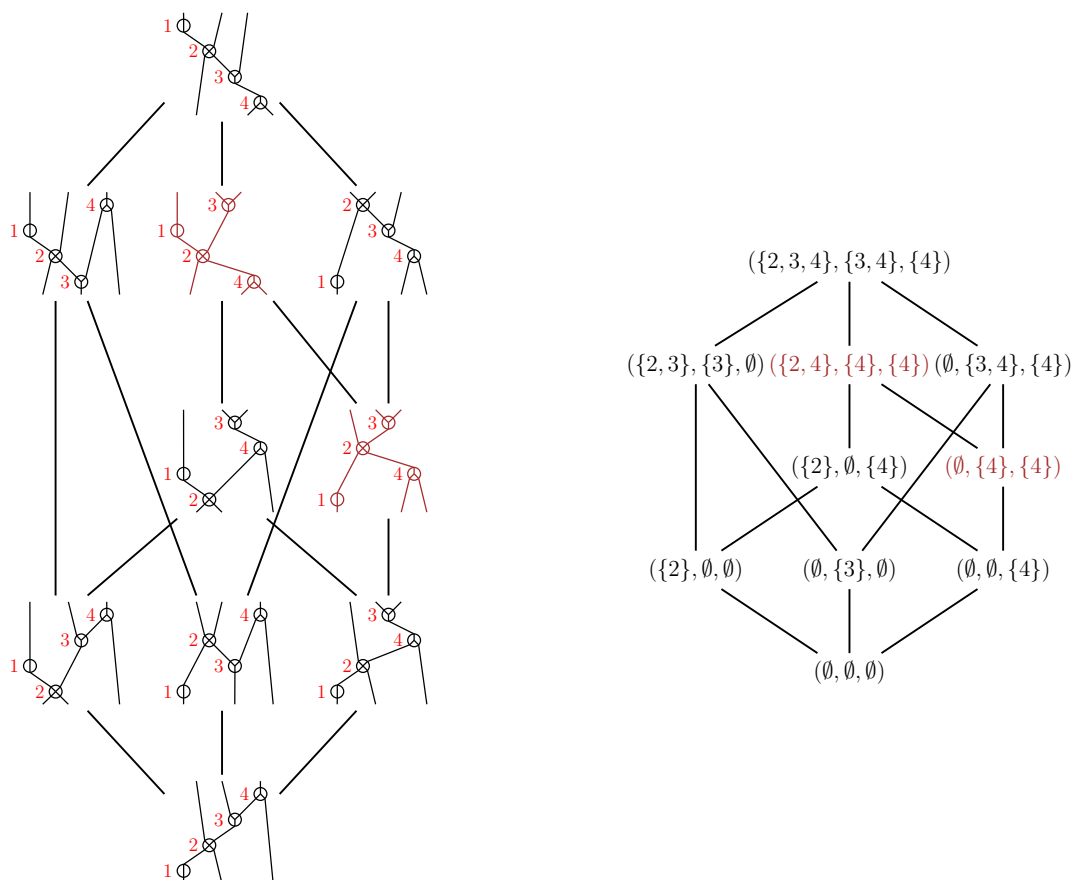


Figure 3.1 – The rotation lattice of $\{\otimes, \otimes, \otimes\}$ -permutrees (left) with their respective inversion sets represented via their components (right). The elements in brown correspond to the permutrees that are not extremal.

Lemma 3.1.3. Let $1 \leq i < j < k \leq n$. The set of inversion sets $\{B(T) : T \in \mathcal{PT}_n(\delta)\}$ is the set of all subsets $E \subseteq \{(i, j) \in [n]^2 : 1 \leq i < j \leq n\}$ such that

1. E is transitive,
2. E is cotransitive,
3. if $\delta_j \in \{\otimes, \otimes\}$, $(i, j) \notin E$, and $(j, k) \in E$, then $(i, k) \notin E$,
4. if $\delta_j \in \{\otimes, \otimes\}$, $(i, j) \in E$, and $(j, k) \notin E$, then $(i, k) \notin E$.

Proof. Let T be a δ -permutree and $E := B(T)$. If $(i, j), (j, k) \in E$, then $j \rightarrow i$, $k \rightarrow j$, evidently $k \rightarrow i$. That is, $(i, k) \in E$ and E is transitive. The fact that E is cotransitive follows a similar argument. For property 3, the facts that $(i, j) \notin E$ and $(j, k) \in E$ respectively mean that $v_i \in LD_j$ and $v_k \in RD_j$. Thus, v_k is not a child of v_i and $(i, k) \notin E$. Property 4 follows a similar argument.

For the opposite direction we wish to construct a δ -permutree $T(E)$ in accordance with the elements in E . Let $E_i = \{j \in [n] : (i, j) \in E\}$ be the components of E . Notice that $E_n = \emptyset$ and that if $(i, j) \in E_i$, and $(j, k) \in E_j$ then $(i, k) \in E_i$ due to E being transitive. With this in mind, we can

3.1. Inversion Vectors

construct $T(E)$ in the following way. Take an $n \times n$ grid. As step 0, place vertex v_n anywhere in the last column. Now for step i , place the vertex v_{n-i} in the $n - i$ -th column and at the height such that it is above (resp. below) all j such that $(n - i, j) \in E$ (resp. $(n - i, j) \notin E$). If such height was already used by another vertex, move the placed vertices up or down as required maintaining the relative others established in the previous steps. After step $n - 1$ we get a permutation table. Decorate each vertex v_i with the decoration δ_i . Following the insertion algorithm (see Definition 2.3.4) we obtain a δ -permutree $T(E)$. Notice that the placement of the vertices in the grid ensures transitivity and cotransitivity and that the red walls from the decorations in the insertion algorithm accomplish properties 3 and 4. See Figure 3.2 for an example. \square

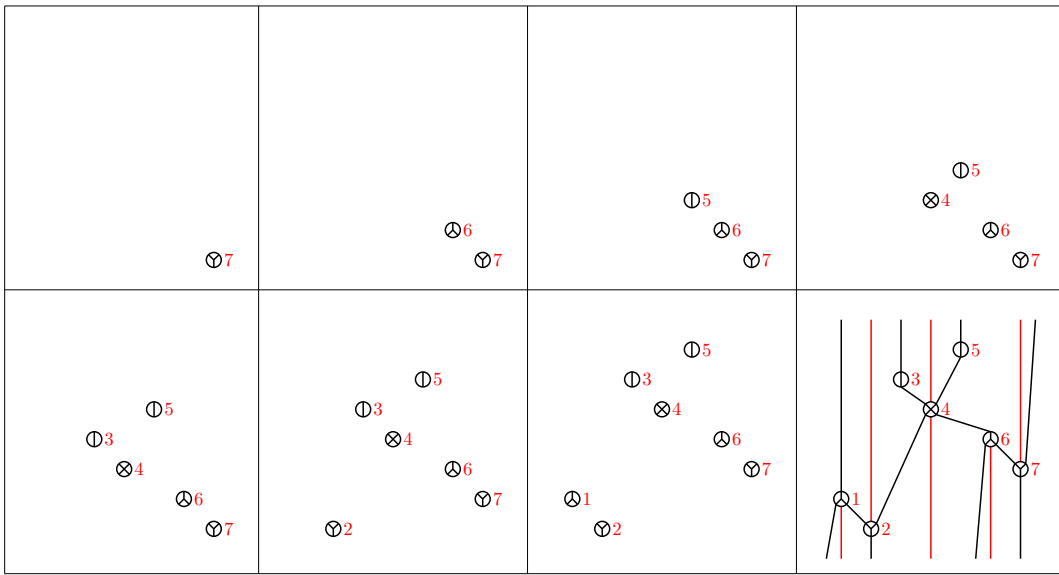


Figure 3.2 – The construction of the $\otimes \otimes \otimes \otimes \otimes \otimes \otimes$ -permutree corresponding to the inversion set $\{(1, 2), (3, 4), (3, 6), (3, 7), (4, 6), (4, 7), (5, 6), (5, 7), (6, 7)\}$.

Remark 3.1.4. In the case of cover relations $T \triangleleft T'$ between δ -permutrees, that is, an ij -edge rotation from T to T' , Definition 2.3.9 tells us that such a rotation only affects the edge between v_i and v_j while the rest of the tree remains the same. In terms of inversions this means that the rotation only turns into inversions the pairs of the form (i, x) where $x \in RD_j(T)$ and if $\delta_i \in \{\otimes, \otimes\}$, also all the pairs that depend on these in a transitive manner. That is, $B(T') = (B(T) \cup \{(i, j)\})^{tc}$ no matter the decoration δ .

Remark 3.1.5. The characterization of inversion sets was already given in [CPP19, Section 2.3.2] where they are called *IPIP* (*PIP* meaning permutree interval poset). With Lemma 3.1.3, not only we have characterized inversion sets for permutrees but also described how to recover the permutree given its inversion set which is not done in [CPP19].

To use inversion sets as a tool we need first to show that we can describe the δ -permutree rotation order via their containment.

Lemma 3.1.6. Let T, T' be two δ -permutrees. Then $T < T'$ if and only if $B(T) \subset B(T')$.

Proof. Suppose that $T < T'$. Since the rotation order on permutrees is the transitive closure of the covering relations given by the rotations in Figure 2.19, it is enough to prove this in the case that T' covers T . Remark 3.1.4 tells us that in such a case $B(T') = (B(T) \cup \{(i, j)\})^{tc}$ and thus $B(T) \subset B(T')$.

Before moving to the other direction let $\hat{0}$ be the minimal δ -permutree in the rotation lattice. The fact that $T < T'$ implies that $B(T) = (B(T) \cup \{(i, j)\})^{tc}$ tells us that for any chain $\hat{0} = T_0 \triangleleft T_1 \triangleleft \dots \triangleleft T_l \triangleleft T_{l+1} = T$ in the interval $[\hat{0}, T]$, we have that a *sequence* of inversions (i_x, j_x) such that $B(T_x) = (B(T_{x-1}) \cup \{(i_x, j_x)\})^{tc}$ for all $x \in [l]$. In this way we say that a sequence $(i_1, j_1), \dots, (i_l, j_l)$ generates T . It is easy to see that $T < T'$ if and only if for every sequence $(i_1, j_1), \dots, (i_l, j_l)$ that generates T there exists a sequence that generates T' of the form $(i_1, j_1), \dots, (i_l, j_l), (i_{l+1}, j_{l+1}), \dots, (i_{l'}, j_{l'})$. Take notice that the length of the chains in an interval of permutrees might not always be the same.

Now suppose that $B(T) \subset B(T')$ and let $(i_1, j_1), \dots, (i_l, j_l)$ be a sequence of T . We claim that for all $x \in \{0, \dots, l\}$ the sequence $(i_1, j_1), \dots, (i_x, j_x)$ is the start of sequence of T' . Let T_x correspond to the δ -permutree corresponding to the claim corresponding to x . Notice that the claim for $x = l$ amounts to proving $T < T'$. We proceed by induction on the length of the chain which is given by x . If $x = 0$ then $T_0 = \hat{0}$ and the claim is trivial. Now suppose that the claim holds for $x - 1$ and $(i_1, j_1), \dots, (i_{x-1}, j_{x-1})$ is the start of a sequence of T' , that is, $T_{x-1} < T$. Suppose as well that the $T_x \not< T'$. Since $T_x < T'$, this means that with the $i_x j_x$ -edge rotation, T_x obtained an inversion that T' does not possess. This is a contradiction since $B(T_x) = (B(T_{x-1}) \cup \{(i_x, j_x)\})^{tc} \subset B(T) \subset B(T')$ as all sets B are transitive. Thus, $T_x < T$ for all $x \in \{0, \dots, l\}$ and $T < T'$. \square

Theorem 3.1.7. Given two δ -permutrees T, T' on n vertices, there exists a δ -permutree $T \wedge T'$ under the δ -permutree rotation order. Moreover, it satisfies

$$B(T \wedge T') = B(T) \cap B(T') \cap \{(i, j) : \forall i < l < j, (i, l) \text{ or } (l, j) \in B(T) \cap B(T')\}. \quad (3.1)$$

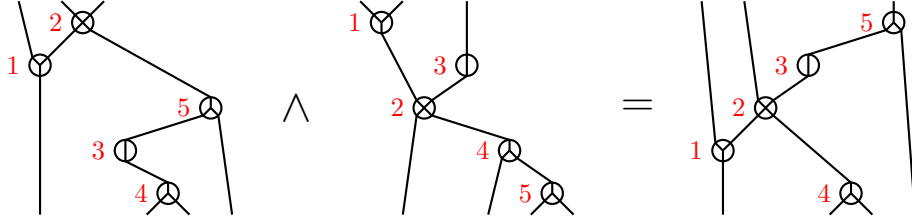
Example 3.1.8. Figure 3.3 presents the meet operation between δ -permutrees. Taking the last set of the right-hand side of Equation (3.1) as I , we have that the corresponding inversion sets in this case are

$$\begin{aligned} B(T) &= \{(2, 3), (2, 4), (2, 5), (3, 4)\} \\ B(T') &= \{(1, 2), (1, 4), (1, 5), (2, 4), (2, 5), (3, 4), (3, 5), (4, 5)\} \\ I &= \{(1, 2), (1, 3), (1, 4), (2, 3), (2, 4), (3, 4), (3, 5), (4, 5)\} \\ B(T \wedge T') &= \{(2, 4), (3, 4)\} \end{aligned}$$

and satisfy Theorem 3.1.7. Translating this into the components of the inversion sets we have that

$$\begin{aligned} \emptyset \cap \{2, 4, 5\} \cap \{2, 3\} &= \emptyset & \{4\} \cap \{4, 5\} \cap \{4, 5\} &= \{4\} \\ \{3, 4, 5\} \cap \{4, 5\} \cap \{3, 4\} &= \{4\} & \emptyset \cap \{5\} \cap \{5\} &= \emptyset \end{aligned}$$

Remark 3.1.9. Notice that inversion sets of $\{\oplus\}^n$ -permutrees are bracket sets of binary trees as in Definition 2.2.4. We recover Proposition 2.2.6 whenever $\delta \in \{\oplus\}^n$ as $B(T) \cap B(T')$ is contained in the last set of Equation (3.1). To see this, notice that if $(i, j) \in B(T)$ then $v_l \in R D_i$ for all $i < l < j$. If not, it would contradict that $\delta_j = \oplus$. Thus, $(i, l) \in B(T)$. The same argument applies if $(i, j) \in B(T')$ and thus in this case $(i, j) \in B(T) \cap B(T')$ implies $(i, l) \in B(T) \cap B(T')$ giving us the desired inclusion.


 Figure 3.3 – The meet of two $\otimes \otimes \oplus \otimes \otimes$ -permutrees.

Remark 3.1.10. Our meet operation is similar to the *tdd* operation defined in [CPP19, Section 1.2.2] on integer posets. In this context, Theorem 3.1.7 can be seen as [CPP19, Corollary 2.39] through the *tdd* and our Lemma 3.1.3. Nevertheless, we give here a direct proof without relying on the results of [CPP19].

We proceed to prove Theorem 3.1.7.

Proof. First let us see that $B(T \wedge T')$ satisfies the conditions of Lemma 3.1.3 and thus defines $T \wedge T'$ as a δ -permutree.

Assume that $(i, j), (j, k) \in B(T \wedge T')$. As $(i, j), (j, k) \in B(T) \cap B(T')$, the transitivity of these sets tells us that $(i, k) \in B(T) \cap B(T')$. We just need to see that (i, k) is also in the last set of Equation 3.1. Let l such that $i < l < k$. If $i < l < j$, then as $(i, j) \in B(T \wedge T')$ we have that either $(i, l) \in B(T) \cap B(T')$ or $(l, j) \in B(T) \cap B(T')$. In the former case we are done. In the latter, as $(j, k) \in B(T) \cap B(T')$, using transitivity we get that $(l, k) \in B(T) \cap B(T')$, and we are done. If instead $l = j$, we immediately finish as by assumption $(i, j), (j, k) \in B(T) \cap B(T')$. Finally, suppose that $j < l < k$. In this case since $(j, k) \in B(T \wedge T')$, either $(j, l) \in B(T) \cap B(T')$ or $(l, k) \in B(T) \cap B(T')$. In the latter case we finish. For the former, as $(i, j) \in B(T) \cap B(T')$, using transitivity we get that $(i, l) \in B(T) \cap B(T')$. Thus, we conclude that $B(T \wedge T')$ is transitive.

To see that $B(T \wedge T')$ is cotransitive notice that its complement is the transitive closure of $B(T)$ and $B(T')$. That is, $B(T \wedge T')^c = (B(T)^c \cup B(T')^c)^{tc}$. By definition of transitive closure it is immediate that $B(T \wedge T')$ is cotransitive.

Now suppose that $\delta_j \in \{\otimes, \otimes\}$, $(i, j) \notin B(T \wedge T')$, and $(j, k) \in B(T \wedge T')$. The last assumption tells us that $(j, k) \in B(T) \cap B(T')$ and for all l such that $j < l < k$, either $(j, l) \in B(T) \cap B(T')$ or $(l, k) \in B(T) \cap B(T')$. On the other hand, that $(i, j) \notin B(T \wedge T')$ means that either $(i, j) \notin B(T)$, $(i, j) \notin B(T')$, or there exists $i < l^* < j$ such that $(i, l^*), (l^*, j) \notin B(T) \cap B(T')$. If either $(i, j) \notin B(T)$ or $(i, j) \notin B(T')$, then because of Property 3 of Lemma 3.1.3 and the fact that $(j, k) \in B(T) \cap B(T')$ we have that $(i, k) \notin B(T)$ and $(i, k) \notin B(T')$ respectively. That is, $(i, k) \notin B(T \wedge T')$ and we are done in this case.

Consider then that $(i, j) \in B(T) \cap B(T')$ and there exists $i < l^* < j$ such that $(i, l^*), (l^*, j) \notin B(T) \cap B(T')$. For contradiction's sake suppose that $(i, j) \in B(T \wedge T')$. By definition of $B(T \wedge T')$ this means that either $(i, l^*) \in B(T) \cap B(T')$ or $(l^*, k) \in B(T) \cap B(T')$. The former case is a contradiction with the condition on which l^* exists, thus either $(i, l^*) \in B(T)$ or $(i, l^*) \in B(T')$ and the latter case happens. Without loss of generality suppose that $(i, l^*) \in B(T)$. As $(l^*, k) \in B(T) \cap B(T') \subset B(T)$, Property 3 of Lemma 3.1.3 tells us that $(i, k) \notin B(T)$ and thus $(i, k) \notin B(T \wedge T')$ as we wanted. The

final Property of Lemma 3.1.3 follows a similar proof, and thus we omit it. We conclude that $B(T \wedge T')$ indeed corresponds to a permutree $T \wedge T'$.

Let us now see that $T \wedge T'$ is in fact the meet of T and T' . Since $B(T \wedge T') \subset B(T)$ and $B(T \wedge T') \subset B(T')$ Lemma 3.1.6 tells us that $T \wedge T' < T$ and $T \wedge T' < T'$. Now suppose that there is a δ -permutree S such that $S < T$ and $S < T'$. We claim that $S \leq T \wedge T'$. Because of Lemma 3.1.6 we know that $B(S) \subset B(T) \cap B(T')$. Let $(i, j) \in B(S) \subset B(T) \cap B(T')$ and $i < l < j$. Notice that if both elements $(i, l), (l, j) \notin B(S)$, then $(i, j) \notin B(S)$ as it is cotransitive, and we would have a contradiction. Without loss of generality suppose $(i, l) \in B(S)$. As $B(S) \subset B(T) \cap B(T')$, we have that $(i, l) \in B(T) \cap B(T')$. Thus, for all $i < l < j$ either $(i, l) \in B(T) \cap B(T')$ or $(l, j) \in B(T) \cap B(T')$. Meaning that, $(i, j) \in B(T \wedge T')$ and we conclude that $B(S) \subseteq B(T \wedge T')$. By Lemma 3.1.6 we get that $S \leq T \wedge T'$ as we wished. \square

Corollary 3.1.11. $\mathcal{PT}(\delta)$ is a lattice for any decoration $\delta \in \{\oplus, \otimes, \ominus, \otimes\}^n$.

Proof. The δ -tree rotation poset has a meet thanks to Theorem 3.1.7. Since it is a bounded poset, Proposition 1.1.12 tell us that it is a lattice. \square

3.2 Cubic Vectors

Having inversion vectors in hand, the reader might ask if it is the case that inversion vectors also give a cubic embedding of δ -permutree lattices. This is not the case as can be seen in Figure 3.4.

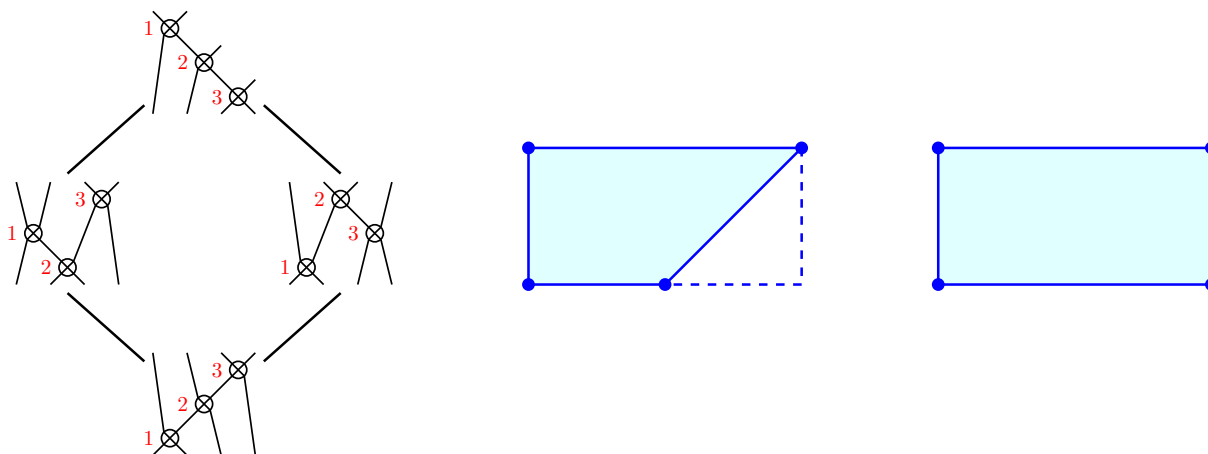


Figure 3.4 – The rotation lattice of $\otimes\otimes\otimes$ -permutrees (left) together with its geometric realizations using inversion vectors (middle) and cubic vectors (right). Taking T to be the left $\otimes\otimes\otimes$ -permutree, we have $\vec{b}(T) = (1, 0)$ and $\vec{c}(T) = (2, 0)$.

One can still manage to get such an embedding, it suffices to slightly relax the definition of our sets.

3.2. Cubic Vectors

Definition 3.2.1. Consider $T \in \mathcal{PT}_n(\delta)$ to be a δ -permutree. Its *cubic set* is

$$C(T) := \left\{ (i, j) : \begin{array}{ll} i < j \text{ and } v_j \in D_i & \text{if } \delta_i \in \{\ominus, \otimes\}, \\ v_j \in RD_i & \text{if } \delta_i \in \{\otimes, \oplus\}, \end{array} \right\}$$

and its *cubic components* are $C(T)_i = \{j \in [n] : (i, j) \in C(T)\}$. A cubic set has an associated *cubic vector* $\vec{c}(T) = (c_1, \dots, c_{n-1})$ such that $c_i = |C(T)_i|$.

Remark 3.2.2. Like in Remark 3.1.4, we have that for a covering relation of δ -permutrees $T \triangleleft T'$ the respective cubic sets satisfy $C(T') = (C(T) \cup \{(i, j)\})^{tc}$. The key difference between the transitive closures of cubic vectors against inversion vectors is that the transitive closure turns into inversions the pairs of the form (i, x) where $x \in RD_j(T)$ and nothing else. This is a consequence of the replacement of the condition $j \rightarrow i$ in inversion sets to $j \in RD_i$ (resp. $i < j$ and $j \in D_i$) in cubic sets.

Definition 3.2.3. Let $T, T' \in \mathcal{PT}_n(\delta)$. We say that there is an edge between $\vec{c}(T)$ and $\vec{c}(T')$ if and only if $T \triangleleft T'$. The convex hull of the cubic vectors together with this collection of edges is called the *cubical realization* \mathcal{C}_δ of $(\mathcal{PT}(\delta), \leq)$.

Example 3.2.4. If $\delta = \otimes \otimes \otimes \otimes$ (resp. $\delta = \ominus \ominus \ominus \ominus$), the cubic vector reduces to the bracket vector of binary trees (resp. to the Lehmer code of permutations), and we recover the cubic realization of the Tamari lattice in [Knu93] and [Com22] (resp. of the weak order of [BF71] and [RR02]). See Figure 3.5 for these cubic realizations and other examples.

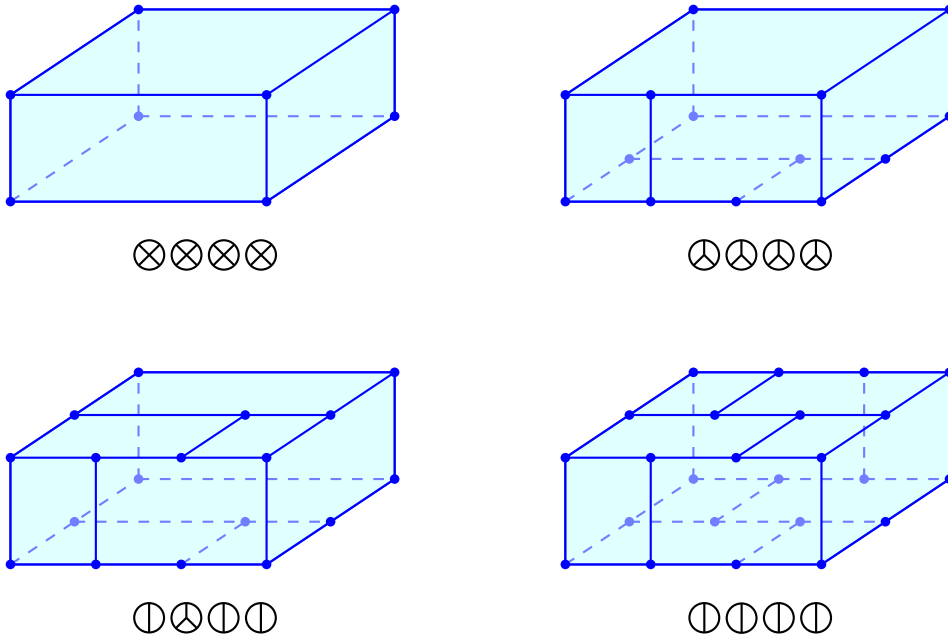


Figure 3.5 – The cubical realization \mathcal{C}_δ of several permutreehedra.

We now enunciate several properties of cubical realization which culminate in showing that \mathcal{C}_δ is an embedding of $\mathcal{PT}_n(\delta)$ into the cube $Q_n = [0, n-1] \times \dots \times [0, 1]$.

Theorem 3.2.5. If $T, T' \in \mathcal{PT}_n(\delta)$ are δ -permutrees such that $T < T'$ in the δ -permutree rotation lattice, then $\vec{c}(T) <_{lex} \vec{c}(T')$ and the edges of \mathcal{C}_δ have directions \mathbf{e}_i .

Proof. We prove it for covering relations $T \triangleleft T'$ as the δ -rotation order is the transitive closure of the relations in Figure 2.19. Following Remark 3.2.2 we have that the inclusion $C(T') = (C(T) \cup \{(i, j)\})^{tc}$ and the relations between components $C(T)_i \subset C(T')_i$ and $C(T)_j = C(T')_j$ if $j \neq i$. This tells us that $\vec{c}(T') - \vec{c}(T) = (0, \dots, 0, c(T')_i - c(T)_i, 0, \dots, 0)$. Therefore, $\vec{c}(T) \leq_{lex} \vec{c}(T')$ and the edge $[\vec{c}(T), \vec{c}(T')]$ has direction \mathbf{e}_i . \square

Theorem 3.2.6. \mathcal{C}_δ is normal equivalent to Cube_{n-1} (i.e. has the same normal fan).

Proof. Let $Q_{n-1} := [0, n-1] \times \dots \times [0, 1]$. First note that $0 \leq c(T)_i \leq n-i$ for all $i \in [n-1]$ meaning that $\mathcal{C}_\delta \subset Q_{n-1}$. To see the reverse inclusion it is enough to prove that all vectors $\vec{r} = (r_1, \dots, r_{n-1})$ where $r_i \in \{0, n-i\}$, have a preimage through the function $f : \mathcal{PT}_n(\delta) \rightarrow \mathcal{C}_\delta$ such that $f(T) = \vec{c}(T)$. We call such preimages *extremal* δ -permutrees.

Take any such \vec{r} . We now present how to construct a δ -permutree in the preimage $f^{-1}(\vec{r})$. Consider an $n \times n$ grid. At step 1 place v_1 at $(1, 1)$ (resp. $(1, n)$) if $r_1 = 0$ (resp. $r_1 = n-1$). At step i place v_i at (i, d) (resp. $(i, n-u)$) where $d := |\{j \in [n] : j < i \text{ and } r_j = 0\}|$ (resp. $u := |\{j \in [n] : j < i \text{ and } r_j = n-j\}|$). After step $n-1$ place v_n in the only coordinate of column n that shares no vertex horizontally. Thus, we get a permutation table. Decorate each vertex v_i with the decoration δ_i . Following the insertion algorithm (see Definition 2.3.4) we obtain a δ -permutree $T(\vec{r})$.

Notice that in $T(\vec{r})$, for each vertex v_i we have either $|RD_i| = 0$ (resp. $|\{j \in [n] : i < j \text{ and } v_j \in D_i\}| = 0$) or $|RD_i| = n-i$ (resp. $|\{j \in [n] : i < j \text{ and } v_j \in D_i\}| = n-i$) That is, the values corresponding to \vec{r} . Therefore, $\mathcal{C}_\delta = Q_{n-1}$ and normal equivalent to Cube_{n-1} . \square

Remark 3.2.7. Notice that since the interior of Q_{n-1} has no integer points, we have that all cubic coordinates are on the surface of \mathcal{C}_δ .

Figure 3.6 shows an example of the construction of extremal permutrees described in the proof of Theorem 3.2.6. In Figure 3.1 the extremal $\textcircled{\otimes} \textcircled{\otimes} \textcircled{\otimes}$ -permutrees are colored in black while the 2 that are extremal are colored in brown. We now show that these preimages are unique as a part of the following bigger result.

Theorem 3.2.8. The map $f : \mathcal{PT}_n(\delta) \rightarrow \mathcal{C}_\delta$ sending a δ -permutree to its cubic vector is injective.

Proof. Consider $T, T' \in \mathcal{PT}_\delta$ two different δ -permutrees. Due to them being different, there is a maximal vertex i such that $RD(T)_i \neq RD(T')_i$ (resp. $\{j \in [n] : i < j \text{ and } v_j \in D(T)_i\} \neq \{j \in [n] : i < j \text{ and } v_j \in D(T')_i\}$). If $c(T)_i = |RD(T)_i| \neq |RD(T')_i| = c(T')_i$ (or the equivalent in the D_i case) we are done. Otherwise, there exists a maximal vertex $r \in RD(T)_i \cap RD(T')_i$ such that $RD(T)_r \neq RD(T')_r$ which contradicts the existence of i . Therefore, $\vec{c}(T) \neq \vec{c}(T')$. \square

Theorem 3.2.9. \mathcal{C}_δ is an embedding of the δ -permutreehedron. In particular, maximal cells of \mathcal{C}_δ are in bijection with facets of the δ -permutreehedron.

3.2. Cubic Vectors

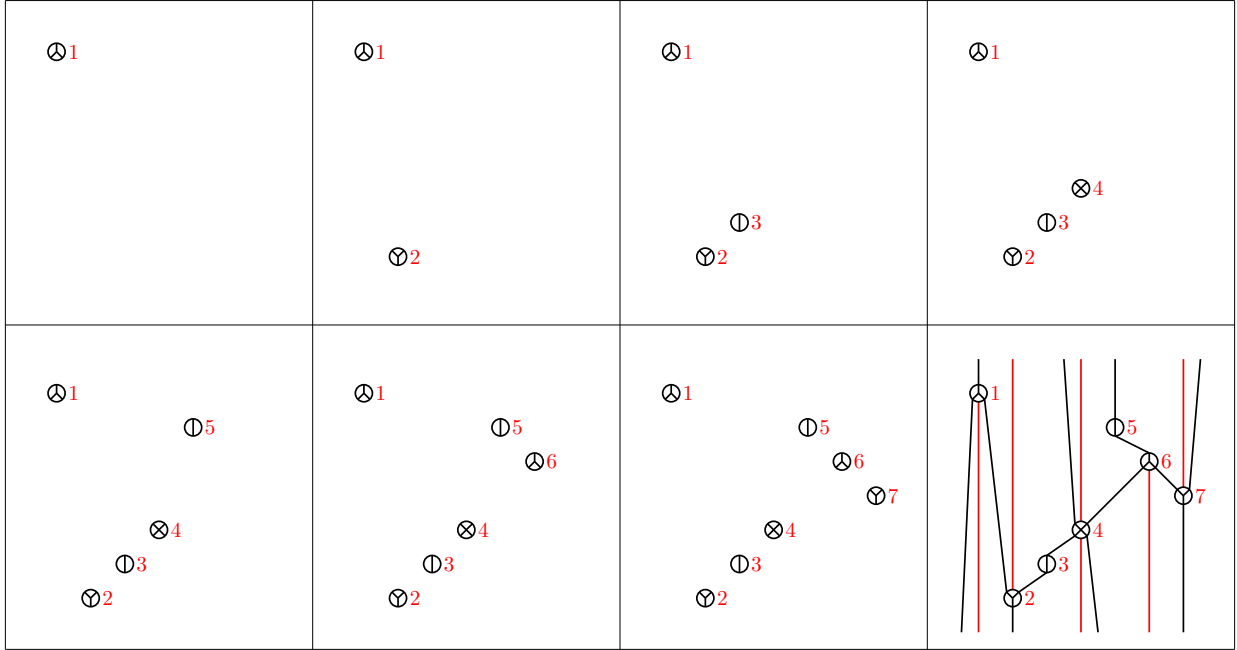


Figure 3.6 – The construction of the extremal $\otimes\oplus\otimes\oplus\otimes\oplus\otimes$ -permutree corresponding to the corner $(6, 0, 0, 0, 2, 1) \in Q_6$.

Proof. Recall from Proposition 2.3.19 that the facets of the δ -permutreehedron are in bijection with the proper subsets $I \subsetneq [n]$ such that there is a δ -permutree that admits $(I \parallel [n] \setminus I)$ as an edge cut. Let $J := [n] \setminus I$. As δ -permutrees are connected, edge cuts partition a δ -permutree T into a δ_I -permutree T_I and a δ_J -permutree T_J which as subtrees are connected only via an edge (i, j) such that $i \rightarrow j$ and $v_i \in T_i$ and $v_j \in T_j$.

Take an edge-cut $(I \parallel J)$. We proceed to construct a cell K of \mathcal{C}_δ containing all cubic vectors $\vec{c}(T)$ of δ -permutrees T that admit said edge-cut. Consider the minimal elements $\hat{0}_{\delta_I}$ and $\hat{0}_{\delta_J}$ (resp. maximal elements $\hat{1}_{\delta_I}$ and $\hat{1}_{\delta_J}$). Connecting them via the insertion algorithm gives us the $(I \parallel J)$ -admitting δ -permutree \underline{T} given by $\underline{T}_I := \hat{0}_{\delta_I}$ and $\underline{T}_J := \hat{0}_{\delta_J}$ (resp. \bar{T} given by $\bar{T}_I := \hat{1}_{\delta_I}$ and $\bar{T}_J := \hat{1}_{\delta_J}$). Notice that \underline{T} (resp. \bar{T}) is the minimal (resp. maximal) δ -permutree that admits $(I \parallel J)$ as an edge cut. This in turn shows that $\vec{c}(\underline{T})$ (resp. $\vec{c}(\bar{T})$) is the lexicographical minimal (resp. maximal) cubic vector that relate with this edge-cut. Thus, we define our cell as $K := \{\vec{c}(T) \in \mathcal{C}_\delta : \underline{T} \leq T \leq \bar{T}\}$.

Let us see that K is maximal by showing it is contained in a hyperplane. Suppose that $n \in J$. In such case, for any δ -permutree T such that $\underline{T} \leq T \leq \bar{T}$ we have that $RD(T)_{\max(I)} = \emptyset$ (resp. $\{j \in [n] : \max(I) < j \text{ and } v_j \in D(T)_{\max(I)}\} = \emptyset$) and we conclude that get that K is in the hyperplane $x_{\max(I)} = 0$. If instead $n \in I$, then we obtain that K is in the hyperplane $x_{\max(J)} = n - \max(J)$ following a similar argument. Finally, note that all other $n - 2$ entries of the cubic vectors change between \underline{T} and \bar{T} through rotations between the vertices I or J . This together with Theorem 3.2.5 gives us that K is a maximal cell of \mathcal{C}_δ .

The conjunction of Theorems 3.2.5, 3.2.6, and 3.2.8 and our bijection between facets and cells gives us that \mathcal{C}_δ is an embedding of the δ -permutreehedron. \square

Chapter 4

Permutree Sorting

In this chapter we present a way to study permutree congruences via the theory of automata. This chapter is based directly on the article [PPT23].

Recall from Subsection 2.4.2 that the symmetric group \mathfrak{S}_n together with the set $S = \{s_1, \dots, s_{n-1}\}$ of simple reflections $s_i = (i \ i + 1)$ is a Coxeter system of Type A . In this way each permutation can be represented by a set of reduced words in the generators S . We begin by rephrasing δ -permutrees in a notation that is more convenient for our purposes.

Definition 4.0.1. Let $\delta \in \{\oplus, \otimes, \ominus, \boxtimes\}^n$. We denote $U := \{j \in [2, n - 1] : \delta_j \in \{\otimes, \boxtimes\}\}$ and $D := \{j \in [2, n - 1] : \delta_j \in \{\oplus, \ominus\}\}$. In this context and following Proposition 2.3.15, we call (U, D) -permutree *minimal* the minimal permutations of \equiv_δ .

As a rephrasing, this chapter is dedicated to study how to discern the reduced words of (U, D) -permutree minimal permutations.

Remark 4.0.2. Following Definition 2.4.54, the sets U and D can also be defined as $j \in U$ (resp. $j \in D$) if $j \rightarrow j - 1$ (resp. $j - 1 \rightarrow j$).

4.1 Single Automata

We begin by studying the case where $U = \emptyset$ and $D = \{j\}$ (resp. $U = \{j\}$ and $D = \emptyset$) for some $j \in [2, n - 1]$.

Definition 4.1.1. Consider $U = \{j\}$ (resp. $D = \{j\}$) for some $j \in [2, n - 1]$ and the set of generators S as an alphabet. We define the automaton $\mathbb{U}(j)$ (resp. $\mathbb{D}(j)$) recursively following Figure 4.1 with automata $\mathbb{U}(n)$ (resp. $\mathbb{D}(0)$) defined for consistency. As our automata are complete with each node having the $n - 1$ transitions labeled by adjacent transpositions s_1, \dots, s_{n-1} , all missing transitions in our figures are meant to be loops. Figure 4.2 shows the complete automata $\mathbb{U}(j)$ and $\mathbb{D}(j)$.

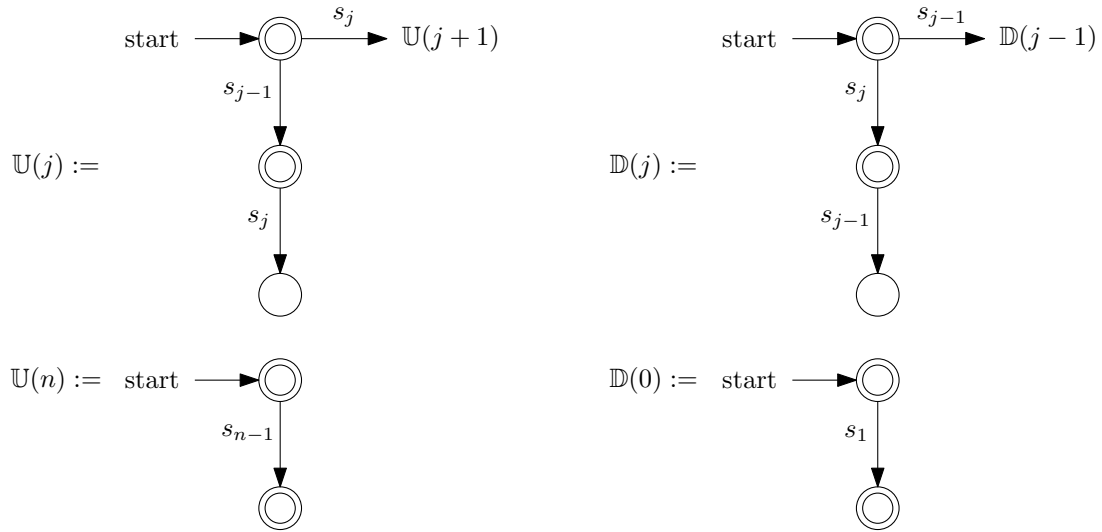


Figure 4.1 – The automata $\mathbb{U}(j)$ (left) and $\mathbb{D}(j)$ (right) defined recursively.

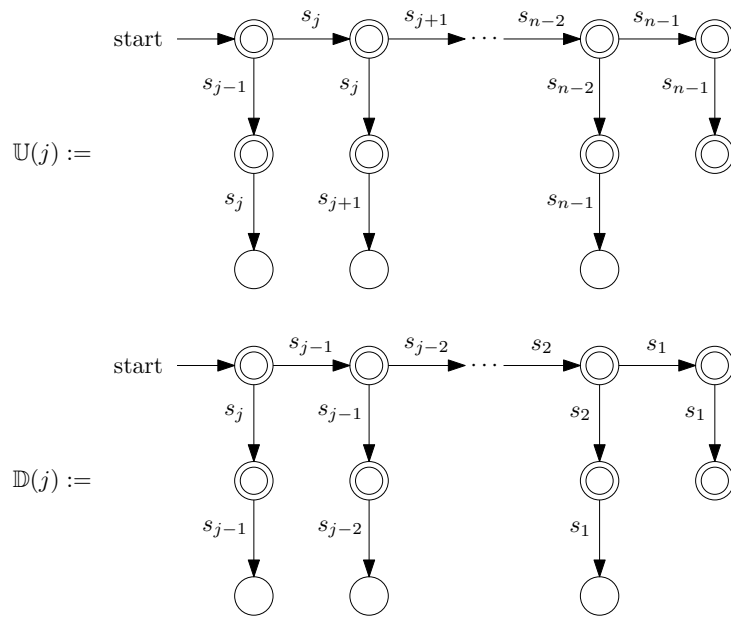


Figure 4.2 – The complete automata $\mathbb{U}(j)$ and $\mathbb{D}(j)$.

Remark 4.1.2. As our automata are complete, it is immediate from their definition that the languages $\mathcal{L}(\mathbb{U})$ and $\mathcal{L}(\mathbb{D})$ are infinite. Thus, we narrow our scope and instead of asking what is the language recognized by them, we ask which reduced words are accepted (read from left to right) by them and in which states they are accepted. This leads us to the following definition.

Definition 4.1.3. We say that a state of $\mathbb{U}(j)$ (resp. $\mathbb{D}(j)$) is *healthy*, *ill*, or *dead*, if it is respectively in the top, middle, bottom row of the automaton. The sequence of healthy states of $\mathbb{U}(j)$ (resp. $\mathbb{D}(j)$) is called the *spine* the automaton.

Remark 4.1.4. One didactic way of seeing our automata is the following. Given an orientation $j \rightarrow j-1$ (resp. $j-1 \rightarrow j$), the spine of $\mathbb{U}(j)$ (resp. $\mathbb{D}(j)$) can be built taking a walk on the Coxeter graph starting from the start of the orientation (i.e. j (resp. $j-1$)) to the end opposite to the orientation. Afterwards the other states can be built recursively following the pattern given in the Figure 4.1.

With this definition our final/accepting states are partitioned into healthy or ill states while rejecting/non-final states are dead states. To explain why these states receive these names right now is a spoiler. First, we need to redefine slightly what it means to avoid a pattern in this chapter.

Definition 4.1.5. Fix a $j \in [2, n-1]$. We say that a permutation $\pi \in \mathfrak{S}_n$ *avoids* the pattern jki (resp. kij) if for all $1 \leq i < j$ and $j < k \leq n$, the word jki (resp. kij) is not a subword of π .

Remark 4.1.6. We bring special attention to the reader to notice that since j is fixed in Definition 4.1.5, this pattern avoidance is different from the usual as in Definition 2.1.7.

Example 4.1.7. The permutation 42135 avoids $2ki$, $3ki$, and $4ki$ (and thus the pattern 231), but contains $ki3$ (and thus the pattern 312) since it contains the subsequence 423.

4.1.1 Properties of $\mathbb{U}(j)$ and $\mathbb{D}(j)$

Since our automata read reduced words from left to right, it is convenient to us to study how the event of $\mathbb{U}(j)$ (resp. $\mathbb{D}(j)$) accepting or rejecting a reduced word changes when we multiply on the left said word by the transposition s_j , s_{j-1} , or s_i with $i \notin \{i, j-1\}$. The following Lemmas and Examples do this while studying in parallel how our fixed pattern avoidance changes under the same circumstances. The following proofs are written for the case of $\mathbb{U}(j)$ and the pattern jki to ease reading. The proofs for the cases of $\mathbb{D}(j)$ and the pattern kij are similar.

Lemma 4.1.8. Let $\sigma \in \mathfrak{S}_n$ such that $\sigma([j-1]) = [j-1]$, $\sigma(j) = j$, and $\sigma([n] \setminus [j]) = [n] \setminus [j]$ and $\tau \in \mathfrak{S}_n$ such that $\ell(\sigma \cdot \tau) = \ell(\sigma) + \ell(\tau)$, then:

1. τ possesses a reduced word accepted by $\mathbb{U}(j)$ (resp. $\mathbb{D}(j)$) if and only if $\sigma \cdot \tau$ posses a reduced word accepted by $\mathbb{U}(j)$ (resp. $\mathbb{D}(j)$),
2. τ avoids jki (resp. kij) if and only if $\sigma \cdot \tau$ avoids jki (resp. kij).

Proof. We prove both events separately as follows.

1. The constraints on σ imply that the transpositions s_j and s_{j-1} do not appear in any of its reduced words (see Remark 2.4.9). Therefore, any reduced word of σ ends in the initial state of $\mathbb{U}(j)$, and it is trivially accepted. Thus, the accepting or rejecting of $\sigma \cdot \tau$ depends uniquely on τ . The result immediately follows.
2. The constraints on σ show that the assumption $1 \leq i < j < k \leq n$ implies that $1 \leq \sigma(i) < \sigma(j) = j < \sigma(k) \leq n$. Thus, τ contains the pattern jki if and only if $\sigma \cdot \tau$ contains the pattern $j\sigma(k)\sigma(i)$. □

Example 4.1.9. Consider $j := 4$ and the permutations $\sigma := 312465 = s_2 \cdot s_1 \cdot s_5$, $\tau_1 := 143256 = s_3 \cdot s_2 \cdot s_3$, and $\tau_2 := 124536 = s_3 \cdot s_4$. Multiplying we obtain $\sigma \cdot \tau_1 = 342165$ and $\sigma \cdot \tau_2 = 314625$. Following the order of Lemma 4.1.8 we have that:

1. $\mathbb{U}(4)$ accepts all reduced words of both τ_1 and $\sigma \cdot \tau_1$ on its first ill state, and rejects all reduced words of both τ_2 and $\sigma \cdot \tau_2$ on its first dead state,
2. both τ_1 and $\sigma \cdot \tau_1$ avoid $4ki$, while both τ_2 and $\sigma \cdot \tau_2$ contain $4ki$.

Lemma 4.1.10. Let $\tau \in \mathfrak{S}_n$ be a permutation with a reduced word starting with s_{j-1} (resp. s_j) that is accepted by $\mathbb{U}(j)$ (resp. $\mathbb{D}(j)$), then

1. τ does not permute j and $j + 1$ (resp. $j - 1$ and j),
2. τ avoids jki (resp. kij).

Proof. Consider a reduced word w starting with s_{j-1} and accepted by $\mathbb{U}(j)$. Since w starts with s_{j-1} and is accepted by $\mathbb{U}(j)$, it is accepted in the first ill state of $\mathbb{U}(j)$. Such state contains only loops and the transitions s_j to a dead state. Since w does not arrive to said dead state, we know that w does not contain the transposition s_j . Following Remark 2.4.9 we know that no word of w contains s_j . We conclude our claims as follows:

1. Since $s_j = (j \ j + 1)$, not having s_j in w implies that τ does not permute j and $j + 1$.
2. As τ does not contain s_j in any reduced word, $\tau([j]) = [j]$ and $\tau([n + 1] \setminus [j]) = [n + 1] \setminus [j]$. Thus, τ avoids the subword ki with $i < j < k$ and by consequence avoids as well jki . \square

Example 4.1.11. Consider $j := 4$ and $\tau := 413265$, with reduced word $s_3 \cdot s_5 \cdot s_2 \cdot s_1 \cdot s_3$ accepted by $\mathbb{U}(4)$. We get that

1. τ does not permute 4 and 5,
2. τ avoids $4ki$.

Lemma 4.1.12. Let $\tau \in \mathfrak{S}_n$ be a permutation that does not permute j and $j + 1$ (resp. $j - 1$ and j), then

1. $s_j \cdot \tau$ (resp. $s_{j-1} \cdot \tau$) possesses a reduced word accepted by $\mathbb{U}(j)$ (resp. $\mathbb{D}(j)$) if and only if τ possesses a reduced word accepted by $\mathbb{U}(j + 1)$ (resp. $\mathbb{D}(j - 1)$),
2. $s_j \cdot \tau$ (resp. $s_{j-1} \cdot \tau$) avoids jki (resp. kij) if and only if τ avoids $(j + 1)ki$ (resp. $ki(j - 1)$).

Proof. We deal with the two statements separately again:

1. Consider w a reduced word for τ accepted by $\mathbb{U}(j + 1)$. Since τ does not permute j and $j + 1$, we know that s_j does not appear in w , and $s_j \cdot w$ is a reduced word for $s_j \cdot \tau$. By construction $s_j \cdot w$ is accepted by $\mathbb{U}(j)$.

Now suppose that $s_j \cdot \tau$ possesses a reduced word w accepted by $\mathbb{U}(j)$. Notice that w cannot start by s_{j-1} due to Lemma 4.1.10 but contains s_j since $s_j \cdot \tau$ permutes j and $j + 1$. Using Lemma 4.1.8 we can also assume that w begins with s_j as any other possibilities yield only loops. Thus, after reading s_j , the corresponding accepted suffix is a reduced word for τ that is accepted by $\mathbb{U}(j + 1)$.

4.1. Single Automata

2. Notice that since $(j \ j + 1)$ is an inversion of $s_j \cdot \tau$ but not of τ , the value $j + 1$ cannot be used as k to form the pattern jki in $s_j \cdot \tau$ and the value j cannot be used as i to form the pattern $(j + 1)ki$ in τ . Since multiplying on the left by s_j only exchanges the values j and $j + 1$ the result follows. \square

Example 4.1.13. Consider $j := 4$ and the permutations $\tau_1 := 142536$ and $\tau_2 := 142563$ that do not permute 4 and 5. Multiplying we obtain $s_4 \cdot \tau_1 = 152436$ and $s_4 \cdot \tau_2 = 152463$. In this scenario we have that

1. the reduced word $s_4 \cdot s_3 \cdot s_4 \cdot s_2$ of $s_4 \cdot \tau_1$ is accepted by $\mathbb{U}(4)$ and the reduced word $s_3 \cdot s_4 \cdot s_2$ of τ_1 is accepted by $\mathbb{U}(5)$, while all reduced words of $s_4 \cdot \tau_2$ are rejected by $\mathbb{U}(4)$ and all reduced words of τ_2 are rejected by $\mathbb{U}(5)$,
2. $s_4 \cdot \tau_1$ avoids $4ki$ and τ_1 avoids $5ki$, while $s_4 \cdot \tau_2$ contains 463 and τ_2 contains 563 .

We now have in our hands the tools required to prove the hinted relationship between our automata and pattern avoidance.

Theorem 4.1.14. Fix $j \in [2, n - 1]$ and $\pi \in \mathfrak{S}_n$. The following statements are equivalent:

- π possesses a reduced word accepted by the automaton $\mathbb{U}(j)$ (resp. $\mathbb{D}(j)$),
- π avoids the pattern jki (resp. kij) with $i < j < k$.

Proof. We proceed by an induction on the length of the permutations. The base case is trivial due to the construction of our automata and the only permutation of length 0 being the identity $12 \cdots n$.

Let $\pi \in \mathfrak{S}_n$ such that it has a reduced word w accepted by $\mathbb{U}(j)$. Supposing that w begins with s_i , let $\tau \in \mathfrak{S}_n$ such that $\pi = s_i \cdot \tau$.

- If $i \notin \{j - 1, j\}$, τ possesses a reduced word accepted by $\mathbb{U}(j)$ by Lemma 4.1.8 (1), so that τ avoids jki by induction. Thus, $\pi = s_i \cdot \tau$ avoids jki by Lemma 4.1.8 (2).
- If $i = j - 1$, then π avoids jki by Lemma 4.1.10 (2).
- If $i = j$, then τ possesses a reduced word accepted by $\mathbb{U}(j + 1)$ by Lemma 4.1.12 (1). We obtain by induction that τ avoids $(j + 1)ki$. Thus, $\pi = s_j \cdot \tau$ avoids jki by Lemma 4.1.12 (2).

No matter the case, we see that π avoids jki .

Now for the reverse direction let $\pi \in \mathfrak{S}_n$ be a permutation avoiding the pattern jki . We get the following two cases.

- There exists m minimal such that $j < m$ and $\pi^{-1}(j) > \pi^{-1}(m)$. In such a case, $\pi^{-1}(l) > \pi^{-1}(m)$ for all $l \in [j, m - 1]$. Following Lemma 2.4.24, π possesses a reduced word starting with $s_{m-1}s_{m-2} \cdots s_{j+1}s_j$. Let $\sigma = s_{m-1}s_{m-2} \cdots s_{j+1}$ giving us the factorization $\pi = \sigma \cdot s_j \cdot \tau$ for some $\tau \in \mathfrak{S}_n$. Using Lemma 4.1.8 (2) and then Lemma 4.1.12 (2) we obtain that τ avoids $(j + 1)ki$. By induction, we obtain that it possesses a reduced word accepted by $\mathbb{U}(j + 1)$. By Lemmas 4.1.8 (1) and 4.1.12 (1), we conclude that π possesses a reduced word accepted by $\mathbb{U}(j)$.

- For all $m \in [j + 1, n]$ we have that $\pi(j) < \pi(m)$. Let w be a reduced word of π which by the previous sentence Lemma 2.4.24 cannot begin by s_m for $m \in [j + 1, n]$. If it is accepted by $\mathbb{U}(j)$, we are done. Otherwise, w is rejected and up to commutations with transpositions s_c with $c \in [1, j - 2]$ we have that w starts with s_{j-1} and then followed by s_j . Call i and k the two elements that are exchanged when the reduced word first uses s_j . We have that $i < j < k$ and π contains the pattern jki (because j and k are not exchanged in π , and i and k are already exchanged, so they remain exchanged in π). This is a contradiction with our assumption that π avoids jki .

Thus, in any case we get that π possesses a reduced word accepted by $\mathbb{U}(j)$. □

4.1.2 The Structure of Accepted Reduced Words of $\mathbb{U}(j)$ and $\mathbb{D}(j)$

Via Proposition 2.3.15, Theorem 4.1.14 allows us to distinguish when a permutation is minimal in its permutree class for a congruence given through a single orientation of the Coxeter graph. Still, as the number of reduced word of permutations grows very quickly (for the longest word w_0 there are $\frac{\binom{n}{2}!}{\prod_{k=1}^{n-1} (2k-1)^{n-k}}$ reduced expressions [OEI23, A005118]), trying all reduced words on our automata in hopes of finding one that is accepted is not practical. Therefore, we now move to present certain properties of the set of accepted reduced words of our automata with the aim of describing how to efficiently propose a single candidate reduced word in the context of Theorem 4.1.14.

Remark 4.1.15. Given the structure of our automata, a permutation may possess reduced words w, w' such that w is accepted by $\mathbb{U}(j)$ while w' is rejected by $\mathbb{U}(j)$. For example consider $\pi = 321$ with reduced words $w = s_2 \cdot s_1 \cdot s_2$ and $w' = s_1 \cdot s_2 \cdot s_1$. Then w is accepted by $\mathbb{U}(2)$ while w' is rejected by $\mathbb{U}(2)$.

However, we do have the following nice properties on the set of reduced words.

Theorem 4.1.16. The set of reduced words accepted by $\mathbb{U}(j)$ (resp. $\mathbb{D}(j)$) is closed by taking prefixes.

Proof. This follows from the fact that any path to an accepting state in $\mathbb{U}(j)$ begins in the initial state and contains only accepting states. Thus, any prefix of a reduced word accepted by $\mathbb{U}(j)$ is also accepted by $\mathbb{U}(j)$. Since all prefixes of a reduced word are also reduced words, we obtain the result. □

Theorem 4.1.17. Let $\ell \in [n - 1]$ be distinct from $j - 1$ (resp. j). A permutation $\pi \in \mathfrak{S}_n$ that avoids jki (resp. kij) and reverses ℓ and $\ell + 1$ possesses a reduced word starting with s_ℓ and accepted by $\mathbb{U}(j)$ (resp. $\mathbb{D}(j)$).

Proof. Since π reverses ℓ and $\ell + 1$, it possesses a reduced word of the form $\pi = s_\ell \cdot \tau$ (see Lemma 2.4.24). To finish proving the proposition we have the following cases:

- if $\ell = j$, then τ does not reverse j and $j + 1$ and thus avoids $(j + 1)ki$ by Lemma 4.1.12 (2). Hence, τ has a reduced word accepted by $\mathbb{U}(j + 1)$ by Theorem 4.1.14, and we conclude by Lemma 4.1.12 (1).

- if $\ell \notin \{j-1, j\}$. In this case τ avoids jki by Lemma 4.1.8 (2) and thus, τ has a reduced word accepted by $\mathbb{U}(j)$ by Theorem 4.1.14. We conclude by Lemma 4.1.8 (1). \square

Theorem 4.1.18. Given a permutation $\pi \in \mathfrak{S}_n$, all the reduced words for π accepted by $\mathbb{U}(j)$ (resp. $\mathbb{D}(j)$) are accepted at the same state.

It is possible to give a direct proof of this theorem by verifying that commutations and braid moves between accepted reduced words do not change the state on which the reduced words are accepted. One can also classify which expressions of reduced words are accepted at each state. We prefer going for the following stronger result which characterizes where the reduced words of a permutation land depending on its inversions. For simplicity, we state it in terms of $\mathbb{U}(j)$, although a similar statement holds for the automaton $\mathbb{D}(j)$.

Theorem 4.1.19. Given a permutation $\pi \in \mathfrak{S}_n$, partition the inversions of π as into the following two sets:

$$\begin{aligned} \text{inv}^j(\pi) &= \{(i, j) : i < j \text{ and } \pi^{-1}(i) > \pi^{-1}(j)\} \\ \text{inv}_j(\pi) &= \{(j, k) : j < k \text{ and } \pi^{-1}(j) > \pi^{-1}(k)\} \end{aligned}$$

Then we have the following properties:

1. if $|\text{inv}^j(\pi)| = 0$, then all reduced words for π end at the same healthy state of $\mathbb{U}(j)$,
2. if $|\text{inv}_j(\pi)| = 0$, then all reduced words for π end at the same state of $\mathbb{U}(j)$. The state is healthy if π avoids ji , ill if π contains ji but avoids jki , or dead if π contains jki ,
3. if $|\text{inv}^j(\pi)| \neq 0 \neq |\text{inv}_j(\pi)|$, all accepted reduced words for π end at the same ill state of $\mathbb{U}(j)$ while the rejected reduced words may end at distinct dead states of $\mathbb{U}(j)$.

Proof. We proceed by induction on the length of a permutation. Notice that the base case is trivial as the identity has no reduced words and corresponds to our initial state which is always accepting. Consider an arbitrary reduced word w for π . Letting it begin by s_ℓ let $w = s_\ell \cdot w'$ and $\pi = s_\ell \cdot \tau$ where w' is a reduced word of $\tau \in \mathfrak{S}_n$. Depending on the value of ℓ we have the following cases:

- if $\ell \notin \{j-1, j\}$, then s_ℓ is a loop in $\mathbb{U}(j)$ giving us the equalities $|\text{inv}^j(\pi)| = |\text{inv}^j(\tau)|$ and $|\text{inv}_j(\pi)| = |\text{inv}_j(\tau)|$,
- if $\ell = j$, then s_j goes to the initial state of $\mathbb{U}(j+1)$, and we have that $|\text{inv}^j(\pi)| = |\text{inv}^{j+1}(\tau)|$ and $|\text{inv}_j(\pi)| = |\text{inv}_{j+1}(\tau)| + 1$,
- if $\ell = j-1$, then s_{j-1} goes to the first ill state of $\mathbb{U}(j)$ and $|\text{inv}^j(\pi)| = |\text{inv}^{j+1}(\tau)| + 1$ and $|\text{inv}_j(\pi)| = |\text{inv}_{j+1}(\tau)|$.

By induction, we obtain that the reduced word w' for τ ends as predicted in the statement. The previous observations ensure that the reduced word w for π also does. \square

Example 4.1.20. We provide examples for each of the three cases of Theorem 4.1.19.

1. For $\pi := 4312$, we have that $|\text{inv}^2(\pi)| = 0$ and all of its 5 reduced words end at the third healthy state of $\mathbb{U}(2)$.

2. For $\pi := 32145$ (resp. $\pi := 43215$, resp. $\pi := 43251$), we have $|\text{inv}_4(\pi)| = 0$ and all its 2 (resp. 16, resp. 35) reduced words end at the first healthy (resp. ill, resp. dead) state of $\mathbb{U}(4)$.
3. For $\pi := 4321$, we have $|\text{inv}^2(\pi)| = |\{(1, 2)\}| = 1$ and $|\text{inv}_2(\pi)| = |\{(2, 3), (2, 4)\}| = 2$. Among the 16 reduced words of π , the automaton $\mathbb{U}(2)$ accepts 7 at its third ill state, rejects 7 at its first dead state, and rejects the other 2 at its second dead state.

Notice that Theorem 4.1.17 allows us to algorithmically construct a candidate reduced word to verify if a permutation π is $(\{j\}, \emptyset)$ -permutree minimal. This would be done by accumulating transpositions s_ℓ depending on if the values ℓ and $\ell + 1$ are permuted and verifying that the resulting reduced word is accepted by $\mathbb{U}(j)$.

Here we go for a sorting approach as in [Knu73], meaning that we construct a reduced word accepted by $\mathbb{U}(j)$ which is a reduced word of π if and only if π avoids the pattern jki . We call the following algorithm the $(\{j\}, \emptyset)$ -permutree sorting.

Algorithm 1 : $(\{j\}, \emptyset)$ -permutree sorting

Input : a permutation $\pi \in \mathfrak{S}_n$ and an integer $j \in [n]$
Output : a reduced word accepted by $\mathbb{U}(j)$, candidate reduced word for π

```

1  $w := \varepsilon$ 
2 repeat
3   if  $\exists \ell \neq j - 1$  such that  $\ell$  and  $\ell + 1$  are reversed in  $\pi$  then
4      $\pi := s_\ell \cdot \pi, \quad w := w \cdot s_\ell$ 
5     if  $\ell = j$  then  $j := j + 1$ 
6 if  $j - 1$  and  $j$  are reversed in  $\pi$  then
7    $\pi := s_{j-1} \cdot \pi, \quad w := w \cdot s_{j-1}$ 
8    $w := w \cdot w' \cdot w''$  where  $w'$  sorts  $\pi_{[j]}$  and  $w''$  sorts  $\pi_{[n] \setminus [j]}$ 
9 return  $w$ 

```

Example 4.1.21. Table 4.1 shows the $(\{2\}, \emptyset)$ -permutree sorting algorithm in action for the permutations $\pi_1 := 3421$ and $\pi_2 := 4231$. Each row contains the permutation π_i , the reduced word w_i , and the values of j_i and ℓ_i in use at each step of the algorithm.

Notice that for π_1 the algorithm ends with the identity and is thus $(\{2\}, \emptyset)$ -sortable, which coincides with the fact that it avoids $2ki$. In contrast, for π_2 the algorithm ends with the permutation 1243, meaning that π_2 is not $(\{2\}, \emptyset)$ -sortable, which coincides with the fact that π_2 contains $2ki$.

Corollary 4.1.22. For any permutation π and $j \in [2, n - 1]$, Algorithm 1 returns a reduced word w accepted by $\mathbb{U}(j)$ with the property that w is a reduced word for π if and only if π avoids jki .

Proof. First notice that Algorithm 1 creates a reduced word following $\mathbb{U}(j)$. It begins prioritizing healthy states in lines 2 to 5 by considering transpositions that are loops following Lemma 4.1.8 and then changing j to $j + 1$ following Lemma 4.1.12. This repeats for as many transitions as possible until we have to consider s_{j-1} and go to an ill state in line 6. At this point we cannot use s_j as this would lead to an ill state. After this point, we can use as many transitions in $\{s_1, \dots, s_{j-1}\}$ (resp. $\{s_{j+1}, \dots, s_{n-1}\}$) to sort $[j]$ (resp. $[n] \setminus [j]$).

4.1. Single Automata

π_1	w_1	j_1	ℓ_1		π_2	w_2	j_2	ℓ_2
3421	ε	2	2		4231	ε	2	3
2431	s_2	3	1		3241	s_3	2	2
1432	$s_2 \cdot s_1$	3	3		2341	$s_3 \cdot s_2$	3	1
1342	$s_2 \cdot s_1 \cdot s_3$	4	2		1342	$s_3 \cdot s_2 \cdot s_1$	3	2
1243	$s_2 \cdot s_1 \cdot s_3 \cdot s_2$	4	3		1243	$s_3 \cdot s_2 \cdot s_1 \cdot s_2$	3	
1234	$s_2 \cdot s_1 \cdot s_3 \cdot s_2 \cdot s_3$	4						

Table 4.1 – The $(\{2\}, \emptyset)$ -permutree sorting of 3421 (left) and 4231 (right).

The resulting reduced word is accepted by $\mathbb{U}(j)$ as we never use s_j after an ill state. If it happens that w is a reduced word of π , then by Theorem 4.1.14 π avoids jk_i . Conversely, if π avoids jk_i , by Theorem 4.1.17 we have that w started being constructed with the respective transpositions s_l and lines 2 to 5 of the algorithm, and then forced to end in lines 6 to 9 in an expression unique up to commutations. Thus, it is a reduced word of π . \square

Remark 4.1.23. Notice it is line 8 of Algorithm 1 which makes it a sorting algorithm as in [Knu73]. Indeed, w becomes a reduced word for π at the end of the algorithm if and only if π becomes the identity permutation. We say that π is then $(\{j\}, \emptyset)$ -permutree sortable. If one does not want to go so far one can just verify at line 8 if $\pi([j]) = [j]$ and $\pi([n] \setminus [j]) = [n] \setminus [j]$.

4.1.3 Generating Trees

Similar to how Theorem 4.1.17 has an algorithmic consequence, Theorem 4.1.16 and Theorem 4.1.18 have a combinatorial consequence. Namely, they define generating trees for $(\{j\}, \emptyset)$ -permutree minimal permutations as subgraphs of the Hasse diagram of the weak order on \mathfrak{S}_n . To construct them without ambiguity let \prec be a total order on $\{s_1, \dots, s_{n-1}\}$ which we call a *priority order* on adjacent transpositions. Given a $(\{j\}, \emptyset)$ -permutree minimal permutation $\pi \in \mathfrak{S}_n$, let $\pi(\{j\}, \emptyset, \prec)$ be the \prec -lexicographic minimal reduced word for π that is accepted by $\mathbb{U}(j)$ and

$$\mathcal{R}(n, \{j\}, \emptyset, \prec) := \{\pi(\{j\}, \emptyset, \prec) : \pi \in \mathfrak{S}_n \text{ is } (\{j\}, \emptyset)\text{-permutree minimal}\}.$$

Theorem 4.1.24. The set $\mathcal{R}(n, \{j\}, \emptyset, \prec)$ is closed by taking prefixes.

Proof. Consider a reduced word $w = u \cdot v$ where $u \notin \mathcal{R}(n, \{j\}, \emptyset, \prec)$. If u is rejected by $\mathbb{U}(j)$, then w is rejected as well due to Theorem 4.1.16. Otherwise, there exists a reduced word u' representing the same permutation as u , accepted by $\mathbb{U}(j)$ such that it is \prec -lexicographic smaller than u . Due to Theorem 4.1.18, u and u' end at the same state of $\mathbb{U}(j)$ and thus if $w = u \cdot v$ is accepted by $\mathbb{U}(j)$, so is $u' \cdot v$. Since $u' \cdot v$ is \prec -lexicographically smaller than $u \cdot v$ and represents the same permutation, we have that w is not in $\mathcal{R}(n, \{j\}, \emptyset, \prec)$. \square

Theorem 4.1.24 gives us a generating tree where the root is the empty reduced word and the parent of a reduced word is obtained by deleting the last letter. Taking this tree as the sequence of

associated transpositions in the weak order, we obtain a generating tree on $(\{j\}, \emptyset)$ -permutree minimal permutations as a sublattice of the weak order on \mathfrak{S}_n . Figure 4.3 shows all possible trees for \mathfrak{S}_4 and priority order $s_1 \prec s_2 \prec s_3$.

4.2 Multiple Automata

We now move on to the case where U and D are arbitrary subsets of $[2, n-1]$. In this context Theorem 4.1.14 tells us that the following are equivalent statements for a permutation $\pi \in \mathfrak{S}_n$:

1. π is a (U, D) -permutree minimal permutation,
2. letting $i < j < k$, π avoids the pattern jki (resp. kij) if $j \in U$ (resp. $j \in D$),
3. for each $j \in U$ (resp. $j \in D$) π possesses a reduced word accepted by $\mathbb{U}(j)$ (resp. $\mathbb{D}(j)$).

Statements (1) and (2) happen simultaneously while statement (3) gives a reduced word for each element of U and D . Unfortunately the reduced word that is accepted by an automaton might be rejected by another. Such is the case of the following example.

Example 4.2.1. Let us revisit Remark 4.1.15 in more generality. Let $j \in [2, n-1]$ and $U = D = \{j\}$. Consider the permutation $\pi \in \mathfrak{S}_n$ with $s_j \cdot s_{j-1} \cdot s_j$ and $s_{j-1} \cdot s_j \cdot s_{j-1}$ as its only reduced words. Notice that $s_j \cdot s_{j-1} \cdot s_j$ is accepted by $\mathbb{U}(j)$ and rejected by $\mathbb{D}(j)$ while $s_{j-1} \cdot s_j \cdot s_{j-1}$ is accepted by $\mathbb{D}(j)$ and rejected by $\mathbb{U}(j)$. Thus, π has no reduced word accepted by both automata.

This gives us the following remark.

Remark 4.2.2. If U and D are not disjoint, there exists permutations who do not possess a reduced word accepted by all the respective automata $\mathbb{U}(j)$ and $\mathbb{D}(j)$.

Hope is not lost though, as this is not the case when U and D are not disjoint as the following theorem shows.

Theorem 4.2.3. Let U and D be disjoint subsets of $[2, n-1]$ and $\pi \in \mathfrak{S}_n$. The following statements are equivalent:

- π possesses a reduced word accepted by $\mathbb{U}(j)$ for $j \in U$ and $\mathbb{D}(j)$ for $j \in D$.
- π avoids the patterns jki for $j \in U$ and kij for $j \in D$ with $i < j < k$.

Proof. If π possess a reduced word accepted at the same time by all $\mathbb{U}(j)$ for $j \in U$ and $\mathbb{D}(j)$ for $j \in D$, Theorem 4.1.14 gives us our desired pattern avoidance. For the opposite direction consider $\pi \in \mathfrak{S}_n$ such that π avoids the patterns jki for $j \in U$ and kij and $j \in D$ with $i < j < k$. Let $U' = \{j \in U : \text{inv}_j(\pi) \neq \emptyset\}$ and $D' = \{j \in D : \text{inv}^j(\pi) \neq \emptyset\}$. Using Theorem 4.1.19 we have that any reduced word of π is accepted by $\mathbb{U}(j)$ for $j \in U \setminus U'$ and $\mathbb{D}(j)$ for $j \in D \setminus D'$. Since these cases are trivial we can assume without loss of generality that $U = U'$, $D = D'$ and one of the two is not empty. Say $U = U' \neq \emptyset$.

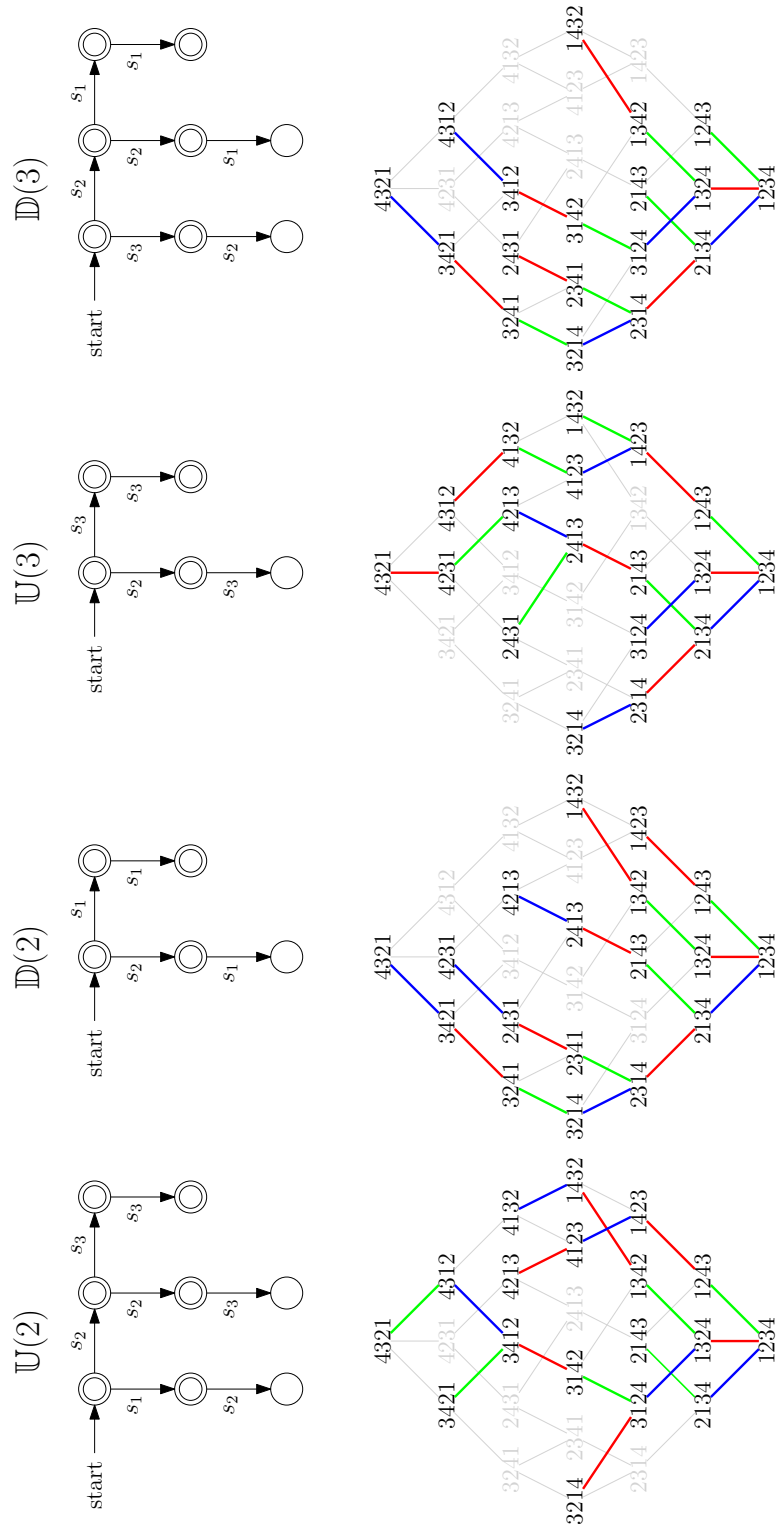


Figure 4.3 – Generating trees for the $(\{j\}, \emptyset)$ and $(\emptyset, \{j\})$ -permutree minimal permutations of \mathfrak{S}_4 , with priority order $s_1 \succ s_2 \succ s_3$.

The following is an adaptation of the proof of Theorem 4.1.14 by induction. Let $j_\circ := \max(U)$ and m minimal such that $j_\circ < m$ and $\pi^{-1}(j_\circ) > \pi^{-1}(m)$. By said minimality we have that $\pi^{-1}(l) > \pi^{-1}(m)$ for all $l \in [j, m - 1]$. Therefore, π contains the corresponding subwords $m j_\circ l$ and $l \notin D$ for $l \in [j + 1, m - 1]$. Notice as well that $l \notin U$ by maximality of j_\circ . Now, due to Lemma 2.4.24 the minimality of m tells us that π can be written as $\pi = s_{m-1} s_{m-2} \cdots s_{j_\circ} \cdot \tau$.

Lemma 4.1.8(2) and Lemma 4.1.12(2) give us that

- τ avoids jki for all $j \in U \setminus \{j_\circ\}$ and kij for all $j \in D \setminus \{m\}$,
- τ avoids $(j_\circ + 1)ki$,
- τ avoids kij_\circ if $m \in D$.

By our induction step, we have that τ possesses a reduced word w that is accepted by all $\mathbb{U}(j)$ (resp. $\mathbb{D}(j)$) for $j \in U \setminus \{j_\circ\}$ and $j = j_\circ + 1$ (resp. $j \in D \setminus \{m\}$ and $j = j_\circ$ if $m \in D$). Lemma 4.1.8(1) and Lemma 4.1.12(1) give us that $s_{m-1} \cdots s_{j_\circ} \cdot w$ is a reduced word for π accepted by all $\mathbb{U}(j)$ for $j \in U$ and $\mathbb{D}(j)$ for $j \in D$ as we wished. \square

4.2.1 Multiplying Automata

The current statement of Theorem 4.2.3 uses an automaton per element of U and D . We can however, use the product of all of them to rephrase the theorem in a more compact way. See Definition 1.3.4 for the details on the product of automata. We denote by $\mathbb{P}(U, D)$ the automaton resulting from the product of all automata $\mathbb{U}(j)$ if $j \in U$ and $\mathbb{D}(j)$ if $j \in D$.

Corollary 4.2.4. Let U and D be disjoint subsets of $[2, n-1]$. The following statements are equivalent:

- π possesses a reduced word accepted by $\mathbb{P}(U, D)$,
- π avoids the patterns jki for $j \in U$ and kij $j \in D$ with $i < j < k$.

Definition 4.2.5. Following Definition 4.1.3 we say that a state of $\mathbb{P}(U, D)$ is *healthy* if its corresponding states in all $\mathbb{U}(j)$ for $j \in U$ and all $\mathbb{D}(j)$ for $j \in D$ are healthy. We say that a state of $\mathbb{P}(U, D)$ is *ill* if its corresponding sets have at least one ill (resp. dead) state and no dead states. A state of $\mathbb{P}(U, D)$ is said to be *dead* if it contains at least one dead state.

Figure 4.4 illustrates the automata $\mathbb{P}(\{4\}, \{2\})$ when $n = 5$ (left), $\mathbb{P}(\{3\}, \{2\})$ for $n = 4$ (middle), and $\mathbb{P}(\{2\}, \{4\})$ for $n = 5$ (right). For the first two automata, we draw the complete automata on top, and their skeletons on the bottom. Here, we call *skeleton* a simplification of the automaton that recognizes the same reduced words. It is obtained using the fact that the word is rejected as soon as we reach a dead state, and that the automata $\mathbb{U}(n)$ and $\mathbb{D}(1)$ accept all reduced words. For the last automaton, the complete product is too big, so we only draw the reachable healthy states. We color the transitions in red, blue, or purple depending on whether only \mathbb{U} , only \mathbb{D} , or both \mathbb{U} and \mathbb{D} change state.

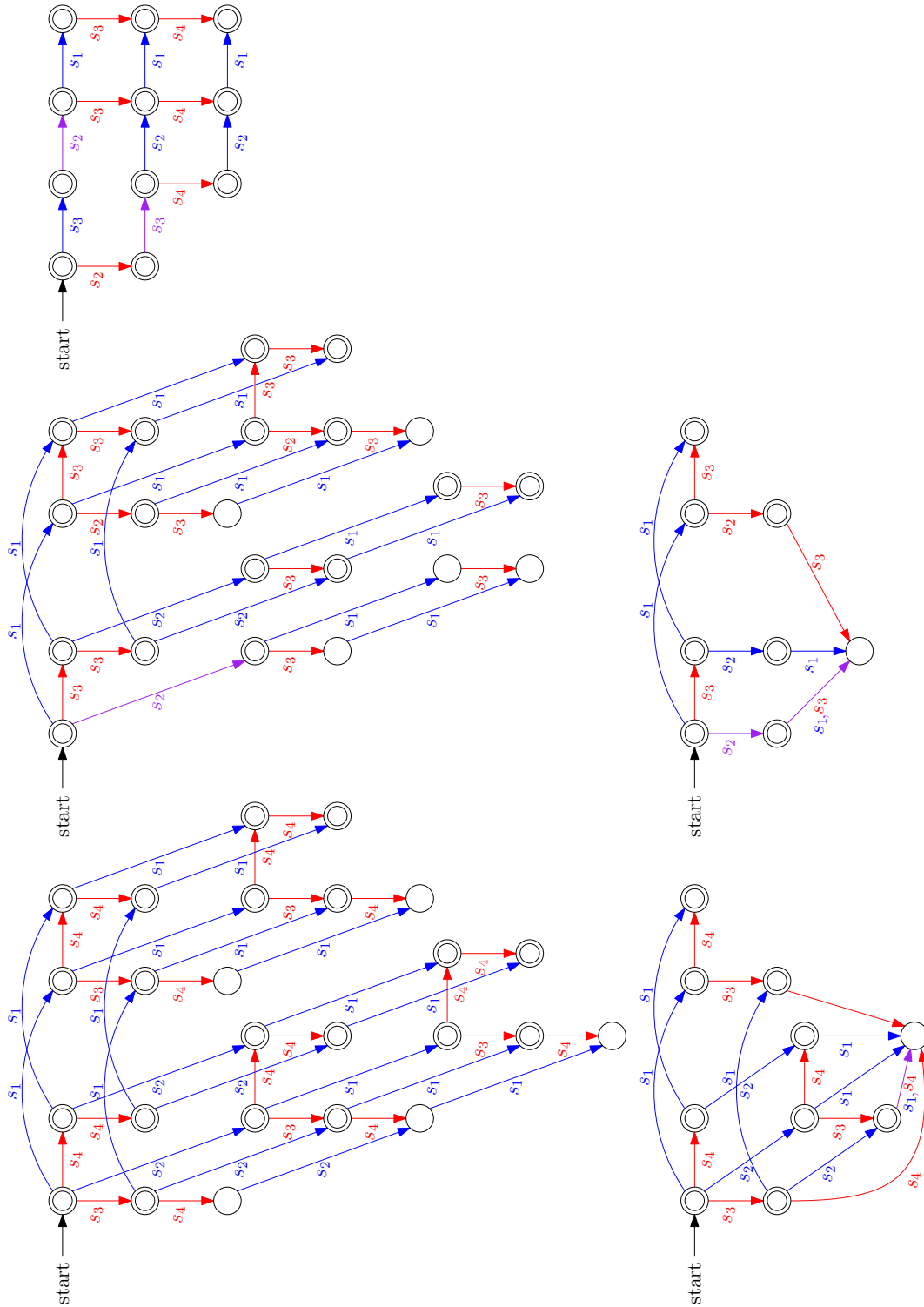


Figure 4.4 – The automaton $\mathbb{P}(\{4\}, \{2\})$ for $n = 5$ and its skeleton (left), the automaton $\mathbb{P}(\{3\}, \{2\})$ for $n = 4$ and its skeleton (middle), and the healthy states of the automaton $\mathbb{P}(\{2\}, \{4\})$ for $n = 5$ (right).

4.2.2 The Structure of Accepted Reduced Words of $\mathbb{P}(j)$

Following Section 4.1.2, we can extend Theorems 4.1.16, 4.1.17, and 4.1.18 to $\mathbb{P}(U, D)$ as follows.

Theorem 4.2.6. The set of reduced words accepted by $\mathbb{P}(U, D)$ is closed by taking prefixes.

Theorem 4.2.7. A permutation $\pi \in \mathfrak{S}_n$ that avoids jki for $j \in U$ and kij for $j \in D$ and possesses a reduced word starting with s_ℓ such that the transposition s_ℓ leads to a healthy state of $\mathbb{P}(U, D)$, possesses a reduced word starting with s_ℓ and accepted by $\mathbb{P}(U, D)$.

Theorem 4.2.8. Given a permutation $\pi \in \mathfrak{S}_n$, all the reduced words for π accepted by $\mathbb{P}(U, D)$ are accepted at the same state.

The proofs of these theorems are left out as they are obtained directly from their corresponding single automata versions and the definition of the product of automata.

4.2.3 Permutree Sorting

Corollary 4.2.4 tells us that the set of (U, D) -permutree minimal permutations having reduced words accepted by $\mathbb{P}(U, D)$ is non-empty in the case of U, D being disjoint subsets of $[2, n - 1]$. With this in hand, following the intuition developed in Subsection 4.1.2 and taking into account that the accepted reduced words are closed by prefix as in Theorem 4.2.6, Theorem 4.2.7 allows us to think of sorting algorithms following only (U, D) -permutree minimal permutations.

Definition 4.2.9. A (U, D) -permutree sorting algorithm is a sorting algorithm such that

- applied to a (U, D) -permutree minimal permutation π , it only passes through (U, D) -permutree minimal permutations and ends with the identity permutation,
- it fails to sort a non (U, D) -permutree minimal permutation π .

Example 4.2.10. The stack sorting algorithm [Knu73] is a $(\{2, \dots, n - 1\}, \emptyset)$ -permutree sorting algorithm.

Clearly, we recover Algorithm 1 as a $(\{j\}, \emptyset)$ -permutree sorting algorithm for any $j \in [2, n - 1]$. We now generalize it to a (U, D) -permutree sorting algorithm in a recursive way. As before, the algorithm follows the automaton $\mathbb{P}(U, D)$ without explicitly constructing it. Since $\mathbb{P}(U, D)$ uses transitions composed by tuples of transpositions, we use the following notation

$$\text{move}_U(U, \ell) = \begin{cases} U & \text{if } \ell \notin U, \\ (U \setminus \{\ell\}) \cup \{\ell + 1\} & \text{if } \ell \in U, \end{cases}$$

$$\text{move}_D(D, \ell) = \begin{cases} D & \text{if } \ell + 1 \notin D, \\ (D \setminus \{\ell + 1\}) \cup \{\ell\} & \text{if } \ell + 1 \in D. \end{cases}$$

4.2. Multiple Automata

Algorithm 2 : (U, D) -permutree sorting

```

1 Function permutreeSort( $\pi, U, D$ )
   Input   : a permutation  $\pi \in \mathfrak{S}_n$  and two disjoint subsets  $U$  and  $D$  of  $[n]$ 
   Output : a reduced word accepted by  $\mathbb{P}(U, D)$ , candidate reduced word for  $\pi$ 
2 if  $\exists \ell \in [n - 1]$  such that  $\ell$  and  $\ell + 1$  are reversed in  $\pi$ , and  $\ell + 1 \notin U$  and  $\ell \notin D$  then
3   | return  $s_\ell \cdot \text{permutreeSort}(s_\ell \cdot \pi, \text{moveU}(U, \ell), \text{moveD}(D, \ell))$ 
4 if  $\exists \ell \in [n - 1]$  such that  $\ell$  and  $\ell + 1$  are reversed in  $\pi$ , and
5   ( $\ell + 1 \in U$  and  $\pi([\ell + 1]) = [\ell + 1]$ ) or ( $\ell \in D$  and  $\pi([\ell - 1]) = [\ell - 1]$ ) then
6   | return  $s_\ell \cdot \text{permutreeSort}(s_\ell \cdot \pi, \text{moveU}(U \setminus \{\ell + 1\}, \ell), \text{moveD}(D \setminus \{\ell\}, \ell))$ 
7 return  $\varepsilon$ 

```

Example 4.2.11. Table 4.2, has the $(\{3\}, \{2\})$ -permutree sorting of 3214, 1324 and 1342. In Table 4.3, we show the $(\{2\}, \{4\})$ -permutree sorting of 54213 and 15342. Each table contains the permutation π_i , the reduced word w_i , the sets U_i and D_i and the values of ℓ_i in use at each step of the algorithm together with the value k_i for which we need to check that $\pi([k_i]) = [k_i]$. A red cross signifies that this last condition has failed. Figure 4.4 contains the corresponding automata $\mathbb{P}(\{3\}, \{2\})$ and $\mathbb{P}(\{2\}, \{4\})$.

π_1	w_1	U_1	D_1	ℓ_1	k_1
3214	ε	$\{3\}$	$\{2\}$	1	\cdot
3124	s_1	$\{3\}$	$\{1\}$	2	3
2134	$s_1 \cdot s_2$	\emptyset	$\{1\}$	1	0
1234	$s_1 \cdot s_2 \cdot s_1$				

π_2	w_2	U_2	D_2	ℓ_2	k_2
1324	ε	$\{3\}$	$\{2\}$	2	1, 3
1234	s_2				

π_3	w_3	U_3	D_3	ℓ_3	k_3
1342	ε	$\{3\}$	$\{2\}$	2	1, 3

Table 4.2 – The $(\{3\}, \{2\})$ -permutree sorting of 3214 (left), 1324 (top right), and 1342 (down right).

π_4	w_4	U_4	D_4	ℓ_4	k_4
54213	ε	$\{2\}$	$\{4\}$	3	\cdot
53214	s_3	$\{2\}$	$\{3\}$	2	\cdot
52314	$s_3 \cdot s_2$	$\{3\}$	$\{2\}$	1	\cdot
51324	$s_3 \cdot s_2 \cdot s_1$	$\{3\}$	$\{1\}$	4	\cdot
41325	$s_3 \cdot s_2 \cdot s_1 \cdot s_4$	$\{3\}$	$\{1\}$	3	\cdot
31425	$s_3 \cdot s_2 \cdot s_1 \cdot s_4 \cdot s_3$	$\{4\}$	$\{1\}$	2	\cdot
21435	$s_3 \cdot s_2 \cdot s_1 \cdot s_4 \cdot s_3 \cdot s_2$	$\{4\}$	$\{1\}$	1	0
12435	$s_3 \cdot s_2 \cdot s_1 \cdot s_4 \cdot s_3 \cdot s_2 \cdot s_1$	$\{4\}$	\emptyset	3	4
12345	$s_3 \cdot s_2 \cdot s_1 \cdot s_4 \cdot s_3 \cdot s_2 \cdot s_1 \cdot s_3$				

π_5	w_5	U_5	D_5	ℓ_5	k_5
15342	ε	$\{2\}$	$\{4\}$	2	\cdot
15243	s_2	$\{3\}$	$\{4\}$	3	\cdot
15234	$s_2 \cdot s_3$	$\{4\}$	$\{3\}$	4	\cdot
14235	$s_2 \cdot s_3 \cdot s_5$	$\{5\}$	$\{3\}$	3	3

Table 4.3 – The $(\{2\}, \{4\})$ -permutree sorting of 54213 (left) and 15342 (right).

Corollary 4.2.12. For any permutation π and disjoint subsets U, D of $[2, n - 1]$, Algorithm 2 returns a reduced word w accepted by $\mathbb{P}(U, D)$ with the property that w is a reduced word for π if and only if π avoids jki for $j \in U$ and kij for $j \in D$.

Proof. First notice that Algorithm 2 creates a reduced word following $\mathbb{P}(U, D)$. It begins prioritizing healthy states in lines 2 by considering transpositions that transition to other healthy states in all the $\mathbb{U}(j)$ or $\mathbb{D}(j)$ following Lemma 4.1.12. As we are in the product of said automata, this amounts to updating ℓ to $\ell + 1$ when $\ell \in U$ and $\ell + 1$ to ℓ when $\ell + 1 \in D$ as in line 3. This repeats for as many transitions as possible until we have to go to an ill state of at least one of the automata.

If there is $\ell + 1 \in U$ (resp. $\ell \in D$) such that s_ℓ is a descent of π and $\pi([\ell + 1]) = [\ell + 1]$ (resp. $\pi([\ell - 1]) = [\ell - 1]$), then by Theorem 4.1.19 (i) any reduced word for π is accepted by the automaton $\mathbb{U}(\ell)$ (resp. $\mathbb{D}(\ell)$). We can thus start with s_ℓ and forget about the automaton $\mathbb{U}(\ell)$ (resp. $\mathbb{D}(\ell)$) which is represented in lines 4, 5 and 6. Finally, if none of these options are possible, any reduced word for π leads to a dead state in at least one of the automata, so that π is not (U, D) -sortable. We return the empty reduced word in line 7 in such a case. \square

4.2.4 Generating Trees

As in Subsection 4.1.3, we can also obtain generating trees for the corresponding permutree minimal permutations. Let \prec be a priority order on $\{s_1, \dots, s_{n-1}\}$. Given a (U, D) -permutree minimal permutation $\pi \in \mathfrak{S}_n$, let $\pi(U, D, \prec)$ be the \prec -lexicographic minimal reduced word for π that is accepted by $\mathbb{P}(j)$ and

$$\mathcal{R}(n, U, D, \prec) := \{\pi(U, D, \prec) : \pi \in \mathfrak{S}_n \text{ is } (U, D)\text{-permutree minimal}\}.$$

The proof given in Theorem 4.1.24 works as well for proving the following theorem, so we skip its proof.

Theorem 4.2.13. The set $\mathcal{R}(n, U, D, \prec)$ is closed by taking prefixes.

As before, Theorem 4.2.13 gives us a generating tree where the root is the empty reduced word and the parent of a reduced word is obtained by deleting the last letter. Taking this tree as the sequence of associated transpositions in the weak order, we obtain a generating tree on (U, D) -permutree minimal permutations as a subgraph of the Hasse diagram of the weak order on \mathfrak{S}_n . Figure 4.5 shows all possible trees for \mathfrak{S}_4 and priority order $s_1 \prec s_2 \prec s_3$.

4.3 Coxeter Sorting via Automata

Notice that in Section 4.2, the biggest our sets U and D could go without a permutation failing to have a common reduced word accepted by all the automata was whenever U and D formed a partition of $[2, n - 1]$. Recalling Remark 4.0.2 and Definition 2.4.38, we see that this case is precisely when (U, D) -permutree congruences are Cambrian congruences in type A and the number of (U, D) -permutree minimal elements is the Catalan number C_n . This section is devoted to explore this connection with the definitions and technology developed in Subsection 2.4.6.

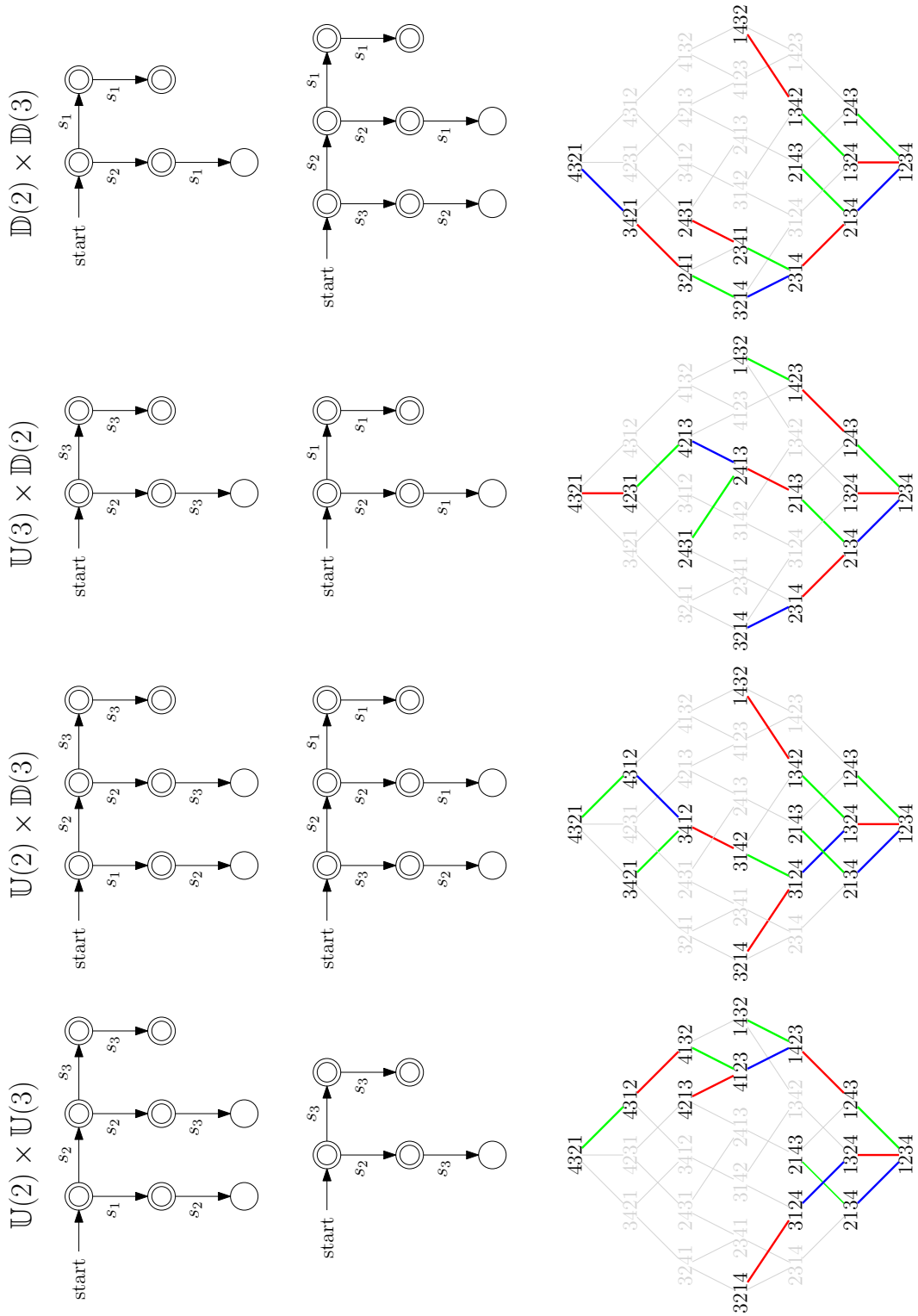


Figure 4.5 – Generating trees for the (U, D) -permutree minimal permutations of \mathfrak{S}_4 , with priority order $s_1 \prec s_2 \prec s_3$.

Definition 4.3.1. Let c be a Coxeter element of (\mathfrak{S}_n, S) . U_c and D_c are the partition of $[2, n - 1]$ where $j \in U_c$ (resp. $j \in D_c$) if s_j appears before (resp. after) s_{j-1} in c .

Remark 4.3.2. Another equivalent way of seeing the construction of U_c (resp. D_c) is that $j \in U_c$ (resp. $j \in D_c$) if c is accepted by $\mathbb{U}(j)$ but not by $\mathbb{D}(j)$ (resp. is accepted by $\mathbb{D}(j)$ but not by $\mathbb{U}(j)$).

Coxeter sorting and (U_c, D_c) -permutree sorting are related by the following theorem.

Theorem 4.3.3. Let c be a Coxeter element and $\pi \in \mathfrak{S}_n$. The following statements are equivalent:

- (i) π is c -sortable,
- (ii) the c -sorting word $\pi(c)$ is accepted by the automaton $\mathbb{P}(U_c, D_c)$,
- (iii) there exists a reduced word for π accepted by the automaton $\mathbb{P}(U_c, D_c)$,
- (iv) for each $j \in \{2, \dots, n - 1\}$, there exists a reduced word for π that is accepted by the automaton $\mathbb{U}(j)$ if $j \in U_c$ and $\mathbb{D}(j)$ if $j \in D_c$,
- (v) π avoids jki for $j \in U_c$ and kij for $j \in D_c$.

Theorem 4.2.3 and Corollary 4.2.4 give equivalences $(iii) \iff (iv) \iff (v)$. In the following lemmas we show the equivalences $(i) \iff (ii) \iff (iii)$. As a general assumption for the rest of this section let c be a Coxeter element and $\pi \in \mathfrak{S}_n$. We begin by showing $(i) \iff (ii)$.

Lemma 4.3.4. If π is c -sortable, its c -sorting word $\pi(c)$ is accepted by $\mathbb{P}(U_c, D_c)$.

Proof. Let $\pi(c)$ be the c -sorting word. It is enough to see that $\pi(c)$ is accepted by $\mathbb{U}(j)$ for $j \in U_c$ and $\mathbb{D}(j)$ for $j \in D_c$. We proceed to show it for $\mathbb{U}(j)$ since the case for $\mathbb{D}(j)$ is similar. We have two possible cases:

- if $\pi(c)$ does not contain s_j , then $\pi(c)$ either remains in the first healthy state of $\mathbb{U}(j)$ or ends in the first ill state of $\mathbb{U}(j)$.
- if $\pi(c)$ does contain s_j , by Lemma 2.4.48 (1) we have that s_j appears before s_{j-1} in $\pi(c)$, and $\pi(c)$ moves onto the second healthy state of $\mathbb{U}(j)$. Notice that because of the recursive construction of $\mathbb{U}(j)$, $\pi(c)$ can now only end in a dead state if it contains as a reduced subword $s_l V^l s_l s_{l+1}$ where V^l is a reduced word with transpositions in $S \setminus \{s_l, s_{l+1}\}$ such that $s_{l-1} \in V^l$. Such containment is impossible due to Lemma 2.4.48 (2).

Thus, in both cases $\pi(c)$ is accepted by $\mathbb{U}(j)$. □

Lemma 4.3.5. If the c -sorting word $\pi(c)$ is accepted by $\mathbb{P}(U_c, D_c)$, then π is c -sortable.

Proof. Assume that π is not c -sortable and let us find an automaton that rejects $\pi(c)$ between the $\mathbb{U}(j)$ and $\mathbb{D}(j)$ that define $\mathbb{P}(U_c, D_c)$. To do this we follow an induction on the length of π and the size of c .

Consider s_ℓ to be the first letter of c and write $c = s_\ell \cdot d$. As s_ℓ appears before both $s_{\ell-1}$ and $s_{\ell+1}$ we have that $\ell \in U_c$ and $\ell + 1 \in D_c$. Notice that s_ℓ transitions from the initial state to the second healthy state of both $\mathbb{U}(\ell)$ and $\mathbb{D}(\ell + 1)$ and stays in the initial state of all $\mathbb{U}(j)$ for $j \in U_c \setminus \{\ell\}$ and $\mathbb{D}(j)$ for $j \in D_c \setminus \{\ell + 1\}$. We now have two possible cases:

- if π reverses ℓ and $\ell + 1$ and can be written as $\pi = s_\ell \cdot \tau$. By Lemma 2.4.47 we have that the c sorting word factorizes as $\pi(c) = s_\ell \cdot \tau(d \cdot s_\ell)$ and τ is not $d \cdot s_\ell$ -sortable. By our induction we have that $\tau(d \cdot s_\ell)$ is a reduced word rejected by an automaton between $\mathbb{U}(j)$ for $j \in U_{d \cdot s_\ell}$ and $\mathbb{D}(j)$ for $j \in D_{d \cdot s_\ell}$. Notice that $U_{d \cdot s_\ell} = U_c \Delta \{\ell, \ell + 1\}$ and $D_{d \cdot s_\ell} = D_c \Delta \{\ell, \ell + 1\}$. Because of this, depending on the value for j for which the automaton rejects $\tau(d \cdot s_\ell)$ either Lemma 4.1.8 or Lemma 4.1.12 ensures that $\pi(c) = s_\ell \cdot \tau(d \cdot s_\ell)$ is also rejected by said automaton.
- if π does not reverse ℓ and $\ell + 1$ then π not being c sortable is equivalent to π not being d -sortable in $W_{\langle s_\ell \rangle}$. By induction on the size of c , $\pi(d)$ is not accepted by $\mathbb{P}(U_d, D_d)$. Since $\pi(c) = \pi(d)$ we have that $\pi(c)$ is rejected by $\mathbb{P}(U_c, D_c)$. We finish as $U_d \subseteq U_c$ and $D_d \subseteq D_c$. \square

Moving to (ii) \iff (iii) notice that (ii) \Rightarrow (iii) follows immediately from the fact that $\pi(c)$ is always a reduced word for π . The opposite direction is a bit more involved.

Lemma 4.3.6. If π possesses a reduced word accepted by $\mathbb{P}(U_c, D_c)$, then its c -sorting word $\pi(c)$ is accepted by $\mathbb{P}(U_c, D_c)$.

Proof. We proceed by induction on the length of π and the size of c . As before, consider s_ℓ to be the first letter of c and write $c = s_\ell \cdot d$. As s_ℓ appears before both $s_{\ell-1}$ and $s_{\ell+1}$ we have that $\ell \in U_c$ and $\ell + 1 \in D_c$. Notice that s_ℓ transitions from the initial state to the second healthy state of both $\mathbb{U}(\ell)$ and $\mathbb{D}(\ell + 1)$ and stays in the initial state of all $\mathbb{U}(j)$ for $j \in U_c \setminus \{\ell\}$ and $\mathbb{D}(j)$ for $j \in D_c \setminus \{\ell + 1\}$. We now have two possible cases:

- if π reverses ℓ and $\ell + 1$ and can be written as $\pi = s_\ell \cdot \tau$. Notice that the reduced word of π that is accepted by $\mathbb{P}(U_c, D_c)$ might not be related with τ . Still, since π has an accepted reduced word by $\mathbb{P}(U_c, D_c)$, we have that π avoids the patterns corresponding to the elements of U and D . With this in hand, Theorem 4.1.17 tells us that π possesses a reduced word of the form $w = s_\ell \cdot v$ such that w is accepted by $\mathbb{U}(j)$ for $j \in U_c$ and $\mathbb{D}(j)$ for $j \in D_c$. Notice that in our context the use of the Theorem 4.1.17 fails for $\mathbb{U}(\ell + 1)$ and $\mathbb{D}(\ell)$ but as $\ell \in U_c$ and $\ell + 1 \in D_c$ these automata do not affect us.

At this point Lemma 4.1.8 (resp. Lemma 4.1.12) gives us that τ possesses a reduced word accepted by $\mathbb{U}(j)$ for $j \notin \{\ell, \ell + 1\}$ (resp. $\mathbb{U}(j + 1)$). This coincides with the fact that s_{j-1} and s_j have not changed order between (resp. s_ℓ appears now after $s_{\ell-1}$ and $s_{\ell+1}$ after) $c = s_\ell \cdot d$ to $d \cdot \ell$. Thus, by induction we have that $\tau(d \cdot s_\ell)$ is accepted by $\mathbb{P}(U_{d \cdot s_\ell}, D_{d \cdot s_\ell})$. Using Lemma 2.4.47 gives us that $\pi(c) = s_\ell \cdot \tau(d \cdot s_\ell)$ is accepted by $\mathbb{P}(U_c, D_c)$.

- if π does not reverse ℓ and $\ell + 1$. We claim that in this case π does not have s_ℓ its reduced words. Notice that this is equivalent to showing that $\pi([\ell]) = [\ell]$ and $\pi([n] \setminus [\ell]) = [n] \setminus [\ell]$. Suppose that the accepted reduced word w by $\mathbb{P}(U_c, D_c)$ contains s_ℓ . As $\ell \in U_c$ (resp. $\ell + 1 \in D_c$) and π does not reverse ℓ and $\ell + 1$, the fact that w is accepted by $\mathbb{U}(\ell)$ (resp. $\mathbb{D}(\ell + 1)$) means that w has $s_{\ell+1}$ followed eventually by s_ℓ before any $s_{\ell-1}$ (resp. $s_{\ell-1}$ followed eventually by s_ℓ before any $s_{\ell+1}$). This implies that π contains the pattern $k\ell$ for some $\ell < k$ (resp. $(\ell + 1)i$ for some $i < \ell + 1$). As ℓ and $\ell + 1$ are not reversed, π contains $k\ell(\ell + 1)i$ contradicting twice Theorem 4.1.14, and we can work as in $W_{\langle s_\ell \rangle}$ via induction.

Notice that the automata corresponding to d are all the automata of c without the transitions having s_ℓ and thus any reduced word accepted or rejected for $j \in U_d$ (resp. $j \in D_d$) is also

accepted or rejected for $j \in U_c$ (resp. $j \in U_c$). Notice as well that this also aligns with $\ell, \ell+1 \notin U_d$ (resp. $\ell, \ell+1 \notin D_d$). Since π does not use s_ℓ in any reduced word, the reduced word accepted by $\mathbb{P}(U_c, D_c)$ is also accepted by $\mathbb{P}(U_d, D_d)$. By induction, we have that $\pi(d) = \pi(c)$ is accepted by $\mathbb{P}(U_d, D_d)$ and thus also by all $\mathbb{U}(j)$ for $j \in U_c \setminus \{\ell\}$ and $\mathbb{D}(j)$ for $j \in D_c \setminus \{\ell+1\}$. As $\pi(c)$ also does not use any s_ℓ , we have that $\pi(c)$ is accepted in either the first healthy or ill state of both $\mathbb{U}(\ell)$ and $\mathbb{D}(\ell+1)$. We conclude that $\pi(c)$ is accepted by $\mathbb{P}(U_c, D_c)$. \square

We move to give some remarks about nuances of c -sortability and (U_c, D_c) -permutree sorting.

Remark 4.3.7. The fact that a permutation π avoids jki (resp. kij) for a given j , does not assure that there exists a Coxeter element c for which π is c -sortable and $j \in U_c$ (resp. $j \in D_c$). For example, let $\pi := 41352$ that avoids $2ki$ and $ki4$. Notice that π is not sortable since it contains both $3ki$ and $ki3$ via the respective subwords 352 and 413 .

Remark 4.3.8. Lemma 4.3.4 fails when a permutation π is not c -sortable as there might exist $j \in U_c$ (resp. $j \in D_c$) for which the c -sorting word $\pi(c)$ is not accepted by $\mathbb{U}(j)$ (resp. $\mathbb{D}(j)$) even if π avoids jki (resp. kij). For example, take $c = s_2 \cdot s_1 \cdot s_3$ and $\pi = 4213 = s_3 \cdot s_1 \cdot s_2 \cdot s_1 = s_3 \cdot s_2 \cdot s_1 \cdot s_2 = s_1 \cdot s_3 \cdot s_2 \cdot s_1$. Then $2 \in U_c$, and the c -sorting word $\pi(c) = s_1 \cdot s_3 \cdot s_2 \cdot s_1$ is rejected by $\mathbb{U}(2)$ while $s_3 \cdot s_2 \cdot s_1 \cdot s_2$ is accepted by $\mathbb{U}(2)$.

Remark 4.3.9. Notice that in the definition of c -sorting, the infinite word c^∞ is a sorting network as in [Knu73]. That is, Our algorithm rely on a series of transpositions to be applied at the appropriate time. With this in mind and taking into account Theorem 4.3.3, it is important to notice that Algorithm 2 is not a sorting network. The order on which the values of ℓ are chosen depending on the state of the automata that is being visited and the permutation itself. This demands the following perspective.

Perspective 4.3.10. Let U and D be disjoint subsets that do not cover $[2, n-1]$. Is it possible to find a word \tilde{c} replacing c^∞ such that checking for $\pi(\tilde{c})$ is enough to verify if π is accepted by $\mathbb{P}(U, D)$?

We finish with a remark on both positive and negative cases for Perspective 4.3.10.

Remark 4.3.11. Consider the case $n = 5$, $U = \{2\}$, and $D = \{4\}$. In this case one can check via computer exploration that no reduced word \tilde{c} of the maximal permutation 54321 can be used as a sorting network. This implies that for all general choices of \tilde{c} , there exists a permutation π which is accepted by $\mathbb{P}(U, D)$ although its reduced word $\pi(\tilde{c})$ is rejected. The healthy states of $\mathbb{P}(\{2\}, \{4\})$ are shown in Figure 4.4. In this case the problem lies in that certain accepted reduced words can only start with either s_2 or s_3 . For example, for 54213 as shown in Example 4.2.11 all accepted reduced words start with s_3 whereas for some other permutations such as 35421 , all accepted reduced words start with s_2 . This gives us no possible choice for \tilde{c} .

Still the answer is positive in the Cambrian case with the c -sorting word when U and D form a partition of $\{2, \dots, n-1\}$ or when $|U| + |D| = 1$ and we have a single automaton. In this later case, \tilde{c} is constructed by reading the healthy states of the automaton from left to right, adding at each state the word $(s_{i_1} \cdots s_{i_k})^k s_j$ where s_{i_1}, \dots, s_{i_k} are the loops and s_j is the unique transition going to the next healthy state. This process gives a prefix that can be extended in any way to obtain a proper

sorting word \tilde{c} (that is, a reduced word of w_0). With this construction, if $U = \{2\}$, we obtain the prefix $s_3 \cdot s_2 \cdot s_1 \cdot s_3$ and indeed $s_3 \cdot s_2 \cdot s_1 \cdot s_3 \cdot s_2 \cdot s_1$ acts as a sorting network equivalent to $(\{2\}, \emptyset)$ -permutree sorting. This seems to extend to all cases where, at each healthy state of the $\mathbb{P}(U, D)$, the choices for the healthy transitions commute like for $n = 5$, $U = \{4\}$ and $D = \{2\}$ (see Figure 4.4). In this case the word $s_1 \cdot s_2 \cdot s_4 \cdot s_3 \cdot s_2 \cdot s_1 \cdot s_4 \cdot s_3 \cdot s_2$ gives a proper sorting network for $(\{4\}, \{2\})$ -permutree sorting.

4.4 Permutree Sorting other Infinite Families

Based on Chapter 4.3 and [HLT11] and [Def22] we strongly believe that the results of permutree sorting can be extended from type A to the more general case of Coxeter Groups. In this section we present some observations on recognizing minimal elements of permutree congruences through automata in other Coxeter group based on computer exploration using SageMath [Sag23]. We first propose some automata for Types B and D and then present some definitions and directions that seem promising.

4.4.1 Type B

For this subsection consider the Coxeter system of type B given by the group of signed permutations (\mathfrak{S}_n^B, S^B) . For this case we have the general definition of automata as follows.

Definition 4.4.1. Consider $U = \{j\}$ (resp. $D = \{j\}$) for some $j \in [2, n - 1]$ and the set of generators S^B as an alphabet. We define the automaton $\mathbb{U}(j)$ (resp. $\mathbb{D}(j)$) recursively following Figure 4.6 with automata $\mathbb{D}(0)$ defined for consistency. Our automata are complete with all missing transitions being loops. Figure 4.7 shows the complete automata $\mathbb{U}(j)$ and $\mathbb{D}(j)$.

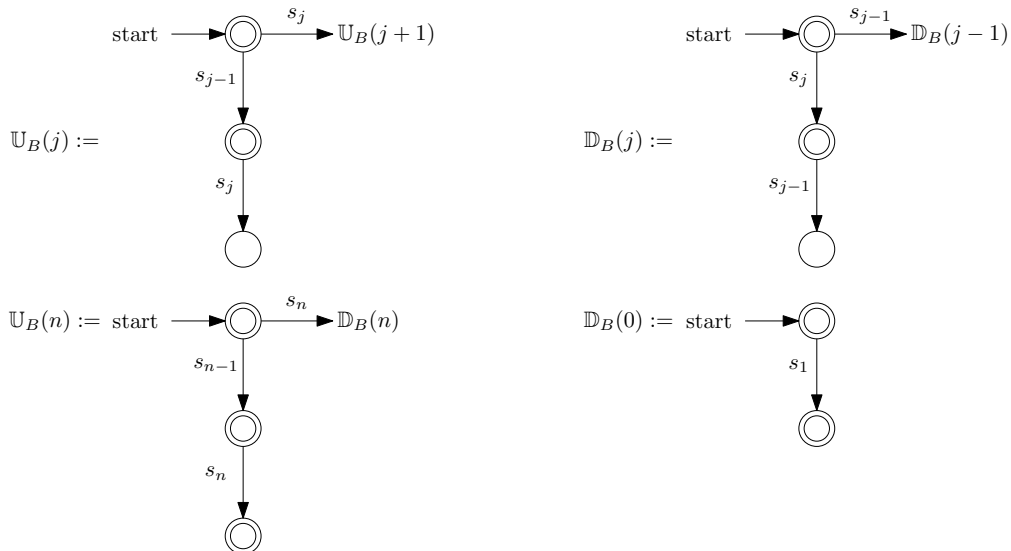


Figure 4.6 – The automata $\mathbb{U}_B(j)$ (left) and $\mathbb{D}_B(j)$ (right) defined recursively.

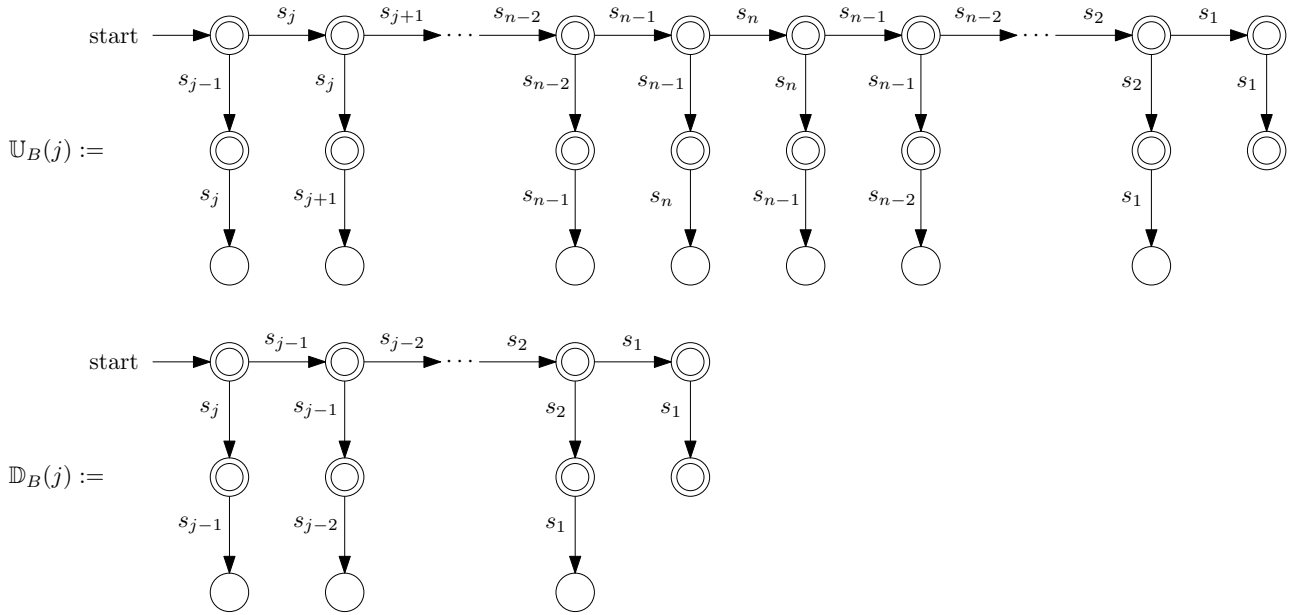


Figure 4.7 – The complete automata $\mathbb{U}_B(j)$ and $\mathbb{D}_B(j)$.

Remark 4.4.2. Like in Remark 4.1.4, the automata $\mathbb{U}_B(j)$ and $\mathbb{D}_B(j)$ can be built via a walk in the Coxeter graph in the opposite direction of the defining orientation with a slight twist. The walk corresponding to $\mathbb{D}_B(j)$ ends at s_1 similarly as in type A while the walk corresponding to $\mathbb{U}_B(j)$ ends at s_n which has an edge with label 4 meaning it must go back and travel the graph to the other end making $\mathbb{D}_B(j)$ appear. As in other apparitions of Type B , this reflects idea that the Coxeter group B_n can be thought as folding of the Coxeter groups A_{2n} along the central symmetry of its Coxeter diagram (see [HL07]).

Following in Sections 4.1 and 4.2 we have verified computationally up to $n = 6$ that these automata correctly sort $(U, D)_B$ -permutree minimal elements for all possible combinations of $U, D \subseteq [2, n - 1]$ such that $U \cap D = \emptyset$. Moreover, the sets of reduced words of accepted elements by these automata and their products also form trees inside the weak order of \mathfrak{S}_n^B . In the case that U and D form a partition of $[2, n - 1]$ we correctly recover the fact that there are $\binom{2n}{n}$ elements that are $(U, D)_B$ -minimal permutree, that is, the B -Catalan number.

4.4.2 Type D

For type D we do not possess currently even a candidate definition for the general construction of the automata $\mathbb{U}_D(j)$ and $\mathbb{D}_D(j)$. In certain cases of a single orientation in the Coxeter diagram of D_n we have found an automaton that recognizes $(U, D)_D$ -permutree minimal elements. To construct it seems to be useful to consider the guiding ideas of Remarks 4.1.4 and 4.4.2 by considering a walk on the Coxeter graph with the twist that a fork of the walk at s_2 implies a forking in the spine of the automata and that walks must bounce at least once. This forking of the spine is equivalent to

considering several automata and taking their product. We choose this representation for our figures of these automata.

For the case of D_4 we have a family of automata that have been computationally checked to recognize permutree minimal permutations in the corresponding congruences. Figure 4.8 shows the automata for the orientations $2 \rightarrow 0$ and $0 \rightarrow 2$ for D_4 . As D_4 is symmetric via rotations, the automata for the other single orientations are obtained by rotating the labels of these diagrams according to the desired orientation around the center vertex corresponding to s_2 . For $n = 5$ certain orientations still elude us and for $n \geq 6$ we have no further indications.

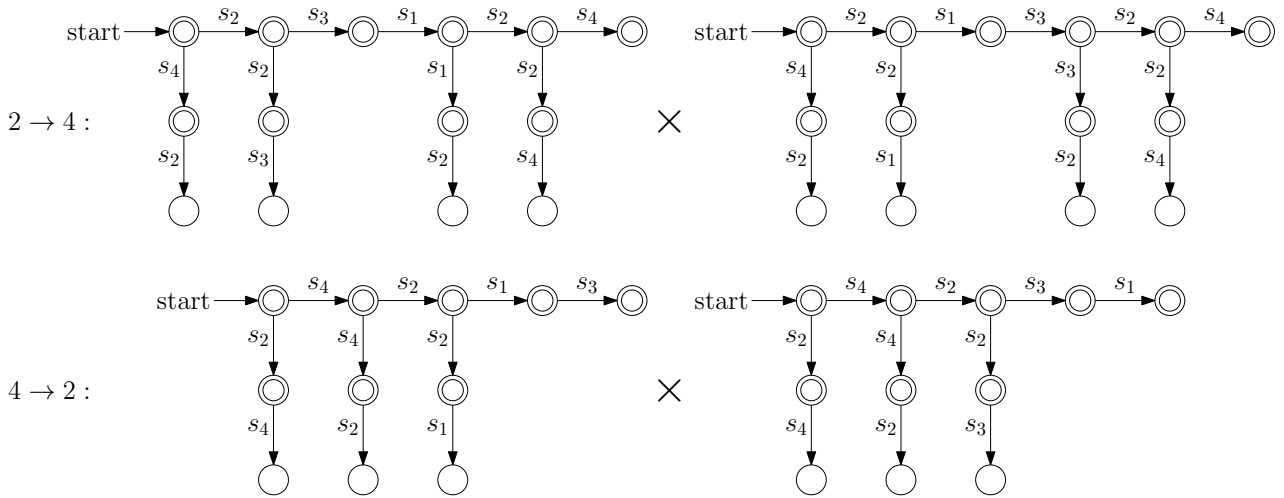


Figure 4.8 – The automata corresponding to the orientations $0 \rightarrow 2$ and $2 \rightarrow 0$ in the Coxeter diagram of D_4 .

We finish this chapter by providing certain definitions that seem to have a hand in determining automata for general Coxeter groups.

4.4.3 Ideas and Perspectives

Taking inspiration from [HLT11] and their work on c -singletons, we propose the following definitions.

Definition 4.4.3. Let (W, S) be a Coxeter group of rank n and \equiv_δ with $\delta \in \{\oplus, \otimes, \ominus, \boxtimes\}^n - 1$ the permutree equivalence class corresponding to the multi-orientation of the Coxeter graph. Consider an element $w \in W$. We say that w is

- a δ -*singleton* if w is the only element in its permutree equivalence class,
- a δ -*accepter* if for all $w \leq u$, we have that u is a δ -singleton,
- a δ -*minimal accepter* (abbreviated δ -*maccr*) if w is an accepter and there is no $s \in S$ such that $w < w \cdot s$ and $w \cdot s$ is an accepter,
- a δ -*smaccr* if w is a maccr and has the shortest length across all maccrs.

The use of δ in these definitions serves only to recall that they depend on the congruence \equiv_δ similar to how c -singletons depend on the congruence \equiv_c . We do not propose by this notation that δ describes a reduced word of w_0 from which the permutree sortable elements can be derived, as it is the case for the Coxeter element c . We have seen in Remark 4.3.11 that such reduced word might not always exist for the δ case.

Based on computational evidence we propose the following conjectures. Let \equiv_δ be any permutree congruence of a Coxeter group W .

Conjecture 4.4.4. There exists a unique δ -smaccr in the left weak order of W . Moreover, the δ -smaccr is the join of all the smaccrs coming from single orientations.

Conjecture 4.4.5. For each single orientation associated to δ , each reduced word of the δ -smaccr defines the start of the spine of an automaton such that the product of these automata recognizes the permutree minimal elements of this orientation.

Furthermore, the product of these automata for each single orientation associated to δ is an automaton that recognizes δ -permutree minimal elements.

Conjecture 4.4.6. Let $x \in W$ be a δ -smaccr. For each δ -maccr $y \in W$ there exists reduced words u and v of x and y such that u is a suffix of v . That is, the δ -smaccr is the smallest δ -maccr in the left weak order of W .

Given a congruence \equiv_δ , the reduced words of the δ -smaccr seem to be good candidates from which to start defining automata whose product recognizes the corresponding δ -permutree minimal elements. Example 4.4.8 shows this for an orientation in H_3 .

Example 4.4.7. In D_4 the smaccr of the orientation for $2 \rightarrow 4$ (resp. $4 \rightarrow 2$) has as set of reduced words $\{s_2s_3s_1s_2, s_2s_1s_3s_2\}$ (resp. $\{s_4s_2s_1s_3, s_4s_2s_3s_1\}$). The spines of the automata shown in Figure 4.8 start with these reduced words.

Example 4.4.8. In H_3 the smaccr of the orientation $2 \rightarrow 3$ has as set of reduced words the pair $\{s_3s_2s_1s_3s_2s_3s_2, s_3s_2s_3s_1s_2s_3s_2\}$. The spines of the automata shown in Figure 4.9 are formed with these reduced words plus a transition s_1 .

Remark 4.4.9. Let δ denote a permutree congruence of a Coxeter group W corresponding to a single orientation in the Coxeter graph. We have verified the existence of a unique δ -smaccr for the following Coxeter groups. We list them together with the amount of reduced words they have in each case.

- In A_n ($n \leq 5$) it has 1 reduced word.
- In B_n ($n \leq 4$) it has 1 reduced word.
- In D_4 it has 2 reduced words.
- In D_5 it can have anywhere between 2, 5, 46, 100 reduced words.
- In H_3 it has 1 reduced word except for the orientation $1 \rightarrow 2$ where it has 2.
- In F_4 it has 2 reduced words except for any orientation of the middle edge, in which case it has 12.

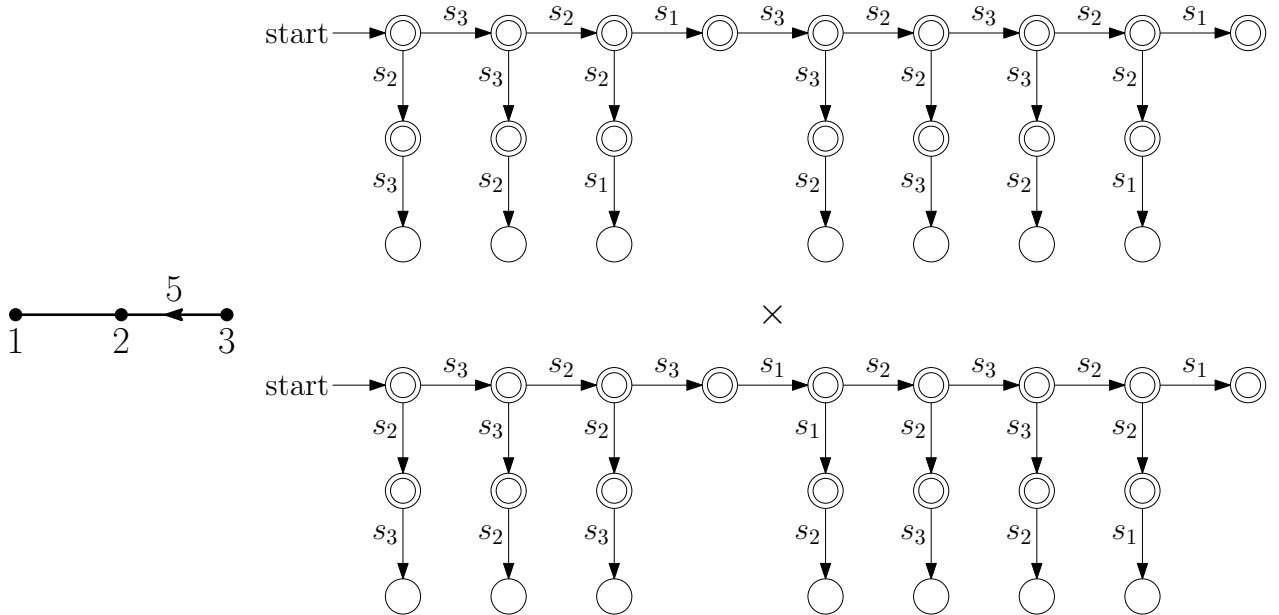


Figure 4.9 – A single orientation of H_3 and a product of automata that recognizes the minimal elements.

Part III

Flow Polytopes

Chapter 5

Flow Polytopes and Tropical Geometry

In this chapter we present the preliminaries of flows on graphs and tropical geometry needed for our work on Conjecture 2.5.12. Each section consists of the main tools known in the corresponding literature together with certain refinements appearing in [GMP⁺23a].

5.1 Flows on Graphs

This section consists of the basic notions of the combinatorics and geometry of flows on graphs. We base our presentation of these topics mainly on [MM19] and [MMS19]. In what follows, all graphs are connected loopless digraphs.

5.1.1 Graphs and Flows

Definition 5.1.1. Let $G = (V, E)$ be a graph with vertex set $V = \{v_0, \dots, v_n\}$, and a multiset of edges E where each edge $(v_i, v_j) \in E$ is oriented $v_i \rightarrow v_j$ if $i < j$. We respectively denote by \mathcal{I}_i and \mathcal{O}_i the set of incoming edges and outgoing edges of the vertex v_i .

A *netflow* is a vector $\mathbf{x} = (x_0, \dots, x_n) \in \mathbb{Z}^{n+1}$ such that $\sum_{i=0}^n x_i = 0$. Given a netflow $\mathbf{a} = (a_0, \dots, a_{n-1}, -\sum_{i=0}^{n-1} a_i)$ with $a_i \in \mathbb{Z}_{\geq 0}$, a *\mathbf{a} -flow* of G is a function $f : E \rightarrow \mathbb{R}_{\geq 0}$ such that

$$\sum_{e \in \mathcal{I}_i} f(e) + a_i = \sum_{e \in \mathcal{O}_i} f(e) \quad (5.1)$$

for all $i \in [1, n-1]$. In particular, if $f(e) \in \mathbb{Z}_{\geq 0}$ for all $e \in G$, then f is called an *integer flow* of G . We also call a function $f : E \rightarrow \mathbb{R}_{\geq 0}$ that satisfies Equation 5.1.1 an *admissible flow*. The *support* of a flow f is $\text{supp}(f) = \{e \in E : f(e) \neq 0\}$.

See Figure 5.1 for an example of flows on a graph.

Remark 5.1.2. Due to our definition of flows, the netflows that we consider always have a unique sink being vertex v_n . As well, whenever we think of flows and netflows, our graph G is assumed to have a non-zero amount of incoming and outgoing edges for the vertices $\{v_1, \dots, v_{n-1}\}$. This assumption

is out of simplicity and not a requirement. If we had such a vertex with no incoming (resp. outgoing) edges, any flow corresponding to an edge in \mathcal{I}_i (resp. \mathcal{O}_i) would be zero. Therefore, we can always assume we are working modulo such vertices.

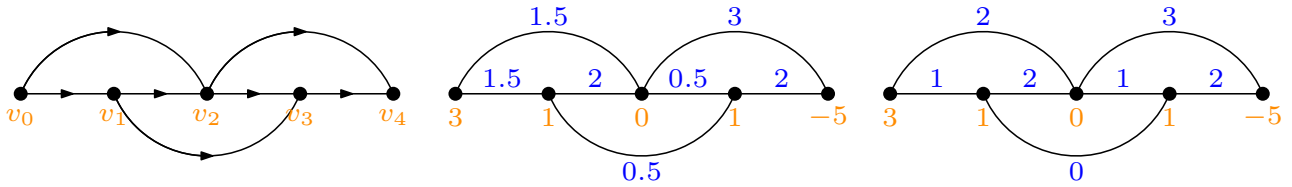


Figure 5.1 – The zigzag graph Zig_4 according to our notation and a pair of $(3, 1, 0, 1, -5)$ -flows on it. Only the one in the right is an integer flow.

Remark 5.1.3. For the reader who is not fond of working with graphs having multisets of edges, we remark that for our graphs, studying the multiedge case is equivalent to the single edges. Indeed, for a \mathbf{a} -flow f and a multiedge (v_i, v_j) of multiplicity k one can remove $k - 1$ multiplicities and replace them by the family of edges (v_{i-l}, v_{i-l+1}) and (v_{i-l}, v_j) for $l \in [1, k - 1]$ while shifting the indices of the vertices $\{v_z\}_{z \in [i-1]}$ accordingly. This transforms \mathbf{a} to a netflow \mathbf{a}^* by passing the netflow of v_i to $v_{i-(k-1)}$, assigning 0 netflow to all vertices $\{v_{i-l}\}_{l \in [0, k]}$ and all others remain the same. In this sense f is transformed to an \mathbf{a}^* -flow f^* where $f^*((v_{i-l}, v_j)) = f((v_i, v_j)_l)$ and $f^*((v_{i-l}, v_{i-(l-1)})) = f^*((v_{i-(l-1)}, v_{i-(l-2)})) + f^*((v_{i-(l-1)}, v_j))$ and all other edges e remain their original flow. See Figure 5.2 for an example of this. This is a particular case of [GHMY21, Cor.2.13].

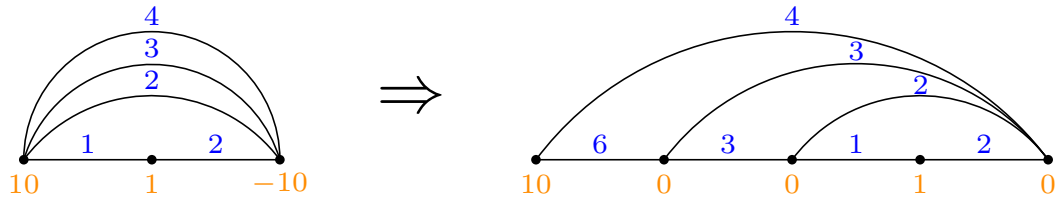


Figure 5.2 – A multiedged graph with a flow and its equivalent flow on a simple graph.

5.1.2 Flow Polytopes

Notice that in Definition 5.1.1 the admissible flows can be considered as points in $\mathbb{R}^{|E|}$. This begs for the following geometric definition.

Definition 5.1.4. Let G be a directed multigraph on n vertices with m edges and consider a netflow \mathbf{a} . Denote by X_G the multiset of vectors $\mathbf{e}_i - \mathbf{e}_j$ for each edge (v_i, v_j) in G where $i < j$ and by M the matrix with columns the vectors in X_G . The *flow polytope* of G with netflow \mathbf{a} is

$$\mathcal{F}_G(\mathbf{a}) := \{\mathbf{x} \in \mathbb{R}^m : M\mathbf{x} = \mathbf{a} \text{ and } \mathbf{x}_i \geq 0 \text{ for all } i \in [m]\}.$$

Since the points in this polytope correspond to nonnegative real flows on the edges of G , we usually use the following notation for describing the flow polytope

$$\mathcal{F}_G(\mathbf{a}) = \left\{ (f(e))_{e \in E(G)} : f \text{ is a } \mathbf{a}\text{-flow of } G \right\} \subset \mathbb{R}^m.$$

We denote by $\mathcal{F}_G^{\mathbb{Z}}(\mathbf{a})$ the set of integer \mathbf{a} -flows of G . Between all possible flows, the flows $\mathbf{d} := (0, d_1, \dots, d_{n-1}, -\sum_{i=1}^{n-1} d_i)$ where $d_i := \text{indeg}_i(G) - 1$ and $\mathbf{i} := \mathbf{e}_0 - \mathbf{e}_n = (1, 0, \dots, 0, -1)$ are of particular interest to us. Since any \mathbf{i} -flow of G corresponds to a route R of G , we denote such flow by the indicator function $\mathbb{1}_R$ where $\mathbb{1}_R(e) = \begin{cases} 1 & \text{if } e \in R, \\ 0 & \text{otherwise.} \end{cases}$

Example 5.1.5. Some examples of polytopes that are integrally equivalent to $\mathcal{F}_G(\mathbf{i})$ include:

- the simplex Δ_{n-1} when G is the graph with vertex set $\{v_0, v_1\}$ and the multiedge (v_0, v_1) with multiplicity n ,
- the cube Cube_{n-1} when G is the graph with vertex set $\{v_0, \dots, v_n\}$ and each multiedge (v_i, v_{i+1}) for $i \in [0, n-1]$ has multiplicity 2,
- the type A Chan-Robbins-Yuen polytope ($CRY(n)$ [CRY98], [CR99]) when G is the complete graph K_{n+1} ,
- all order polytopes of strongly planar posets. We refer the reader to [MMS19, §3.3] for the construction of the corresponding graph.

Figure 5.3 contains instances of each of these graphs.

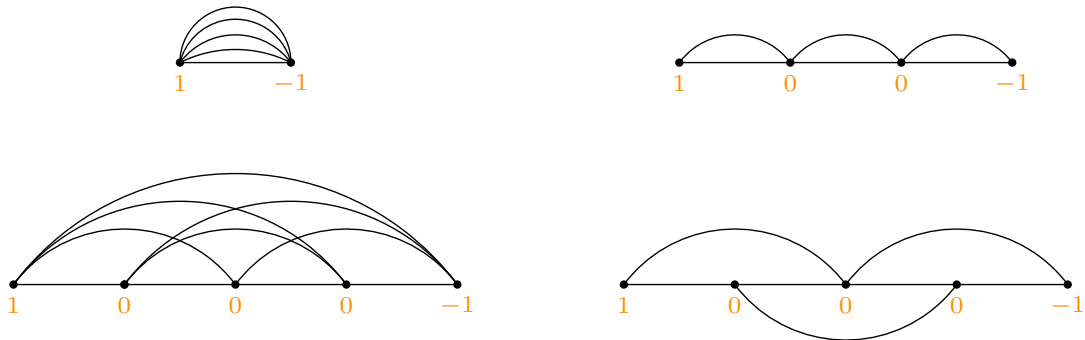


Figure 5.3 – The graphs G whose respective flow polytopes $\mathcal{F}_G(\mathbf{i})$ are respectively integrally equivalent to Δ_4 (top left), Cube_2 (top right), $CRY(4)$ (bottom left), and $\mathcal{O}(P)$ where P is the chain on 3 elements (bottom right).

Flow polytopes have plenty of interesting properties. Here we present just a few that are pertinent for our work. For a deeper dive we recommend [GS78a], [RH70], [FRD71], and [Hil03]. Before that, we introduce some notation on paths within our graphs.

Definition 5.1.6. A *path* of a graph G is a connected sequence of edges. That is, a sequence of the form $((v_{k_0}, v_{k_1}), (v_{k_1}, v_{k_2}), \dots, (v_{k_l}, v_{k_{l+1}}))$, with $k_0 < k_1 < k_2 < \dots < k_l < k_{l+1}$. A maximal path of G is said to be a *route* of G .

Remark 5.1.7. For the context of this thesis and due to the specifications of Definition 5.1.1 all routes of G start at the source v_0 and end at the unique sink v_n .

Proposition 5.1.8 ([Hil03, Lem.2.1]). The flow polytope $\mathcal{F}_G(\mathbf{a})$ is the convex polytope

$$\mathcal{F}_G(\mathbf{a}) = \text{conv} \left((f(e))_{e \in E(G)} : \text{supp}(f) \text{ contains no (undirected) cycles} \right).$$

In the particular case of the netflow \mathbf{i} one obtains that $\mathcal{F}_G(\mathbf{i})$ is a 0/1-polytope in the following way.

Proposition 5.1.9 ([GS78a, Cor.3.1]).

$$\mathcal{F}_G(\mathbf{i}) = \text{conv} \left((\mathbb{1}_R(e))_{e \in E(G)} : R \text{ is a route of } G \right).$$

See Figure 5.4 for an example.

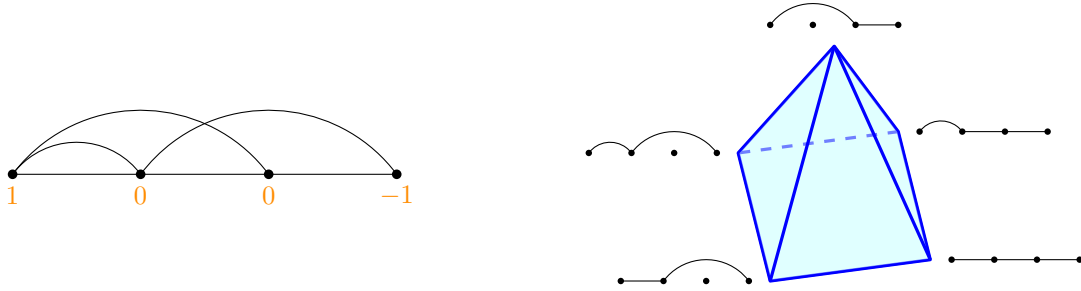


Figure 5.4 – A graph G and its flow polytope $\mathcal{F}_G(\mathbf{i})$. Each vertex of the flow polytope is labeled by the route that it corresponds to. Figure adapted from [MMS19].

Proposition 5.1.10 ([BV08, §.1.1]). The flow polytope $\mathcal{F}_G(\mathbf{a})$ has dimension $|E| - |V| + 1$.

Our flow polytopes have a particular connection with the root systems of Coxeter groups when describing their volumes and Ehrhart functions. We present it here making use of the following definition.

Definition 5.1.11 ([MM19, Eq.2.3]). The *Kostant partition function* $K_G : \mathbb{Z}^{n+1} \rightarrow \mathbb{Z}$ is the function

$$K_G(\mathbf{a}) := \left| \left\{ (b_i)_{i \in [m]} : \sum_{i \in [m]} b_i \mathbf{v}_i = \mathbf{a} \text{ and } b_i \in \mathbb{Z}_{\geq 0} \right\} \right|$$

where $m := |E|$ and $\{\mathbf{v}_1, \dots, \mathbf{v}_m\}$ is the multiset of vectors corresponding to the multiset of edges of G under the map sending an edge (v_i, v_j) to the vector $\mathbf{e}_i - \mathbf{e}_j$. Equivalently, the Kostant partition function counts the number of ways to express \mathbf{a} as a linear combination of positive type A roots with coefficients in \mathbb{N} .

Proposition 5.1.12 ([Pos14],[Sta00],[BV08]). Let G be a graph on vertices $\{v_0, \dots, v_n\}$ and denote $d_i = \text{indeg}_i(G) - 1$. The normalized volume of the flow polytope $\mathcal{F}_G(\mathbf{i})$ can be expressed as

$$\text{vol}(\mathcal{F}_G(\mathbf{i})) = K_G\left(0, d_1, \dots, d_{n-1}, -\sum d_i\right).$$

Example 5.1.13. Taking G as the graph in Figure 5.4, we have that $\text{vol}(\mathcal{F}_G(\mathbf{i})) = 2$. This coincides with the fact that $K_G(0, 1, 1, -2) = 2$ as $(0, 1, 1, -2)$ can be expressed either as $(\mathbf{e}_2 - \mathbf{e}_4) + (\mathbf{e}_3 - \mathbf{e}_4)$ or $(\mathbf{e}_2 - \mathbf{e}_3) + 2(\mathbf{e}_3 - \mathbf{e}_4)$.

Proposition 5.1.14 ([Sta00]). The amount of integer points in the $\mathcal{F}_G(\mathbf{i})$ is $K_G(\mathbf{i})$. Moreover, the Ehrhart polynomial of the flow polytope $\mathcal{F}_G(\mathbf{i})$ is given by $L_{\mathcal{F}_G(\mathbf{i})}(t) = K_G(t, 0, \dots, 0, -t)$.

Although Propositions 5.1.12 is defined for the basic netflow $\mathbf{i} = (1, 0, \dots, 0, -1)$, the general case can be seen to decompose nicely using the Kostant partition formula.

Definition 5.1.15. Let \mathbf{b} and \mathbf{c} be two weak compositions of an integer $N > 0$. We say that \mathbf{b} *dominates* \mathbf{c} if $\sum_{i=1}^k b_i \geq \sum_{i=1}^k c_i$. We denote the *dominance order* by $\mathbf{b} \succeq \mathbf{c}$. Let $\binom{m}{k} = \binom{m+k-1}{k}$ be the number of multisets of $[m]$ of size k .

Theorem 5.1.16 ([BV08, Thm.39]). Consider a graph G with vertices $\{v_0, \dots, v_n\}$ and a netflow $\mathbf{a} \in \mathbb{Z}^{n+1}$. Let $d_j = \text{indeg}_j(G) - 1$ (resp. $o_j = \text{outdeg}_j(G) - 1$) and $m := |E|$. The volume and Kostant partition functions of $\mathcal{F}_G(\mathbf{a})$ decompose as

$$\begin{aligned} \text{vol}(\mathcal{F}_G(\mathbf{a})) &= \sum_{\mathbf{j}} \binom{m-n}{j_0, \dots, j_{n-1}} a_0^{j_0} \cdots a_{n-1}^{j_{n-1}} K_G(j_0 - o_0, \dots, j_{n-1} - o_{n-1}, 0), \\ K_{\mathcal{F}_G(\mathbf{a})} &= \sum_{\mathbf{j}} \binom{a_0 + o_0}{j_1} \cdots \binom{a_{n-1} + o_{n-1}}{j_{n-1}} K_G(j_0 - o_0, \dots, j_{n-1} - o_{n-1}, 0) \\ &= \sum_{\mathbf{j}} \binom{a_0 - d_0}{j_0} \cdots \binom{a_{n-1} - d_{n-1}}{j_{n-1}} K_G(j_0 - o_0, \dots, j_{n-1} - o_{n-1}, 0) \end{aligned}$$

where the sums go over all weak compositions \mathbf{j} of $m-n$ such that $\sum_{i=0}^k j_i \geq \sum_{i=0}^k o_i$ for all $i \in [0, n-1]$. These are known as the *Baldoni–Vergne–Lidskii formulas*.

Remark 5.1.17. The Baldoni–Vergne–Lidskii formulas describe a subdivision technique on $\mathcal{F}_G(\mathbf{a})$ (see Subsection 5.1.4). In [MM19] it was shown that the composition \mathbf{j} of each summand represents a type of cell of said subdivision. In this way the Kostant partition function describes the number of times that type of cell appears in the subdivision and the binomial coefficients give its volume.

Example 5.1.18. Some interesting volumes of flow polytopes include:

- $\text{vol}(\mathcal{F}_{K_{n+1}}(\mathbf{i})) = \prod_{i=1}^{n-2} C_i$ where C_i is the i -th Catalan number.
- $\text{vol}(\mathcal{F}_{Zig_{n+1}}(\mathbf{i})) = E_{n-1}$ where E_n is the number of alternating permutations in \mathfrak{S}_n .
- $\text{vol}(\mathcal{F}_{Car_{n+1}}(\mathbf{i})) = C_{n-2}$ where Car_{n+1} is the caracol graph and C_{n-2} is a Catalan number.

The following is a geometrical result from which the geometrical reader is invited to derive extensions of Propositions 5.1.12 and 5.1.14 to any netflow \mathbf{a} .

Proposition 5.1.19 ([BV08, §3.4],[MM19, Prop.2.1]). Let G be a graph on $\{v_0, \dots, v_n\}$ and $\mathbf{a} \in \mathbb{Z}^{n+1}$ a netflow. Then

$$\mathcal{F}_G(\mathbf{a}) = \sum_{i=0}^{n-1} a_i \mathcal{F}_G(\mathbf{e}_i - \mathbf{e}_n).$$

We finish with a crucial relation between flow polytopes and Cayley embeddings.

Definition 5.1.20. Let G be a graph on $\{v_0, \dots, v_n\}$. The graph G^* is the graph obtained from G by adding a vertex v^* and edges (v^*, v_i) for $i \in [0, n-1]$. See Figure 5.5 for an example.

Proposition 5.1.21 ([MM19, Prop.7.2]). The flow polytope $\mathcal{F}_{G^*}(\mathbf{e}_0 - \mathbf{e}_{n+1})$ is the Cayley embedding $\mathcal{C}(\mathcal{F}_G(\mathbf{e}_0 - \mathbf{e}_n), \dots, \mathcal{F}_G(\mathbf{e}_{n-1} - \mathbf{e}_n))$.

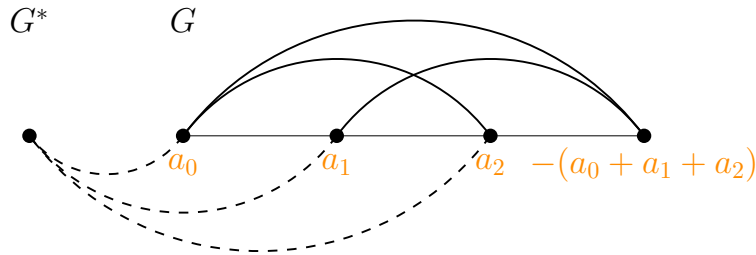


Figure 5.5 – The construction of the graph G^* whose flow polytope is the Cayley embedding of flow polytopes from G . Figure based on [MM19].

Proposition 5.1.22. Let G be a graph on $\{v_0, \dots, v_n\}$. The flow polytope $\mathcal{F}_G(\mathbf{e}_0 - \mathbf{e}_n)$ is the Cayley embedding of the flow polytopes $\mathcal{F}_G(\mathbf{e}_i - \mathbf{e}_n)$ for the $i \in [n]$ such that G has an edge (v_0, v_i) .

We now move on to the main property of flow polytopes that is of use for our work which is how they can be subdivided into smaller polytopes. We present the techniques of two such subdivisions coming from [DKK12] and [Sta00].

5.1.3 DKK Triangulations

For the first subdivision let us define a way to compare routes by inducing a partial order on routes from an order on in-coming and out-going edges of the vertices of G . We base our presentation on [DKK12].

Definition 5.1.23. Let G be a graph on $\{v_0, \dots, v_n\}$. A *framing* of G is a choice of linear orders $\preceq_{\mathcal{I}_i}$ and $\preceq_{\mathcal{O}_i}$ on the sets of incoming and outgoing edges for each vertex v_i where $i \in [n-1]$. When G is endowed with such a framing \preceq , we say that G is *framed*. For an edge $e = (v_i, v_j)$ we denote by $\mathcal{I}(e)$ (resp. $\mathcal{O}(e)$) the position of the edge e in the framing order $\preceq_{\mathcal{I}_i}$ (resp. $\preceq_{\mathcal{O}_i}$).

Definition 5.1.24. Let P, Q be two routes of G that contain vertices v_i and v_j . We denote by Pv_i the prefix of P that ends at v_i , v_iP the suffix of P that starts at v_i and v_iPv_j the subroute of P that starts at v_i and ends at v_j .

Let \prec be a framing of G and consider v_iP, v_iQ (res. Pv_i, Qv_i) a pair of paths between v_i and v_n (resp. between v_0 and v_i) which coincide from v_i until a minimal vertex v_j (resp. from a maximal vertex v_j until v_i) (possibly $i = j$). Denote by e_P and e_Q the corresponding edges in P and Q with starting (resp. ending) vertex v_j . We say that $v_iP \preceq v_iQ$ if $e_P \preceq_{\mathcal{O}_j} e_Q$ (resp. $Pv_i \preceq Qv_i$ if $e_P \preceq_{\mathcal{I}_j} e_Q$).

Definition 5.1.25. Consider G to be a graph with framing \prec . Let P and Q be routes of G that share a subroute between the vertices v_i and v_j . We say that P and Q are *conflicting routes* at $[v_i, v_j]$ (possibly $v_i = v_j$) if the initial paths Pv_i and Qv_i are ordered different relative to the paths v_iP and v_iQ with respect to \prec . In the case that P and Q have no conflict in any common subroute we say that P and Q are *coherent routes*.

See Figure 5.6 for an example of coherent and conflicting routes on a framed graph.



Figure 5.6 – A framed graph with a pair of coherent (left) and conflicting (right) routes. Only 1 route is bolded.

Remark 5.1.26. Notice that one could define framing orders for v_0 (resp. v_n) but since this vertex has no incoming (resp. outgoing) edges, checking for coherence is trivially true and thus not necessary. For completeness, we say that $\mathcal{O}_1(e) = 0$ (resp. $\mathcal{I}_n(e) = 0$) for any starting (resp. final) edge.

Definition 5.1.27. Let (G, \preceq) be a framed graph. We call a set of mutually coherent routes of G a *clique*. We denote by $\text{Cliques}(G, \preceq)$ the set of cliques of (G, \preceq) , and $\text{MaxCliques}(G, \preceq)$ the set of maximal collection of cliques under inclusion. If a route P is coherent with all other routes of G we say that P is *exceptional*.

Remark 5.1.28. Notice that the coherence relation between routes is reflexive and symmetric but not transitive. Take all the routes given in Figure 5.7 for a particular framed graph. The maximal cliques in this case are $\{R_1, R_2, R_3, R_5\}$ and $\{R_1, R_2, R_4, R_5\}$. Notice that although R_1 is coherent with both R_3 and R_4 , they are not coherent as they have a conflict in the inner vertex. The routes R_1, R_2 , and R_5 are all exceptional routes.

Definition 5.1.29. Given the flow polytope $\mathcal{F}_G(\mathbf{i})$ and a clique $C \in \text{Cliques}(G, \preceq)$, we define the simplex Δ_C corresponding to C as

$$\Delta_C = \text{conv} \left((\mathbb{1}_R(e))_{e \in E} : R \text{ is a route in } C \right).$$

Proposition 5.1.30 ([DKK12, Thm.1 & 2]). Given a graph G with framing \preceq , the set of simplices $\{\Delta_C : C \in \text{MaxCliques}(G, \preceq)\}$ form a regular triangulation of $\mathcal{F}_G(\mathbf{i})$. We refer to this triangulation as the *DKK triangulation* and denote it by $\text{Triang}_{DKK}(G, \preceq)$.

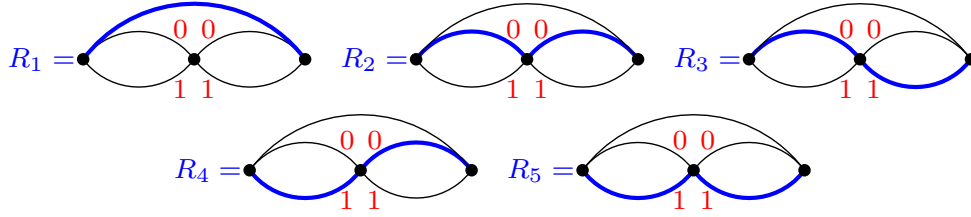


Figure 5.7 – All possible routes (bolded in blue) of a framed graph.

For the regularity of $\text{Triang}_{DKK}(G, \preceq)$, the authors in [DKK12] gave the following condition for a height function to be admissible where $P + Q$ denotes the union of the edges of the routes P and Q .

Proposition 5.1.31 ([DKK12, Lem.2]). Let (G, \preceq) be a framed graph. A function h from the routes of G to \mathbb{R} is an admissible height function of $\text{Triang}_{DKK}(G, \preceq)$ if for any two non-coherent routes P and Q there exist routes P' and Q' such that $P + Q = P' + Q'$ and

$$h(P) + h(Q) > h(P') + h(Q'). \quad (5.2)$$

We refine the condition on the non-coherence to make it necessary and sufficient. For that we need the following definition.

Definition 5.1.32. Let (G, \preceq) be a framed graph and P, Q a pair of conflicting routes at the subroutes $[v_{i_1}, v'_{i_1}], \dots, [v_{i_k}, v'_{i_k}]$, where $i_1 \leq i'_1 < i_2 \leq i'_2 \dots < i_k \leq i'_k$. We call the *resolvents* of P and Q the paths P' and Q' defined as

$$\begin{aligned} P' &:= P v_{i_1} Q v_{i_2} P v_{i_3} \dots, \\ Q' &:= Q v_{i_1} P v_{i_2} Q v_{i_3} \dots \end{aligned}$$

where $P v_{i_1} Q v_{i_2} P v_{i_3} \dots$ denotes the concatenation of the subroutes $P v_{i_1}, v_{i_1} Q v_{i_2}, v_{i_2} P v_{i_3}, \dots$ finishing with $v_{i_k} P$ or $v_{i_k} Q$ depending on the parity of k .

We say that P and Q are in *minimal conflict* if they are in conflict in exactly one subroute $[v_i, v_j]$ and the edges of P and Q that end at v_i (resp. start at v_j) are adjacent for the total order $\preceq_{\mathcal{I}_i}$ (resp. $\preceq_{\mathcal{O}_j}$).

See Figure 5.8 for an example of the resolvents of a minimal conflict.



Figure 5.8 – Two routes with a minimal conflict (left) and their resolvents (right). Only 1 route is bolded.

Lemma 5.1.33 ([GMP⁺23a, Lem.5.4]). Let (G, \preceq) be a framed graph. A function h from the routes of G to \mathbb{R} is an admissible height function of $\text{Triang}_{DKK}(G, \preceq)$ if and only if for any two non-coherent routes P and Q with resolvents P' and Q' we have

$$h(P) + h(Q) > h(P') + h(Q'). \quad (5.3)$$

Proof. The proof of Proposition 5.1.31 works the same when P' and Q' are the resolvents of P and Q as the resolvents are always coherent not only between themselves but also with P and Q . We thus omit this direction. Suppose that h is an admissible height function for $\text{Triang}_{DKK}(G, \preceq)$ and consider P and Q two non-coherent routes with resolvents P' and Q' . As P' and Q' are coherent, they are part of at least one clique and $\mathbf{p}' = (\mathbf{1}_{P'}(e))_{e \in E}$ and $\mathbf{q}' = (\mathbf{1}_{Q'}(e))_{e \in E}$ are the vertices of an edge of $\text{Triang}_{DKK}(G, \preceq)$. Letting \mathbf{p} and \mathbf{q} be the corresponding points to the routes P and Q , we have that the point $(c) = \frac{1}{2}(\mathbf{p}' + \mathbf{q}') = \frac{1}{2}(\mathbf{p} + \mathbf{q})$ is in the edge $[\mathbf{p}', \mathbf{q}']$. As this edge must be lifted to a lower face of the lift of $\mathcal{F}_G(\mathbf{i})$ via the admissible function h we have that $h(P) + h(Q) > h(P') + h(Q')$. \square

Using minimal conflicts we can make this statement stronger.

Lemma 5.1.34 ([GMP⁺23a, Lem.5.5]). Let (G, \preceq) be a framed graph. A function h from the routes of G to \mathbb{R} is an admissible height function of $\text{Triang}_{DKK}(G, \preceq)$ if and only if for any two non-coherent routes P and Q in minimal conflict with resolvents P' and Q' we have

$$h(P) + h(Q) > h(P') + h(Q'). \quad (5.4)$$

Proof. Let h be a function from the routes of G to \mathbb{R} such that for any minimal conflict between two routes P and Q with resolvents P' and Q' , we have $h(P) + h(Q) > h(P') + h(Q')$. From Lemma 5.1.33 we only need to show that for any two conflicting routes P and Q , there exist routes P' and Q' such that $P + Q = P' + Q'$ and $h(P) + h(Q) > h(P') + h(Q')$. We proceed by induction on the number of conflicts between P and Q .

First, suppose that P and Q are conflicting at exactly one subroute $[v_i, v_j]$. Let $e_1 := e_P$ and $e_k := e_Q$ be the respective edges of P and Q that end at v_i and e_i for $i \in [2, k-1]$ be all the other edges of G such that we have $\mathcal{I}(e_1) < \mathcal{I}(e_2) < \dots < \mathcal{I}(e_k)$. Letting $R_1 := Pv_i$ and $R_k := Qv_i$, we define the partial routes R_i (resp. S_i) for $i \in [2, k-1]$ from right to left and from 1 to $k-1$. The starting step is the ending edge which is already determined. At step i we can choose any other edge unless we arrive at a vertex common to a previously built partial route. In this case we must choose the same edges as in this partial route. This gives $Pv_i = R_1 \prec R_2 \prec \dots \prec R_k = Qv_i$ and a similar construction gives $v_jQ = S_1 \prec S_2 \prec \dots \prec S_l = v_jP$.

With this for any $x \in [k-1]$ and $y \in [l-1]$ we have that the routes $R_xv_iPv_jS_{y+1}$ and $R_{x+1}v_iPv_jS_y$ are in minimal conflict, with resolvents $R_xv_iPv_jS_y$ and $R_{x+1}v_iPv_jS_{y+1}$. Our assumption on the height function h implies the inequality:

$$h(R_xv_iPv_jS_{y+1}) + h(R_{x+1}v_iPv_jS_y) > h(R_xv_iPv_jS_y) + h(R_{x+1}v_iPv_jS_{y+1}). \quad (5.5)$$

Adding all these inequalities for all $x \in [k-1]$ and $y \in [l-1]$ we have that all terms of the form $h(R_xv_iPv_jS_y)$ cancel out by pairs except for the pairs $(x, y) \in \{(1, 1), (k, t), (1, t), (k, 1)\}$. This gives us the inequality

$$h(P) + h(Q) = h(R_1v_iPv_jS_t) + h(R_kv_iPv_jS_1) > h(R_1v_iPv_jS_1) + h(R_kv_iPv_jS_t) = h(P') + h(Q'),$$

where P' and Q' are the resolvents of P and Q as we wished.

For the induction step suppose that h satisfies $h(P) + h(Q) > h(P') + h(Q')$ where P and Q are conflicting routes with at most n conflicts and resolvents P', Q' . Let P and Q be conflicting routes

with $n + 1$ conflicts at the subroutes $[x_1, y_1], \dots, [x_{n+1}, y_{n+1}]$. Since the routes P and Px_1Q (resp. Q and Qx_1P) have n conflicts and their resolvents are $Px_1P' = P'$ and Px_1Q' (Qx_1P' and $Q'x_1Q = Q'$), the induction hypothesis gives us the inequalities

$$\begin{aligned} h(P) + h(Px_1Q) &> h(P') + h(Px_1Q'), \\ h(Q) + h(Qx_1P) &> h(Qx_1P') + h(Q'). \end{aligned}$$

Now notice that the routes P and Qx_1P' only have one conflict and their resolvents are P' and Qx_1P . Therefore, we also have the inequalities

$$\begin{aligned} h(P) + h(Qx_1P') &> h(P') + h(Qx_1P), \\ h(Q) + h(Px_1Q') &> h(Px_1Q) + h(Q'). \end{aligned}$$

Adding up these four inequalities yields

$$h(P) + h(Q) > h(P') + h(Q'). \quad \square$$

After obtaining a condition for the height function h to be admissible on $\text{Triang}_{DKK}(G, \preceq)$, the authors of [DKK12] constructed an explicit height function as follows.

Definition 5.1.35. Let P be a route in a framed graph (G, \preceq) given by the edges e_{i_1}, \dots, e_{i_k} and $\varepsilon > 0$ sufficiently small. The height h_ε of P is defined as

$$h_\varepsilon(P) := \sum_{1 \leq a < c \leq k} \varepsilon^{c-a} (\mathcal{I}(e_a) + \mathcal{O}(e_c))^2.$$

Proposition 5.1.36 ([DKK12, Lem.3]). Let (G, \preceq) be a framed graph. The height function $h_\varepsilon(R)$ is an admissible height function for the triangulation $\text{Triang}_{DKK}(G, \preceq)$ of $\mathcal{F}_G(\mathbf{i})$.

5.1.4 Postnikov-Stanley Subdivisions

Another way to subdivide flow polytopes consists on dividing them into two polytopes that are integrally equivalent to other flow polytopes. We refer the curious reader (out of respect like other flow polytope papers do) to [Pos14] and [Sta00] for the birthing place of this subdivision. For an actual detailed view we recommend [MM13] and [MM19]. For this subsection we follow [MM19].

Definition 5.1.37. Let G be a graph on vertices $\{v_0, \dots, v_n\}$ with edges $(v_i, v_j), (v_j, v_k) \in E(G)$. The *basic reduction* is the creation of the graphs G_1 and G_2 on vertices $\{v_0, \dots, v_n\}$ and edges

$$\begin{aligned} E(G_1) &:= E(G) \setminus \{(v_j, v_k)\} \cup \{(v_i, v_k)\}, \\ E(G_2) &:= E(G) \setminus \{(v_i, v_j)\} \cup \{(v_i, v_k)\}. \end{aligned}$$

Proposition 5.1.38 ([Pos14],[Sta00],[MM19, Prop.3.1]). Let G be a graph on $\{v_0, \dots, v_n\}$ with a pair of edges e_1, e_2 on which the basic reduction can be done. Then we have

$$\mathcal{F}_G(\mathbf{a}) = \mathcal{P}_1 \cup \mathcal{P}_2 \quad \text{and} \quad \mathcal{P}_1^\circ \cap \mathcal{P}_2^\circ = \emptyset,$$

where \mathcal{P}_i is integrally equivalent to $\mathcal{F}_{G_i}(\mathbf{a})$ and \mathcal{P}° denotes the interior of the polytope \mathcal{P} .

Figure 5.9 contains an illustration of the basic reduction.

The repeated use of basic reductions (called a *compounded reduction*) on G together with some extra conditions on when one discards a resulting graph yields a triangulation of $\mathcal{F}_G(\mathbf{a})$ called a *Postnikov-Stanley triangulation*. Indeed, at the end of a compounded reduction one obtains multi-graphs with edges of the form (v_i, v_n) for $i \in [0, n - 1]$. Like in Example 5.1.5, the flow polytopes of these graphs are simplices of the highest dimension.

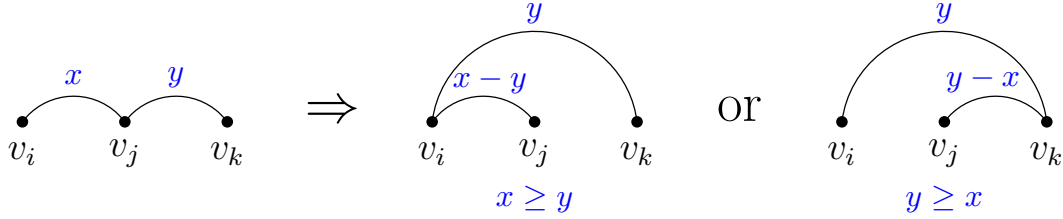


Figure 5.9 – The basic reduction of flow polytopes. Figure based on [MM19].

The choosing on the vertices or the pairs of edges taken for each step of the compounded reductions can change the final triangulation. In [MMS19] it was shown that Postnikov-Stanley triangulations coincided in certain cases with DKK triangulations by doing a compounded reduction following the framing of G . The triangulations obtained like this are called *framed Postnikov-Stanley triangulations*. In our interest, this includes the case of $\mathcal{F}_G(\mathbf{i})$ which we now present.

Definition 5.1.39. Let (G, \preceq) be a framed graph with netflow \mathbf{d} . We define the function $\Omega_{G, \preceq}$ between the maximal cliques $\text{MaxCliques}(G, \preceq)$ and the integer flows of $\mathcal{F}_G(\mathbf{d})$ as

$$\Omega_{G, \preceq}(C) := (n_C(e) - 1)_{e \in E(G)}$$

where $n_C(v_i, v_j) := |\{P \in C : (v_i, v_j) \text{ is in the prefix } Pv_j\}|$.

Proposition 5.1.40 ([MMS19, Thm 7.8]). Given a framed graph (G, \preceq) , the map $\Omega_{G, \preceq}$ is a bijection between maximal cliques in $\text{MaxCliques}(G, \preceq)$ and integer flows in $\mathcal{F}_G(\mathbf{d})$.

As a direct consequence of Proposition 5.1.40 we get the following result.

Proposition 5.1.41. For a graph G and netflow $\mathbf{d} := (0, d_1, \dots, d_{n-1}, -\sum_i d_i)$ where $d_i = \text{indeg}_i(G) - 1$, we have that

$$\text{vol}(\mathcal{F}_G(\mathbf{i})) = |\mathcal{F}_G(\mathbf{d})|.$$

5.2 Tropical Geometry

We now move on to describe the bases of tropical geometry and an application of this context to the Cayley trick. We follow heavily [Jos17] and [Jos21].

Definition 5.2.1. The *tropical semiring* of the min-plus algebra is the tuple $(\mathbb{T}, \odot, \oplus)$ formed by $\mathbb{T} := \mathbb{R} \cup \{\infty\}$ together with the min operation as the tropical addition \oplus and the usual addition $+$ as the tropical multiplication \odot . The additive identity is ∞ and the multiplicative identity is 0.

Definition 5.2.2. An n -variate tropical polynomial is a linear combination of tropical monomials with possibly negative exponents and appear as

$$F(\mathbf{x}) = \bigoplus_{\mathbf{m} \in I} c_{\mathbf{m}} \odot \mathbf{x}^{\mathbf{m}} = \min_{\mathbf{m} \in I} (c_{\mathbf{m}} + \langle \mathbf{m}, \mathbf{x} \rangle)$$

where I is a finite subset of \mathbb{Z}^n and $c_{\mathbf{m}} \in \mathbb{T}$. The *support* of a polynomial is the set $\text{supp}(F) = \{\mathbf{m} \in I : c_{\mathbf{m}} \neq \infty\}$. The *degree* of a monomial $x_1^{m_1} \cdots x_n^{m_n}$ is $\sum_{i=1}^n m_i$ and the *degree* of a polynomial F is the maximal degree of its monomials.

Remark 5.2.3. Notice that the support of a tropical polynomial can be seen as a point configuration on \mathbb{Z}^n equipped with a height function given by the coefficients $c_{\mathbf{m}}$. In the reverse direction, any lattice point configuration together with a lifting function determines a tropical polynomial. Thus, any interest of heightened point configurations can make use of tropical polynomials.

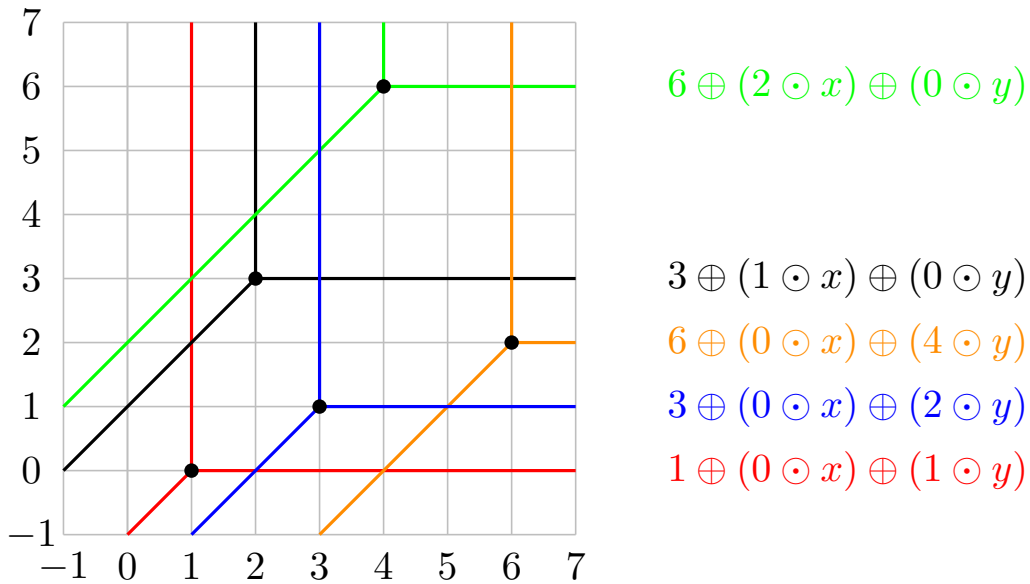


Figure 5.10 – The tropical hypersurfaces of several tropical polynomials.

In \mathbb{R} hypersurfaces of varying degree come from seeing where polynomials vanish. In the tropical setting of \mathbb{T} this is recontextualized by looking at where the minimum of a tropical polynomial is attained at least twice.

Definition 5.2.4. The *tropical hypersurface* determined by F is the set

$$\mathcal{T}(F) := \{\mathbf{x} \in \mathbb{R}^n : \text{the minimum of } F(\mathbf{x}) \text{ is attained at least twice}\}.$$

Several tropical hypersurfaces are illustrated in Figure 5.10.

Proposition 5.2.5. For tropical polynomials F_1, \dots, F_k we have that

$$\mathcal{T}\left(\bigodot_{i \in [k]} F_i\right) = \bigcup_{i \in [k]} \mathcal{T}(F_i).$$

5.2.1 Polyhedral Constructions

Tropical geometry is of particular use to us since it has a deep relation with polyhedral geometry. In this section we describe two polyhedral constructions we need as tools called the dome and the Newton polytope of a tropical polynomial. We begin with the following crucial remark.

Remark 5.2.6. Notice that as $F(\mathbf{x})$ consists only of linear combinations and minima, $\mathcal{T}(F)$ is an $n - 1$ -polyhedral complex.

Definition 5.2.7. For a tropical polynomial F , its *dome* is the unbounded $n + 1$ -polyhedron

$$\begin{aligned} \mathcal{D}(F) &:= \{(\mathbf{x}, s) \in \mathbb{R}^{n+1} : \mathbf{x} \in \mathbb{R}^n, s \in \mathbb{R}, s \leq F(\mathbf{x})\} \\ &= \bigcap_{\mathbf{x} \in \text{supp}(F)} \{(\mathbf{p}, s) \in \mathbb{R}^{n+1} : s \leq c_{\mathbf{m}} + \langle \mathbf{m}, \mathbf{x} \rangle\}. \end{aligned}$$

The dome helps us as it recovers in the polyhedral setting the geometry of the tropical hypersurface.

Proposition 5.2.8 ([Jos21, Cor. 1.6]). The tropical hypersurface $\mathcal{T}(F)$ is the image of the $n - 1$ -skeleton of its dome $\mathcal{D}(F)$ under the projection that forgets the last coordinate.

In other words, if F is an n -variate polynomial, $\mathcal{T}(F)$ is a $(n - 1)$ -dimensional polyhedral complex and the connected components of its complement are projections of the relative interiors of facets of the dome $\mathcal{D}(F)$. In particular, each facet of the dome corresponds to a tropical monomial $x_1^{a_1} \cdots x_n^{a_n}$ and the edges correspond to when the minimum is shared between two monomials. See Figure 5.11 (left) for an example.

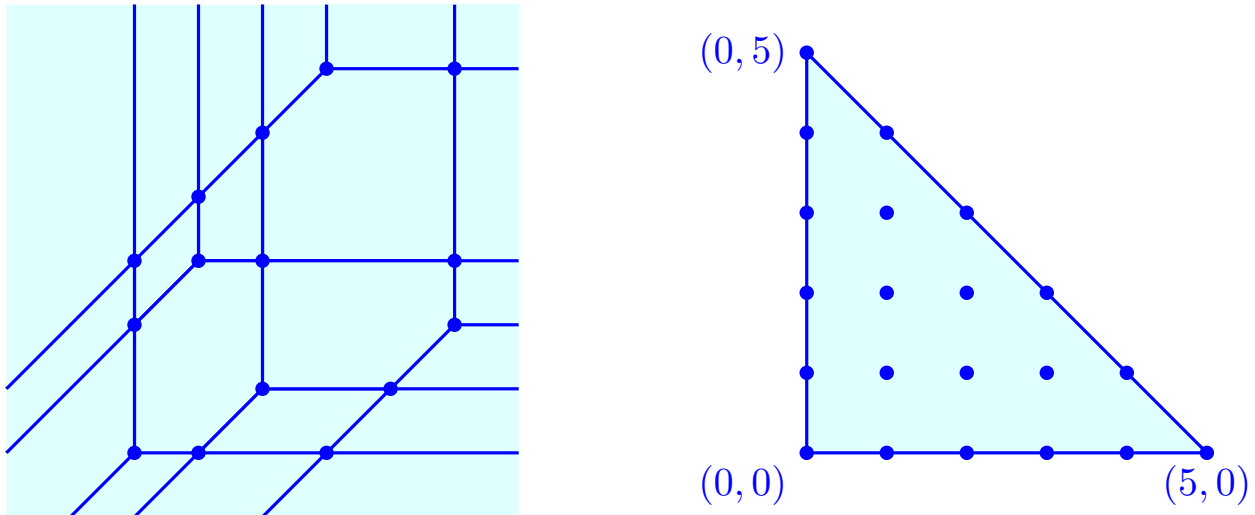


Figure 5.11 – The orthogonal projection of the facets of $\mathcal{D}(F)$ (left) and $\mathcal{N}(F)$ (right) where F is the product of the tropical polynomials in Figure 5.10.

The second polytope related to tropical polynomials is the Newton polytope associated to the support points of F . See Figure 5.11 (right) for the Newton polytope of our running example.

Definition 5.2.9. Given a tropical polynomial $F(x)$, the convex hull of its support is called the *Newton polytope* of F . That is,

$$\mathcal{N}(F) := \text{conv} \left(\mathbf{m} \in \mathbb{Z}^d : \mathbf{m} \in \text{supp}(F) \right).$$

The *extended Newton polytope* corresponds to the Minkowski sum

$$\begin{aligned} \widetilde{\mathcal{N}}(F) &:= \text{conv} \left((\mathbf{m}, r) \in \mathbb{Z}^d \times \mathbb{R} : \mathbf{m} \in \text{supp}(F), r \geq c_{\mathbf{m}} \right) \\ &= \text{conv} \left((\mathbf{m}, c_{\mathbf{m}}) \in \mathbb{Z}^d \times \mathbb{R} : \mathbf{m} \in \text{supp}(F) \right) + \text{cone}(\mathbf{e}_{n+1}). \end{aligned}$$

Following Remark 5.2.3, consider $\text{supp}(F)$ as a point configuration. The projection downwards of the faces of $\widetilde{\mathcal{N}}(F)$ is a regular subdivision of the Newton polytope $\mathcal{N}(F)$ called the *dual subdivision* and denoted as $\mathcal{S}(F)$.

Remark 5.2.10. Notice that the product of tropical monomials is

$$\begin{aligned} F(\mathbf{x}) &= \bigodot_{i \in [k]} F_i(\mathbf{x}) = \bigodot_{i \in [k]} \bigoplus_{\mathbf{m}^i \in I_i} c_{\mathbf{m}^i} \odot \mathbf{x}^{\mathbf{m}^i} \\ &= \bigoplus_{\mathbf{M} \in \mathcal{I}} \bigodot_{i \in [k]} c_{\mathbf{m}^i} \odot \mathbf{x}^{\mathbf{m}^i} = \bigoplus_{\mathbf{M} \in \mathcal{I}} c_{\mathbf{m}^1} + \cdots + c_{\mathbf{m}^k} \odot \mathbf{x}^{\mathbf{m}^1 + \cdots + \mathbf{m}^k} \end{aligned}$$

where $I_i \subset \mathbb{Z}^n$, $\mathcal{I} = I_1 \times \cdots \times I_k$ and $\mathbf{M} = (\mathbf{m}^1, \dots, \mathbf{m}^k)$. Thus, for the product of tropical polynomials $F = \bigodot_{i \in [k]} F_i$, the corresponding Newton polytope is

$$\mathcal{N}(F) = \mathcal{N}(F_1) + \cdots + \mathcal{N}(F_k).$$

Moreover, abusing the notation of Minkowski sums, we have that $\text{supp}(F) = \text{supp}(F_1) + \cdots + \text{supp}(F_k)$.

It turns out that the dome and the Newton polytope of tropical polynomials are actually dual constructions. Moreover, our constructions $\mathcal{T}(F)$, $\mathcal{D}(F)$, $\mathcal{N}(F)$ and $\mathcal{S}(F)$ are related in the following way.

Proposition 5.2.11 ([Jos21, Thm.1.13]). Let F be an n -variate tropical polynomial.

- The faces of the dome $\mathcal{D}(F)$ have an inclusion-reversing bijection with the bounded faces of the extended Newton polytope $\widetilde{\mathcal{N}}(F)$.
- The orthogonal projection of the proper faces of $\widetilde{\mathcal{N}}(F)$ give the cells of the dual subdivision $\mathcal{S}(F)$.
- The k -dimensional cells of $\mathcal{T}(F)$ are in bijection with the $(n - k)$ -dimensional cells of $\mathcal{S}(F)$ for $0 \leq k < n$.

In particular, take notice that the bijection of Proposition 5.2.11 sends a vertex $\mathbf{m} \in \mathcal{N}(F)$ to the region $\left\{ \mathbf{x} \in \mathbb{R}^n \mid c_{\mathbf{m}} + \langle \mathbf{m}, \mathbf{x} \rangle = \min_{\mathbf{m}' \in I} \left(c_{\mathbf{m}'} + \langle \mathbf{m}', \mathbf{x} \rangle \right) \right\}$, and a cell of \mathcal{S} to the intersection of the regions corresponding to its vertices. See Figure 5.12 for an example. Due to the dual nature of Proposition 5.2.11 we say that $\mathcal{S}(\mathcal{F})$ is the *tropical dual* of $\mathcal{T}(F)$.

We go a step further and restrict Proposition 5.2.11 to the bounded cells of $\mathcal{T}(F)$.

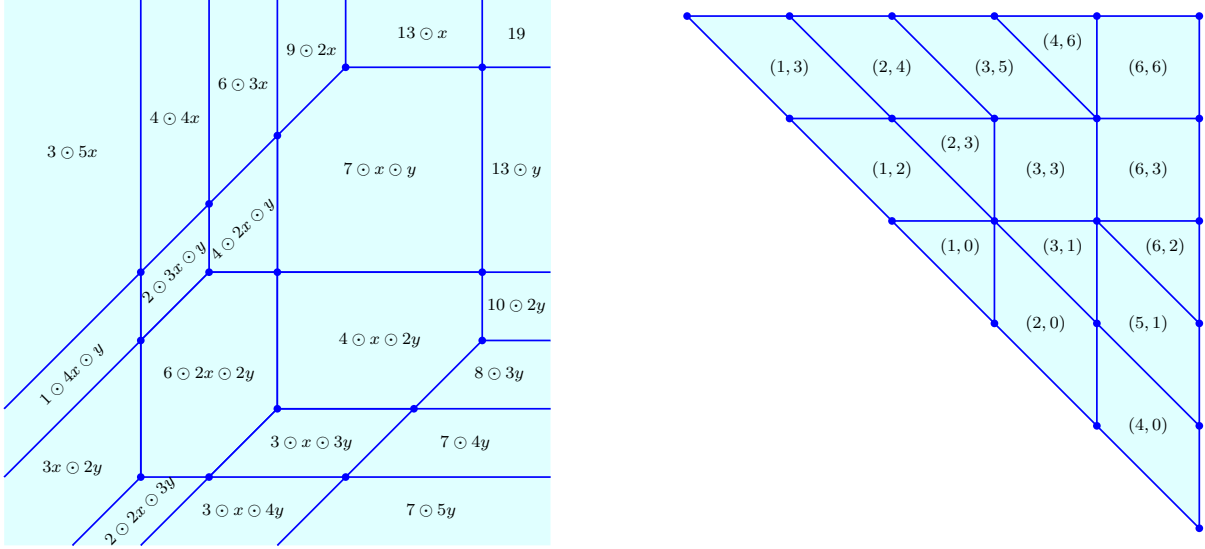


Figure 5.12 – The orthogonal projection of $\mathcal{D}(F)$ (left) with regions labeled by the respective dominant monomial and the (flipped) dual subdivision $\mathcal{S}(F)$ with cells labeled by their respective exponent in $\text{supp}(F)$ (right) where F is the multiplication of the tropical polynomials in Figure 5.10.

Lemma 5.2.12 ([GMP⁺23a, Lem.5.2]). The bijection of Proposition 5.2.11 restricts to a bijection between the bounded cells of $\mathcal{T}(F)$ and the interior cells of $\mathcal{S}(F)$.

Proof. Since $\mathcal{S}(F)$ is a regular subdivision of a polytope, it is a pure complex. Thus, we abuse the notation and call the $(d-1)$ -dimensional cells the facets of $\mathcal{S}(F)$. We first show the Lemma for the bounded edges of $\mathcal{T}(F)$ and the interior facets of $\mathcal{S}(F)$ in a fashion similar to the proof of [Jos21, Theorem 1.13]. Let \mathbf{e} be an edge of $\mathcal{T}(F)$, H its corresponding facet in \mathcal{S} via the bijection, and \tilde{H} its lift to $\tilde{\mathcal{N}}(F)$. We begin by characterizing these objects.

A point $\mathbf{x} \in \mathbf{e}$ exists if and only if the minimum $F(\mathbf{x})$ equals $c_{\mathbf{m}} + \langle \mathbf{m}, \mathbf{x} \rangle$ for each $\mathbf{m} \in H$. This means that taking $(\mathbf{x}, 1) := (x_1, \dots, x_n, 1)$, we have that the linear form $(\mathbf{x}, 1)$ attains its minimum on \tilde{H} and the vector $-(\mathbf{x}, 1)$ is in the normal cone of \tilde{H} . For H , and \tilde{H} , notice that since $\tilde{\mathcal{N}}(F)$ is Minkowski sum of a polytope and the ray cone(\mathbf{e}_{n+1}), a vector is normal to an unbounded face of $\tilde{\mathcal{N}}(F)$ if and only if its last coordinate is 0.

Suppose that \mathbf{e} is unbounded, that is, $\mathbf{e} = \mathbf{w} + \text{cone}(\mathbf{v})$ for some $\mathbf{v}, \mathbf{w} \in \mathbb{R}^d$. From before we have that for all $\lambda \in \mathbb{R}$, $-(\mathbf{w} + \lambda\mathbf{v}, 1)$ is in the normal cone of \tilde{H} . Taking the limit of $\lambda \rightarrow \infty$ of $-\left(\frac{1}{\lambda}\mathbf{w} + \mathbf{v}, \frac{1}{\lambda}\right)$ tells us that $-(\mathbf{v}, 0)$ is also in the normal cone of \tilde{H} . Thus, H is in the boundary of \mathcal{S} .

Reciprocally, if H is in the boundary of \mathcal{S} , it means that the normal cone of \tilde{H} in $\tilde{\mathcal{N}}(F)$ is a 2-dimensional cone whose extremal rays can be written $-\text{cone}((\mathbf{v}, 0))$ and $-\text{cone}((\mathbf{w}, 1))$, for some $\mathbf{v}, \mathbf{w} \in \mathbb{R}^d$. Since for any $\lambda \in \mathbb{R}_{>0}$, the vector $-(\mathbf{w} + \lambda\mathbf{v}, 1)$ is in this cone, for all $\lambda \in \mathbb{R}_{>0}$ we have that the point $\mathbf{w} + \lambda\mathbf{v}$ belongs to the edge \mathbf{e} in $\mathcal{T}(F)$. Thus, this edge is unbounded.

Having that the bijection restricts to a bijection between the bounded edges of $\mathcal{T}(F)$ and the interior facets of \mathcal{S} , we can extend easily the bijection to other faces. Notice that any cell of \mathcal{S} is

either maximal in dimension and is sent to a vertex of $\mathcal{T}(F)$, or it is an intersection of (possibly 1) facets of \mathcal{S} . A non-maximal cell of \mathcal{S} is interior if and only if it is included only in interior facets of \mathcal{S} . Thus, by the inclusion-reversing bijection, it is sent to a cell of $\mathcal{T}(F)$ containing only bounded edges. Reciprocally, a non-bounded cell of $\mathcal{T}(F)$ contains a non-bounded edge, so it is sent to a boundary cell of \mathcal{S} . We get the desired result. \square

5.2.2 An Application of the Cayley Trick

Consider a finite family of point configurations $\mathcal{A}_1, \dots, \mathcal{A}_k$ with associated height functions $h_i : \mathcal{A}_i \rightarrow \mathbb{R}$. Following Remark 5.2.3 these point configurations correspond to tropical polynomials of the form $F_i(\mathbf{x}) = \bigoplus_{\mathbf{a}^i \in \mathcal{A}_i} h_i(\mathbf{a}^i) \odot \mathbf{x}^{\mathbf{a}^i}$. Denote their multiplication by $F = \bigodot_{i \in [k] F_i}$. Taking their corresponding Newton polytopes $\mathcal{N}(F_1), \dots, \mathcal{N}(F_k)$, we consider their Cayley embedding

$$\mathcal{C}(\mathcal{N}(F_1), \dots, \mathcal{N}(F_k)) := \text{conv} \left(\{\mathbf{e}_1\} \times \mathcal{N}(F_1), \dots, \{\mathbf{e}_k\} \times \mathcal{N}(F_k) \right)$$

and endow it with the height function on its integer points given by $h_F((\mathbf{e}_i, \mathbf{a}^i)) = h_i(\mathbf{a}^i)$. Let $\Sigma(F)$ be the regular subdivision of $\mathcal{C}(\mathcal{N}(F_1), \dots, \mathcal{N}(F_k))$ induced by h_F following the construction denoted in Definition 1.2.28.

In this context the Cayley trick (Proposition 1.2.31) tells us that Σ_F corresponds to a mixed subdivision of $\mathcal{N}(F_1) + \dots + \mathcal{N}(F_k) =: \mathcal{N}(F)$. The following proposition tells us that this mixed subdivision is one that we have already encountered.

Proposition 5.2.13 ([Jos21, Cor.4.9]). Let $F = \bigodot_{i \in [k] F_i}$ be a multiplication of tropical polynomials. The mixed subdivision of $\mathcal{N}(F)$ corresponding to the subdivision Σ_F of the Cayley embedding $\mathcal{C}(\mathcal{N}(F_1), \dots, \mathcal{N}(F_k))$ via the Cayley trick is the dual subdivision $\mathcal{S}(F)$.

We now reformulate Proposition 5.2.11 using the context we have obtained from Proposition 5.2.13.

Proposition 5.2.14. Let $F = F_1 \odot \dots \odot F_k$ be a product of tropical polynomials. The tropical dual of the polyhedral complex $\mathcal{T}(F)$ (i.e. the union $\bigcup_{i \in [k]} \mathcal{T}(F_i)$) is the mixed subdivision $\mathcal{S}(F)$ obtained via the Cayley trick.

Chapter 6

Realizing the s -Permutahedron via Flow Polytopes

We devote this chapter to answer Conjecture 2.5.12 of Ceballos and Pons [CP19, Conj.1] about realizing the s -permutahedron Perm_s as a polyhedral subdivision of a zonotope in the case where s is free of zeros. We make use of the combinatorial and geometrical toolbox of flows on graphs and tropical geometry described in Chapter 5. This chapter is based directly on [GMP⁺23a]. In what follows we present three realizations of Perm_s .

6.1 The Flow Polytope Realization

Let us start by defining a graph that encodes the s -weak order. Following the tradition of [BGH⁺19] and [vGMY23] where the respective Caracol Car_n and s -Caracol $\text{Car}(s)$ graphs were defined, we define the s -Oruga graph denoted $\text{Oru}(s)$. Oruga and caracol are respectively the Spanish words for caterpillar and snail. These names come from the embedding of these graphs when $s = (1, \dots, 1)$ as in Figure 7.1. Examples of this embedding for $\text{Car}(s)$ and $\text{Oru}(s)$ are shown in Figure 6.1.

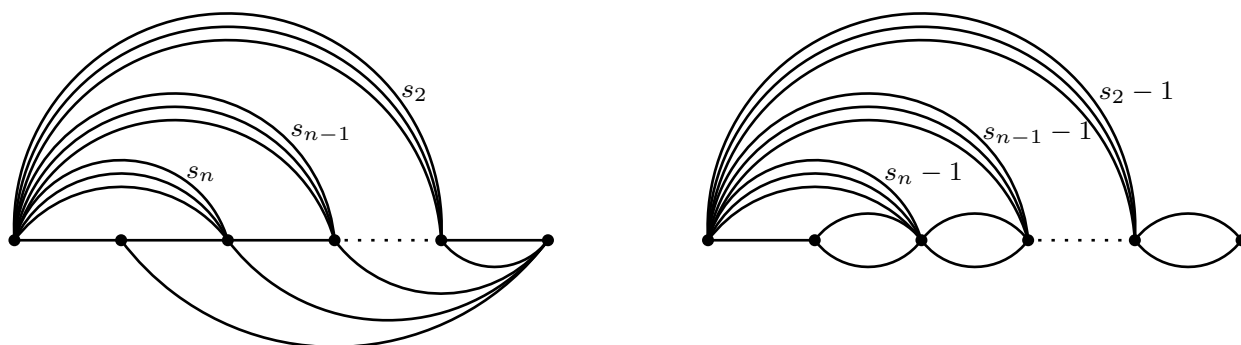


Figure 6.1 – The s -caracol $\text{Car}(s)$ (left) and s -oruga $\text{Oru}(s)$ (right) graphs.

Definition 6.1.1. Let $s = (s_1, \dots, s_n)$ be a composition, and for convenience of notation fix $s_{n+1} = 2$. The s -*oruga graph* denoted $\text{Oru}(s)$ is the graph on vertices $\{v_{-1}, v_0, \dots, v_n\}$ such that for

- $i \in [n+1]$, there are $s_i - 1$ *source edges* (v_{-1}, v_{n+1-i}) labeled $e_1^i, \dots, e_{s_i-1}^i$,
- $i \in [n]$, there are two edges $(v_{n+1-(i+1)}, v_{n+1-i})$ called *bump* and *dip* labeled e_0^i and $e_{s_i}^i$.

For the rest of our work we endow $\text{Oru}(s)$ with the following framing for:

- the incoming edges of v_{n+1-i} are ordered $e_j^i \prec_{\mathcal{I}_{n+1-i}} e_k^i$ for $0 \leq j < k \leq s_i$,
- the outgoing edges of v_{n+1-i} are ordered $e_0^{i-1} \prec_{\mathcal{O}_{n+1-i}} e_{s_{i-1}}^{i-1}$.

When $s = (1, \dots, 1)$, following Remark 6.1.3 we contract the edge (v_{-1}, v_0) and call the resulting graph the *oruga graph* denoted Oru_n .

Figure 6.2 shows examples of this construction. We choose to draw the graph $\text{Oru}(s)$ in such a way that the framing of the incoming and outgoing edges at each inner vertex can be read “from top to bottom”.

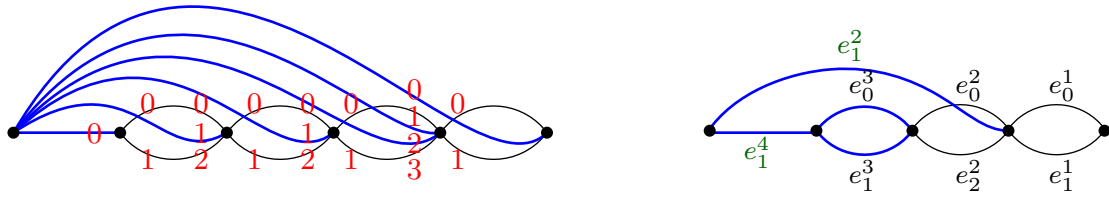


Figure 6.2 – The graph $\text{Oru}(s)$ for $s = (2, 3, 2, 2)$ with framing shown in red (left) and the graph $\text{Oru}(s)$ for $s = (1, 2, 1)$ with edge labels (right). Source edges are bolded in blue.

Remark 6.1.2. Given a composition $s = (s_1, \dots, s_n)$, we denote $|s|$ the sum of its entries. $\mathcal{F}_{\text{Oru}(s)}(\mathbf{a})$ lives in dimension

$$|E(\text{Oru}(s))| = \left(\sum_{i=1}^{n+1} s_i - (n+1) + 2n \right) = |s| + n + 1$$

and following Proposition 5.1.10 we have that

$$\dim(\mathcal{F}_{\text{Oru}(s)}(\mathbf{a})) = |E| - |V| + 1 = |s| + n + 1 - (n+2) + 1 = \sum_{i=1}^n s_i = |s|.$$

Remark 6.1.3. Although the graph $\text{Oru}(s)$ starts with vertex v_{-1} instead of v_0 , all the technology of Section 5.1 can be applied to it. To see this, we can either contract the edge e_1^{n+1} to obtain a graph $\text{Oru}(s)^\#$ such that $\mathcal{F}_{\text{Oru}(s)^\#}(\mathbf{a})$ is integrally equivalent to $\mathcal{F}_{\text{Oru}(s)}(\mathbf{a})$, or simply relabel the vertices with $[0, n+1]$. The resulting graph has flows and routes directly in bijection with the flows and routes of $\text{Oru}(s)$. Similar to Remark 5.1.3, this is a particular case of [GHMY21, Cor.2.13].

We now start relating the combinatorics of $\text{Oru}(s)$ to the combinatorics of the s -weak order.

6.1. The Flow Polytope Realization

Theorem 6.1.4. Let s be a composition and $\mathbf{d} := (0, d_0, d_1, \dots, d_{n-1}, -\sum_{i=0}^{n-1} d_i)$ where $d_i := \text{indeg}_i(\text{Oru}(s))$. The set of Stirling s -permutations is in bijection with the set of integer \mathbf{d} -flows of $\text{Oru}(s)$.

Proof. We begin by highlighting the fact that $\mathbf{d} = (0, 0, s_n, s_{n-1}, \dots, s_2, -\sum_{i=2}^n s_i)$. Notice that any integer \mathbf{d} -flow f on $\text{Oru}(s)$ has zero flow on every source edge. Therefore, f is characterized by the fact that the sum of the flows passing by any pair of bump and dip edges satisfies $f(e_0^i) + f(e_{s_i}^i) = s_n + \dots + s_{i+1}$ for all $i \in [n-1]$. This means that it suffices to describe the flow in the bump edges e_0^i for all $i \in [n-1]$ to describe an integer \mathbf{d} -flow on $\text{Oru}(s)$.

Given a Stirling s -permutation w , let $f(e_0^i)$ be the number letters strictly greater than i that occur before the i -block B_i in w . As for each $j > i$ there are at most s_j such repetitions of j , this quantity satisfies $0 \leq f(e_0^i) \leq s_n + \dots + s_{i+1}$. Meaning that it defines an integer \mathbf{d} -flow on $\text{Oru}(s)$.

Conversely, given a \mathbf{d} -flow on $\text{Oru}(s)$, we can build a Stirling s -permutation from the flow on the bumps e_0^i for $i \in [n-1]$ via an insertion algorithm in the following way. For step 0 we begin with the s_n consecutive copies of n . At step i , among the $s_n + \dots + s_{n-i+1} + 1$ possible positions between letters, insert the s_{n-i} consecutive copies of $n-i$ in the $f(e_0^{n-i})$ -th position. After step $n-1$ we obtain a permutation of the word $1^{s_1} 2^{s_2} \dots n^{s_n}$. This permutation is 121-avoiding as all values have been placed in descending order and by blocks. \square

In Figure 6.3 we illustrate the bijection of Proposition 6.1.4 including the insertion algorithm.

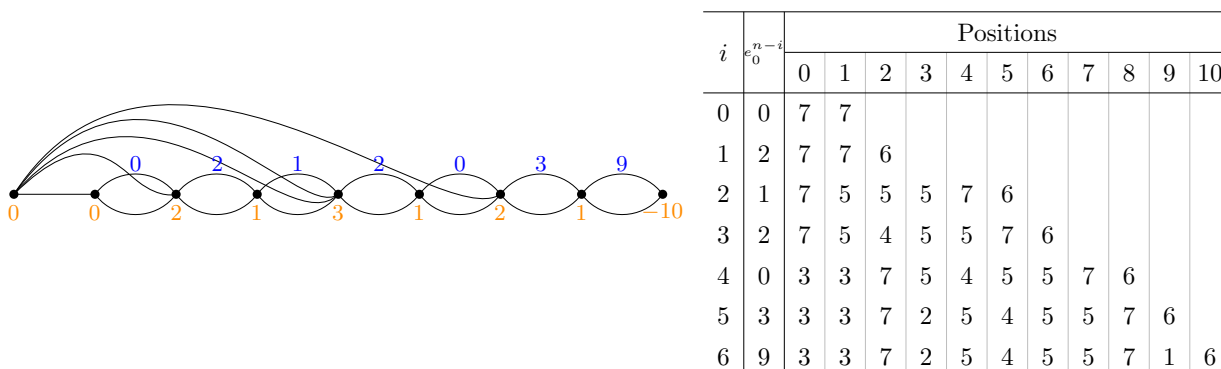


Figure 6.3 – An integer \mathbf{d} -flow of $\text{Oru}((1, 1, 2, 1, 3, 1, 2))$ (left) (only the flow passing by the bumps is shown in blue) and the steps of the insertion algorithm that output the corresponding to the Stirling s -permutation $w = 33725455716$ (right).

Due to Proposition 5.1.41, as the normalized volume of the flow polytope $\mathcal{F}_{\text{Oru}(s)}(\mathbf{i})$ is the number of integer \mathbf{d} -flows on $\text{Oru}(s)$, then we obtain the following enumerative corollary.

Corollary 6.1.5. Given a composition s , then the volume of $\mathcal{F}_{\text{Oru}(s)}$ is the number of s -decreasing trees and the number of Stirling s -permutations.

$$\text{vol}(\mathcal{F}_{\text{Oru}(s)}(\mathbf{i})) = |\mathcal{T}_s| = |\mathcal{W}_s| = \prod_{i=1}^{n-1} (1 + s_{n-i+1} + s_{n-i+2} + \dots + s_n).$$

Remark 6.1.6. It is also possible to give an explicit correspondence between s -decreasing trees and integer \mathbf{d} -flows of $\text{Oru}(s)$ even when s is a weak composition.

Given an integer \mathbf{d} -flow f of $\text{Oru}(s)$, we construct an s -decreasing tree via induction as follows. At step 0 start with a tree with root the node n and $s_n + 1$ leaves. At step i for $i \in [n - 1]$, we have a decreasing tree with labeled nodes n to $n + 1 - i$, and $1 + \sum_{k=n+1-i}^n s_k$ leaves that we momentarily label from 0 to $\sum_{k=n+1-i}^n s_k$ along the counterclockwise walk of the tree. Graft to the leaf labeled $f(e_0^{n-i})$ the labeled node $n - i$ with $s_{n-i} + 1$ leaves. After step $n - 1$ we obtain a decreasing tree with each node labeled i having s_i children. Conversely, any s -decreasing tree can be built in this way as seen in Proposition 2.5.3. Therefore, any s -decreasing tree is associated to a choice of integers $f(e_0^i) \in [0, \sum_{k=n+1-i}^n s_k]$ for all $i \in [n - 1]$. That is, a \mathbf{d} -flow of $\text{Oru}(s)$.

See Figure 6.4 for an example of the bijection.

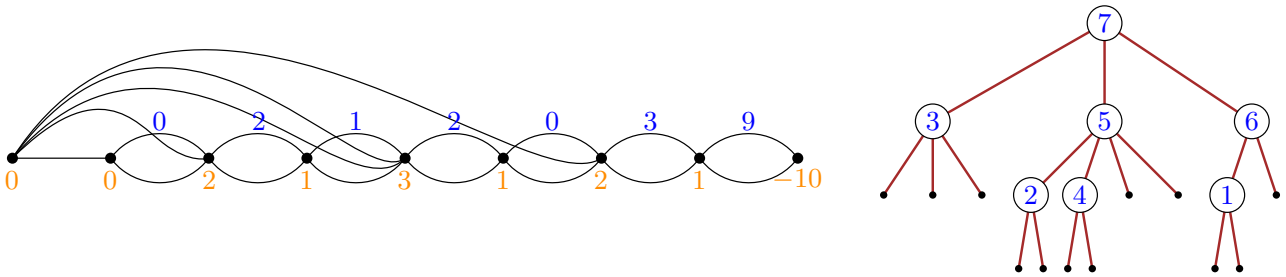


Figure 6.4 – An integer \mathbf{d} -flow of $\text{Oru}((1, 1, 2, 1, 3, 1, 2))$ (left) (only the flow passing by the bumps is shown in blue) and its corresponding $(1, 1, 2, 1, 3, 1, 2)$ -decreasing tree (right).

The routes of $\text{Oru}(s)$ play a key role in what follows, so we denote them as $R(k, t, \delta)$. Intuitively this notation comes from the fact that every route of $\text{Oru}(s)$ starts from v_{-1} , lands in a vertex v_{n+1-k} via a source edge labeled e_t^k and then follows $k - 1$ edges that are either bumps or dips meaning a binary choice δ . Figure 6.5 contains an example of this. More formally, we give the following definition.

Definition 6.1.7. For $k \in [n + 1]$, $t \in [s_k - 1]$, and $\delta = (\delta_1, \dots, \delta_{k-1}) \in \{0, 1\}^{k-1}$, we denote by $R(k, t, \delta)$ the sequence of edges $(e_{t_k}^k, e_{t_{k-1}}^{k-1}, \dots, e_{t_1}^1)$ where

- $t_k := t$,
- for all $j \in [k - 1]$, $t_j := \delta_j s_j$.

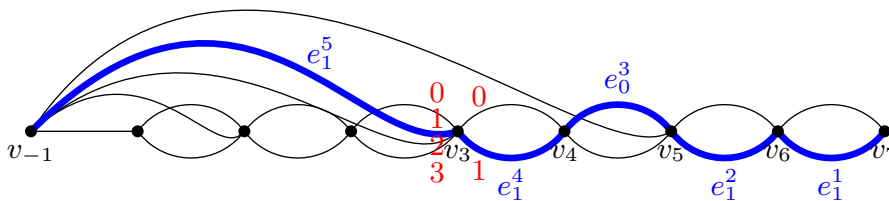


Figure 6.5 – The route $R(5, 1, (1, 0, 1, 1))$ of $\text{Oru}((1, 1, 2, 1, 3, 1, 2))$ (bolded in blue) together with the framing orders \mathcal{L}_3 and \mathcal{O}_3 .

Wanting to use the technology of Subsection 5.1.3 and obtain $\text{Triang}_{DKK}(\text{Oru}(s), \preceq)$, we describe the maximal cliques of routes of $\text{Oru}(s)$ via Stirling s -permutations.

Definition 6.1.8. Let $s = (s_1, \dots, s_n)$ be a composition and w a Stirling s -permutation. Consider u to be a (possibly empty) prefix of w . For all $a \in [n]$, we denote by t_a (or $t_a(u)$ if u is not clear from the context) the number of occurrences of a in u , and by c the smallest value in $[n]$ such that $0 < t_c < s_c$. If there is no such value, we set $c = n + 1$ and $t_{n+1} = 1$. Notice that the minimality of c implies that either $t_a = 0$ or $t_a = s_a$ for all $a < c$ giving us a $\delta \in [c - 1]$. We denote $R[u]$ the route $R(c, t_c, \delta) = (e_{t_c}^c, e_{t_{c-1}}^{c-1}, \dots, e_{t_1}^1)$.

For $i \in [|s|]$, we call w_i the i -th letter of w , and for $i \in [0, |s|]$ we denote by $w_{[i]}$ the prefix of w of length i , with $w_{[0]} := \emptyset$. We denote by Δ_w the set of routes $\{R[w_{[i]}] \mid i \in [0, |s|]\}$ and abusing notation identify it with the simplex whose vertices are the indicator vectors of these routes.

Remark 6.1.9. Notice that the exceptional routes of $(\text{Oru}(s), \preceq)$ are the two routes that are respectively formed only by bumps $R(n + 1, 1, (0)^n) = (e_1^{n+1}, e_0^n, \dots, e_0^1)$ or by dips $R(n + 1, 1, (1)^n) = (e_1^{n+1}, e_1^n, \dots, e_1^1)$. Following Definition 6.1.8 we can see that Δ_w always contains these two routes as $R[w_{[0]}] = R(n + 1, 1, (0)^n)$ and $R[w_{[|s|]}] = R(n + 1, 1, (1)^n)$. See Figure 6.6 for an example of Δ_w .

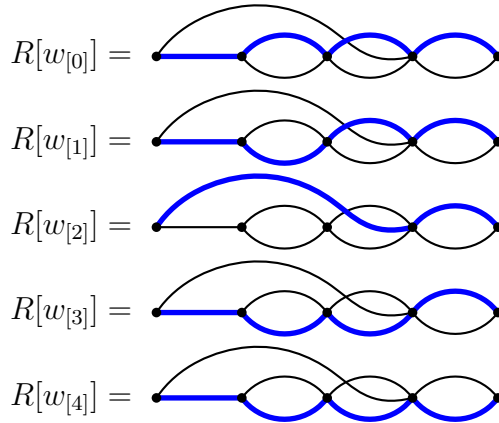


Figure 6.6 – The maximal clique $\Delta_w = \{R[w_{[0]}], \dots, R[w_{[4]}]\}$ corresponding to the Stirling $(1, 2, 1)$ -permutation $w = 3221$. Each route is bolded in blue.

We are now ready to characterize $\text{Triang}_{DKK}(\text{Oru}(s), \preceq)$ using the s -weak order.

Lemma 6.1.10. The maximal simplices of $\text{Triang}_{DKK}(\text{Oru}(s), \preceq)$ are exactly the simplices Δ_w where w ranges over all Stirling s -permutations.

Proof. Recall from Proposition 5.1.30 that the maximal simplices of $\text{Triang}_{DKK}(\text{Oru}(s), \preceq)$ are the simplices Δ_C , where C is a maximal clique of coherent routes of $(\text{Oru}(s), \preceq)$. We claim that for a Stirling s -permutation w , the simplex Δ_w is a clique of coherent routes of $(\text{Oru}(s), \preceq)$. Let $1 \leq i < j \leq |s|$ corresponding to two routes $R[w_{[i]}]$ and $R[w_{[j]}]$ in Δ_w . As $i < j$, we have the inequalities $t_a(w_{[i]}) \leq t_a(w_{[j]})$ for all $a \in [n]$. This means that for any common vertex v_{n+1-a} of $R[w_{[i]}]$ and $R[w_{[j]}]$, we have that the incoming (resp. outgoing) edge of $R[w_{[i]}]$ is smaller than the incoming (resp. outgoing) edge

of $R[w_{[j]}]$ in \preceq . Thus, the routes $R[w_{[i]}]$ and $R[w_{[j]}]$ are coherent, and Δ_w is a clique of coherent routes. Now, since Δ_w has $|s| + 1 = \dim(\mathcal{F}_{\text{Oru}(s)}) + 1$ elements, it is a maximal clique and corresponds to a maximal simplex in $\text{Triang}_{DKK}(\text{Oru}(s), \preceq)$.

Now let us see that assigning w to Δ_w is injective. Let w' be a Stirling s -permutation such that $w' \neq w$ and $i \in [|s| - 1]$ be the minimal index such that $w_i \neq w'_i$, meaning that $R[w_{[j]}] = R[w'_{[j]}]$ for all $j < i$. Without loss of generality we suppose that $a := w_i < w'_i := b$. We claim that $R[w'_{[i]}]$ cannot belong to Δ_w . Notice that a (resp. b) is the minimal value c in $w_{[i]}$ (resp. $w'_{[i]}$) such that $0 < t_c < s_c$. If this were not the case then we would have that w (resp. w') contains the pattern 121. Thus, $R[w_{[i]}]$ contains the edge $e_{t_a(w_{[i]})}^a$ while $R[w'_{[i]}]$ contains $e_{t_a(w'_{[i]})}^a = e_{t_a(w_{[i]})-1}^a$ as $a < b$. Meaning that $R[w_{[i]}] \neq R[w'_{[i]}]$. Finally, for any $j > i$ we have that $t_a(w_{[j]}) \geq t_a(w_{[i]})$, so $e_{t_a(w_{[i]})-1}^a \notin R[w_{[j]}]$. Therefore, $R[w'_{[i]}] \notin \Delta_w$ and the map $w \mapsto \Delta_w$ is injective.

Through the chain of bijections from maximal simplices of $\text{Triang}_{DKK}(\text{Oru}(s), \preceq)$, to \mathbf{d} -flows of $\text{Oru}(s)$ (Proposition 5.1.40), to s -decreasing trees (Remark 6.1.6), to Stirling s -permutations (Proposition 2.5.14) we get that this injection is a bijection. \square

Combining previous results, we now have the following commutative diagram of bijections:

$$\begin{array}{ccccccc}
 & & \text{Rem. 6.1.6} & & & & \\
 & \curvearrowright & & \curvearrowleft & & & \\
 \mathcal{T}_s & \xleftrightarrow{\text{Prop. 2.5.14}} & \mathcal{W}_s & \xleftrightarrow{\text{Prop 6.1.4}} & \mathcal{F}_{\text{Oru}(s)}^{\mathbb{Z}}(\mathbf{d}) & \xleftrightarrow{\text{Prop 5.1.40}} & \text{MaxCliques}(\text{Oru}(s), \preceq) \\
 & & & \xleftrightarrow{\text{Lem. 6.1.10}} & & & \\
 & & & \curvearrowright & & &
 \end{array}$$

6.1.1 The 1-Skeleton of the s -Weak Order

Theorem 6.1.11. Let $s = (s_1, \dots, s_n)$ be a composition and w and w' be two Stirling s -permutations. There is a cover relation between w and w' in the s -weak order if and only if the simplices Δ_w and $\Delta_{w'}$ are adjacent in $\text{Triang}_{DKK}(\text{Oru}(s), \preceq)$.

Proof. Suppose that w' is obtained from w by a transposition along the ascent (a, c) . From Corollary 2.5.20 we have that $w = u_1 B_a c u_2$ and $w' = u_1 c B_a u_2$ where u_1 and u_2 are words in $[n]$ and B_a is the a -block of the permutations. We denote by $\ell(u)$ the length of a word u . Notice that for all $i \in [0, \ell(u_1)] \cup [\ell(u_1) + \ell(B_a) + 1, |s|]$, the routes $R[w_{[i]}]$ and $R[w'_{[i]}]$ are equal as the corresponding prefixes consist of the same amounts of the same values.

For the indices $i \in [\ell(u_1) + 1, \ell(u_1) + \ell(B_a) - 1]$ we claim that the routes $R[w_{[i]}]$ and $R[w'_{[i+1]}]$ are equal as well. Notice that for these i we have that $t_b(w_{[i]}) = t_b(w'_{[i+1]})$ for all $b \in [n] \setminus \{c\}$. Also, since we are reading the substring B_a with these indices, we have that $0 < t_a(w_{[i]}) < s_a$. Using that $a < c$, we get that the value $t_c(w_{[i]})$ (respectively $t_c(w'_{[i+1]})$) does not play a role in the determination of the edges for the route $R[w_{[i]}]$ (respectively $R[w'_{[i+1]}]$). In this way, the vertices of Δ_w and $\Delta_{w'}$ differ only in one element. Namely, $R[w_{[\ell(u_1)+\ell(B_a)]}] \in \Delta_w$ corresponding to the prefix $u_1 B_a$ of w and $R[w'_{[\ell(u_1)+1]}] \in \Delta_{w'}$ corresponding to the prefix $u_1 c$ of w' . As simplices this means that $\Delta_{w'}$ and Δ_w share a common facet in $\text{Triang}_{DKK}(\text{Oru}(s), \preceq)$.

6.1. The Flow Polytope Realization

Reciprocally, suppose that Δ_w and $\Delta_{w'}$ are adjacent and thus differ only in one vertex (i.e. one route). We denote u_1 the longest common prefix of w and w' and $a := w_{\ell(u_1)+1}$, $c := w'_{\ell(u_1)+1}$. Suppose without loss of generality that $a < c$. This gives us that $a \notin u_1$ as if $a \in u_1$ then w' would contain the subword aca and thus the pattern 121. Therefore, $u_1 B_a$ is a prefix of w and the route $R[w_{[\ell(u_1)+\ell(B_a)]}]$ (resp. $R[w'_{[\ell(u_1)+1]}]$) is in Δ_w (resp. $\Delta_{w'}$) but not in $\Delta_{w'}$ (resp. Δ_w).

Thus, the only possibility that Δ_w and $\Delta_{w'}$ differ only on these elements is that $w = u_1 B_a c u_2$ and $w' = u_1 c B_a u_2$, where u_2 is their longest common suffix. This means that there is an s -tree rotation along the ascent (a, c) between w and w' and Corollary 2.5.20 gives us that $w \prec w'$. \square

Remark 6.1.12. In this context, we say that the common facet of Δ_w and $\Delta_{w'}$ is associated to the transposition of w along (a, c) . Notice that such a facet lies in the interior of $\mathcal{F}_{\text{Oru}(s)}$ since it separates two interior maximal simplices of $\text{Triang}_{DKK}(\text{Oru}(s), \preceq)$.

Figure 6.7 shows the graph dual to the DKK triangulation of $\mathcal{F}_{\text{Oru}(s)}(\mathbf{i})$ for $s = (1, 2, 1)$, which corresponds to the (unoriented) Hasse diagram of the $(1, 2, 1)$ -weak order. Notice that in this Figure we omit the routes $R[w_{[0]}]$ and $R[w_{[s]}]$ since both appear in Δ_w for every $w \in \mathcal{W}_{(1,2,1)}$.

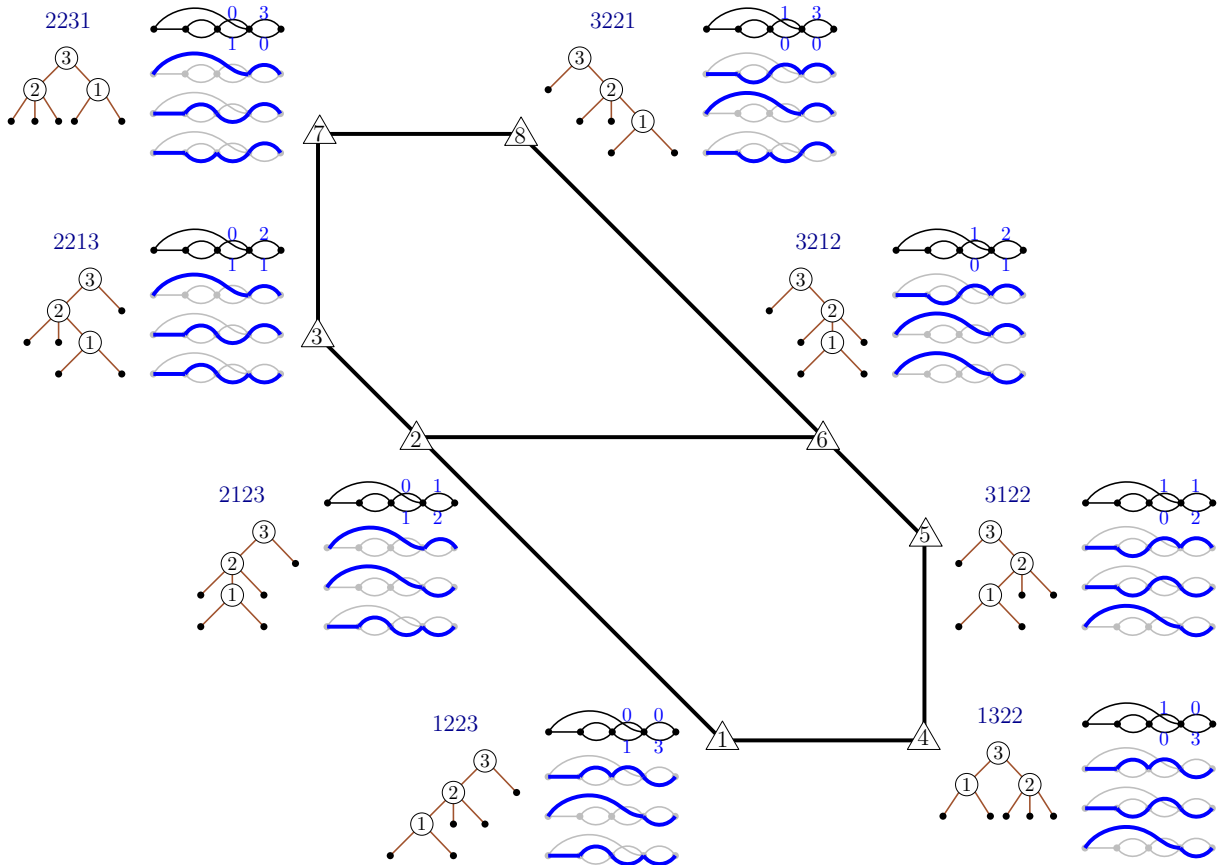


Figure 6.7 – The dual realization of the $(1, 2, 1)$ -permutahedron with vertices indexed by s -decreasing trees, Stirling s -permutations, maximal cliques of routes (omitting $R(n + 1, 1, (0)^n)$ and $R(n + 1, 1, (1)^n)$), and integer flows.

6.1.2 Higher Faces of the s -Permutahedron

We now show that not only the vertices and edges but all the faces of the s -permutahedron are also encoded in the triangulation $\text{Triang}_{DKK}(\text{Oru}(s), \preceq)$. We begin with some technical results.

Lemma 6.1.13. Let w be a Stirling s -permutation and $R = R(k, t, \delta)$ a route of $\text{Oru}(s)$. R is a vertex of Δ_w if and only if the inversion set of w satisfies the following inequalities:

1. $|(k, i)_w| \geq t$ for all $1 \leq i < k$ such that $\delta_i = 0$,
2. $|(k, i)_w| \leq t$ for all $1 \leq i < k$ such that $\delta_i = 1$,
3. $|(j, i)_w| = 0$ for all $1 \leq i < j < k$ such that $(\delta_i, \delta_j) = (1, 0)$,
4. $|(j, i)_w| = s_j$ for all $1 \leq i < j < k$ such that $(\delta_i, \delta_j) = (0, 1)$.

We say that the route R *implies* these inequalities on inversion sets.

Proof. (\Rightarrow) Suppose that $R(k, t, \delta)$ is a vertex of Δ_w . It means that $R(k, t, \delta) = R[w_{[r]}]$ for a certain $r \in [0, |s|]$. This signifies that t corresponds to the number of occurrences of k in $w_{[r]}$, and for all $1 \leq i < k$, the number of occurrences of i in $w_{[r]}$ is 0 (resp. s_i) if $\delta_i = 0$ (resp. $\delta_i = 1$). This gives the announced inequalities on the inversion set of w .

(\Leftarrow) Reciprocally, suppose that $\text{inv}(w)$ satisfies these inequalities. Then there is a prefix $w_{[r]}$ of w that contains no occurrence of i for i such that $\delta_i = 0$, all s_i occurrences of i for i such that $\delta_i = 1$, and exactly t occurrences of k . Then this prefix is exactly associated to the route $R[w_{[r]}] = R(k, t, \delta)$ following Definition 6.1.8. \square

Definition 6.1.14. Let (w, A) be a face of Perm_s . We define $\Delta_{(w,A)}$ as the following intersection of facets of Δ_w following Remark 6.1.12:

$$\Delta_{(w,A)} := \bigcap_{(a,c) \in A} \{\Delta_w \cap \Delta_{w'} : w' \text{ is the transposition of } w \text{ along } (a, c)\},$$

and $\Delta_{(w,A)} := \Delta_w$ if $A = \emptyset$.

Remark 6.1.15. Notice that the $|A|$ routes that are in $\Delta_w \setminus \Delta_{(w,A)}$ correspond to the prefixes of w that end precisely between two letters of w that form an ascent in A .

Lemma 6.1.16. Let (w, A) be a face of Perm_s and w' be a Stirling s -permutation. Then, w' is in the interval $[w, w + A]$ if and only if $\Delta_{(w,A)} \subseteq \Delta_{w'}$.

Proof. Recall that Theorem 2.5.25 describes $\text{inv}(w + A)$ and that $w' \in [w, w + A]$ if and only if $\text{inv}(w')$ satisfies $|(c, a)_w| \leq |(c, a)_{w'}| \leq |(c, a)_{w+A}|$ for all $1 \leq a < c \leq n$. We proceed to show that these inequalities are exactly the ones implied by the routes that are vertices of $\Delta_{(w,A)}$, in the sense of Lemma 6.1.13.

Let (a, c) be a pair with $|(c, a)_w| =: t$. For each inequality of Lemma 6.1.13 we describe a route $R \in \Delta_{(w,A)}$ such that $R \in \Delta_{w'}$ that implies it.

1. Consider the inequality $|(c, a)_{w'}| \geq t$. We can take the route that corresponds to the prefix of w that ends following the t -th occurrence of c and that does not correspond to an ascent in A . Such ending point necessarily lies before the a -block since $a < c$.
2. Consider the inequality $|(c, a)_{w'}| \leq t$ if and only if $|(c, a)_{w+A}| = t$ (i.e. the pair (a, c) is not A -dependent). This inequality is only implied by routes that contain the edges e_t^c and $e_{s_a}^a$. Such routes in Δ_w correspond to prefixed of w that end between the last occurrence of a and the t -th occurrence of c and that are not inside a b -block B_b for any $b < c$. The pair (a, c) is A -dependent exactly when all such breaks are in A , so the corresponding routes are removed in $\Delta_{(w,A)}$.
3. Consider the inequality $|(c, a)_{w'}| \leq t + 1$ if $t + 1 < s_c$ and $|(c, a)_{w+A}| = t + 1$ (i.e. (a, c) is an A -dependent pair). We can take the route that corresponds to the prefix of w that ends immediately after the $(t + 1)$ -th occurrence of c . Since $t + 1 < s_c$, other occurrences of c appear afterwards. Therefore, this break is not an ascent. Notice that if $t + 1 = s_c$ there is no need to check that $|(c, a)_{w'}| \leq s_c$. \square

Lemma 6.1.16 also gives us the following alternative characterization of $\Delta_{(w,A)}$.

Corollary 6.1.17. $\Delta_{(w,A)} = \bigcap_{w' \in [w, w+A]} \Delta_{w'}$.

Lemma 6.1.18. Let C be a clique of routes of $(\text{Oru}(s), \preceq)$ that contains the exceptional routes and at least one route that starts with e for each source edge e that is not (v_{-1}, v_0) , then Δ_C is in the interior of $\text{Triang}_{DKK}(\text{Oru}(s), \preceq)$.

Proof. Suppose that Δ_C is a boundary simplex of $\text{Triang}_{DKK}(\text{Oru}(s), \preceq)$. Since it is contained in a facet that is in the boundary of $\text{Triang}_{DKK}(\text{Oru}(s), \preceq)$, this facet corresponds to a clique of the form $\Delta_w \setminus R$, where w is a Stirling s -permutation and R is a route of Δ_w that does not correspond to an ascent nor a descent of w . Hence, either R is an exceptional route or it corresponds to a prefix $w_{[i]}$ such that $w_i = w_{i+1}$. In this case, w_i is the t -th occurrence of some c in w with $t < s_c$. In this scenario R is the only route of Δ_w that starts with the edge e_t^c . As $C \subseteq \Delta_w \setminus R$, this means that C does not satisfy the condition of the lemma. \square

Corollary 6.1.19. Let w be a Stirling s -permutation and A a subset of its ascents. Then $\Delta_{(w,A)}$ is an interior simplex of $\text{Triang}_{DKK}(\text{Oru}(s), \preceq)$.

Proof. Due to Lemma 6.1.18 it is sufficient to show that $\Delta_{(w,A)}$ contains the exceptional routes and at least one route that starts with e for each source edge e that is not (v_{-1}, v_0) . First, it is clear that $\Delta_{(w,A)}$ contains the exceptional routes because of Corollary 6.1.17. Now let $c \in [n]$ and $t \in [s_c - 1]$. In this situation the prefix of w that ends with the t -th occurrence of c corresponds to a route R that contains the edge source edge e_t^c . Moreover, there cannot be an ascent of w after this prefix since there are still occurrences of c afterwards. Thus, the route R is not removed from Δ_w to $\Delta_{(w,A)}$. \square

Theorem 6.1.20. The application $(w, A) \mapsto \Delta_{(w,A)}$ induces a poset isomorphism between the face poset of Perm_s and the set of interior simplices of $\text{Triang}_{DKK}(\text{Oru}(s), \preceq)$ ordered by reverse inclusion.

Proof. The fact that all $\Delta_{(w,A)}$ are interior simplices of $\text{Triang}_{DKK}(\text{Oru}(s), \preceq)$ is stated in Corollary 6.1.19. Lemma 6.1.16 gives us the injectivity of this map. We now show that this map is

surjective. Let F be an interior simplex of $\text{Triang}_{DKK}(\text{Oru}(s), \preceq)$ and w be a Stirling s -permutation that is minimal in the s -weak order with respect to the condition that $F \subseteq \Delta_w$. Notice that such w is unique by the polygonality of Perm_s . Then, F is an intersection of facets of Δ_w . These facets correspond to certain transpositions that can be applied on w . We denote A the set of ascents corresponding to these transpositions. The minimality of w implies that all elements in A are ascents of w giving us that $F = \Delta_{(w,A)}$.

Finally, let w, w' be Stirling s -permutations and A, A' the subsets of their respective ascents. Lemma 6.1.16 implies that $[w, w + A] \subseteq [w', w' + A']$ if and only if $\Delta_{(w',A')} \subseteq \Delta_{(w,A)}$, which proves that the map is a poset isomorphism. \square

Just as how the atoms of the face poset of Perm_s have a characterization as the maximal cliques of $\text{Triang}_{DKK}(\text{Oru}(s), \preceq)$, the coatoms of the face poset also have an explicit characterization in terms of cliques.

Corollary 6.1.21. A simplex Δ_C of $\text{Triang}_{DKK}(\text{Oru}(s), \preceq)$ corresponds to a maximal interior face of Perm_s if and only if C is a clique of size $|s| - n + 2$ that contains the exceptional routes and exactly one route that starts with each source edge that is different from (v_{-1}, v_0) .

Proof. We first highlight that for each $i \in [n]$, $\text{Oru}(s)$ has $s_i - 1$ source edges, implying that there are $\sum_{i=1}^n (s_i - 1) = |s| - n$ source edges different from (v_{-1}, v_0) . Together with the exceptional routes this gives us that C has size $|s| - n + 2$. This together with Lemma 6.1.18 tells us that a clique C with the above stated properties corresponds with a maximal interior face of $\text{Perm}_s \subset \mathbb{R}^{|s|+n+1}$.

Conversely, let (w, A) be a facet of Perm_s and denote by $C := \Delta_{(w,A)}$ and by $N \subset [0, |s|]$ the set of non-ascent positions in w , so that $C = \cup_{j \in N} R[w_{[j]}]$. Since w is 121-avoiding, if it has $n - 1$ ascents, then the ascents are of the form (i, c_i) where $i < c_i$ for each $i \in [n - 1]$. Moreover, it is the s_i -th occurrence of i in w which produces an ascent pair in w . Thus, $N \setminus \{0, |s|\}$ indexes the first $s_i - 1$ occurrences of i in w for all $i \in [n - 1]$ and $|N \setminus \{0, |s|\}| = |s| - n$. Now let $j \in N \setminus \{0, |s|\}$ be a non-ascent position of w so that $R[w_{[j]}] \in C$. If w_j is the k -th occurrence of the value a in w for some $k \in [s_a - 1]$, then as before, the route $R[w_{[j]}]$ contains the proper source edge e_k^a . Since $|N \setminus \{0, |s|\}| = |s| - n$, then C satisfies the properties of the statement. \square

Notice that Theorem 6.1.20 does not suffice to answer Conjecture 2.5.12 as this construction lives in an ambient space of dimension $|s| + n + 1 > n$, and it does not have explicit geometrical coordinates. We now fix the first of these issues using the Cayley trick (Proposition 1.2.31).

6.2 The Sum of Cubes Realization

To apply the Cayley trick to our triangulation $\text{Triang}_{DKK}(\text{Oru}(s), \preceq)$, we follow Proposition 5.1.22 to describe $\mathcal{F}_{\text{Oru}(s)}(\mathbf{i})$ as the Cayley embedding of some lower-dimensional polytopes.

Definition 6.2.1. Let $p := \sum_{i=1}^{n+1} (s_i - 1)$. We parametrize the space $\mathbb{R}^{|s|+n+1}$ of edges of $\text{Oru}(s)$ as $\mathbb{R}^p \times \mathbb{R}^{2n}$ where \mathbb{R}^p (resp. \mathbb{R}^{2n}) corresponds to the space of source edges (resp. bumps and dips) of $\text{Oru}(s)$.

Notice that in the context of $\mathbb{R}^p \times \mathbb{R}^{2n}$, any integer point f of $\mathcal{F}_{\text{Oru}(s)}$ (i.e. an integer \mathbf{i} -flow of $\text{Oru}(s)$) we have that $f(e_0^i) + f(e_{s_i}^i)$ is determined by the coordinates $f(e_t^k)$ for $k \in [i + 1, n + 1]$, $t \in [s_k - 1]$ corresponding to source edges. Therefore, $\mathcal{F}_{\text{Oru}(s)}$ is affinely equivalent to its projection on to the space $\mathbb{R}^p \times \mathbb{R}^n$ where \mathbb{R}^n corresponds to the space of bumps e_0^i for $i \in [n]$.

With this in hand, for a route $R(k, t, \delta)$ of $\text{Oru}(s)$ with $k \in [n + 1]$, $t \in [s_k - 1]$ and $\delta \in \{0, 1\}^{k-1}$, we have that the indicator vector $\mathbf{1}_{R(k,t,\delta)}$ (Definition 6.1.7) is $e_t^k \times \sum_{i \in [k-1], \delta_i=0} e_0^i$. Denoting by \square_{k-1} the $(k - 1)$ -dimensional hypercubes with vertices $\{0, 1\}^{k-1} \times \{0\}^{n-k+1}$ embedded in \mathbb{R}^n , we get the following Lemma.

Lemma 6.2.2.

$$\mathcal{F}_{\text{Oru}(s)}(\mathbf{i}) = \mathcal{C}(\square_n, \underbrace{\square_{n-1}, \dots, \square_{n-1}}_{(s_{n-1} - 1) \text{ times}}, \dots, \underbrace{\square_0, \dots, \square_0}_{(s_1 - 1) \text{ times}})$$

Definition 6.2.3. Given a composition $s = (s_1, \dots, s_n)$, we denote $\text{Subdiv}\square(s)$ the fine mixed subdivision of the Minkowski sum of hypercubes $\square_n + \sum_{i=1}^n (s_i - 1)\square_{i-1} \subseteq \mathbb{R}^n$ obtained by intersecting the triangulation $\text{Triang}_{DKK}(\text{Oru}(s), \preceq)$ (projected onto $\mathbb{R}^p \times \mathbb{R}^n$) with the subspace $\{\frac{1}{p}\}^p \times \mathbb{R}^n$ as in Remark 1.2.32.

Applying the Cayley trick (Proposition 1.2.31) together with the isomorphism between the face poset of Perm_s and the interior simplices of $\text{Triang}_{DKK}(\text{Oru}(s), \preceq)$ (Theorem 6.1.20) gives us the following theorem.

Theorem 6.2.4. The face poset of the s -permutahedron Perm_s is isomorphic to the set of interior cells of $\text{Subdiv}\square(s)$ ordered by reverse inclusion. Moreover, Stirling s -permutations are in bijection with the maximal cells of $\text{Subdiv}\square(s)$.

Figure 6.8 contains an example of $\text{Subdiv}\square(s)$ and the dual graph formed by the adjacency of its interior cells with edges oriented perpendicular to each inner wall.

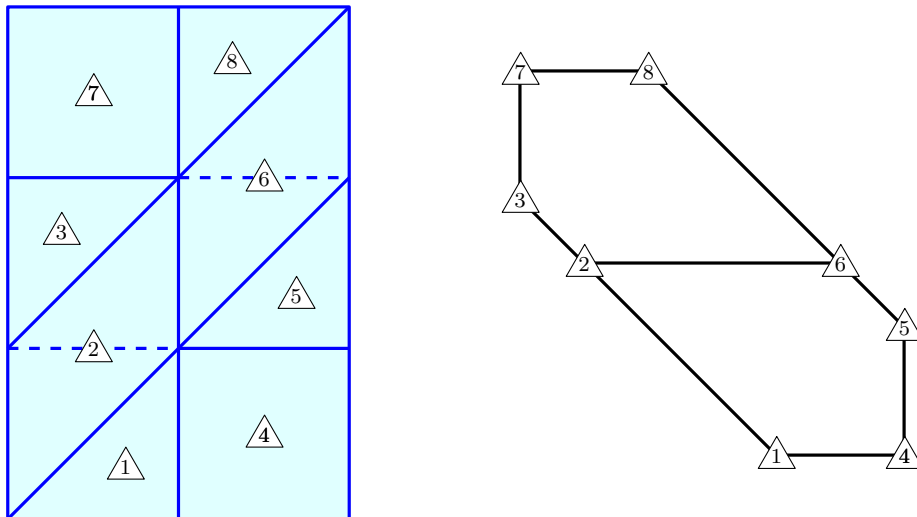


Figure 6.8 – $\text{Subdiv}\square((1, 2, 1))$ (left) and its dual graph (right).

Remark 6.2.5. Recall from Remark 6.1.3 that the graph $\text{Oru}(s)^\#$ obtained from $\text{Oru}(s)$ by contracting the edge (v_{-1}, v_0) gives a flow polytope integrally equivalent to $\mathcal{F}_{\text{Oru}(s)}(\mathbf{i})$. In our situation of summing cubes, we can use a different parametrization of the space where $\mathcal{F}_{\text{Oru}(s)}(\mathbf{i})$ lives by considering the cube \square_n (coming from the source edge e_1^{n+1}) as the Cayley embedding of two hypercubes \square_{n-1} (making the bump e_0^n and dip $e_{s_n}^n$ into source edges). We could equivalently intersect \mathbb{R}^n with the hyperplane $x_n = \frac{1}{2}$. This allows us to lower the dimension further to $n - 1$ and obtain a fine mixed subdivision of the Minkowski sum of hypercubes $(s_n + 1)\square_{n-1} + \sum_{i=1}^{n-1} (s_i - 1)\square_{i-1}$. We use this representation for the figures.

Figure 6.9a shows how given the Stirling $(1, 2, 1)$ -permutation $w = 3221$, its maximal clique Δ_{3221} determines the construction of its mixed cell via the Cayley trick. Said mixed cell is highlighted in 6.9b. Both figures follow the coordinate system (e_0^2, e_0^3) .

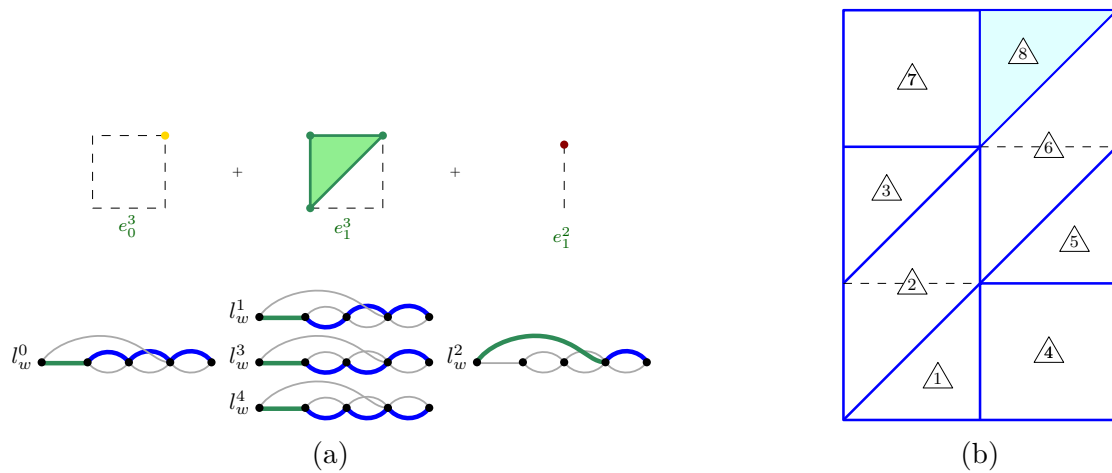


Figure 6.9 – (a) Summands of the Minkowski cell corresponding to $w = 3221$ with their corresponding routes in the clique Δ_w . (b) Mixed subdivision of $2\square_2 + \square_1$ corresponding dually to the $(1, 2, 1)$ -permutahedron. The cells are numbered according to Figure 6.7. The highlighted cell in blue corresponds to $w = 3221$ as obtained in Figure 6.9a.

Via Theorem 6.2.4 and Remark 6.2.5 we have obtained a realization of Perm_s of the correct dimension as in Conjecture 2.5.12. Still, we want to have explicit coordinates to further prove properties of this polytopal complex. We solve this now using a tropical context.

6.3 The Tropical Realization

Recall that the routes of $\text{Oru}(s)$ are described in Definition 6.1.7 and consider the DKK triangulation $\text{Triang}_{DKK}(\text{Oru}(s), \preceq)$ constructed in Section 6.1. Using Definition 5.1.35 and Proposition 5.1.36 we have the following lemma.

6.3. The Tropical Realization

Lemma 6.3.1. Let s be a composition and $\varepsilon > 0$ a sufficiently small real number. Consider h_ε to be the function that associates to a route $R = R(k, t, \delta)$ of $\text{Oru}(s)$ the quantity

$$h_\varepsilon(R) = - \sum_{k \geq c > a \geq 1} \varepsilon^{c-a} (t_c + \delta_a)^2, \quad (6.1)$$

where $t_c = \begin{cases} 0 & \text{if } \delta_c = 0, \\ s_c & \text{if } \delta_c = 1, \end{cases}$ for all $c \in [k-1]$.

Then h_ε is an admissible height function for $\text{Triang}_{DKK}(\text{Oru}(s), \preceq)$.

Before describing explicit coordinates for Perm_s , we take a moment to give an explicit bound for ε such that Lemma 6.3.1 holds.

Theorem 6.3.2. For Lemma 6.3.1, it is enough to take $\varepsilon < \frac{1}{n(1 + \sum_{j=2}^n (2s_j + 1))}$.

Proof. Let $P = R(k, t, \delta)$ and $Q = R(k', t', \delta')$ be two routes of $\text{Oru}(s)$ that are in minimal conflict at a common route $[v_{n+1-y}, v_{n-x}]$. Without loss of generality suppose that $Pv_{n+1-y} \prec Qv_{n+1-y}$ giving us that $\delta_x = 1$ and $\delta'_x = 0$. Taking P' and Q' as they resolvents consider the quantity $H := h_\varepsilon(P) + h_\varepsilon(Q) - h_\varepsilon(P') - h_\varepsilon(Q')$. As h_ε is a height function, Lemma 5.1.34 tells us that $H > 0$. Therefore, to determine a bound for ε we compute H for the only three cases which can occur between P and Q as they are adjacent in $\preceq_{\mathcal{I}_{n+1-y}}$ and $\preceq_{\mathcal{O}_{n+1-x}}$. Figure 6.10 contains a visual aid corresponding to each of these cases.

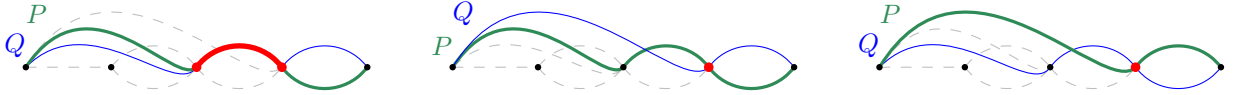


Figure 6.10 – The possible cases of minimal conflict between routes. Only one route is bolded in green, and the conflict area is heavily bolded in red.

- If $k = k' = y$, $t \in [s_y - 2]$, and $t' = t + 1$ we have that in $h_\varepsilon(P) + h_\varepsilon(Q) - h_\varepsilon(P') - h_\varepsilon(Q')$, all pairs (a, c) in formula 6.1 cancel out either with $h_\varepsilon(P) - h_\varepsilon(Q')$ or $h_\varepsilon(Q) - h_\varepsilon(P')$ except for $(a, c) = (x, y)$. Thus, H becomes

$$\begin{aligned} H &= h_\varepsilon(P) + h_\varepsilon(Q) - h_\varepsilon(P') - h_\varepsilon(Q') \\ &= -\varepsilon^{y-x} \left((t+1)^2 + ((t+1)+0)^2 - (t+0)^2 - ((t+1)+1)^2 \right) \\ &= 2 \varepsilon^{y-x} > 0. \end{aligned}$$

- If $k > k' = y$, $\delta_y = 0$, and $t' = 1$, then as in the previous case where (x, y) did not cancel out, here (a, y) for $x \geq a$ do not cancel out. Now, in $h_\varepsilon(P) - h_\varepsilon(Q)$ all pairs (a, c) cancel out except those for $k \geq x > y$ and $x \geq a$ whose terms come solely from $h_\varepsilon(P)$. Similarly, for $h_\varepsilon(Q) - h_\varepsilon(P)$ all pairs (a, c) cancel out except those for $k \geq x > y$ and $x \geq a$ whose term t_c comes from P' and δ'_a comes from Q . Thus, the pairs that do not cancel out in H are all pairs (a, c) for $k \geq c \geq y$

and $x \geq a$ and H becomes

$$\begin{aligned}
 H &= - \sum_{x \geq a} \varepsilon^{y-a} \left(\delta_a^2 + (1 + \delta'_a)^2 - \delta_a'^2 - (1 + \delta_a)^2 \right) - \sum_{\substack{k \geq c > y \\ x \geq a}} \varepsilon^{c-a} \left((t_c + \delta_a)^2 - (t_c + \delta'_a)^2 \right) \\
 &= 2 \varepsilon^{y-x} - 2 \sum_{x > a} \varepsilon^{y-a} (\delta'_a - \delta_a) - \sum_{\substack{k \geq c > y \\ x \geq a}} \varepsilon^{c-a} \left(2 t_c (\delta_a - \delta'_a) + \delta_a^2 - \delta_a'^2 \right) \\
 &\geq 2 \varepsilon^{y-x} - 2 \sum_{x > a} \varepsilon^{y-a} - \sum_{\substack{k \geq c > y \\ x \geq a}} \varepsilon^{c-a} (2s_c + 1) \\
 &\geq 2 \varepsilon^{y-x} - 2 \varepsilon^{y-x+1} \left(x - 1 + x \sum_{k \geq c > y} (2s_c + 1) \right) \\
 &\geq 2 \varepsilon^{y-x} \left(1 - \varepsilon \left(y - 2 + (y - 1) \sum_{k \geq c > y} (2s_c + 1) \right) \right).
 \end{aligned}$$

Thus, taking $\varepsilon < \frac{1}{n(1 + \sum_{j=2}^n (2s_j + 1))}$, gives us $H > 0$.

- If $k' > k = y$, $t = s_y - 1$, and $\delta'_y = 1$, then as in the previous case the pairs that do not cancel out are all pairs (a, c) for $k \geq c \geq y$ and $x \geq a$. This gives us

$$\begin{aligned}
 H &= - \sum_{x \geq a} \varepsilon^{y-a} \left((s_y - 1 + \delta_a)^2 + (s_y + \delta'_a)^2 - (s_y - 1 + \delta'_a)^2 - (s_y + \delta_a)^2 \right) \\
 &\quad - \sum_{\substack{k \geq c > y, \\ x \geq a}} \varepsilon^{c-a} \left((t'_c + \delta'_a)^2 - (t'_c + \delta_a)^2 \right) \\
 &= 2 \varepsilon^{y-x} + 2 \sum_{x > a} \varepsilon^{y-a} (\delta'_a - \delta_a) - \sum_{\substack{k \geq c > y, \\ x \geq a}} \varepsilon^{c-a} \left(2 t'_c (\delta'_a - \delta_a) + \delta_a'^2 - \delta_a^2 \right).
 \end{aligned}$$

The final computations are similar to the previous case and so, we omit them. \square

Remark 6.3.3. We disclose to the reader that the bound of Proposition 6.3.2 is not sharp at all. However, the proof of Proposition 6.3.2, shows that for the cases $s = (1, \dots, 1, k)$ for $k \in \mathbb{Z}_{>0}$ the value ε can be any positive number. For the case $k = 1$ this is justified in since any two routes in minimal conflict of $\text{Oru}(1, \dots, 1)$ is the first one where ε just needed to be positive. For the case $k > 1$ notice that any Stirling $(1, \dots, 1, k)$ permutation of length n can be obtained from a Stirling $(1, \dots, 1)$ permutation of length $n + k$. Passing this idea through our realizations gives us that $\text{Perm}_{(1, \dots, 1, k)}$ can be thought as a projection of a $\text{Perm}_{(1, \dots, 1)}$ of bigger dimension.

6.3.1 Coordinates for the s -Permutahedron

We move on to use the tropical technology of Section 5.2 to obtain explicit points for Perm_s . For the remainder of this chapter h is an admissible height function for $\text{Triang}_{DKK}(\text{Oru}(s), \preceq)$.

Since in Section 6.2 we used the Cayley trick on the triangulation $\text{Triang}_{DKK}(\text{Oru}(s), \preceq)$ to obtain the mixed subdivision $\text{Subdiv}\square(s)$, the following theorem directly follows from Proposition 5.2.14.

Theorem 6.3.4. The tropical dual of the mixed subdivision $\text{Subdiv}\square(s)$ is the polyhedral complex of cells induced by the arrangement of tropical hypersurfaces

$$\mathcal{H}_s(\mathbf{h}) := \left\{ \mathcal{T}(F_t^k) : k \in [2, n + 1], t \in [s_k - 1] \right\},$$

where $F_t^k(\mathbf{x}) := \bigoplus \mathbf{h}(R(k, t, \delta)) \odot \mathbf{x}^\delta = \min \left\{ \mathbf{h}(R(k, t, \delta)) + \sum_{i \in [k-1]} \delta_i x_i : \delta \in \{0, 1\}^{k-1} \right\}$.

Notice that in this description of the tropical polynomials we avoid using the notation $\langle \delta, \mathbf{x} \rangle$ as $\mathbf{x} \in \mathbb{R}^n$ while $\delta \in \{0, 1\}^{k-1}$.

Definition 6.3.5. We denote by $\text{Perm}_s(\mathbf{h})$ the polyhedral complex of bounded cells induced by the arrangement $\mathcal{H}_s(\mathbf{h})$.

Theorem 6.3.6. The face poset of the geometric polyhedral complex $\text{Perm}_s(\mathbf{h})$ is isomorphic to the face poset of the combinatorial s -permutahedron Perm_s .

Proof. In Theorem 6.2.4 we saw that the face poset of Perm_s is anti-isomorphic to the face poset of interior cells of the mixed subdivision $\text{Subdiv}\square(s)$. From Lemma 5.2.12 and Theorem 6.3.4 we get that this poset is isomorphic to the poset of bounded cells of $\mathcal{H}_s(\mathbf{h})$, which is precisely the face poset of $\text{Perm}_s(\mathbf{h})$. \square

Figure 6.11 shows some examples of the 1-skeleton of such realizations of the s -permutahedron using the height function \mathbf{h}_ε of Lemma 6.3.1. Figure 6.12 shows $\text{Perm}_{(1,1,1,2)}(\mathbf{h}_1)$ with its maximal cells unglued. More examples with interactivity can be found in this [website](#)¹.

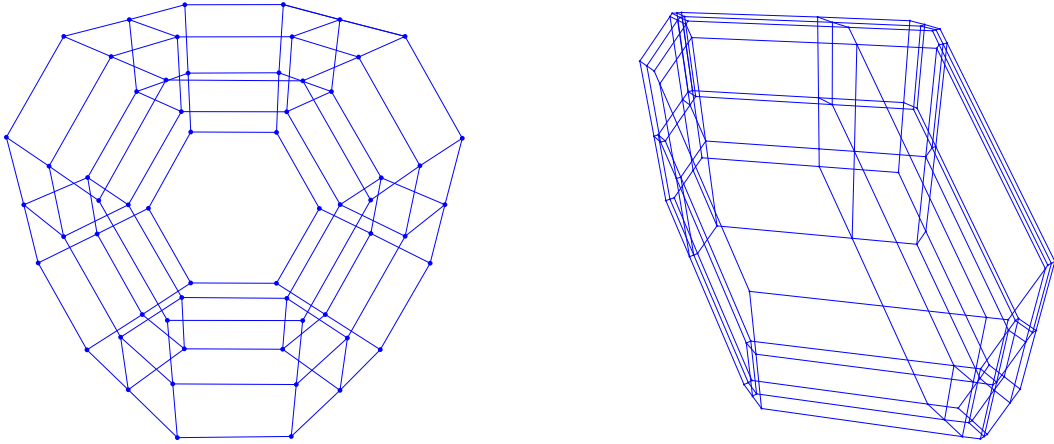


Figure 6.11 – The 1-skeletons of $\text{Perm}_{(1,1,1,2)}(\mathbf{h}_1)$ (left) and $\text{Perm}_{(1,2,2,2)}(\mathbf{h}_{0,2})$ (right) via their tropical realization and the height function \mathbf{h}_ε .

With this polytopal complex in hand, we can describe the explicit coordinates of the vertices of $\text{Perm}_s(\mathbf{h})$ as follows.

¹<https://sites.google.com/view/danieltamayo22/gallery-of-s-permutahedra>

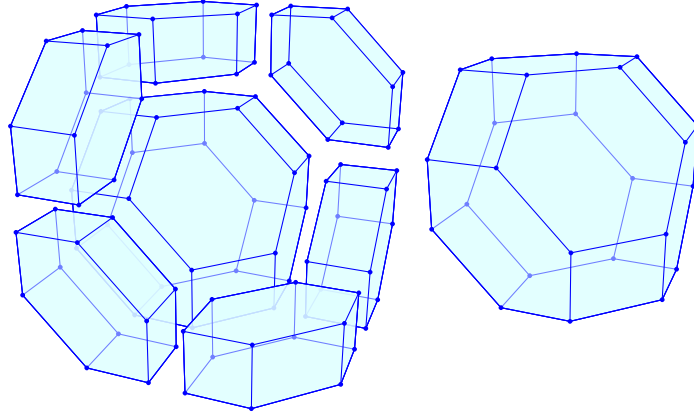


Figure 6.12 – $\text{Perm}_{(1,1,1,2)}(h_1)$ with its maximal cells distanced. One cell has been moved further for a better view.

Definition 6.3.7. Let $w \in \mathcal{W}_s$ be a Stirling s -permutation, $a \in [n]$ and $t \in [s_a]$. We denote $\ell(a^t)$ the length of the prefix of w that precedes the t -th occurrence of a . As in Definition 6.1.8, this prefix corresponds to the route $R[w_{[\ell(a^t)]}]$ in the maximal clique of coherent routes Δ_w .

Theorem 6.3.8. The vertices of $\text{Perm}_s(h)$ are in bijection with Stirling s -permutations. Moreover, the vertex $\mathbf{v}(w) = (\mathbf{v}(w)_a)_{a \in [n]}$ associated to a Stirling s -permutation w has coordinates

$$\mathbf{v}(w)_a = \sum_{t=1}^{s_a} \left(h(R[w_{[\ell(a^t)]}]) - h(R[w_{[\ell(a^{s_a})+1]}) \right). \quad (6.2)$$

Proof. We obtain the bijection between vertices of $\text{Perm}_s(h)$ and Stirling s -permutations directly as a consequence of Theorem 6.3.6.

Let w be a Stirling s -permutation. Its simplex Δ_w is associated via Theorem 6.3.4 to the intersection of all regions of the form

$$\left\{ \mathbf{x} \in \mathbb{R}^n : h(R(k, t, \delta)) + \sum_{a \in [c-1]} \delta_a x_a = \min_{\theta \in \{0,1\}^{k-1}} \left\{ h(R(k, t, \theta)) + \sum_{a \in [k-1]} \theta_a x_a \right\} \right\}, \quad (6.3)$$

where $R(c, t, \delta)$ is a route in the clique Δ_w . It follows from the bijection between vertices and Stirling s -permutations that this intersection is a single point that we denote \mathbf{v} . Let us show that \mathbf{v} has the coordinates stated in the theorem. Let $a \in [n]$. Both routes $R[w_{[\ell(a^1)]}]$ and $R[w_{[\ell(a^{s_a})+1]}]$ are of the form $R(c, t, \delta)$ and $R(c, t, \delta')$ respectively, where c is the smallest letter such that the a -block B_a is contained in the c -block B_c in w , and t denotes the number of occurrences of c that precedes B_a . If the B_a is contained in no other block we set $c = n + 1$ and $t = 1$ (i.e. the routes start with the source edge (v_{-1}, v_0)). The indicator vectors δ and δ' satisfy that $\delta' - \delta$ is the indicator vector of the letters $b \leq a$ such that the B_b is contained in B_a in w . The fact that both routes belong to Δ_w implies that $h(R[w_{[\ell(a^1)]}]) + \sum_{b \in [c-1]} \delta_b \mathbf{v}_b = h(R[w_{[\ell(a^{s_a})+1]}) + \sum_{b \in [c-1]} \delta'_b \mathbf{v}_b$, thus

$$\sum_{b \in [c-1]} (\delta'_b - \delta_b) \mathbf{v}_b = \sum_{\substack{b \in [a] \\ B_b \subseteq B_a}} \mathbf{v}_b = h(R[w_{[\ell(a^1)]}]) - h(R[w_{[\ell(a^{s_a})+1]})]. \quad (6.4)$$

6.3. The Tropical Realization

We finish with an induction on $a \in [n]$. If $a = 1$, then all terms of Equation 6.2 cancel out except $\mathbf{h}(R[w_{[\ell(a^1)]}])$ and $-\mathbf{h}(R[w_{[\ell(a^{s_a})}])$ which is exactly Equation 6.4 for \mathbf{v}_1 . Suppose we have the vertex description of all coordinates \mathbf{v}_b for $b < a$. From Equation 6.4 and the induction hypothesis we get that

$$\mathbf{v}_a = \mathbf{h}(R[w_{[\ell(a^1)]}]) - \mathbf{h}(R[w_{[\ell(a^{s_a})+1}]) - \sum_{\substack{b \in [a-1] \\ B_b \subset B_a}} \sum_{t=1}^{s_b} \left(\mathbf{h}(R[w_{[\ell(b^t)]}]) - \mathbf{h}(R[w_{[\ell(b^t)+1}]) \right).$$

In this case all terms on the right cancel whenever the value at position $\ell(b^t) + 1 \neq a$ giving us terms of the form $-\mathbf{h}(R[w_{[\ell(a^r)]}])$ for $r \in [2, s_a]$ or $\mathbf{h}(R[w_{[\ell(a^r)+1}])$ for $r \in [s_a - 1]$. \square

As all maximal cliques Δ_w contain the exceptional routes $R(n+1, 1, (0)^n)$ and $R(n+1, 1, (1)^n)$ (see Remark 6.1.9), we obtain the following corollary.

Corollary 6.3.9. The s -permutahedron $\text{Perm}_s(\mathbf{h})$ is contained in the hyperplane

$$\left\{ \mathbf{x} \in \mathbb{R}^n : \sum_{i=1}^n x_i = \mathbf{h}\left(R(n+1, 1, (0)^n)\right) - \mathbf{h}\left(R(n+1, 1, (1)^n)\right) \right\}. \quad (6.5)$$

As a next step, we show that $\text{Perm}_s(\mathbf{h})$ is a generalized permutahedron as in Definition 2.1.28.

Theorem 6.3.10. Let $1 \leq a < c \leq n$ and w and w' be Stirling s -permutations of the form $u_1 B_a c u_2$ and $u_1 c B_a u_2$ respectively, where B_a is the a -block of w and w' . The edge of $\text{Perm}_s(\mathbf{h})$ corresponding to the transposition between w and w' is

$$\mathbf{v}(w') - \mathbf{v}(w) = \left(\mathbf{h}(R[u_1 c]) + \mathbf{h}(R[u_1 B_a]) - \mathbf{h}(R[u_1]) - \mathbf{h}(R[u_1 B_a c]) \right) (\mathbf{e}_a - \mathbf{e}_c). \quad (6.6)$$

Proof. Denote $t := |(c, a)_w| + 1$ meaning that the transposition from w to w' exchanges the a -block with the t -th occurrence of c . Let us describe $\mathbf{v}(w') - \mathbf{v}(w)$ via the expression of the explicit coordinates we obtained in Theorem 6.3.8. Following the construction of routes R from prefixes u , notice that any route ending inside u_1 or inside u_2 appears in $\Delta_w \cap \Delta_{w'}$ as it has the same letters the same amount of times meaning that it is cancelled out in $\mathbf{v}(w') - \mathbf{v}(w)$. Also, all routes ending inside B_a also appear in $\mathbf{v}(w') - \mathbf{v}(w)$ as in this case c is not minimal enough to play the role of defining these routes. Thus, they are also cancelled. The remaining routes that we have are u_1 , $u_1 c$, $u_1 B_a$ and $u_1 B_a c$, which gives the same route as $u_1 c B_a$. Therefore, we have that

$$\begin{aligned} \mathbf{v}(w') - \mathbf{v}(w) &= (\mathbf{v}(w')_a - \mathbf{v}(w)_a) \mathbf{e}_a + (\mathbf{v}(w')_c - \mathbf{v}(w)_c) \mathbf{e}_c \\ &= \left(\mathbf{h}(R[w'_{[\ell(a^1)]}]) - \mathbf{h}(R[w'_{[\ell(a^{s_a})+1}]) - \mathbf{h}(R[w_{[\ell(a^1)]}]) + \mathbf{h}(R[w_{[\ell(a^{s_a})+1}]) \right) \mathbf{e}_a \\ &\quad + \left(\mathbf{h}(R[w'_{[\ell(c^t)]}]) - \mathbf{h}(R[w'_{[\ell(c^t)+1}]) - \mathbf{h}(R[w_{[\ell(c^t)]}]) + \mathbf{h}(R[w_{[\ell(c^t)+1}]) \right) \mathbf{e}_c \\ &= (\mathbf{h}(R[u_1 c]) - \mathbf{h}(R[u_1 c B_a]) - \mathbf{h}(R[u_1]) + \mathbf{h}(R[u_1 B_a])) \mathbf{e}_a \\ &\quad + (\mathbf{h}(R[u_1]) - \mathbf{h}(R[u_1 c]) - \mathbf{h}(R[u_1 B_a]) + \mathbf{h}(R[u_1 B_a c])) \mathbf{e}_c \\ &= (\mathbf{h}(R[u_1 c]) + \mathbf{h}(R[u_1 B_a]) - \mathbf{h}(R[u_1]) - \mathbf{h}(R[u_1 B_a c])) (\mathbf{e}_a - \mathbf{e}_c). \quad \square \end{aligned}$$

Lemma 6.3.11. For any strictly decreasing sequence of real numbers $\kappa_1 > \dots > \kappa_n$, the direction $\sum_{i=1}^n \kappa_i \mathbf{e}_i$ orients the edges of $\text{Perm}_s(\mathbf{h})$ according to the s -weak order covering relations.

Proof. Using Theorem 6.3.10, we know that the edges of $\text{Perm}_s(\mathbf{h})$ have direction $(\mathbf{h}(R[u_1c]) + \mathbf{h}(R[u_1B_a]) - \mathbf{h}(R[u_1]) - \mathbf{h}(R[u_1B_ac]))(\mathbf{e}_a - \mathbf{e}_c)$. As the routes $R[u_1B_a]$ and $R[u_1c]$ are in minimal conflict at $[v_{n+1-c}, v_{n+1-a}]$ and $R[u_1]$ and $R[u_1B_ac]$ are their resolvents, Lemma 5.1.34 tells us that $\mathbf{h}(R[u_1c]) + \mathbf{h}(R[u_1B_a]) - \mathbf{h}(R[u_1]) - \mathbf{h}(R[u_1B_ac]) > 0$. \square

Lemma 6.3.12. The support $\text{supp}(\text{Perm}_s(\mathbf{h}))$ (i.e. the union of faces of $\text{Perm}_s(\mathbf{h})$) is a polytope combinatorially isomorphic to the $(n - 1)$ -dimensional permutahedron. More precisely it can be described as

1. the convex hull of the vertices $\mathbf{v}(w^\sigma)$ where $\sigma \in \mathfrak{S}_n$ and w^σ is the Stirling s -permutation

$$w^\sigma = \underbrace{\sigma(1) \dots \sigma(1)}_{s_{\sigma(1)} \text{ times}} \dots \underbrace{\sigma(n) \dots \sigma(n)}_{s_{\sigma(n)} \text{ times}},$$

2. the intersection of the inequalities

$$\langle \delta, \mathbf{x} \rangle \geq \mathbf{h}(R(n + 1, 1, (0)^n)) - \mathbf{h}(R(n + 1, 1, \delta)), \quad (6.7)$$

$$\langle \mathbf{1} - \delta, \mathbf{x} \rangle \leq \mathbf{h}(R(n + 1, 1, \delta)) - \mathbf{h}(R(n + 1, 1, (1)^n)), \quad (6.8)$$

for all $\delta \in \{0, 1\}^n$.

Proof. We prove each statement separately.

1. Let $\sigma \in \mathfrak{S}_n$ and consider the linear functional $f(\mathbf{x}) = \sum_{a \in [n]} \sigma(a)x_a$. We claim that among all faces of $\text{Perm}_s(\mathbf{h})$, f is maximized on $\mathbf{v}(w^\sigma)$. To see this let w be a Stirling s -permutation and $1 \leq a < c \leq n$. Notice the following cases.

- If w contains an ascent (a, c) such that $\sigma(a) > \sigma(c)$, then f is increasing along the edge of direction $\mathbf{e}_a - \mathbf{e}_c$ corresponding to the transposition of w along the ascent (a, c) .
- If w contains a descent (a, c) such that $\sigma(a) < \sigma(c)$, then f is increasing along the edge of direction $\mathbf{e}_c - \mathbf{e}_a$ corresponding to the transposition of w along the descent (a, c) .
- Otherwise, $w = w^\sigma$.

This shows that the vertices of $\text{supp}(\text{Perm}_s(\mathbf{h}))$ have the same normal cones as the $(n - 1)$ -permutahedron (embedded in \mathbb{R}^n), hence its normal fan is the braid fan.

2. From Remark 6.1.9 we know that that all cliques Δ_w contain the routes $R(n + 1, 1, (0)^n)$ and $R(n + 1, 1, (1)^n)$. This implies that all vertices of $\text{Perm}_s(\mathbf{h})$ are contained in the following intersection of regions given by Equation 6.3.1:

$$\begin{aligned} \left\{ \mathbf{x} \in \mathbb{R}^n : \mathbf{h}(R(n + 1, 1, (0)^n)) &= \mathbf{h}(R(n + 1, 1, (1)^n)) + \langle \mathbf{1}, \mathbf{x} \rangle \right. \\ &= \left. \min_{\delta \in \{0, 1\}^n} \left\{ \mathbf{h}(R(n + 1, 1, \delta)) + \langle \delta, \mathbf{x} \rangle \right\} \right\}. \end{aligned}$$

This intersection is precisely the one obtained from the half-spaces defined in Equation 6.7 and Equation 6.8.

Moreover, notice that since each a -block B_a in w^σ is a consecutive repetition of the letter a , we have that the vertex $\mathbf{v}(w^\sigma)$ has coordinates $\mathbf{v}(w^\sigma)_a = \mathbf{h}(R[w_{[\ell(a^1)]}^\sigma]) - \mathbf{h}(R[w_{[\ell(a^s a)+1]}^\sigma])$. Thus, letting $I := \{i \in [n] : \delta_i = 1\}$ for $\delta \in \{0, 1\}^n$, Equation 6.7 and Equation 6.8 achieve equality with $\mathbf{v}(w^\sigma)$ exactly when $\{\sigma(1), \dots, \sigma(|I|)\} = I$. Meaning that these inequalities define the facets of $\text{supp}(\text{Perm}_s(\mathbf{h}))$. \square

Remark 6.3.13. With similar arguments we can see that the restriction of the s -weak order to a face of $\text{supp}(\text{Perm}_s(\mathbf{h}))$, associated to an ordered partition, corresponds to a product of s' -weak orders, one for each part of the ordered partition.

Remark 6.3.14. Since the zonotope $\sum_{1 \leq i < j \leq n} s_j [\mathbf{e}_i, \mathbf{e}_j]$ can be seen to be combinatorially isomorphic to the $(n - 1)$ -dimensional permutahedron, with Lemma 6.3.12 we have finished answering Conjecture 2.5.12 in the case where s is a composition.

We finish by refining Remark 6.3.14 for the case where \mathbf{h} is given by Lemma 6.3.1.

Theorem 6.3.15. Let $\varepsilon > 0$ be a small enough real number such that \mathbf{h}_ε is an admissible height function for $\text{Triang}_{DKK}(\text{Oru}(s), \preceq)$. Then the support $\text{supp}(\text{Perm}_s(\mathbf{h}_\varepsilon))$ is a translation of the zonotope $2 \sum_{1 \leq a < c \leq n} s_c \varepsilon^{c-a} [\mathbf{e}_a, \mathbf{e}_c]$.

Proof. Lemma 6.3.12 and Theorem 6.3.10 tell us that the edges of $\text{supp}(\text{Perm}_s(\mathbf{h}_\varepsilon))$ are of the form $[\mathbf{v}(w^\sigma), \mathbf{v}(w^{\sigma'})]$, where σ and σ' are permutations of $[n]$ related by a transposition along an ascent (a, c) . Using the DKK height function \mathbf{h}_ε from Equation 6.1 into Equation 6.6 with the modification that the letter c is replaced by s_c occurrences of c (or a repeated use of Equation 6.6), we see that the only terms that do not cancel out are those involving the pair (a, c) giving us:

$$\begin{aligned} \mathbf{v}(w^{\sigma'}) - \mathbf{v}(w^\sigma) &= \left(\mathbf{h}(R[u_1 B_c]) + \mathbf{h}(R[u_1 B_a]) - \mathbf{h}(R[u_1]) - \mathbf{h}(R[u_1 B_a B_c]) \right) (\mathbf{e}_a - \mathbf{e}_c) \\ &= -\varepsilon^{c-a} \left((s_c + 1)^2 + (0 + 1)^2 - (0 + 0)^2 - (s_c + 1)^2 \right) (\mathbf{e}_a - \mathbf{e}_c) \\ &= 2 s_c \varepsilon^{c-a} (\mathbf{e}_a - \mathbf{e}_c). \end{aligned}$$

Thus, all edges with a same direction also have the same length. Since $\text{supp}(\text{Perm}_s(\mathbf{h})[\mathbf{h}_\varepsilon])$ is combinatorially equivalent to a permutahedron, it follows that it is a zonotope. \square

6.4 Enumerative Consequences

We finish this chapter showing some enumerative consequences for the elements in the s -weak order by calculating volume and the lattice points of $\mathcal{F}_{\text{Oru}(s)}$ via the Baldoni–Vergne–Lidskii formulas (Theorem 5.1.16).

Corollary 6.4.1. Let s be a (weak) composition. The number of elements in the s -weak order decomposes as

$$\begin{aligned} \prod_{i=1}^{n-1} \left(1 + \sum_{r=n-i+1}^n s_r \right) &= \sum_{\mathbf{j}} \binom{s_n+1}{j_1} \binom{s_{n-1}+1}{j_2} \cdots \binom{s_2+1}{j_{n-1}} \cdot \prod_{i=1}^{n-1} (j_1 + \cdots + j_i - i + 1) \\ &= \sum_{\mathbf{j}} \binom{s_n+1}{j_1} \binom{s_{n-1}-1}{j_2} \cdots \binom{s_2-1}{j_{n-1}} \cdot \prod_{i=1}^{n-1} (j_1 + \cdots + j_i - i + 1) \end{aligned}$$

where the sums range over weak compositions \mathbf{j} of $n-1$ such that $\mathbf{j} \succeq (1, 1, \dots, 1)$.

We give two proofs. The first proof is geometrical using the flow polytope $\mathcal{F}_{\text{Oru}_n}$ while the second is combinatorial using s -weak order families.

First proof. Let s be a weak composition. Notice that taking the oruga graph Oru_n , through Remark 6.1.6 we can see that the flow polytope $\mathcal{F}_{\text{Oru}_n}(s_n, s_{n-1}, \dots, s_2, -\sum_i s_i)$ is integrally equivalent to the product of segments $\prod_{i=1}^{n-1} [0, \sum_{r=n-i+1}^n s_r]$.

Using the Baldoni–Vergne–Lidskii formula for the volume and considering that Oru_n has shifted outdegrees $o_i = 1$ for $i \in [n-1]$ and shifted indegrees $d_1 = -1$ and $d_i = 1$ for $i \in [2, n]$, we have that

$$\begin{aligned} |\mathcal{F}_{\text{Oru}_n}^{\mathbb{Z}}(s_n, s_{n-1}, \dots, s_2, -\sum_i s_i)| &= \sum_{\mathbf{j}} \binom{s_n+1}{j_1} \binom{s_{n-1}+1}{j_2} \cdots \binom{s_2+1}{j_{n-1}} |\mathcal{F}_{\text{Oru}_n}^{\mathbb{Z}}(\mathbf{j}-\mathbf{1})|, \\ &= \sum_{\mathbf{j}} \binom{s_n+1}{j_1} \binom{s_{n-1}-1}{j_2} \cdots \binom{s_2-1}{j_{n-1}} |\mathcal{F}_{\text{Oru}_n}^{\mathbb{Z}}(\mathbf{j}-\mathbf{1})|, \end{aligned}$$

where the sums range over compositions $\mathbf{j} = (j_1, \dots, j_{n-1})$ of $n-1$ that are $\succeq (1, 1, \dots, 1)$. Now, let us count the integer flows in $\mathcal{F}_{\text{Oru}_n}^{\mathbb{Z}}(\mathbf{j}-\mathbf{1})$. For such an integer flow, the incoming flow at vertex $i \in [n-1]$ is $j_1 + \cdots + j_{i-1} - (i-1)$. Since the netflow on vertex i is $j_i - 1$, the outgoing flow equals $j_1 + \cdots + j_i - i$. Moreover, there are $j_1 + \cdots + j_i - i + 1$ possible outgoing integer flows on the two edges $(i, i+1)$ for which the choice of flow is independent. Thus, we obtain as wished

$$\text{vol}(\mathcal{F}_{\text{Oru}_n}(\mathbf{j}-\mathbf{1})) = \prod_{i=1}^{n-1} (j_1 + \cdots + j_i - i + 1). \quad \square$$

Second proof. We prove the equality of the (LHS) with each expression on the (RHS) separately.

The first formula using binomials, can be obtained similarly to the proof given in Proposition 2.5.3 enumerating s -decreasing trees. For step 0 we begin with the node labeled n . At step 1 we choose which of its $s_n + 1$ children become nodes (as opposed to leaves). This gives a coefficient $\binom{s_n+1}{j_1}$, where $j_1 \in [\min(s_n+1, n-1)]$. Among these j_1 nodes, one carries the label $n-1$ with $s_{n-1}+1$ children. Right before step i , we have a partial s -decreasing tree with i nodes labeled by $[n+1-i, n]$, and $j_1 + \cdots + j_{i-1} - (i-1)$ unlabeled nodes, where j_k is the number of non-empty subtrees of the node $n+1-k$, whose positions were chosen at the step k . At step i we choose j_i from the $s_{n+1-i} + 1$ new children to become new nodes. At this point we get $n_i := j_1 + \cdots + j_i - (i-1)$ nodes without labels. To ensure that $n_i > 0$, we have that constraint to verify that the j_k chosen so far satisfy that $\sum_{k=1}^i j_k \geq i$. Afterwards we

choose one of these n_i nodes to carry the label $n - i$. We stop after step $n - 1$ where we have obtained an s -decreasing tree.

The second formula that utilizes multiset binomials can be obtained in the following way of building a Stirling s -permutation. Let us say that an a -block B_a covers a b -block B_b in w if a is the smallest letter such that the $B_b \subset B_a$. At step 0 we begin with the sequence of s_n consecutive occurrences of n and choose a number j_1 of blocks to be covered by B_n or appear before or after it in the final multipermutation w . Notice that there are $\binom{s_n+1}{j_1}$ ways to arrange these blocks among the occurrences of n . Choose one of these $j - 1$ blocks to be the sequence of $s_{(n-1)}$ consecutive occurrences of $n - 1$. At the beginning of step i , we have a partial Stirling s -permutation that contains all occurrences of the letters in $[n+1-i, n]$ and $j_1 + \dots + j_{i-1} - (i-1)$ unlabeled blocks, where j_k is the number of blocks covered by the $(n + 1 - k)$ -block, whose positions were chosen at the step k . At step i choose the number j_i of blocks that to be covered by the $(n + 1 - i)$ -block and one among the $\binom{s_{n+1-i}-1}{j_i}$ ways to arrange them between the first and the last occurrence of $n + 1 - i$. Choose one of the $n_i := j_1 + \dots + j_i - (i - 1)$ unlabeled block to be the $(n - i)$ -block. After step $n - 1$ we have inserted B_1 and finished constructing a Stirling s -permutation. \square

Remark 6.4.2. When s is a composition, Corollary 6.1.5, tells us that the RHS of Corollary 6.4.1 gives the volume of $\mathcal{F}_{\text{Oru}(s)}(\mathbf{i})$. This together with Proposition 5.1.41 gives us that

$$\begin{aligned} \text{vol}\left(\mathcal{F}_{\text{Oru}(s)}(1, 0, \dots, 0, -1)\right) &= \left| \mathcal{F}_{\text{Oru}(s)}^{\mathbb{Z}}(0, s_n, s_{n-1}, \dots, s_2, -\sum_i s_i) \right| \\ &= \left| \mathcal{F}_{\text{Oru}_n}^{\mathbb{Z}}(s_n, s_{n-1}, \dots, s_2, -\sum_i s_i) \right|, \end{aligned} \tag{6.9}$$

where the second equality follows from our Remark 6.1.3. Thus, the formulas of Corollary 6.1.5 as decomposition formulas for the volume of $\mathcal{F}_{\text{Oru}(s)}(\mathbf{i})$ as well. This is the approach followed in [KMS21] to prove geometrically the Lidskii decomposition of the Kostant partition formula given in Theorem 5.1.16.

Remark 6.4.3. Notice that the Lidskii formulas hold for zero also when s is a weak composition. Moreover, each term of the RHS of the first Lidskii formula is nonnegative for $s_i \geq 0$, however terms of the RHS of the second formula can be negative as in Example 6.4.4 for $s = (1, 0, 1)$.

Example 6.4.4. For $n = 3$, Corollary 6.4.1 yields

$$(1 + s_3)(1 + s_2 + s_3) = \binom{s_3 + 1}{1} \binom{s_2 + 1}{1} + \binom{s_3 + 1}{2} \cdot 2, \tag{6.10}$$

$$= \binom{s_3 + 1}{1} \binom{s_2 - 1}{1} + \binom{s_3 + 2}{2} \cdot 2. \tag{6.11}$$

We finish with some perspectives stemming out from our work.

Perspective 6.4.5. Ceballos and Pons also conjectured ([CP19, Conjecture 2]) that there exists a geometric realization of Perm_s (when s is a strict composition) such that the s -associahedron can be obtained from it by removing certain facets. Our realizations seem very promising for providing a geometric relation between s -permutahedra and s -associahedra, but this is still work in progress.

Perspective 6.4.6. Since in this chapter our objective was to answer Conjecture 2.5.12, we concentrated our efforts on studying the framing of $\text{Oru}(s)$ described in Definition 6.1.1 to obtain the triangulation $\text{Triang}_{DKK}(\text{Oru}(s), \preceq)$ which encoded the s -weak order. It is natural to ask about other DKK triangulations of $\mathcal{F}_{\text{Oru}(s)}$ coming from other framings and the poset structures that arise from them. In the case of the caracol graph $\text{Car}(s)$, Bell et al. [vGM23] studied the length framing and the planar framing whose corresponding DKK triangulation correspondingly realized in their dual graph the s -Tamari lattice and the principal order ideal $I(\nu)$ in *Young's lattice*, where $\nu_i = 1 + s_{n-i+1} + s_{n-i+2} + \cdots + s_n$.

Perspective 6.4.7. Although the s -weak order of Ceballos and Pons is defined for weak compositions, all of our realizations are defined uniquely for compositions as $\text{Oru}(s)$ requires that $s_i > 0$ for $i \in [n+1]$. Moreover, even though Corollary 6.1.5 does not hold for weak compositions, Remark 6.1.6 and the first proof of Corollary 6.4.1 let us see that there is a connection. Computationally we have found certain variations of $\text{Oru}(s)$ to describe the s -weak order for certain families of weak compositions. This is still work in progress.

Chapter 7

Recovering Permutrees with Flow Polytopes

In this chapter we apply our machinery of flow polytopes to give another answer to Perspective 2.4.55. That is, we recover permutree lattices from the dual triangulation of a framed graph. This chapter comes from ongoing work [GMP⁺23b].

Our inspiration for the following came from looking at Car_n and Oru_n in Figure 7.1 and deducing a way to create other similar graphs.

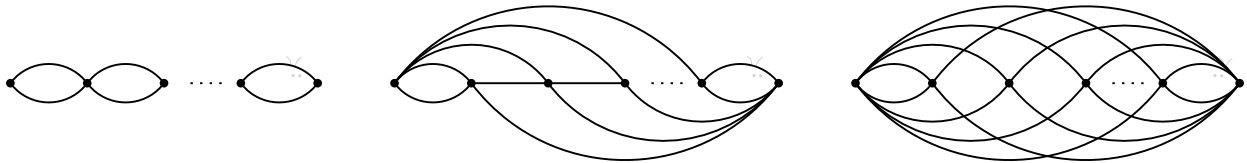


Figure 7.1 – The oruga Oru_n (left), caracol Car_n (middle), and mariposa Mar_n (right) graphs.

7.1 M-Moves

Taking Oru_n as a starting point, we provide an operation on the edges of Oru_n to create new graphs akin to Car_n .

Definition 7.1.1. Let G be a graph on $\{v_0, \dots, v_n\}$. The graph obtained by the *M-move* applied on an edge (v_i, v_{i+1}) is the graph $M(G)$ on $\{v_0, \dots, v_n\}$ with edge set $E(M(G)) := (E(G) \setminus \{(v_i, v_{i+1})\}) \cup \{(v_0, v_{i+1}), (v_i, v_n)\}$.

Endow Oru_n with the framing $e_0^i \preceq_{\mathcal{I}_{n+1-i}} e_1^i$ (resp. $e_0^{i-1} \preceq_{\mathcal{O}_{n+1-i}} e_1^{i-1}$) for $i \in [1, \dots, n-1]$. The graph $M(\text{Oru}_n)$ resulting from the M-move on the edge e_0^i (resp. e_1^i) has the new modified framing \preceq' where the new edges inherit the framing of the removed edge. Figure 7.2 contains examples of the M-moves with the normal embedding of Oru_n . This framing is called the *inherited framing* of $M(\text{Oru}_n)$.

We call the resulting graph after doing all possible M-moves on Oru_n the *mariposa graph* denoted Mar_n . Mariposa is the Spanish word for butterfly and as before, this name comes from the embedding of Mar_n shown in Figure 7.1.

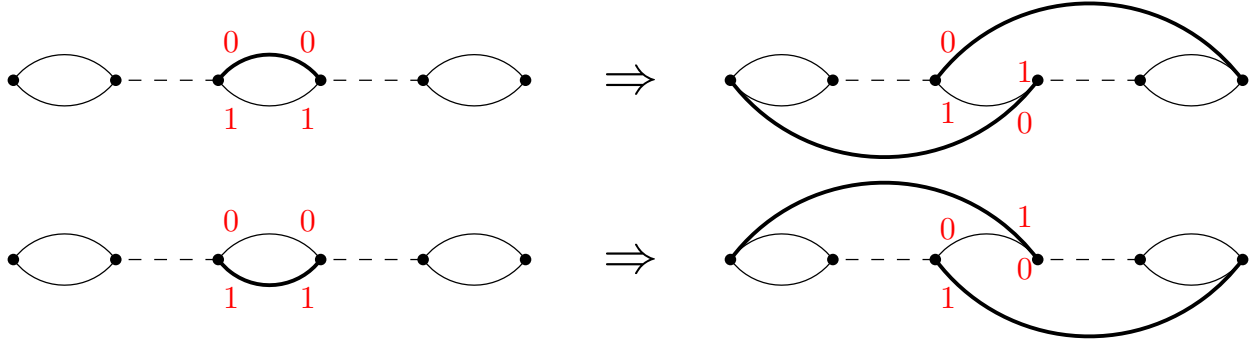


Figure 7.2 – The resulting framed graph $M(\text{Oru}_n)$ after applying an M-move M on the edge e_0^i (top) (resp. e_1^i (bottom)) of Oru_n . The edges affected by the M are bolded.

Notice that any sequence of M-moves gives a graph that can be considered to be between Oru_n and Mar_n . Moreover, all M-moves are independent of each other as they manipulate disjoint sets of edges. As we can apply M-moves to none, one, or both of the edges between the vertices v_{n+1-i} and v_{n+1-i} , the following definition is in order.

Definition 7.1.2. Let $\delta \in \mathbb{D} \cdot \{\mathbb{D}, \mathbb{O}, \mathbb{V}, \mathbb{X}\}^{n-2} \cdot \mathbb{D}$ be a permutree decoration. Apply on Oru_n the sequence of M-moves on the edge e_0^i if $\delta_i \in \{\mathbb{V}, \mathbb{X}\}$ (resp. e_1^i if $\delta_i \in \{\mathbb{O}, \mathbb{X}\}$). We call the resulting graph the δ -bicho graph and denote it by Bic_δ . Bicho is the closest Spanish word for critter that encompasses caterpillars, snails, and butterflies at the same time.

Remark 7.1.3. With Definition 7.1.2 it is clear that $M(\text{Bic}_\delta) = \text{Bic}_{\delta'}$ for a collection M of M-moves if and only if δ refines δ' . In this context we say that $M(\delta) = \delta'$. Similar to Figure 2.21, this gives us Figure 7.3 containing all possible δ -bicho graphs for decorations $\delta \in \mathbb{D} \cdot \{\mathbb{D}, \mathbb{O}, \mathbb{V}, \mathbb{X}\}^2 \cdot \mathbb{D}$.

With our δ -bicho graphs in hand, we can study their corresponding flow polytopes $\mathcal{F}_{\text{Bic}_\delta}(\mathbf{a})$.

Remark 7.1.4. Since we obtain Bic_δ from Oru_n via M-moves, we get that its polytope lives in dimension

$$|E(\text{Bic}_\delta)| = 2n + \left| \left\{ i \in [n] : \delta_i \in \{\mathbb{O}, \mathbb{V}\} \right\} \right| + 2 \left| \left\{ i \in [n] : \delta_i \in \{\mathbb{X}\} \right\} \right|$$

and

$$\dim(\mathcal{F}_{\text{Bic}_\delta}(\mathbf{a})) = n + \left| \left\{ i \in [n] : \delta_i \in \{\mathbb{O}, \mathbb{V}\} \right\} \right| + 2 \left| \left\{ i \in [n] : \delta_i \in \{\mathbb{X}\} \right\} \right|.$$

Similar to the case of $\text{Oru}(s)$, we denote routes of Bic_δ as $R(k_1, t_1, \theta, k_2, t_2)$. Intuitively this notation comes from the fact that every route of Bic_δ starts from v_0 , lands in a vertex v_{n+1-k_1} via a source bump or dip, follows $k_1 - k_2 - 1$ edges that can be either bumps or dips (depending on δ) and finally jumps from a vertex v_{n+1-k_2} to v_n by a sink bump or dip. In a more formal fashion, we give the following definition.

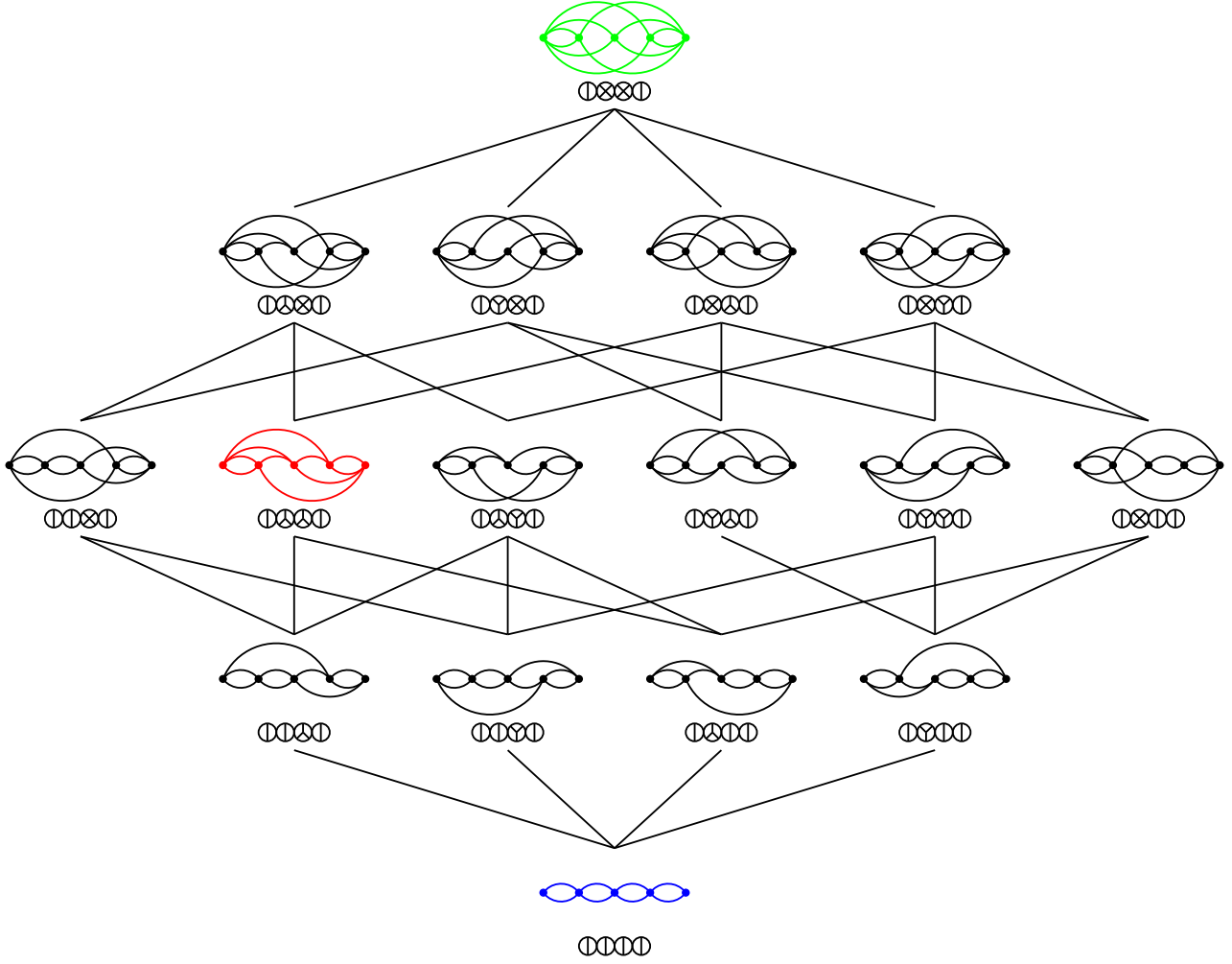


Figure 7.3 – All $\oplus \cdot \{\oplus, \otimes, \otimes, \otimes\}^2 \cdot \oplus$ -bicho graphs. The bottom graph is the **oruga graph**, the second graph in the middle is the **caracol graph**, and the top graph is the **mariposa graph**.

Definition 7.1.5. Let $\delta \in \oplus \cdot \{\oplus, \otimes, \otimes, \otimes\}^{n-2} \cdot \oplus$ and denote the sequences of sets

$$\begin{aligned} \Theta &= (\emptyset, \Theta_2, \dots, \Theta_{n-1}, \emptyset) & \text{where} & \begin{cases} 0 \in \Theta_i \text{ if } \delta_i \in \{\oplus, \otimes\}, \\ 1 \in \Theta_i \text{ if } \delta_i \in \{\oplus, \otimes\}, \end{cases} \\ \Omega^{\text{in}} &= (\{0, 1\}, \Omega_2^{\text{in}}, \dots, \Omega_{n-1}^{\text{in}}, \emptyset) & \text{where} & \begin{cases} 0 \in \Omega_i^{\text{in}} \text{ if } \delta_i \in \{\otimes, \otimes\}, \\ 1 \in \Omega_i^{\text{in}} \text{ if } \delta_i \in \{\otimes, \otimes\}, \end{cases} \\ \Omega^{\text{out}} &= (\emptyset, \Omega_2^{\text{out}}, \dots, \Omega_{n-1}^{\text{out}}, \{0, 1\}) & \text{where} & \begin{cases} 0 \in \Omega_i^{\text{out}} \text{ if } \delta_i \in \{\otimes, \otimes\}, \\ 1 \in \Omega_i^{\text{out}} \text{ if } \delta_i \in \{\otimes, \otimes\}. \end{cases} \end{aligned}$$

We denote the routes of Bic_δ as $R(k_1, t_1, \theta, k_2, t_2)$ where $2 \leq k_2 < k_1 \leq n$, $t_1 \in \Omega_{n+1-k_1}^{\text{in}}$, $t_2 \in \Omega_{n+1-(k_2-1)}^{\text{out}}$, and $\theta \in \prod_{i=n+1-(k_1-1)}^{n+1-k_2} \Theta_i$.

Example 7.1.6. Consider the route $R(6, 1, (1, 0, 1), 3, 0)$ of $\text{Bic}_{\textcircled{1}\textcircled{2}\textcircled{3}\textcircled{4}\textcircled{5}\textcircled{6}}$ depicted in Figure 7.4. In this case $1 \leq 3 < 6 \leq 6$, $1 \in \Omega_2^{\text{in}}$, $0 \in \Omega_6^{\text{out}}$, and $\delta \in \Theta_3 \times \Theta_4 \times \Theta_5$ where

$$\begin{aligned}\Theta &= \emptyset \times \{1\} \times \{0, 1\} \times \{0\} \times \{0, 1\} \times \emptyset \times \emptyset, \\ \Omega^{\text{in}} &= \{0, 1\} \times \{1\} \times \emptyset \times \{0\} \times \emptyset \times \{0, 1\} \times \emptyset, \\ \Omega^{\text{out}} &= \emptyset \times \{0\} \times \emptyset \times \{1\} \times \emptyset \times \{0, 1\} \times \{0, 1\}.\end{aligned}$$

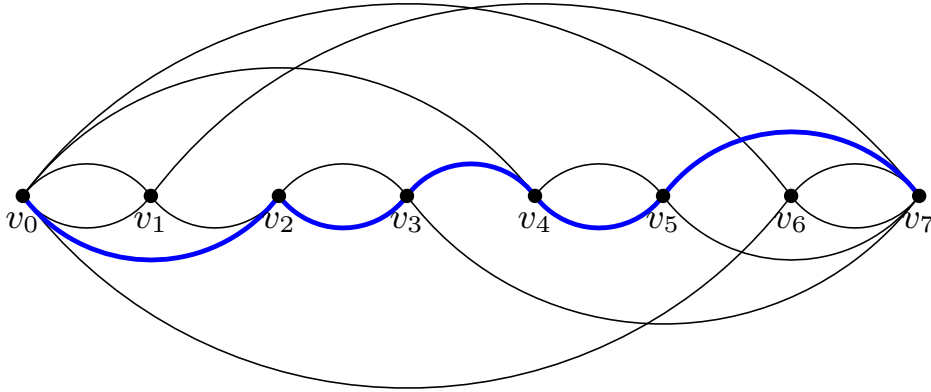


Figure 7.4 – The route $R(6, 1, (1, 0, 1), 3, 0)$ of $\text{Bic}_{\textcircled{1}\textcircled{2}\textcircled{3}\textcircled{4}\textcircled{5}\textcircled{6}}$ bolded in blue.

Remark 7.1.7. Given a route $R := R(k_1, t_1, (\theta_{n+1-(k_1-1)}, \dots, \theta_{n+1-(k_2)}), k_2, t_2)$ in Bic_δ , the action of doing an M-move M on an edge $e_k^i = (v_{n+1-(i+1)}, v_{n+1-i})$ of Bic_δ either transforms R into a pair of routes $M(R) := \{R_1, R_2\}$ where

$$\begin{aligned}R_1 &:= R(i, \theta_{n+1-i}, (\theta_{n+1-(i-1)}, \dots, \theta_{n+1-k_2}), k_2, t_2) \\ R_2 &:= R(k_1, t_1, (\theta_{n+1-(k_1-1)}, \dots, \theta_{n+1-(i+1)}), i+1, \theta_{n+1-i})\end{aligned}$$

if $k_2 \leq i \leq k_1 - 1$ and $k = \theta_{n+1-i}$ or and does not affect R at all and $M(R) = \{R_0\}$ where $R_0 := R$. The routes R_0, R_1, R_2 are all shown in the graph $\text{Bic}_{M(\delta)}$. See Figure 7.5 for an example of this construction in Oru_5 .

7.2 Enumerating Integer \mathbf{d} -Flows in Bic_δ

In this section we draw several parallels between the enumeration of permutrees done in [PP18, Sec.2.5] and the enumeration of integer \mathbf{d} -flows in Bic_δ .

Remark 7.2.1. Recall that $\mathbf{d} := (d_0, d_1, \dots, d_{n-1}, -\sum_{i=0}^{n-1} d_i)$ which in our current context is defined as $d_i = \text{indeg}_i(\text{Bic}_\delta) - 1$. Moreover, notice that for any permutree decoration δ we have that this vector is always $\mathbf{d} = (0, 1 \dots, 1, -n + 1)$.

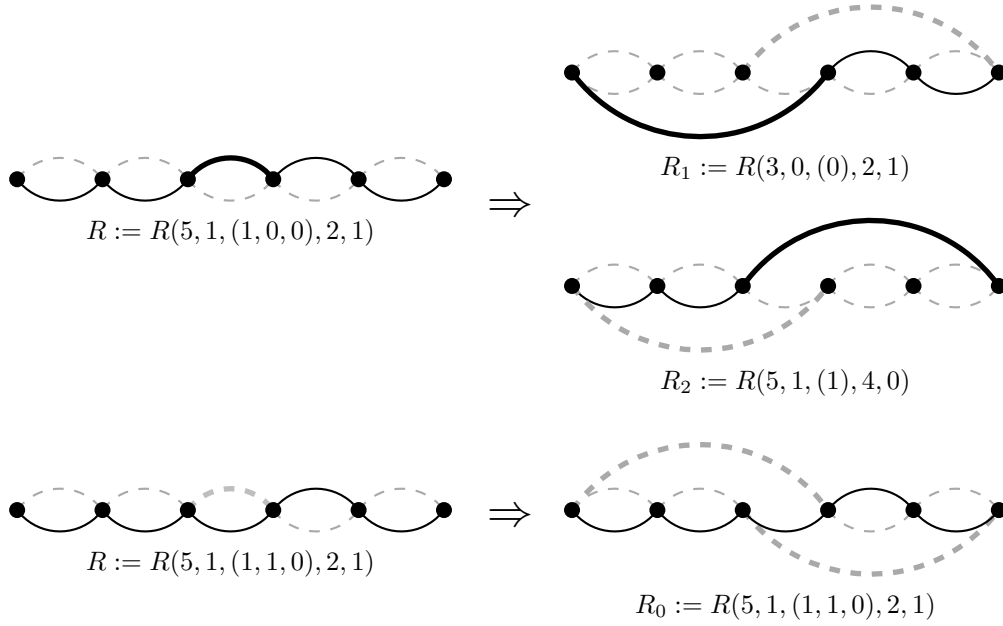


Figure 7.5 – The M-move corresponding to the bump (v_2, v_3) applied on two routes (left) of Oru_5 and their responding routes after the M-move (right). The edges affected by the M-move are bolded.

Lemma 7.2.2. Let δ be a permutree decoration and δ' be any decoration such that $\delta^{-1}(\ominus) = \delta'^{-1}(\ominus)$ and $\delta^{-1}(\otimes) = \delta'^{-1}(\otimes)$. Then $|\mathcal{F}_{\text{Bic}_\delta}^{\mathbb{Z}}(\mathbf{d})| = |\mathcal{F}_{\text{Bic}_{\delta'}}^{\mathbb{Z}}(\mathbf{d})|$.

Proof. Suppose that δ and δ' are permutree decorations with the stated property. Notice that the definition of M-moves and Bic_δ is symmetric between choosing the decorations \otimes and \ominus except for the defined framing. Therefore, the graphs Bic_δ and $\text{Bic}_{\delta'}$ are isomorphic. Since the counting of integer \mathbf{d} -flows depends only on the underlying graph structure, we get our result. \square

Lemma 7.2.3. Suppose that a permutree decoration δ decomposes as $\delta = \delta' \otimes \delta''$. Then $|\mathcal{F}_{\text{Bic}_\delta}^{\mathbb{Z}}(\mathbf{d})| = |\mathcal{F}_{\text{Bic}_{\delta'} \ominus}^{\mathbb{Z}}(\mathbf{d})| \cdot |\mathcal{F}_{\text{Bic}_{\ominus \delta''}}^{\mathbb{Z}}(\mathbf{d})|$.

Proof. From Definition 7.1.2 it follows that an M-move corresponding to a decoration $\delta_i = \otimes$ partitions the set of routes of Bic_δ into routes of the form $R(k'_1, t'_1, \theta', k'_2, t'_2)$ where $i + 1 \leq k'_2 < k'_1 \leq n$ and $R(k''_1, t''_1, \theta'', k''_2, t''_2)$ where $2 \leq k''_2 < k''_1 \leq i$. This partitions the edges of Bic_δ into two sets depending on the type of routes that contain them. In this context any \mathbf{d} -flow on Bic_δ gets divided into the two sections of the graph. Since the sections form a partition, the flows are independent. As the subgraphs corresponding to this partition are isomorphic to $\text{Bic}_{\delta'} \ominus$ and $\text{Bic}_{\ominus \delta''}$ after a relabeling of the vertices the result follows. \square

Remark 7.2.4. For $n = 1$ the graph Bic_δ is isomorphic just two vertices with two edges no matter the decoration. In this case $\mathbf{d} = (0, 0)$. As such, in this case there is only 1 integer \mathbf{d} -flow which is the constant flow f_0 assigning to every edge flow 0. Similarly, for $n = 0$, we have that Bic_δ is a point with $\mathbf{d} = (0)$ and the same constant flow f_0 is the only integer \mathbf{d} -flow.

Theorem 7.2.5. For any decoration $\delta \in \{\oplus, \otimes\}^n$, the sets of integer \mathbf{d} -flows of Bic_δ and δ -permutrees are in bijection.

Proof. Given $i \in [n]$ denote respectively by $e_0^{n+1-i} := (v_{i-1}, v_i)$ and $e_1^{n+1-i} := \begin{cases} (v_{i-1}, v_i) & \text{if } \delta_i = \oplus, \\ (v_{i-1}, v_n) & \text{if } \delta_i = \otimes \end{cases}$ the bump edges of Bic_δ and the dip edges of Bic_δ that can receive any flow when the netflow is given by \mathbf{d} . In this context notice that a \mathbf{d} -flow f is uniquely determined by the values $f(e_0^{n+1-i})$ as all source edges have 0 flow, and all dip edges have flow that satisfies the recursive relations

$$f(e_1^{n+1-i}) = \begin{cases} f(e_0^{n+1-(i-1)}) + f(e_1^{n+1-(i-1)}) + 1 - f(e_0^{n+1-i}) & \text{if } \delta_{i-1} = \oplus, \\ f(e_0^{n+1-(i-1)}) + 1 - f(e_0^{n+1-i}) & \text{if } \delta_{i-1} = \otimes. \end{cases}$$

Take f an integer \mathbf{d} -flow of Bic_δ . Let us construct a δ -permutree (with nodes relabeled $\{v'_1, \dots, v'_n\}$ to avoid confusion). We do this starting from the integers $f(e^i)$ and proceeding like in the proofs of Lemma 3.1.3 and Theorem 3.2.6 using the insertion algorithm as follows. Begin by taking an $n \times n$ grid. At step 1, since $f(e^{n+1-1}) = 0$, place the vertex v'_1 anywhere in the first column. For convenience place it at position $(1, 1)$. At step i , place the vertex v'_i in position $(i, i - f(e^{n+1-i}))$ moving all previous vertices that are at the same or greater height upwards by 1 unit. After step n we obtain a permutation table. Decorating this table with δ and applying the permutree insertion algorithm gives us a δ -permutree T_f such that $f_{T_f} = f$. See Figure 7.6 for an example.

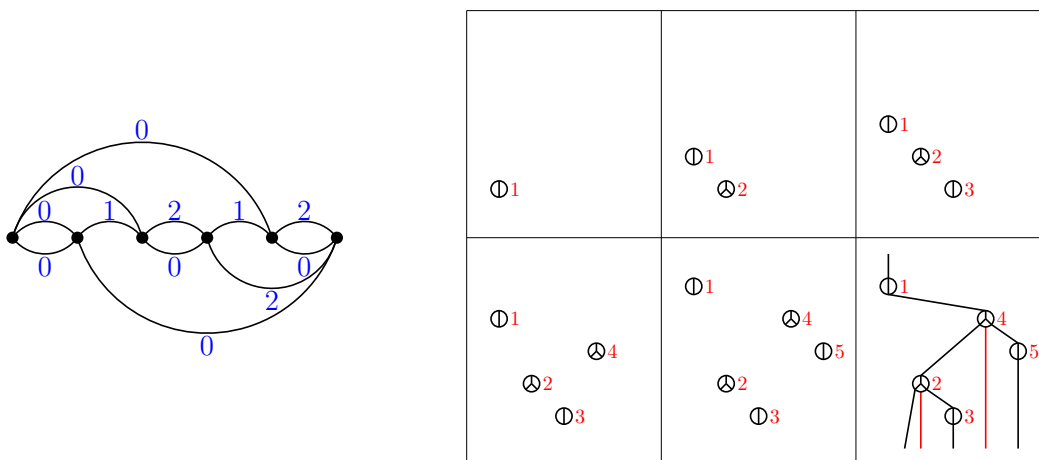


Figure 7.6 – The construction of a $\oplus\otimes\oplus\otimes\oplus$ -permutree (right) from the integer \mathbf{d} -flow characterized by the flow $(0, 1, 2, 1, 2)$ on the bumps of $\text{Bic}_{\oplus\otimes\oplus\otimes\oplus}$ (left).

Conversely, let $T \in \mathcal{PT}(\delta)$ be a δ -permutree. We define the function $f_T(e^{n+1-i}) = |\{j \in [i-1] : i \rightarrow j\}|$. That is, the amount of vertices in LA_i (resp. A_i) with label smaller than i . We claim that this function is compatible with the netflow \mathbf{d} . Indeed, notice that although the definition tells us that $f_T(e^{n+1-i}) \leq i-1$ for $i \in [n]$, we actually have that $f_T(e^{n+1-1}) = 0$ and $f_T(e^{n+1-i}) \leq f_T(e^{n+1-(i-1)}) + 1$ for $i \in [1, n]$. This occurs as $\delta \in \{\oplus, \otimes\}$ implies that either $i-1 \rightarrow i$ and $f_T(e^{n+1-i}) \leq f_T(e^{n+1-(i-1)})$ or $i \rightarrow i-1$ and $f_T(e^{n+1-i}) = f_T(e^{n+1-(i-1)}) + 1$. So we know that the amount of flow is the correct one and respects the netflow \mathbf{d} . Thus, f_T can be extended to a unique integer \mathbf{d} -flow of Bic_δ . \square

Corollary 7.2.6. Given a permutree decoration δ , we have that

$$|\mathcal{PT}(\delta)| = |\mathcal{F}_{\text{Bic}_\delta}^{\mathbb{Z}}(\mathbf{d})| = \text{vol}\left(\mathcal{F}_{\text{Bic}_\delta}(\mathbf{i})\right).$$

Proof. Due to Lemma 7.2.3 and 7.2.2, $|\mathcal{F}_{\text{Bic}_\delta}^{\mathbb{Z}}(\mathbf{d})|$ can be decomposed as a product of $|\mathcal{F}_{\text{Bic}_{\delta'}}^{\mathbb{Z}}(\mathbf{d})|$ where $\delta'_i \in \{\oplus, \otimes\}$. As these integer \mathbf{d} -flows are in bijection with δ' -permutrees through Theorem 7.2.5 and δ -permutrees follow the same decomposition given in Proposition 2.3.8, we have that $|\mathcal{F}_{\text{Bic}_\delta}^{\mathbb{Z}}(\mathbf{d})| = |\mathcal{PT}(\delta)|$. We finish by applying Theorem 5.1.41. \square

7.3 Permutrees and Cliques of Bic_δ

As before, the routes of the framed graph Bic_δ give us the triangulation $\text{Triang}_{DKK}(\text{Bic}_\delta, \preceq)$ of $\mathcal{F}_{\text{Bic}_\delta}(\mathbf{i})$. We proceed to show how simplices of these triangulations relate with each other.

Definition 7.3.1. Let C be a collection of routes of Bic_δ and M a sequence of M-moves on a subset of edges of Bic_δ . We denote by $M(C)$ the set $\bigcup_{R \in C} M(R)$ following Remark 7.1.7.

Lemma 7.3.2. If C is a set of coherent routes of Bic_δ , then $M(C)$ is a set of coherent routes of $\text{Bic}_{M(\delta)}$.

Proof. It is enough to prove the lemma for the case when M is an M-move on a single edge $e_k^i = (v_{n+1-(i+1)}, v_{n+1-i})$. In this case $\delta \prec \delta'$ and $\text{Bic}_{\delta'}$ has the same framing of Bic_δ except for $\mathcal{O}_{n+1-(i+1)}$ and \mathcal{I}_{n+1-i} . Let P and Q be two routes in C . We have the three following cases.

- If both P and Q contain e_k^i then $M(P) = \{P_1, P_2\}$ and $M(Q) = \{Q_1, Q_2\}$. Let us see that $\{P_1, P_2, Q_1, Q_2\}$ is a clique.
 - The pairs of routes $\{P_1, P_2\}$, $\{P_1, Q_2\}$, (Q_1, P_2) and $\{Q_1, Q_2\}$ are all cliques as each pair of routes has no common vertices except v_0 and v_n . Thus, no possible conflict.
 - For $\{P_1, Q_1\}$ notice that their suffixes satisfy $v_{n+1-i}P_1 = v_{n+1-i}P$ and $v_{n+1-i}Q_1 = v_{n+1-i}Q$ and that both their source edges are $P_1v_{n+1-i} = Q_1v_{n+1-i}$. Therefore, the edges on which P_1 and Q_1 differ are the same as the edges on which P and Q differ. As P and Q are coherent, P_1 and Q_1 are coherent. Similar for $\{P_2, Q_2\}$.

Thus, all routes in $\{P_1, P_2, Q_1, Q_2\}$ are pairwise coherent.

- If P contains e_k^i but Q does not, then $M(P) = \{P_1, P_2\}$ and $M(Q) = \{Q_0\}$.
 - If Q contains e_{1-k}^i then notice that as $Q_0 = Q$, $v_{n+1-i}P_1 = v_{n+1-i}P$ and $P_2v_{n+1-(i+1)} = Pv_{n+1-(i+1)}$, and their framing is inherited from P and Q , we have that no conflict can arise.
 - If Q does not contain e_{1-k}^i then the common edges of P_1 and Q_0 (resp. P_2 and Q_0) are common edges of P and Q meaning that no conflict occurs.

Thus, P_1 , P_2 and Q_0 are pairwise coherent. The argument is similar with the roles of P and Q reversed.

- If neither P nor Q contain e_k^i then $M(P) = \{P_0\}$ and $M(Q) = \{Q_0\}$. As $P = P_0$, $Q = Q_0$ and their framings are the same as before, we have that P_0 and Q_0 are coherent.

As in all cases $M(P) \cup M(Q)$ is formed by pairwise coherent routes, we have that $M(C) = \bigcup_{R \in C} M(R)$ is a clique of $\text{Bic}_{\delta'}$. \square

Remark 7.3.3. For the exceptional routes $R^d = R(n, 1, (1)^{n-2}, 2, 1)$ and $R^b = R(n, 1, (0)^{n-2}, 2, 1)$ of $\text{Oru}_n = \text{Bic}_{\mathbb{D}^n}$, we have that $M(R^d) \cup M(R^b)$ are the exceptional routes of $\text{Bic}_{M(\mathbb{D}^n)}$.

Lemma 7.3.4. Let δ, δ' be permutree decorations such that δ refines δ' and M be the collection of M-moves transforming Bic_{δ} to $\text{Bic}_{\delta'}$. Then every $C' \in \text{MaxCliques}(\text{Bic}_{\delta'}, \preceq)$ is of the form $M(C)$ for some $C \in \text{MaxCliques}(\text{Bic}_{\delta}, \preceq)$.

Proof. Suppose that $\delta < \delta'$ in the refinement order of permutree decorations. In this case, as an M-move replaces 1 edge by 2 edges, we have that $|E(\text{Bic}_{\delta'})| = |E(\text{Bic}_{\delta})| + 1$. Since the number of vertices after an M-move is the same, we also obtain that $\dim(\mathcal{F}_{\text{Bic}_{\delta'}}(\mathbf{d})) = \dim(\mathcal{F}_{\text{Bic}_{\delta}}(\mathbf{d})) + 1$. Suppose that C is a maximal clique of coherent routes of Bic_{δ} . Lemma 7.3.2 tells us that $M(C)$ is a clique of coherent routes of $\text{Bic}_{\delta'}$. We proceed to show that $M(C)$ is maximal, that is, $|M(C)| = |C| + 1$.

Let e_k^i denote the edge on which M is applied. Consider P, Q to be routes of Bic_{δ} containing the edge e_k^i and let z denote the number of such routes. Following Remark 7.1.7 we have that if $v_{n+1-i}P = v_{n+1-i}Q$ then $P_1 = Q_1$ (resp. if $Pv_{n+1-(i+1)} = Qv_{n+1-(i+1)}$ then $P_2 = Q_2$). Thus, each path from v_0 to $v_{n+1-(i+1)}$ and each path from v_{n+1-i} to v_n appearing in a route of C containing the edge e_k^i contributes a route to $|M(C)|$. The fact that each route containing e_k^i contains 2 such paths together with how coherent paths interact after an M-move shown in the proof of Lemma 7.3.1 gives us that there is a total of $z + 1$ such paths in C . That is, there are $z + 1$ routes in $M(C)$ contributed from routes containing e_k^i . Any route R that does not contain e_k^i contributes just 1 to the cardinality of $|M(C)|$ as $M(R) = \{R_0\}$. Since there are $|C| - z$ such routes we are done.

The general case follows from the fact that all M-moves affect different edges coming from Oru_n . \square

Notice that Lemma 7.3.4 agrees with the fact that $\dim(\text{Oru}_n) = n$ and $\dim(\text{Mar}_n) = 3n - 4$ as between \mathbb{D}^n and \mathbb{X}^n there are $2(n - 2)$ coarsening covering relations in the order of permutree decorations.

Theorem 7.3.5. Let δ be a permutree decoration. The set of δ -permutrees $\mathcal{PT}(\delta)$ is in bijection with the set of maximal cliques of coherent routes $\text{MaxCliques}(\text{Bic}_{\delta}, \preceq)$.

Proof. Recall from Lemma 2.3.7 that the number of edges of a δ -permutree is precisely $n + 1 + |\{i \in [n] : \delta_i \in \{\oplus, \otimes\}\}| + 2|\{i \in [n] : \delta_i \in \{\otimes\}\}|$. This coincides with the number of elements of a maximal clique of coherent routes of Bic_{δ} being 1 more than the dimension calculated in Remark 7.1.4.

Let M denote the collection of M-moves such that $M(\mathbb{D}^n) = \delta$. We now proceed to label the edges of a δ -permutree T with routes in Bic_{δ} by doing an enhanced version of the permutree insertion algorithm (see Definition 2.3.4).

Consider a decorated table corresponding to T . Below the table place the all-dip route $R_1^{d1} := R(n, 1, (1)^{n-2}, 2, 1)$. Now, in increasing order for $i \in [2, n - 1]$, if $\delta_i \in \{\oplus, \otimes\}$ (resp. if $\delta_i \in \{\otimes, \oplus\}$) draw a red wall below (resp. above) the coordinate decorated with δ_i and apply an M-move M_i on

the edge e_1^{n+1-i} of R_1^{di} as per Definition 7.1.2 to obtain $M_i(R^{di}) = \{R_1^{d(i+1)}, R_2^{d(i+1)}\}$. At the bottom of the left (resp. right) zone created by the red wall place $R_2^{d(i+1)}$ (resp. $R_1^{d(i+1)}$). This gives at the bottom of each zone delimited by the red walls an exceptional route of Bic_δ as given by $M(R^d)$.

For step 0, from the bottom of each zone generate a string labeled with the route of that zone. At step i extend these labeled strings by a unit of 1. If the height of a subset of labeled strings is the same as the height of a decorated coordinate and are not separated by a red wall, the decoration at the coordinate catches the labeled strings and then releases a new set of labeled strings through the following rules.

- If $\delta_i = \oplus$, then change e_1^{n+1-i} by e_0^{n+1-i} in the entering route.
- If $\delta_i = \oplus$, then undo the M-move on e_1^{n+1-i} from the two entering routes to get a single new route and change its edge e_1^{n+1-i} by e_0^{n+1-i} .
- If $\delta_i = \otimes$, then change e_1^{n+1-i} by e_0^{n+1-i} in the entering route and apply the M-move of e_0^{n+1-i} .
- If $\delta_i = \otimes$, apply rule \oplus and then rule \otimes .

The rules are depicted in Figure 7.7. The algorithm ends when the strings have lengths $n + 1$. See Figure 7.8 for an example of a δ -permutree obtained through this altered insertion algorithm.

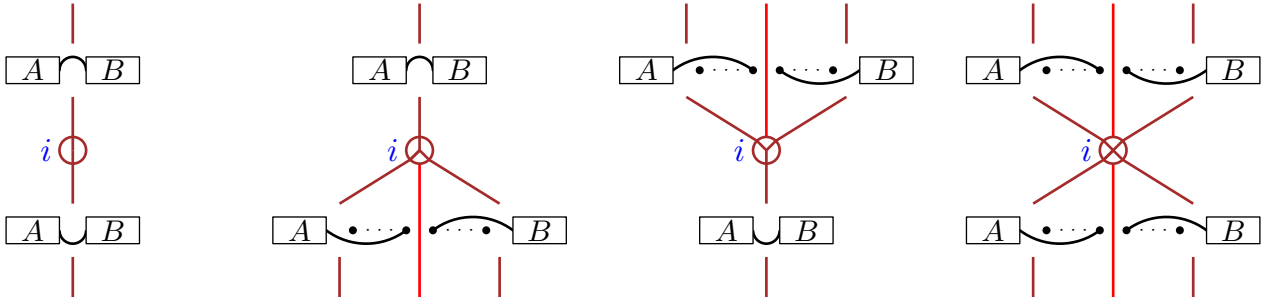


Figure 7.7 – The release and catching rules of the modified permutree insertion algorithm. A (resp. B) represents a path from v_0 to $v_{n+1-(i+1)}$ (resp. from v_{n+1-i} to v_n).

Denote by $\mathcal{R}(T)$ the collection of routes that label the edges of T . We claim that $\mathcal{R}(T)$ is a clique of coherent routes of Bic_δ . Moreover, we claim that $\mathcal{R}(T) = M(C)$ where C is the clique of routes that labels the \oplus^n -permutree with same table as T . Suppose that $\oplus^n \prec \delta$ and the general case follows through any sequence of coarsening relations between \oplus^n and δ . Following the proof of Lemma 6.1.10, the maximal clique C in $\text{Oru}((1, \dots, 1)) = \text{Oru}_n$ is endowed with a total order on the routes dictated by its corresponding permutation. As each of the routes $R \in C$ is transformed to $M(R)$, these covering relations are translated into the covering relations represented by the rules \oplus , \otimes , and \otimes . Following the cases in the proof of Lemma 7.3.2 we get that $\bigcup_{R \in C} M(R) =: M(C)$ and $\mathcal{R}(T) = M(C)$ which is a set of coherent routes according to Lemma 7.3.4.

Since $\mathcal{R}(T)$ has the same cardinality as the edges of T , it follows that $\mathcal{R}(T)$ is a maximal clique of coherent routes of Bic_δ . As M-moves are independent between themselves and the rules in Figure 7.7 are also independent as they interact with different edges of T , it follows that this is an injection from δ -permutrees to maximal cliques of routes of Bic_δ . Corollary 7.2.6 tells us that these sets have the same cardinality, so we obtain a bijection. \square

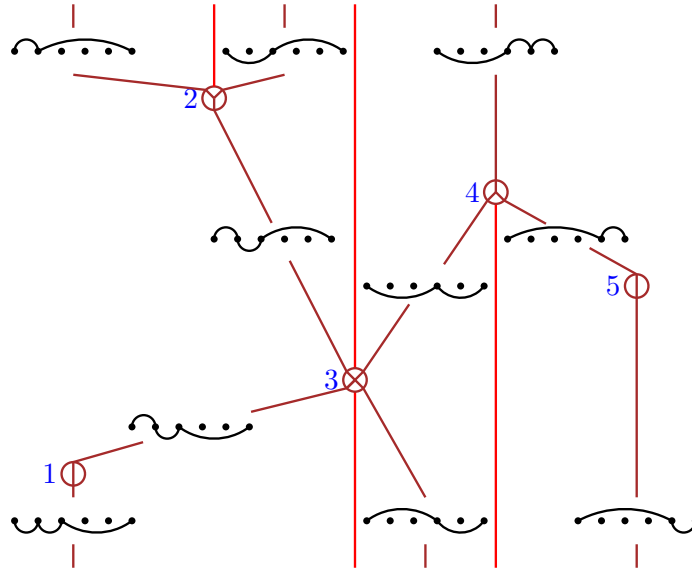


Figure 7.8 – A $\textcircled{\ominus}\textcircled{\otimes}\textcircled{\otimes}\textcircled{\otimes}\textcircled{\ominus}$ -permutree with edges labeled by its maximal clique of flows.

Remark 7.3.6. The routes at the top of the zones of a δ -permutree T are exactly the exceptional routes $M(R^b)$ ordered from left to right via the M-moves on e_0^i if $\delta_i \in \{\textcircled{\otimes}, \textcircled{\otimes}\}$. Thus, we can also describe the modified permutree insertion algorithm via strings going down.

Corollary 7.3.7. Let T_1, T_2 be different δ -permutrees. The simplices Δ_{T_1} and Δ_{T_2} are adjacent in $\text{Triang}_{DKK}(\text{Bic}_\delta, \preceq)$ if and only if there is a covering relation between T_1 and T_2 in the δ -permutree rotation order.

Proof. Notice that an edge $i \rightarrow j$ with $i < j$ in a δ -permutree is equivalent to doing rule δ_i followed by rule δ_j . Since these rules act on disjoint sets of routes in Bic_δ , we have that the rules satisfy $\delta_i \circ \delta_j = \delta_j \circ \delta_i$ applied to the maximal route in RD_i .

Suppose now that there is an ij -rotation from T_1 to T_2 with $i < j$. As the ij -rotation keeps the structure of T_1 intact except for the edge $i \rightarrow j$ changed to $j \rightarrow i$, we have by Theorem 7.3.5 and the start of our proof that this is equivalent to Δ_{T_1} and Δ_{T_2} differing exactly in 1 route. This route corresponds to applying rule δ_j before δ_i in the modified permutree insertion algorithm. \square

In Figure 7.9 we present the 3 initial covering relations of the $\textcircled{\otimes}\textcircled{\otimes}\textcircled{\otimes}\textcircled{\ominus}$ -permutree rotation lattice.

We finish this thesis with several perspectives that would be interesting to study stemming from the work of this last chapter.

7.4 Perspectives and Conjectures

With Theorem 7.2.5 we opted to define a direct bijection between δ -permutrees and integer \mathbf{d} -flows of Bic_δ when $\delta \in \{\textcircled{\ominus}, \textcircled{\otimes}\}$ instead of proving the full decomposition shown in Proposition 2.3.8 for permutrees of said decorations. This leads us to the following conjecture.

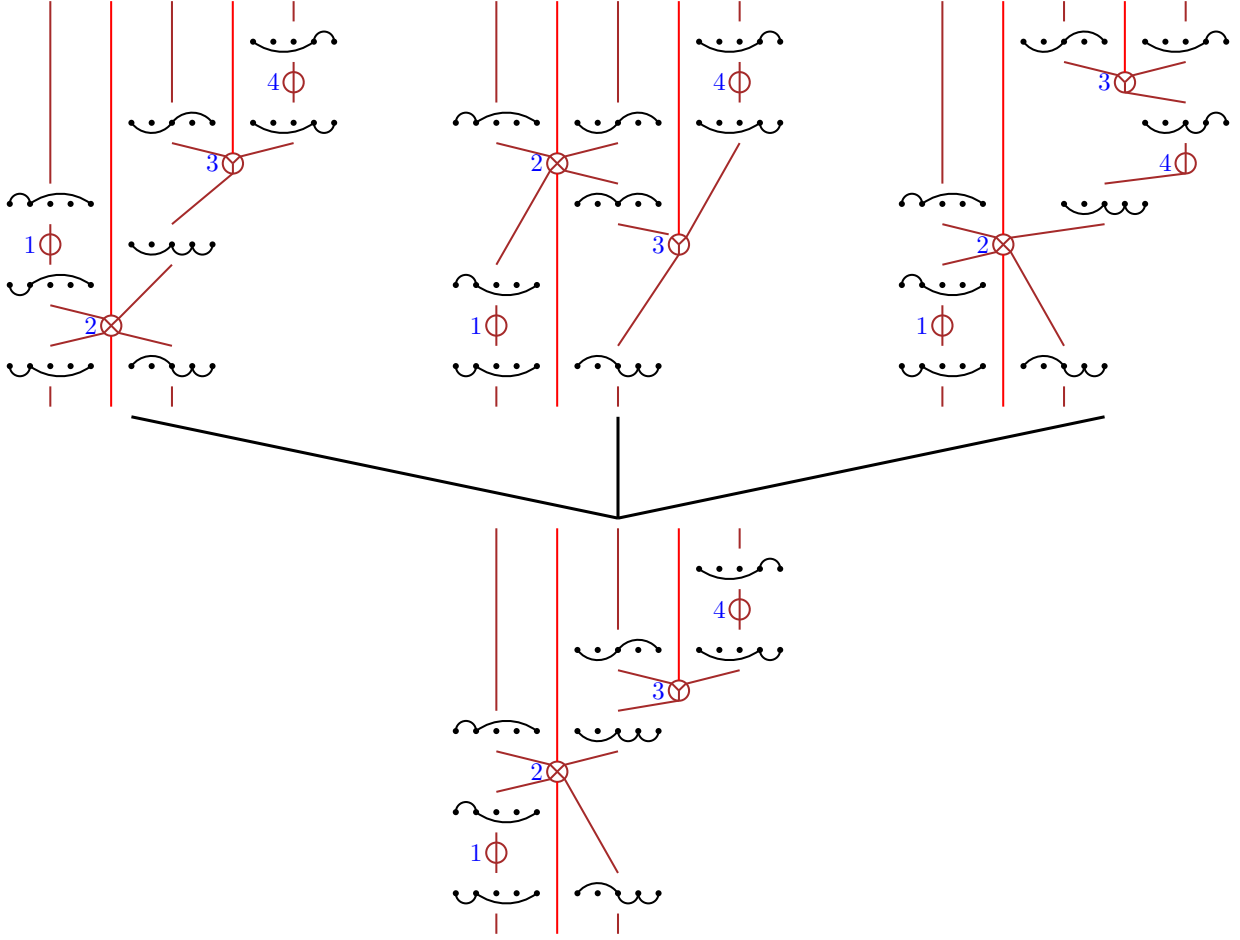


Figure 7.9 – The rank 1 covering relations of the $\oplus \otimes \ominus$ -permutree rotation lattice with each permutree having edges labeled by their maximal clique of flows.

Conjecture 7.4.1. Let $\delta \in \{\oplus, \otimes\}$. The number of \mathbf{d} -flows of Bic_δ satisfies the recursive formula

$$\left| \mathcal{F}_{\text{Bic}_\delta}^{\mathbb{Z}}(\mathbf{d}) \right| = \sum_{\substack{i \in \delta^{-1}(\otimes) \\ J \subseteq \delta^{-1}(\oplus)}} \left| \mathcal{F}_{\text{Bic}_{\delta_{[i-1] \setminus J}}^{\mathbb{Z}}}(\mathbf{d}) \right| \left| \mathcal{F}_{\text{Bic}_{\delta_{[i+1, n] \setminus J}}^{\mathbb{Z}}}(\mathbf{d}) \right| |J|!$$

Lemmas 7.2.2 and 7.2.3 together with Conjecture 7.4.1 would give us the following general recursive decomposition of the number of \mathbf{d} -flows of Bic_δ as follows.

Conjecture 7.4.2. For any permutree decoration δ , the number of \mathbf{d} -flows of Bic_δ satisfies the recursive formula

$$\left| \mathcal{F}_{\text{Bic}_\delta}^{\mathbb{Z}}(\mathbf{d}) \right| = \prod_{k \in [\ell]} \sum_{\substack{i \in [b_{k-1}, b_k] \cap \delta^{-1}(\otimes) \\ J \subseteq [b_{k-1}, b_k] \cap \delta^{-1}(\oplus)}} \left| \mathcal{F}_{\text{Bic}_{\delta_{[b_{k-1}, i-1] \setminus J}}^{\mathbb{Z}}}(\mathbf{d}) \right| \left| \mathcal{F}_{\text{Bic}_{\delta_{[i+1, b_k] \setminus J}}^{\mathbb{Z}}}(\mathbf{d}) \right| |J|!$$

where $\{b_0 < \dots < b_\ell\} = \{0, n\} \cup \delta^{-1}(\otimes)$.

Perspective 7.4.3. The proof given in Theorem 7.2.5 also raises several interesting questions. A concrete one being if it is possible to extend this bijection from the case $\delta \in \{\oplus, \otimes\}$ to all possible permutree decorations. A more abstract one is that the proof makes use of an insertion algorithm construction based on a vector like in the proofs of Lemma 3.1.3 and Theorem 3.2.6. As these proofs characterized certain properties of permutrees linked to inversion and cubic vectors respectively, we wonder if there is some other vector for permutrees at play here. At first glance it would appear to be the bracket vector of δ^\heartsuit -permutrees where δ^\heartsuit denotes the decoration obtained after flipping all decorations and reversing the order of δ .

Perspective 7.4.4. Corollary 7.3.7 gives us a realization of the 1-skeleton of the permutreehedron $\text{PT}(\delta)$ as the dual poset of the maximal interior faces of $\text{Triang}_{DKK}(\text{Bic}_\delta, \preceq)$ with the inherited framing of Oru_n . It would be nice to extend this to get a full realization of $\text{PT}(\delta)$ as the dual of this triangulation. Furthermore, Proposition 5.1.22 tells us that the Cayley trick might give us an interesting family of sums of polytopes somewhere between summations of cubes and summations of simplices. Finally, applying the tropical toolbox described in Subsection 5.2 together with the DKK framing should give us explicit coordinates and a new explicit realization of $\text{PT}(\delta)$.

Perspective 7.4.5. In this chapter we concentrated on the M-moves applied onto Oru_n since the lattice structure of δ -permutrees was already given in [PP18]. It would be interesting to study M-moves on $\text{Oru}(s)$. The source edges created by the M-move correspond to adding a 1 to a coordinate of s , but it is unclear what role the new sink edges play. The hope is that M-moves define lattice congruences of the s -weak order. If so, this could give a path for permutrees to find their place in the s and ν world.

Perspective 7.4.4 of obtaining explicit polytopes for these lattices applies to this case as well to obtain *s-permutreehedra*. This is of particular interest as if $\text{PT}_s(\delta)$ are obtained by removing facets from Perm_s , we would have a positive answer to the conjecture [CP19, Conj.2] about obtaining the s -associahedron by removing certain facets from the s -permutahedron when s is free of zeros.

Perspective 7.4.6. Permutrees only define a certain subset of lattice congruences on the weak order. To study the whole set of lattice congruences of a lattice one needs to understand the join irreducible elements of the lattice as done in [PS17] for the weak order. In our case that would mean extending the arc diagram characterization of join irreducibles of permutations to s -arc diagrams for Stirling s -permutations or even s -decreasing permutrees for the most general case.

Perspective 7.4.7. Moreover, it would be interesting to define and understand (s, δ) -permutrees and develop their combinatorics as in [PP18] for permutrees. That is, finding (s, δ) -permutree congruences, an *s-insertion algorithm*, *s-permutreehedra*, and even (s, δ) -permutree Hopf algebras.

Perspective 7.4.8. In [MM13] the concepts of graphs, flows, and the Kostant partition functions were given not only for type A but also for types B and D . Since the definition of Oru_n seems to have a certain connection with the Coxeter graph of type A , it may be worth it to look for similar graphs for types B and D and specify M-moves on them. This could also help generalize the Cambrian phenomenon found in all Coxeter types to the context of permutrees.

Bibliography

- [AL62] G.M. Adelson-Velskii and E.M. Landis, *An Algorithm for Organization of Information*, Doklady Akademii Nauk, vol. 146, Russian Academy of Sciences, 1962, pp. 263–266. [ii](#), [xii](#)
- [BB94] M.K. Bennett and G. Birkhoff, *Two Families of Newman Lattices*, Algebra Universalis 32 (1994), 115–144. [iv](#), [xiv](#)
- [BB06] A. Björner and F. Brenti, *Combinatorics of Coxeter Groups*, Graduate Texts in Mathematics, Springer Berlin Heidelberg, 2006. [iv](#), [xiv](#), [21](#), [42](#)
- [BF71] M. Barbut and L. Frey, *Techniques ordinales en analyse des données: Algèbre et combinatoire*, Classiques Hachette, no. v. 1, Hachette, 1971. [ii](#), [viii](#), [xii](#), [xix](#), [27](#), [67](#)
- [BGH⁺19] C. Benedetti, R. González D’León, C. Hanusa, P. Harris, A. Khare, A.H. Morales, and M. Yip, *A Combinatorial Model for Computing Volumes of Flow Polytopes*, Transactions of the American Mathematical Society 372 (2019), no. 5, 3369–3404. [v](#), [x](#), [xv](#), [xxi](#), [115](#)
- [BH93] B. Brink and R.B. Howlett, *A Finiteness Property and an Automatic Structure for Coxeter Groups*, Mathematische Annalen 296 (1993), no. 1, 179–190. [iv](#), [xiv](#), [47](#)
- [BM21] E. Barnard and T. McConville, *Lattices from Graph Associahedra and Subalgebras of the Malvenuto–Reutenauer Algebra*, Algebra universalis 82 (2021), 1–53. [8](#)
- [Bón22] M. Bóna, *Combinatorics of Permutations*, CRC Press, 2022. [ii](#), [xii](#)
- [BV08] V. Baldoni and M. Vergne, *Kostant Partitions Functions and Flow Polytopes*, Transformation Groups 13 (2008), 447–469. [v](#), [xv](#), [102](#), [103](#), [104](#)
- [BW96] A. Björner and M.L. Wachs, *Shellable Nonpure Complexes and Posets. ii*, Transactions of the American Mathematical Society 349 (1996), 3945–3975. [29](#), [33](#)
- [CG19] C. Ceballos and R.S. González D’León, *Signature Catalan Combinatorics*, Journal of Combinatorics 10 (2019), no. 4, 725–773. [28](#), [55](#)
- [CG22] C. Combe and S. Giraudou, *Three Fuss-Catalan Posets in Interaction and their Associative Algebras*, Combinatorial Theory 2 (2022). [iii](#), [xiii](#), [27](#), [33](#)

Bibliography

- [Com21] C. Combe, *A Geometric and Combinatorial Exploration of Hochschild Lattices*, Electron. J. Comb. 28 (2021), no. 2, 2. [iii](#), [xiii](#), [33](#)
- [Com22] ———, *Geometric Realizations of Tamari Interval Lattices via Cubic Coordinates*, 2022, arXiv:2307.03474. [iii](#), [xiii](#), [33](#), [67](#)
- [Cox34] H.S.M. Coxeter, *Discrete Groups Generated by Reflections*, Annals of Mathematics (1934), 588–621. [iii](#), [xiv](#)
- [Cox35] ———, *The Complete Enumeration of Finite Groups of the Form $ri2=(rirj)kij=1$* , Journal of the London Mathematical Society s1-10 (1935), no. 1, 21–25. [iii](#), [xiv](#), [42](#)
- [CP17] G. Chatel and V. Pilaud, *Cambrian Hopf Algebras*, Advances in Mathematics 311 (2017), 598–633. [iii](#), [xiii](#), [34](#)
- [CP19] C. Ceballos and V. Pons, *The s -Weak Order and s -Permutahedra*, 31st International Conference on "Formal Power Series and Algebraic Combinatorics" (FPSAC 2019) (Hanover, United States), vol. 82B, Séminaire Lotharingien de Combinatoire, 2019, p. Art. 76. [iv](#), [xv](#), [51](#), [53](#), [54](#), [115](#), [135](#), [148](#)
- [CP23] C. Ceballos and V. Pons, *The s -Weak Order and s -Permutahedra I: Combinatorics and Lattice Structure*, 2023, arXiv:2212.11556. [iv](#), [xv](#), [51](#), [53](#), [54](#), [57](#)
- [CPP19] G. Chatel, V. Pilaud, and V. Pons, *The Weak Order on Integer Posets*, Algebraic Combinatorics 2 (2019), no. 1, 1–48 (en). [63](#), [65](#)
- [CPS19] C. Ceballos, A. Padrol, and C. Sarmiento, *Geometry of ν -Tamari Lattices in Types A and B*, Transactions of the American Mathematical Society 371 (2019), no. 4, 2575–2622. [iv](#), [xv](#)
- [CPS20] C. Ceballos, A. Padrol, and C. Sarmiento, *The ν -Tamari Lattice via ν -Trees, ν -Bracket Vectors, and Subword Complexes*, Electron. J. Comb. 27 (2020), no. 1, 1. [iii](#), [xiii](#)
- [CR99] C.S. Chan and D.P. Robbins, *On the Volume of the Polytope of Doubly Stochastic Matrices*, Experimental Mathematics 8 (1999), no. 3, 291–300. [101](#)
- [CRY98] C.S. Chan, D.P. Robbins, and D.S. Yuen, *On the Volume of a Certain Polytope*, Experimental Mathematics 9 (1998), 91 – 99. [101](#)
- [CSW16] N. Caspard, L. Santocanale, and F. Wehrung, *Lattice Theory of the poset of Regions*, pp. 215–286, Springer International Publishing, Cham, 2016. [21](#), [23](#), [24](#)
- [CSZ15] C. Ceballos, F. Santos, and G.M. Ziegler, *Many non-equivalent Realizations of the Associahedron*, Combinatorica 35 (2015), no. 5, 513–551. [32](#)
- [CT18] R.A. Crowell and N.M. Tran, *Tropical Geometry and Mechanism Design*, 2018, arXiv:1606.04880. [v](#), [xvi](#)
- [Def22] C. Defant, *Stack-Sorting for Coxeter Groups*, 2022, arXiv:2104.03215. [91](#)

Bibliography

- [DKK12] V.I. Danilov, A.V. Karzanov, and G.A. Koshevoy, *Coherent Fans in the Space of Flows in Framed Graphs*, Discrete Mathematics & Theoretical Computer Science Proceedings vol. AR, 24th International Conference on Formal Power Series and Algebraic Combinatorics (FPSAC 2012) (2012). [v](#), [ix](#), [xv](#), [xx](#), [104](#), [105](#), [106](#), [108](#)
- [DRS10] J.A. De Loera, J. Rambau, and F. Santos, *Triangulations. Structures for Algorithms and Applications*, vol. 25, Springer International Publishing, 01 2010. [v](#), [xvi](#), [8](#), [17](#), [18](#)
- [DS04] M. Develin and B. Sturmfels, *Tropical Convexity*, Documenta Mathematica 9 (2004), 1–27. [vi](#), [xvi](#)
- [Eil74] S. Eilenberg, *Automata, Languages, and Machines*, Automata, Languages, and Machines, no. pt. 1, Academic Press, 1974. [17](#)
- [FF46] M. Fréchet and K. Fan, *Introduction à la topologie combinatoire: Initiation*, Introduction à la topologie combinatoire, Vuibert, 1946. [i](#), [xi](#)
- [FMN21] W. Fang, H. Mühle, and J.-C. Novelli, *Parabolic Tamari Lattices in Linear Type B*, 2021, arXiv:2112.13400. [iii](#), [xiii](#), [33](#)
- [FR15] A. Fink and F. Rincón, *Stiefel Tropical Linear Spaces*, Journal of Combinatorial Theory, Series A 135 (2015), 291–331. [vi](#), [xvi](#)
- [FRD71] M. Florian, M. Rossin-Arthiat, and D. De Werra, *A Property of Minimum Concave Cost Flows in Capacitated Networks*, INFOR: Information Systems and Operational Research 9 (1971), no. 3, 293–304. [v](#), [xv](#), [101](#)
- [FS09] P. Flajolet and R. Sedgewick, *Analytic Combinatorics*, Cambridge University Press, 2009. [17](#), [18](#)
- [FZ02] S. Fomin and A. Zelevinsky, *Cluster Algebras I: Foundations*, Journal of the American Mathematical Society (2002), no. 2, 497–529, Full publication date: Apr., 2002. [51](#)
- [FZ03] ———, *Cluster Algebras II: Finite Type Classification*, Inventiones mathematicae 154 (2003), no. 1, 63–121. [51](#)
- [GG77] P. Gaiha and S.K. Gupta, *Adjacent Vertices on a Permutohedron*, SIAM Journal on Applied Mathematics 32 (1977), no. 2, 323–327. [ii](#), [xii](#)
- [GHMY21] R.S. González D’León, C.R.H. Hanusa, A.H. Morales, and M. Yip, *Column Convex Matrices, G-Cyclic Orders, and Flow Polytopes*, 2021, arXiv:2107.07326. [v](#), [xv](#), [100](#), [116](#)
- [GKZ94] I.M. Gelfand, M.M. Kapranov, and A.V. Zelevinsky, *Discriminants, Resultants, and Multidimensional Determinants*, Mathematics (Birkhäuser), Springer, 1994. [8](#)
- [GMP⁺23a] R.S. González D’León, A.H. Morales, E. Philippe, D. Tamayo Jiménez, and M. Yip, *Realizing the s-Permutahedron via Flow Polytopes*, 2023, arXiv:2307.03474. [ix](#), [xx](#), [57](#), [99](#), [106](#), [107](#), [113](#), [115](#)

Bibliography

- [GMP⁺23b] R.S. González D’León, A.H. Morales, E. Philippe, D. Tamayo Jiménez, and M. Yip, *Flow Polytopes and Permutree Lattice Quotients of the s -Weak Order*, In preparation, 2023+. [137](#)
- [Gon19] R.S. González D’León, *A Family of Symmetric Functions Associated with Stirling Permutations*, *Journal of Combinatorics* 10 (2019), no. 4, 675–709. [iv](#), [xv](#)
- [GR63] G.Th. Guilbaud and P. Rosenstiehl, *Analyse algébrique d’un scrutin*, *Mathématiques et sciences humaines* 4 (1963), 9–33 (fr). [ii](#), [xii](#), [23](#), [24](#)
- [GS78a] G. Gallo and C. Sodini, *Extreme Points and Adjacency Relationship in the Flow Polytope*, *CALCOLO* 15 (1978), no. 3, 277–288. [v](#), [xv](#), [101](#), [102](#)
- [GS78b] I. Gessel and R.P. Stanley, *Stirling Polynomials*, *Journal of Combinatorial Theory, Series A* 24 (1978), no. 1, 24–33. [55](#)
- [Hil03] L. Hille, *Quivers, Cones, and Polytopes*, *Linear Algebra and its Applications* 365 (2003), 215–237, Special Issue on Linear Algebra Methods in Representation Theory. [v](#), [xv](#), [101](#), [102](#)
- [HL07] C. Hohlweg and C. Lange, *Realizations of the Associahedron and Cyclohedron*, *Discrete & Computational Geometry* 37 (2007), no. 4, 517–543. [32](#), [92](#)
- [HLT11] C. Hohlweg, C. Lange, and H. Thomas, *Permutahedra and Generalized Associahedra*, *Advances in Mathematics* 226 (2011), no. 1, 608–640. [ix](#), [xix](#), [50](#), [91](#), [93](#)
- [HNT05] F. Hivert, J.-C. Novelli, and J.-Y. Thibon, *The Algebra of Binary Search Trees*, *Theoretical Computer Science* 339 (2005), no. 1, 129–165, *Combinatorics on Words*. [iii](#), [xiii](#), [31](#)
- [HNT08] F. Hivert, J.-C. Novelli, and J.-Y. Thibon, *Trees, Functional Equations, and Combinatorial Hopf Algebras*, *European Journal of Combinatorics* 29 (2008), no. 7, 1682–1695. [25](#), [26](#)
- [HNW16] C. Hohlweg, P. Nadeau, and N. Williams, *Automata, Reduced Words and Garside Shadows in Coxeter Groups*, *Journal of Algebra* 457 (2016), 431–456. [iv](#), [xiv](#), [47](#)
- [HP07] A.J. Hammett and B. Pittel, *Meet and Join in the Weak Order Lattice*, *Science and Mathematics Faculty Publications* 319 (2007), 89–113. [24](#)
- [HRS00] B. Huber, J. Rambau, and F. Santos, *The Cayley Trick, Lifting Subdivisions and the Bohne-Dress Theorem on Zonotopal Tilings*, *Journal of the European Mathematical Society* 2 (2000), no. 2, 179–198. [v](#), [xvi](#), [17](#)
- [HT72] S. Huang and D. Tamari, *Problems of Associativity: A Simple Proof for the Lattice Property of Systems Ordered by a Semi-Associative Law*, *Journal of Combinatorial Theory, Series A* 13 (1972), no. 1, 7 – 13. [ii](#), [viii](#), [xiii](#), [xviii](#), [29](#), [30](#)

Bibliography

- [Hum90] J.E. Humphreys, *Reflection Groups and Coxeter Groups*, Cambridge Studies in Advanced Mathematics, Cambridge University Press, 1990. [iv](#), [xiv](#), [42](#)
- [Jen16] A.N. Jensen, *Tropical Homotopy Continuation*, arXiv preprint arXiv:1601.02818 (2016). [vi](#), [xvi](#)
- [JKP11] S. Janson, M. Kuba, and A. Panholzer, *Generalized Stirling Permutations, Families of Increasing Trees and Urn Models*, Journal of Combinatorial Theory, Series A 118 (2011), no. 1, 94–114. [iv](#), [xv](#), [55](#)
- [JL16] M. Joswig and G. Loho, *Weighted Digraphs and Tropical Cones*, Linear Algebra and its Applications 501 (2016), 304–343. [vi](#), [xvi](#)
- [Jos17] M. Joswig, *The Cayley Trick for Tropical Hypersurfaces with a View Toward Ricardian Economics*, pp. 107–128, Springer International Publishing, Cham, 2017. [v](#), [xvi](#), [109](#)
- [Jos21] ———, *Essentials of Tropical Combinatorics*, Graduate Studies in Mathematics, vol. 219, American Mathematical Society, Providence, RI, 2021. [v](#), [ix](#), [xvi](#), [xx](#), [109](#), [111](#), [112](#), [113](#), [114](#)
- [KMS21] K. Kapoor, K. Mészáros, and L. Setiabrata, *Counting Integer Points of Flow Polytopes*, Discrete & Computational Geometry 66 (2021), no. 2, 723–736. [135](#)
- [Knu73] D.E. Knuth, *The Art of Computer Programming, vol. 3: Sorting and Searching*, Addison-Wesley, 1973. [iii](#), [xiii](#), [29](#), [31](#), [49](#), [78](#), [79](#), [84](#), [90](#)
- [Knu93] ———, *Computer Musings: the Associative Law or the Anatomy of Rotations in Binary Trees*, Distinguished Lecture Series VII, 1993, <https://www.youtube.com/watch?v=0TOK73ij7C0>. [iii](#), [viii](#), [xiii](#), [xix](#), [29](#), [33](#), [67](#)
- [Knu97] ———, *The Art of Computer Programming, vol. 1: Fundamental Algorithms*, third ed., Addison-Wesley, Reading, Mass., 1997. [29](#)
- [Koz08] D. Kozlov, *Combinatorial Algebraic Topology*, vol. 21, Springer Science & Business Media, 2008. [i](#), [xi](#)
- [KP11] M. Kuba and A. Panholzer, *Analysis of Statistics for Generalized Stirling Permutations*, Combinatorics, Probability and Computing 20 (2011), no. 6, 875–910. [iv](#), [xv](#)
- [Lod04] J.-L. Loday, *Realization of the Stasheff Polytope*, Archiv der Mathematik 83 (2004), no. 3, 267–278. [ii](#), [xii](#), [29](#), [32](#)
- [LP13] C. Lange and V. Pilaud, *Associahedra via Spines*, Combinatorica 38 (2013), 443–486. [iii](#), [xiii](#), [34](#)
- [Mat03] F. Matúš, *Conditional Probabilities and Permutahedron*, Annales de l’Institut Henri Poincaré (B) Probability and Statistics, vol. 39, Elsevier, 2003, pp. 687–701. [26](#)

Bibliography

- [Mlo22] H. Mlodecki, *Décompositions des mots tassés et auto-dualité de l'algèbre des fonctions quasi-symétriques en mots*, Ph.D. thesis, Université Paris-Saclay, 2022. [26](#)
- [MM13] K. Mészáros and A.H. Morales, *Flow Polytopes of Signed Graphs and the Kostant Partition Function*, International Mathematics Research Notices 2015 (2013), no. 3, 830–871. [108](#), [148](#)
- [MM19] K. Mészáros and A.H. Morales, *Volumes and Ehrhart Polynomials of Flow Polytopes*, Mathematische Zeitschrift 293 (2019), no. 3, 1369–1401. [v](#), [xv](#), [99](#), [102](#), [103](#), [104](#), [108](#), [109](#)
- [MMS19] K. Mészáros, A.H. Morales, and J. Striker, *On Flow Polytopes, Order Polytopes, and Certain Faces of the Alternating Sign Matrix Polytope*, Discrete & Computational Geometry 62 (2019), no. 1, 128–163. [v](#), [ix](#), [xvi](#), [xx](#), [99](#), [101](#), [102](#), [109](#)
- [MS21] D. Maclagan and B. Sturmfels, *Introduction to Tropical Geometry*, vol. 161, American Mathematical Society, 2021. [vi](#), [xvi](#)
- [NT06] J.-C. Novelli and J.-Y. Thibon, *Construction de trigèbres dendriformes*, Comptes Rendus. Mathématique 342 (2006), no. 6, 365–369. [25](#), [26](#)
- [NT20] ———, *Hopf Algebras of m -Permutations, $(m+1)$ -ary Trees, and m -Parking Functions*, Advances in Applied Mathematics 117 (2020), 102019. [iv](#), [xiv](#)
- [OEI23] OEIS Foundation Inc., *The On-Line Encyclopedia of Integer Sequences*, 2023, Published electronically at <http://oeis.org>. [ii](#), [xii](#), [76](#)
- [Pal86] J.M. Pallo, *Enumerating, Ranking and Unranking Binary Trees*, The Computer Journal 29 (1986), no. 2, 171–175. [29](#), [33](#)
- [Par94a] S. Park, *Inverse Descents of r -Multipermutations*, Discrete Mathematics 132 (1994), no. 1-3, 215–229. [iv](#), [xv](#)
- [Par94b] ———, *P -Partitions and q -Stirling Numbers*, Journal of Combinatorial Theory, Series A 68 (1994), no. 1, 33–52. [iv](#), [xv](#)
- [Par94c] ———, *The r -Multipermutations*, Journal of Combinatorial Theory, Series A 67 (1994), no. 1, 44–71. [iv](#), [xv](#)
- [Pil20] V. Pilaud, *From Permutohedra to Associahedra, a Walk through Geometric and Algebraic Combinatorics*, 2020. [26](#)
- [Pon15] Viviane Pons, *A Lattice on Decreasing Trees: the Metasylvester Lattice*, Discrete Mathematics & Theoretical Computer Science (2015). [v](#), [xv](#)
- [Pos09] A. Postnikov, *Permutohedra, Associahedra, and Beyond*, International Mathematics Research Notices (2009), no. 6, 1026–1106. [32](#)
- [Pos14] ———, *Personal Communication*, 2010;2014. [v](#), [xvi](#), [103](#), [108](#)

Bibliography

- [PP18] V. Pilaud and V. Pons, *Permutrees*, Algebraic Combinatorics 1 (2018), no. 2, 173–224 (en). MR 3856522 [iii](#), [viii](#), [xiii](#), [xviii](#), [23](#), [31](#), [34](#), [35](#), [37](#), [38](#), [40](#), [41](#), [51](#), [140](#), [148](#)
- [PP23] V. Pilaud and D. Poliakova, *Hochschild Polytopes*, 2023, arXiv:2307.05940. [iii](#), [xiii](#), [33](#)
- [PPR22] A. Padrol, V. Pilaud, and J. Ritter, *Shard Polytopes*, International Mathematics Research Notices 2023 (2022), no. 9, 7686–7796. [8](#), [51](#)
- [PPT23] V. Pilaud, V. Pons, and D. Tamayo Jiménez, *Permutree Sorting*, Algebraic Combinatorics (2023), no. 1, 53–74 (en). [viii](#), [xix](#), [71](#)
- [PS13] V. Pilaud and C. Stump, *EL-Labelings and Canonical Spanning Trees for Subword Complexes*, pp. 213–248, Springer International Publishing, Heidelberg, 2013. [51](#)
- [PS15] V. Pilaud and C. Stump, *Brick Polytopes of Spherical Subword Complexes and Generalized Associahedra*, Advances in Mathematics 276 (2015), 1–61. [51](#)
- [PS17] V. Pilaud and F. Santos, *Quotientopes*, Bulletin of the London Mathematical Society 51 (2017). [8](#), [31](#), [148](#)
- [PSZ23] V. Pilaud, F. Santos, and G.M. Ziegler, *Celebrating Loday’s Associahedron*, 2023, arXiv:2305.08471. [32](#)
- [PV17] L.-F. Prévaille-Ratelle and X. Viennot, *The Enumeration of Generalized Tamari Intervals*, Transactions of the American Mathematical Society 369 (2017), no. 7, 5219–5239. [iv](#), [xv](#)
- [Rea04] N. Reading, *Lattice Congruences of the Weak Order*, Order 21 (2004), no. 4, 315–344. [iv](#), [xiv](#)
- [Rea06] N. Reading, *Cambrian Lattices*, Advances in Mathematics 205 (2006), no. 2, 313–353. [iii](#), [xiii](#), [34](#)
- [Rea07a] N. Reading, *Clusters, Coxeter-Sortable Elements and Noncrossing Partitions*, Transactions of the American Mathematical Society 359 (2007), no. 12, 5931–5958. [iv](#), [xiv](#), [50](#)
- [Rea07b] ———, *Sortable Elements and Cambrian Lattices*, Algebra universalis 56 (2007), no. 3, 411–437. [iv](#), [xiv](#), [48](#), [49](#)
- [Rea12] ———, *From the Tamari Lattice to Cambrian Lattices and Beyond*, Associahedra, Tamari Lattices and Related Structures: Tamari Memorial Festschrift, Springer, 2012, pp. 293–322. [iv](#), [xiv](#)
- [Rea16] ———, *Lattice Theory of the Poset of regions*, pp. 399–487, Springer International Publishing, Cham, 2016. [3](#), [6](#), [7](#), [8](#)
- [RG06] J. Richter-Gebert, *Realization Spaces of Polytopes*, Lecture Notes in Mathematics, Springer Berlin Heidelberg, 2006. [14](#)

Bibliography

- [RH70] B. Roy and M. Horps, *Algèbre moderne et théorie des graphes orientées vers les sciences économiques et sociales: Applications et problèmes spécifiques. sous-ensembles de sommets remarquables d'un graphe*, vol. 2, Dunod, 1970. [v](#), [xv](#), [101](#)
- [RR02] J.L. Ramírez Alfonsín and D. Romero, *Embeddability of the Combinohedron*, *Discrete Mathematics* 254 (2002), no. 1, 473–483. [ii](#), [iv](#), [viii](#), [xii](#), [xiv](#), [xix](#), [27](#), [67](#)
- [RS11] N. Reading and D. Speyer, *Sortable Elements in Infinite Coxeter Groups*, *Transactions of the American Mathematical Society* 363 (2011), no. 2, 699–761. [iv](#), [xiv](#)
- [Rue69] D. Ruelle, *Statistical Mechanics: Rigorous Results*, World Scientific, 1969. [i](#), [xi](#)
- [RW15] J.B. Remmel and A.T. Wilson, *Block Patterns in Stirling Permutations*, *Journal of Combinatorics* 6 (2015), no. 1-2, 179–204. [iv](#), [xv](#)
- [Sag23] The Sage Developers, *Sagemath, the Sage Mathematics Software System (Version 9.5)*, 2023, <https://www.sagemath.org>. [i](#), [x](#), [xi](#), [xxi](#), [91](#)
- [San05] F. Santos, *The Cayley Trick and Triangulations of Products of Simplices*, *Integer points in polyhedra—geometry, number theory, algebra, optimization*, *Contemp. Math.*, vol. 374, Amer. Math. Soc., Providence, RI, 2005, pp. 151–177. MR 2134766 [x](#), [xx](#), [16](#), [17](#)
- [Sch11] P.H. Schoute, *Analytic Treatment of the Polytopes Regularly Derived from the Regular Polytopes*, *Verhandelingen der Koninklijke Akademie van Wetenschappen te Amsterdam, Eerste Sectie* 11 (1911), 1–87. [ii](#), [xii](#)
- [Shi15] Y. Shiozawa, *International Trade Theory and Exotic Algebras*, *Evolutionary and Institutional Economics Review* 12 (2015), 177–212. [v](#), [xvi](#)
- [Sim97] R. Simion, *Convex Polytopes and Enumeration*, *Advances in Applied Mathematics* 18 (1997), no. 2, 149–180. [26](#)
- [SS93] S. Shnider and S. Sternberg, *Quantum Groups: from Coalgebras to Drinfeld Algebras : a Guided Tour*, *Graduate texts in mathematical physics*, International Press, 1993. [ii](#), [xiii](#), [32](#)
- [Sta00] R.P. Stanley, *Acyclic Flow Polytopes and Kostant's Partition Function (Expanded version)*, *Conference transparencies* (2000). [v](#), [xvi](#), [103](#), [104](#), [108](#)
- [Sta06] J. Stasheff, *Homotopy Associativity*, *H-Spaces from a Homotopy Point of View* (2006), 27–30. [33](#)
- [Sta11] R.P. Stanley, *Enumerative Combinatorics: volume 1*, 2nd ed., Cambridge University Press, USA, 2011. [ii](#), [xii](#), [3](#), [4](#), [6](#), [21](#), [23](#)
- [Sta15] ———, *Catalan Numbers*, Cambridge University Press, 2015. [ii](#), [xii](#), [28](#)
- [Stu94] B. Sturmfels, *On the Newton Polytope of the Resultant*, *J. Algebraic Combin.* 3 (1994), no. 2, 207–236. [v](#), [xvi](#), [17](#)

Bibliography

- [Tam62] D. Tamari, *The Algebra of Bracketings and their Enumeration*, Nieuw Arch. Wisk 3 (1962), no. 10, 131–146. [ii](#), [xii](#)
- [Tam23] D. Tamayo Jiménez, *Inversion and Cubic Vectors for Permutrees*, 2023, arXiv:2308.05099. [viii](#), [xviii](#), [61](#)
- [Tan20] A. Tanasa, *Combinatorial Quantum Field Theory and the Jacobian Conjecture*, Transcendence in Algebra, Combinatorics, Geometry and Number Theory (2020). [i](#), [xi](#)
- [Ton97] A. Tonks, *Relating the Associahedron and the Permutohedron*, Operads: Proceedings of Renaissance Conferences (1997), Contemp. Math. 202, 33, 36, Hartford, CT/Luminy, 1995, Amer. Math. Soc. Providence, RI. [iii](#), [xiii](#), [26](#)
- [TV06] T. Tao and V.H. Vu, *Additive Combinatorics*, vol. 105, Cambridge University Press, 2006. [i](#), [xi](#)
- [vGMY23] M. von Bell, R.S. González D’León, F.A. Mayorga Cetina, and M. Yip, *A Unifying Framework for the ν -Tamari Lattice and Principal Order Ideals in Young’s Lattice*, Combinatorica (2023), 1–26. [v](#), [xvi](#), [115](#), [136](#)
- [Weh03] F. Wehrung, *Forcing Extensions of Partial Lattices*, Journal of Algebra 262 (2003), no. 1, 127–193. [8](#)
- [Zie95] G.M. Ziegler, *Lectures on Polytopes*, Springer-Verlag, New York, 1995. [8](#), [10](#), [11](#)

Index

Symbols

<i>s</i> -oruga graph	116
bump	116
dip	116
route	118
source edges	116
<i>s</i> -permutahedron	54
<i>s</i> -weak order	52
<i>s</i> -Stirling-permutation	55
A-dependent	57
ascent	56
block	55
descent	56
<i>s</i> -decreasing tree	51
ascent	53
descent	53
inversion	52
left and right	52
planarity	53
rotation	54
transitivity	53

A

automaton	18
accepts/rejects	18
alphabet	17
complete	18
deterministic	18
DFA	18
language	17, 18
letter	17
non-deterministic	18

product	18
recognize	18
regular language	18
state	18
transition	18
word	17

B

binary tree	28
partial order	28
bracket	
components	29
set	29
vector	29
edge rotation	29
in-order labeling	28

C

Cambrian congruence	48
Catalan numbers	28
complex	
cells	15
face poset	15
polyhedral	14
polytopal	15
pure	15
cone	9
chamber	12
dimension	12
facet	12
ray	12
convex set	9
Coxeter	

Index

braid relation	42	integer	99
descents	43	support	99
element	48	framed	104
generators	42	framing	104
graph	42	inherited	137
group	42	netflow	99
inversions sets	43	path	102
irreducible	42	route	102
length	43	coherent	105
longest element	44	conflicting	105
parabolic quotient	44	exceptional	105
parabolic subgroup	44	implies	122
rank	42	minimal conflict	106
reduced word	43	resolvents	106
reflection	43		
right weak order	44	H	
sortable	49	Hasse diagram	4
system	42	height function	
		admissible	16
D		hull	
dominance order	103	affine	9
		conic	9
F		convex	9
fan	12	hyperplane	9
coarsening	13	normal vector	9
complete	12		
dimension	12	L	
pointed	12	lattice	6
refinement	13	congruence	7
flow polytope	100	sylvester	31
triangulations		congruence forcing	8
DKK	105	contraction	7
framed Postnikov-Stanley	109	join-irreducible	6
Postnikov-Stanley	109	join-semilattice	6
		meet-irreducible	6
G		meet-semilattice	6
generalized permuthaedron	26	polygon	6
graph		polygonal	6
basic reduction	108	quotient	7
clique	105		
compounded reduction	109	M	
flow	99	M-move	137
admissible	99	mariposa graph	137

Index

O	
ordered partition	26
P	
packed word	25
pattern	
contains/avoids	22
permutation	21
1-line notation	21
ascent	22
avoidance	73
cycle	21
cycle decomposition	21
descent	22
identity	23
inversion	22, 46, 47
inversion vector	22
left inversion	22
left weak order	24
Lehmer code	22
longest element	23
right inversion	22
right weak order	23
signed	46, 47
window	46
table	21
total order	22
transposition	22, 46
adjacent	22
version	22
permutree	34
accepter	93
automata	
healthy/ill/dead	72
spine	72
automaton \mathbb{D}	71, 91
automaton \mathbb{P}	82
automaton \mathbb{U}	71, 91
bicho graph	138
route	138
coarsening	39
cubic	
components	67
set	67
vector	67
decorated permutation	35
decoration	34
edge rotation	37
extremal	68
insertion algorithm	35
inversion	
components	61
set	61
vector	61
minimal accepter	93
partial order	34
refinement	39
rotation poset	37
singleton	93
polyhedron	10
polytope	10
\mathcal{H} -description	10
\mathcal{V} -description	10
associahedron	32
Cayley embedding	17
Cayley trick	17
cube	11
dimension	10
edge	10
embeddable	13
equivalence	
integral	14
normal	14
face	10
face lattice	14
facet	10
full-dimensional	10
Minkowski cell	16
Minkowski sum	11
normal cone	12
normal fan	12
normal vector	12
permutahedron	25
braid fan	26
permutreehedron	41

Index

polytopal subdivision	15	antisymmetric	3
regular subdivision	16	cotransitive	3
removahedron	26	reflexive	3
removing facets	11	transitive	3
simple	11	transitive closure	3
simplex	11		
simplicial	11	T	
Stasheff polytope	32	Tamari lattice	29
triangulation	16	tropical	
vertex	10	degree	110
zonotope	11	dome	111
poset	3	dual subdivision	112
antichain	5	Newton polytope	112
atom/coatom	4	semiring	109
bounded	4	support	110
chain	5		
comparable elements	3		
covering relation	4		
dual	4		
filter	5		
finite	5		
graded	5		
ideal	5		
incomparable elements	3		
interval	4		
isomorphism	5		
join/meet	5		
length	5		
length of a chain	5		
linear extension	4, 22		
maximal chain	5		
minimal/maximal element	4		
rank	5		
ranked	5		
self-dual	5		
subposet	4		
supposet	4		
total order	3		
upper/lower bound	5		
priority order	79		

R

relation