



HAL
open science

(On) The Impact of the Micro-architecture on Countermeasures against Side-Channel Attacks

Lorenzo Casalino

► **To cite this version:**

Lorenzo Casalino. (On) The Impact of the Micro-architecture on Countermeasures against Side-Channel Attacks. Computer Science [cs]. Sorbonne Université, 2024. English. NNT : 2024SORUS036 . tel-04573949

HAL Id: tel-04573949

<https://theses.hal.science/tel-04573949>

Submitted on 13 May 2024

HAL is a multi-disciplinary open access archive for the deposit and dissemination of scientific research documents, whether they are published or not. The documents may come from teaching and research institutions in France or abroad, or from public or private research centers.

L'archive ouverte pluridisciplinaire **HAL**, est destinée au dépôt et à la diffusion de documents scientifiques de niveau recherche, publiés ou non, émanant des établissements d'enseignement et de recherche français ou étrangers, des laboratoires publics ou privés.



Doctoral School of Computer Science, Telecommunication and Electronics (EDITE) of
Paris
Computer Science Department

(On) The Impact of the Micro-architecture on Countermeasures against Side-Channel Attacks

By Lorenzo CASALINO

A DISSERTATION

Presented and publicly defended on the
30th January 2024 (Grenoble, France)
in candidacy for the degree of Doctor in Philosophy

In presence of the jury:

Lilian BOSSUET	University Jean Monnet	Jury Chairman
Louis GOUBIN	University of Versailles-St-Quentin-en-Yvelines	Reviewer
Sonia BELAÏD	CryptoExperts	Reviewer
Erven ROHOU	PACAP, INRIA	Examiner
Arnaud TISSERAND	Lab-STICC, CNRS	Examiner
Nicolas BELLEVILLE	CEA-List	Examiner
Damien COUROUSSÉ	CEA-List	Supervisor
Karine HEYDEMANN	Thales DIS-LIP6, Sorbonne Université	Supervisor

Audentes Fortuna Juvat

Acknowledgements

30th January 2024. It is on this very day that I conclude another chapter of my life. A chapter began three years ago, on the 21st January 2021, in the middle of the Covid-19 pandemic. At 06:25 a.m., I boarded the high-speed train departing from Milan, and with destination Paris. On that train, I wondered what I would have lived, who I would have met, how it would have ended. In this few paragraphs, I want to thank the many that, directly or indirectly, aware or unaware, have marked my person along this journey.

My sincere thanks go to my supervisors, Nicolas Belleville, Damien Couroussé and Karine Heydemann. Together, we spent three years of intense and fruitful collaboration. Although the hard times, you have always cared, supported and guided me for the best. For this, I will always be grateful to you. I warmly thank the members of the "Ufficio del Inferno" (original spelling): an unofficial institution of our laboratory, created by the few Ph.D. students trying to survive the constant threat of the infamous *colpo d'aria*. If I have come so far, I also owe it to you.

My experience has not only been marked by the support in the working environment, but also, and foremost, by whom I have met in the everyday life. Thank you, Giulia and Roberto: these three years have been a continuous discovery and evolution of myself, and you played a central role in all of this. A huge thank you to Grenoble Swing and all its members: thanks to you, I have had the possibility to get part, to *be* part, of something bigger than me, and to improve myself. Right in this association, I have met the one who has become my brother-in-dance, and one of my dearest friends. For having made this period unforgettable, spending awesome evenings in front of a St. Stefanus and dancing; for having been there when the most I needed; for all of this, thank you.

But the support I have gotten goes well beyond that received from those I ran into during this three-year-long chapter. A big shout-out to my "fixed stars": Silvia, Federico, Gianluca, Carolina, Martina, Nipun, Eleonora, Fabrizio and the "Steins;Gate" group. Distant as stars, sometimes in China, Belgium or U.K., you have always been—and I hope you always be—my "reference system", my everlasting support, both in the darkest and brightest moments.

I thank my former M.Sc. supervisors, Alessandro Barenghi and Gerardo Pelosi, for

having introduced me to the marvels of cryptography and side-channel analysis, and for having suggested me to contact Damien for my doctoral studies.

Final thoughts go to my family: my parents, Patrizia and Gianfranco, and my brother, Mattia. What I have achieved throughout all these years, I owe it to your unconditioned love and support.

Grenoble, 29th April 2024.

Résumé

Les attaques par canaux auxiliaires sont une menace pour la confidentialité des données, en particulier sur les systèmes embarqués. La contre-mesure de masquage constitue une approche de protection sûre et prouvée. Néanmoins, des réalités physiques réduisent les garanties de sécurité prouvées. En particulier, dans le contexte logiciel, le jeu d'instructions (ISA) supporté par un processeur cache au concepteur du schéma de masquage l'une des causes de cette réduction de la sécurité : la micro-architecture. Ainsi, le concepteur ne peut pas déterminer les sources de fuite induites par la micro-architecture et leur impact sur la sécurité d'une implémentation logicielle. Des informations peuvent fuir, par exemple, lors des transitions d'état dans les registres cachés, ou si les signaux dans des éléments combinatoires ont des temps de propagation différents. À cela s'ajoutent les effets de mécanismes spéculatifs potentiels et de la structuration du système mémoire. Plusieurs méthodologies permettent d'atténuer l'impact de la micro-architecture sur les implémentations logicielles masquées, mais ces travaux requièrent une connaissance fine de la micro-architecture, ce qui a plusieurs inconvénients : portabilité limitée des garanties de sécurité entre différentes micro-architectures, connaissance souvent incomplète de la micro-architecture, complexité des micro-architectures. On peut donc se demander s'il existe des approches moins dépendantes de la micro-architecture sous-jacente. Dans cette thèse, nous abordons, selon deux axes, la problématique du développement de logiciels masqués sécurisés en pratique contre les attaques par canal auxiliaire.

Le premier axe vise le développement automatisé de logiciel masqué résistant aux fuites en transitions. Nous proposons une méthodologie qui tire parti des compilateurs optimisants : étant donné une implémentation logicielle, annotée avec des informations relatives aux données sensibles, et une description de la micro-architecture cible, nous montrons comment l'ordonnancement des instructions et l'allocation des registres peut atténuer les fuites basées sur les transitions de manière automatisée.

Le deuxième axe vise une approche indépendante de l'architecture cible. Dans la littérature, les travaux se concentrent en majorité sur l'atténuation de l'impact de la micro-architecture sur les implémentations logicielles protégées par le schéma de masquage

Booléen. D'autres types de schémas de masquage ont été montrés plus résistants aux fuites en transition en théorie, et donc potentiellement aux effets de la micro-architecture de la cible. Cependant, leur résistance en pratique n'a pas été étudiée. De plus, l'exploitation potentielle d'informations provenant du parallélisme des données, potentiellement induit par la micro-architecture, n'a pas été étudié pour les implémentations logicielles. Nous étudions ainsi la sécurité en pratique offerte par les schémas de masquage de premier ordre Booléen, arithmétique et produit scalaire contre les fuites induites par la micro-architecture, y compris le parallélisme des données. D'abord, nous montrons que le parallélisme de données se manifeste même sur de simples micro-architectures scalaires. Ensuite, nous étudions l'impact des fuites en transition et du parallélisme de données sur les valeurs masquées avec les schémas de masquage étudiés. Enfin, nous étudions l'impact de ces fuites sur des implémentations masquées du cryptosystème AES-128. Nous montrons qu'aucun des schémas de masquage étudiés n'apporte de protection parfaite face aux fuites micro-architecturales considérées, bien que leur résistance soit très hétérogène.

Abstract

Side-channel attacks are recognized as a threat for the confidentiality of data, in particular on embedded systems. The masking countermeasure constitutes a provably secure protection approach. Nonetheless, physical non-idealities reduce its proven security guarantees. In particular, in the software implementations, the Instruction Set Architecture (ISA) supported by a processor hides to the masking scheme designer one cause of such physical non-idealities: the micro-architecture. As such, the designer is not aware of the actual micro-architecture-induced side-channel sources and their security impact on a software implementation. Information can leak, for instance, during the state transition of hidden registers, or in the case signals of combinatorial elements exhibit different propagation times. Furthermore, speculative features and the memory subsystems can play a role in such information leakage. Several methodologies allow the mitigation of the impact of the micro-architecture on masked software implementations, but these approaches depend on the detailed knowledge of the micro-architecture, which implies several shortcomings: limited portability of the security guarantees between different micro-architectures, incomplete knowledge of the microarchitecture, complexity of the micro-architecture design. Thus, one might wonder whether there exist approaches less dependent on the underlying micro-architecture. With this thesis, we address, along two axes, the problem of developing practically secure masked software. The first axis targets the automated development of masked software resilient to transition-based leakages. We propose a methodology that takes advantage of optimizing compilers: given in input a software implementation, annotated with sensitive-data-related information, and a description of the target micro-architecture, we show how to exploit the instruction scheduling and register allocation tools to mitigate transition-based leakages in an automated manner. The second axis targets an architecture-independent approach. In literature, most of the works focuses on mitigating the impact of the micro-architecture on software implementations protected with the so-called Boolean masking scheme. Theoretical studies show the better resilience of alternative types masking schemes against transition-based leakages, suggesting their employment against micro-architectural leakage. Yet, their practical resilience has not been explored. Furthermore, the potential

exploitation of the information leaked by data parallelism, potentially induced by the micro-architecture, has not been studied for software implementations. As such, we study the practical security offered by first-order Boolean, arithmetic and Inner-Product masking against micro-architecture-induced leakage, encompassing data parallelism as well. We first show that data parallelism can manifest also on simple scalar micro-architectures. Then, we evaluate the impact of transition-based leakage and data parallelism on values masked with the studied masking schemes. Eventually, we evaluate the impact of such information leakages on different masked implementations of the AES-128 cryptosystem. We show that, although their different leakage resilience, none of the studied masking schemes can perfectly mitigate the considered micro-architectural leakages.

Contents

Résumé	i
Abstract	iii
Acronyms	ix
List of Figures	xi
List of Tables	xiii
List of Algorithms	xv
List of Microbenchmarks	xvii
List of Definitions and Theorems	xvii
1 Introduction	1
1.1 Context	2
1.2 Motivation	3
1.3 Contributions	5
1.4 Document Organization	6
2 Background	7
2.1 Notation	8
2.2 Passive Side-Channel Attacks	8
2.2.1 Principle	8
2.2.2 Leakage Model	10
2.2.3 Statistical Distinguisher	11
2.2.4 Further Aspects	12
2.3 The Masking Countermeasure	13
2.3.1 Principle	14

2.3.2	Security Models	16
2.3.3	Leakage Independence and Physical Effects	17
2.4	Security Evaluation of Implementations	18
2.4.1	Statistical Hypothesis Testing	19
2.4.2	Information Leakage Quantification	20
3	State of the Art and Research Questions	21
3.1	Preliminaries	21
3.1.1	ISA and Micro-architecture	21
3.1.2	Micro-architectural Leakage	22
3.1.3	On the Variability of the Leakage Behavior	25
3.2	Mitigation of Recombination Effects in Software	25
3.2.1	Scope of the Review	26
3.2.2	ISA-based Methodology	27
3.2.3	ISE-based Methodology	30
3.2.4	Non-Completeness-based Methodology	34
3.3	Discussion	34
3.4	Open Problems and Research Questions	36
3.4.1	Open Problems	36
3.4.2	Research Questions	37
4	An Automated Methodology to Mitigate Transition-based Leakages at Software Level	39
4.1	Notation	40
4.2	Transition-based Leakage Mitigation	42
4.2.1	Architectural Register Overwrite	42
4.2.2	Micro-architectural Register Overwrite—Pipeline Registers	43
4.2.3	Micro-architectural Register Overwrite—Separated Data paths	45
4.2.4	Rationale Behind the Mitigation Strategies	46
4.3	Compilers and Compilation	49
4.3.1	Compiler Organization	50
4.3.2	Static Single-Assignment Form	51
4.3.3	Register Allocation	51
4.3.4	Instruction Scheduling	52
4.3.5	Code Generation in the LLVM Core Libraries	53
4.4	Enhancing Code-Generation Modules	59
4.4.1	General Approach	59
4.4.2	Intermediate Value Tagging	60

4.4.3	Leakage-aware Machine Scheduler (MS)	63
4.4.4	Leakage-aware Register Allocator	66
4.5	Implementation Aspects	75
4.5.1	Intermediate Value Tagging	75
4.5.2	Micro-architectural Model	75
4.5.3	Toolchain Integration	77
4.5.4	Instruction Scheduling	78
4.6	Experimental Evaluations	79
4.6.1	Experimental Setup	79
4.6.2	Security Evaluation Results and Discussion	81
4.6.3	Overhead Evaluation Results and Discussion	85
4.7	Related Work	89
4.8	Conclusion	90
5	On the Practical Resilience of Masked Software Implementations	93
5.1	Preliminaries	94
5.1.1	A Leakage Model for Parallel Processing of Shares	94
5.1.2	Biasing Leakage Distributions to Attack Masked Parallel Implementations	95
5.2	Parallel Processing of Shares in Software	96
5.2.1	Rationale	97
5.2.2	Microbenchmarks	98
5.2.3	Experimental Setup	100
5.2.4	Evaluation	100
5.3	Evaluation of the Practical Resilience of Masking Encodings	103
5.3.1	Theoretical Evaluation	103
5.3.2	Experimental Evaluation	105
5.4	Exploitation of Leakage Model Distribution in Improved Correlation Attacks	108
5.4.1	Rationale	108
5.4.2	Evaluation	110
5.5	Side-Channel Resilience of Software Masked AES-128	111
5.5.1	Experimental Setup	112
5.5.2	Information Leakage Evaluation	115
5.5.3	Information Leakage Exploitation	117
5.6	Discussion	118
5.6.1	On the Resilience of IPM to Transition-based Leakage	119
5.6.2	PPS and Parallel-Oriented Architectures	119
5.6.3	Preventing PPS in Software	120

5.7 Conclusion	121
6 Conclusion and Perspectives	123
6.1 Conclusion	123
6.2 Perspectives	124
Résumé - Version Étendue	127
Abstract - Extended Version	143
Personal Bibliography	157
Bibliography	159

Acronyms

.td Target Description.

AGN Additive Gaussian Noise.

ASCA Algebraic Side-Channel Analysis.

BasicRA Basic Register Allocator.

BLD Biasing Leakage Distribution.

DAG Direct Acyclic Graph.

DDG Data-Dependence Graph.

DOM Domain-Oriented Masking.

ETag Encoding Tag.

HD Hamming Distance.

HI Hypothetical Information.

HW Hamming Weight.

ILA Independent Leakage Assumption.

IR Intermediate Representation.

ISA Instruction Set Architecture.

ISE Instruction Set Extension.

IT Information-Theoretic.

MI Mutual Information.

MS Machine Scheduler.

NSA National Security Agency.

PCC Pearson's Correlation Coefficient.

PI Perceived Information.

Post-RA Post-Register-Allocation.

PPS Parallel Processing of Shares.

Pre-RA Pre-Register-Allocation.

SASCA Soft-Analytical Side-Channel Analysis.

SBox Substitution Box.

SCA Side-Channel Analysis (or Attack).

SSA Static Single-Assignment.

TI Threshold Implementation.

List of Figures

2.1	Overview of a typical SCA process.	8
3.1	Simplified model of a three-stage, in-order pipelined micro-architecture. . . .	22
3.2	Qualitative comparison of ISA-based, ISE-based and Non-Completeness-based approaches.	35
4.1	Architectural register overwrite.	43
4.2	Architectural register overwrite–Register reallocation.	43
4.3	Architectural register overwrite–Register flushing.	43
4.4	Micro-architectural registers overwrite–Pipeline registers.	44
4.5	Micro-architectural registers overwrite–Pipeline registers: instruction rescheduling.	44
4.6	Micro-architectural registers overwrite–Pipeline registers: micro-architectural registers flushing.	44
4.7	Micro-architectural registers overwrite–Separated data paths.	45
4.8	Micro-architectural registers overwrite–Separated data paths: data path flushing.	45
4.9	Compiler organization and compilation process.	50
4.10	Conversion to SSA form of an example code.	51
4.11	Liveness intervals of variables in an example code.	51
4.12	Data-dependence graph of an example LLVM-IR code.	54
4.13	Example of leakage relation.	62
4.14	Example of ETags assignment for the SecAnd gadget.	63
4.15	Occurrences of leakage interferences between live intervals.	67
4.16	Occurrences of leakage interferences between live intervals.	68
4.17	Handling of liveness interval assignment when the three types of interferences occur at the same time	70
4.18	Leakage-enhanced micro-architectural model for the Cortex-M4.	76
4.19	Toolchain integration.	77

4.20	Non-specific T-test results carried out on the following SIMON128/128 software implementations (10-round-reduced variants).	82
4.21	Correlation plots for the UB-ST-LD-LD and UB-ST-NOP-LD-LD.	83
4.22	Execution time overhead induced by on-the-fly randomness generation.	88
5.1	SHW distributions obtained for various secret values masked with first-order Boolean masking.	95
5.2	Simplified model of a three-stage, in-order pipelined micro-architecture.	97
5.3	PCorrl -based evaluation of PPS-based and transition-based leakages.	102
5.4	Information-theoretic leakage-resilience analysis results.	103
5.5	PCorrl -based leakage resilience analyses results on simulated traces.	104
5.6	Experiment-based quantification of the transition-based and PPS-based leakages.	106
5.7	Evaluation of the BLD approach.	107
5.8	Distribution of the HD and SHW leakage models.	109
5.9	Experiment-based comparison of the HD_{fo} and the HW leakage models on ASM.	110
5.10	Experiment-based comparison of the HW and the $SHW_{fo,k\%}$ model.	111
5.11	TVLA results on the four AES-128 implementations.	114
5.12	CPA results for the four AES-128 implementations.	116

List of Tables

2.1	Notation summary for Chapter 2.	7
3.1	Summary of selected works concerning micro-architectural leakage investigation.	23
3.2	Synthesis of works related to the exploration of micro-architectural leakage.	25
3.3	Synthesis of works exploring the mitigation of micro-architectural leakages by means of ISA-based approaches	27
3.4	Synthesis of works exploring the mitigation of micro-architectural leakages by means of ISE-based approaches	31
4.1	Notation summary for Chapter 4.	41
4.2	Decisions the Register Allocator takes according to the occurring interference.	68
4.3	Execution time of each SIMON128/128 implementation.	85
4.4	Segment <code>.text</code> size of each SIMON128/128 implementation.	86
4.5	Number of random bytes of each SIMON128/128 implementation.	86
5.1	Mean execution time, number of calls to the PRNG, and segment size of each AES-128 implementation.	113
5.2	Summary of the leakage models used for the side-channel analysis of each AES-128 implementation.	117
5.3	Minimum number of traces to mount a successful CPA attack against the AES-128 implementations.	118
5.4	Key rank of the correct key guess when employing the $\text{SHW}_{f_0, k\%}$ against IPM implementations.	119

List of Algorithms

1	Gadget SecMult	16
2	Machine Scheduler	55
3	Basic Register Allocator (BasicRA)	57
4	Leakage-Aware Machine Scheduler (MS)	64
5	<code>flushUarchState</code> —Leakage-aware MS	65
6	Leakage-Aware Basic Register Allocator (Driver)	71
7	<code>handleLiveInterfs</code> —Leakage-aware BasicRA	72
8	<code>handleLeakInterfs</code> —Leakage-aware BasicRA	72
9	<code>flushArchState</code> —Leakage-aware BasicRA	73
10	<code>assignPostponeOrFlush</code> —Leakage-aware BasicRA	74

List of Microbenchmarks

4.1	UB-ST-LD-LD workload	83
4.2	UB-ST-NOP-LD-LD workload	83
5.1	Common structure of leakage microbenchmarks	98
5.2	UB-SHW-LDRB workload	99
5.3	UB-SHW-LDR-EOR workload	99
5.4	UB-SHW-MOV-EOR workload	99
5.5	UB-HD workload	100

List of Definitions and Theorems

2.1	Definition (<i>Encoding</i>)	14
2.2	Definition (<i>Correctness</i>)	14
2.3	Definition (<i>dth-Order Security</i>)	14
2.4	Definition (<i>Boolean Encoding</i>)	14
2.5	Definition (<i>Arithmetic-Sum Encoding</i>)	14
2.6	Definition (<i>Inner-Product Encoding</i>)	14
2.7	Definition (<i>Gadget</i>)	15
2.1	Theorem (<i>Security Order Reduction</i>)	18
4.1	Theorem (<i>Security Order Preservation</i>)	48
4.1	Definition (<i>Encoding Tag</i>)	61
4.2	Definition (<i>Leakage Relation</i>)	62

Chapter 1

Introduction

Don't you realize there's a war on?
We can't bring our cryptographic
operations to a screeching halt based
on a dubious and esoteric laboratory
phenomenon. If this is really
dangerous, prove it.

U.S. Signal Corps on EM-based Side
Channel [Boa73, p. 90].

In the 10th and last of his lectures, David G. Boak reports one of the first documented traces of what we could define a *side channel*: during World War II, the Bell Telephone discovered that the 132-B2, an encryption device used by the U.S. Signal Corps, emitted an electromagnetic radiation which allowed the reading of the plaintext during its encryption operated by the device. The above quote, extracted from the same lecture, documents the skepticism about a phenomenon which, still today, makes raise an eyebrow when heard of it for the first time.

Far from being a “dubious and esoteric laboratory phenomenon”, side channels represent a concrete and serious threat to any setting concerned with the protection of some sensitive asset: confidential communications and intellectual property just to name a couple.

The study of side channels and their exploitation (*side-channel analysis*) has experienced an exponential development. This introductory chapter sets the context, motivation and contributions of this thesis, and terminates with an overview of the manuscript organization.

1.1 Context

With *side channel* we mean any alternative communication channel through which one can gain (partial) information on some fact or system. With *side-channel analysis* we refer to any analysis methodology relying on the information conveyed through a side channel to derive some conclusions with a certain probability. For instance, one could measure a room's temperature (the *side channel*), compare the recorded temperature with respect to the mean room's temperature when empty (the *analysis*) to know whether someone has been there (the *conclusion*).

This methodology finds wide-spread application in the cryptology field. To ensure confidential communications, cryptography provides mathematically-strong algorithms (*ciphers* or *cryptosystems*), which cannot be broken, in feasible time, by relying solely on their mathematical structure (the *main* communication channel). We refer to this cryptanalytical approach as *black-box* cryptanalysis: the *attacker* can only interact with the inputs and outputs, exploiting the mathematical structure to recover information on the cryptographic key. Instead of resorting solely on this black-box view of the targeted cryptosystem, the attacker can exploit information on the ongoing computations to recover the employed cryptographic key. This information stems from the interaction of the computing platform with the surrounding environment, generating informative side channels.

The research community widely investigates and studies effective countermeasures against this kind of analyses. The key idea behind any side-channel countermeasure is to limit the acquisition of exploitable information by the attacker.

Such idea can materialize as a *suppression* of the side channel, or a *reduction* of the quality of the information signal. The first case consists in removing, either physically or logically, the source of the side channel. The second case, instead, consists in increasing the noise affecting the side channel.

Concerning the second case, we can categorize the countermeasures into *hiding* and *masking*. Hiding conceals the informative signal behind the noise affecting the side channel. Masking splits secret-dependent information in several random values, such that the attacker needs to recover all of them to gain useful information. Masking has acquired particular attention from the research community, thanks to its framework to define and prove specific security guarantees.

Despite this formal verification of security, the proofs often rely on hypotheses that are hardly met in the real world. This discrepancy between theoretical and physical contexts impacts both hardware and software applications of masking. In particular, when employed to provide side-channel protection to software implementations, one faces a more subtle problematic, as the so-called *Instruction Set Architecture* (ISA) supported

by a CPU hides to the masking scheme designer the reasons explaining the discrepancy. According to Hennessy and Patterson, *an ISA consists in the portion of the computer architecture visible to the programmer or compiler writer and the ISA serves as the boundary between software and hardware* [HP12]. Gao et al. have further elaborated on the concept of ISA, describing it as an *interface* between what the programmer can access to (the *architecture*) and what the programmer cannot interact with (the *micro-architecture*) [Gao+20b]. A micro-architecture encompasses high-level aspects of a CPU, such as the memory system and the CPU’s design [HP12]. By acting as a contract between software and hardware, an ISA allows semantics equivalence when executed on different CPUs supporting the same ISA, although these CPUs potentially differ in terms of micro-architecture. As a concrete example, a program described with the ARMv7 ISA is expected to provide the same output if executed on the simple ARM Cortex-M4 CPU, or on the more performant ARM Cortex-M7, although their micro-architecture substantially differ. Thus, in the end, the masking scheme designer can directly interact solely with the architectural features of a microprocessor to not convey information through the possible side channels. In the more general sense, due to the *opaque* nature of the micro-architecture, the designer is not aware of the actual security impact that the micro-architecture has on a software implementation.

In the side-channel literature, the role of the micro-architecture on the security of software implementations is relatively new, with the first publication linking the information leakage to the underlying micro-architecture dating back to 2017 [PV17]. Since then, more publications have investigated the different sources of leakages encompassed within the micro-architecture. These sources (registers within the micro-architecture, signal glitches characterizing micro-architecture’s combinatorial elements, speculative features and the memory subsystem) have been found as the root cause of informative side channels [BP18; Gao+20a; Gao+20b; MMT20; GPM21; MPW22].

1.2 Motivation

The impact of the micro-architecture is a problem more and more acknowledged, as witnessed by the increase of bodies of work concerned with the investigation of micro-architecture-induced side-channels [Zon+18; BP18; Gao+20a; Bar+21; MPW22; dHM22]. Due to the hardware nature of the problem, a long-term solution would be to provide micro-architecture designs (and their physical implementation) oriented towards the mitigation of micro-architecture-induced leakages. In this regard, a branch of the side-channel literature promotes the conception of a micro-architecture supporting the secure execution of masked software, either by providing mechanisms to securely compute masked operations directly in hardware [Kia+20; CPW24], or by making the ISA software/hard-

ware contract less opaque through mechanisms to control, from the software layer, the potential side-channel threat [Gao+20b].

However, at the current state of affairs, most of the commercial CPUs do not provide any hardware-based leakage mitigation mechanism. As such, masked software implementations running on these processors are left exposed to the impact of the micro-architectural leakage. A branch of the literature focuses on the identification of short-term solutions. To support this goal, the side-channel community has developed tools for the verification of masked software implementations [CGD18; Gig+21; KS22; ZMM23] and methodologies to enable the secure execution of these implementations [Gao+20b; She+21b; GD23]. With *methodologies*, we mean guidelines for the secure development of masked software, or approaches to automate the development process, taking into account the micro-architecture threat. These guidelines are an important ingredient, as they state general principles to avoid the leakage of sensitive information. In the same vein, approaches for the automated generation of micro-architecture-secure implementations constitute a relevant aspect, as they ease the development of masked software, while meeting more practical aspects, like the time-to-market in the case of an industrial product.

However, these methodologies exhibit a degree of dependence on the targeted micro-architecture, which materializes several challenges. The portability of the implementation’s security is not guaranteed in the general case, as the ISA enables behavioral diversity while preserving functional compatibility [Gao+20b]. Furthermore, the development of a micro-architecture-aware implementation strictly relies on the knowledge of the micro-architecture itself. Such knowledge is typically limited to the public available information, if any, as being part of an intellectual property. As a result, the implementation does not cover the whole attack surface provided by the micro-architecture. Another point of difficulty is represented by the *complexity* of the micro-architecture design: as the micro-architecture provides more performance-oriented features, the more increase the potential sources of side-channel leakage. Attempting to address all of them might result in a costly solution in terms of execution time, for instance; in particular cases, it might result in an impossible task. The problematic exacerbates when considering the *types* of leakage: attempting to cover, at the same time, transition-based, glitch-based and coupling-based leakages potentially increases the difficulty of the task. Thus, one might wonder whether there exist approaches more *agnostic* with respect to the underlying micro-architecture.

More generally, one could ask *if* and *how* we can design and develop side-channel masked software *practically* secure in the context of micro-architectural leakage.

1.3 Contributions

With this thesis, we address, along two axes, the issue of developing masked software *practically* secure in the context of micro-architectural leakage.

The first axis deals with the automated development of masked software resilient to (micro-)architecture-induced transition-based leakages. Indeed, from the state of the art, the existing automated approaches either rely on overly simplified models of the micro-architecture, or only consider leakage effects stemming from the architectural elements of the CPU, or address the problem with a *we fix what we detect* approach. Moreover, part of these approaches work at the machine-code level, losing the opportunities that an approach operating on a higher level of the compilation process would bring in terms of performance. The first contribution of this thesis describes a methodology for the automated development of masked software resilient against transition-based leakages. This methodology takes advantage of the code generation phase of optimizing compilers: given in input a software implementation—annotated with side-channel-related information—and a description of the target micro-architecture, we show how to exploit instruction scheduling and register allocation to mitigate transition-based leakages in an automated manner. With respect to the current state of the art, this methodology tackles the problem from a different level of the compilation process, acting on an intermediate representation of the masked program. At the same time, by employing code generation tools, we render the micro-architecture-induced leakage mitigation part of the compilation process, acquiring all the benefits of the latter. Last but not least, the approach relies on a micro-architectural description fed as an input to the code generation tools. This approach provides a separation of concerns, as the design of the code generation algorithms does not depend on the specific target micro-architecture. The level of security we can reach strictly depends on the quality of the model integrated within this description.

The second axis concerns with a more target-agnostic approach to counteract the micro-architecture-induced leakages. As we remarked above, relying on the micro-architectural details comes with a huge burden for the masking scheme designer. Not relying on these details potentially improves the situation, in particular in terms of portability of the security of the solution across CPUs supporting the same ISA. If we look at the literature, most of the works focus on protecting Boolean-masked software, but Boolean masking is well-known to be sensitive to recombination effects. Some bodies of work show the robustness of other masking schemes against recombination effects, which are likely to occur in a micro-architecture. One might wonder what are the practical security guarantees of these masking schemes in the presence of micro-architecture-induced leakages. At the same time, the state of the art seems to overlook the potential exploitation of the

parallelism capabilities of modern CPUs. The design of current processors has evolved to increase the number of instructions per clock cycle that they might process and, in some cases, complete at the same time. As a consequence, the processor can process different data in parallel. Such parallel capabilities stem from different and orthogonal hardware-oriented techniques. Among these, there is *pipelining*, which we can also find in simple CPUs, like commercial microcontrollers. Motivated by these two observations, we study the practical security offered by first-order Boolean, arithmetic-sum and inner-product masking schemes, considering both transition-based leakages and the leakage induced by data parallelism. At first, we elaborate and practically show how the side-channel leakage induced by data parallelism can manifest in simple CPU designs. We evaluate the leakage resilience of first-order masking encoding when impacted by transition-based leakages and the leakage induced by data parallelism. Finally, we evaluate the leakage resilience of several software implementations of the AES-128 cryptosystem, each masked with one of the first-order masking schemes we study. Such study highlight how, although the better resilience of some of the considered masking schemes, all of them do not withstand the exploitation of the considered sources of leakage.

1.4 Document Organization

We structure the remainder of this thesis manuscript in 5 chapters. In Chapter 2, we introduce the background information essential for the following chapters. In Chapter 3, we put forward a literature review concerning the state-of-the-art methodologies to mitigate micro-architectural leakages. In Chapter 4, we present the first contribution of this thesis: an automated methodology, acting from the software layer, to mitigate transition-based leakages induced by the micro-architecture. In Chapter 5, we present the second contribution of this thesis: the study of the leakage resilience of different first-order masking schemes when impacted by transition-based leakage and the leakage induced by data parallelism, both induced by the micro-architecture. Eventually, with Chapter 6, we conclude this thesis and we outline interesting future research lines.

Chapter 2

Background

This chapter puts forward the essential background required for the remainder of this thesis manuscript. We first introduce the employed notation. Then, we introduce the concept behind a passive Side-Channel Analysis (or Attack) (SCA), the attacks steps and main elements required to mount such type of attack. We continue presenting the masking countermeasure, its key idea and its formal security model. We conclude with an overview of two evaluation approaches to assess the security of an implementation, either hardware or software, of some algorithm.

Table 2.1: Notation summary for Chapter 2.

Notation	Meaning
\mathbb{A}	Set
X	Random variable
x	Realization of X
\mathcal{X}	Sampling space of the random variable X
\mathbf{X}	(Row) vector of random variables X_i , $0 \leq i < m$
\mathbf{x}	(Row) vector of realizations $(X_i)_j$, $0 \leq i < m$, $0 \leq j < n$
\mathbf{x}^T	Transposition of vector \mathbf{x} .
\mathbf{X}_j	j -th element of m -dimensional vector \mathbf{X} , $0 \leq j < m$
\mathbf{x}_j	j -th column of the $n \times m$ matrix \mathbf{x} , $0 \leq j < m$
$\mathbf{1}$	$n \times m$ matrix of 1s
$\langle \mathbf{A}; \mathbf{B} \rangle$	Inner product between vectors \mathbf{A} and \mathbf{B}
\circ	Function composition

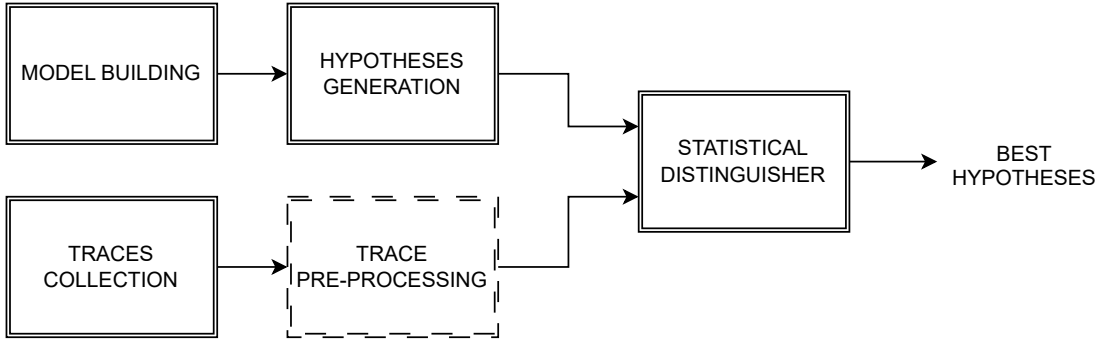


Figure 2.1: Overview of a typical SCA process.

2.1 Notation

In this section, we introduce the general notation employed throughout the remainder of this manuscript. Table 2.1 reports the notation in compact form.

With a blackboard bold letter \mathbb{A} we denote a generic set. We refer to random variables with a capital letter X . We denote the sampling space of X with the calligraphic notation \mathcal{X} , whereas x denotes a realization of X . With a bold capital letter \mathbf{X} we denote an m -dimensional (row) vector of random variables X_i , whereas the small bold letter \mathbf{x} denotes an n -dimensional (row) vector of realizations of \mathbf{X} . Implicitly, the transposition \mathbf{x}^T can be also seen as an $n \times m$ matrix. We denote with \mathbf{X}_j and \mathbf{x}_j the j -th column of the matrix \mathbf{X} and \mathbf{x} , respectively. The symbol $\mathbf{1}$ refers to an $n \times m$ matrix full of 1, whose dimensions are inferred by the context. With $\langle \mathbf{A}; \mathbf{B} \rangle$ we denote the inner product operation between the two vectors \mathbf{A} and \mathbf{B} .

2.2 Passive Side-Channel Attacks

As overviewed in Chapter 1, an SCA is a cryptanalytical tool exploiting additional information on the cryptographic implementation got from an alternative communication channel, the *side* channel. This information can come from a *passive* observation of the implementation's activity, or from its *active* manipulation [MOP07]. The scope of this thesis focuses on the former category, which we overview in this section. For the sake of brevity, in the rest of the manuscript we refer to passive SCA simply as SCA.

2.2.1 Principle

In a classical cryptanalysis attack, the attacker attempts to recover the full cryptographic key K by solely interacting with the input/output interface of the target cryptosystem C .

On the contrary, an SCA attacker takes further advantage of some measurable quantity M characterizing an implementation I of C . Such quantity M might be the instantaneous power consumption dissipated by I , or the variation of its electromagnetic field [MOP07]. M constitutes the *side channel* through which I *leaks* information.

Figure 2.1 reports the typical flow of an SCA. At first, the attacker measures (or *probes*) the side channel M , acquiring (partial) knowledge on one or more processed key-dependent intermediate values $V = f(P, K)$, where P is the plaintext employed to compute V . The attacker records the side channel as a time-dependent signal called (*side channel*) *trace*, represented as an s -dimensional vector $\mathbf{T} = [T_i]$, where T_i is the i -th time instant (or *sample*) of the trace. Due to the noisy nature of the measurements, for instance due to *thermal noise* [Nyq28], the attacker increases the probability to recover the key by collecting several traces, represented as an m -dimensional vector $\mathbf{t} = [(t_i)_j]$, where m stands for the number of traces; implicitly, $\mathbf{r} = \mathbf{t}^T$ can be seen as an $m \times s$ matrix. To improve the efficiency of the analysis, traces can be optionally *pre-processed*.

At the same time, the attacker builds a model L of the expected variation of the side channel: the *leakage model* (or *function*). The attacker uses the built model to generate an $m \times |\mathcal{K}|$ matrix of *hypotheses* (or *guesses*) $\mathbf{h} = [h_{i,j}]$ for the key-dependent value V , where $h_{i,j} = f(P = p_i, K = k_j)$, p_i is the plaintext employed to collect the i -th trace and k_j is the key guess to test. Finally, the hypotheses \mathbf{h} and the traces \mathbf{r} get analyzed by a statistical tool $D(k)$ called *distinguisher*:

$$D(k) \triangleq [D(\mathbf{h}_k, \mathbf{r}_j)]_j \quad (2.1)$$

such that the (most likely) employed key, at sample j , is $\hat{k}_j = \operatorname{argmax}_k [D(k)_j]$. The key \hat{k}_j does not necessarily match the correct one, but only represents the most likely candidate. Several factors, such as the insufficient number of traces or an inadequate leakage model, potentially compromise the success of an SCA.

We evaluate the interest of an attack by its *complexity*. In the context of SCAs, one bottleneck stems from the trace acquisition, both in terms of acquisition time, storage and analysis. Thus, a first metric to evaluate the attack's complexity is the number of traces m required to successfully recover the key [Pap+23].

But what part of the cryptosystem does the attacker observe? To reduce the complexity of the attack, induced by the dimension of \mathbf{h} , the attacker aims at those parts of C where V depends on a small part of K ; that is, the first rounds of C . With such approach, the attacker can adopt a *divide-et-impera* approach to get the key K , as they can independently target different intermediate values covering a different part of K . As a consequence, the attacker can consider a smaller \mathbf{h} , reducing the complexity of the attack.

2.2.2 Leakage Model

As overviewed in Section 2.2.1, to mount an SCA, the attacker has to select a model L to describe the variation of the side channel. The accuracy of the model plays a paramount role in the complexity of the attack, but a too accurate one can prevent its application to broader contexts, for instance other implementations of the same cryptosystem.

The selection of the leakage model starts from some assumptions on the characteristics of the side channel. A classic assumption is to consider the side-channel signal as the superposition of a deterministic component L_d and a random one representing the Additive Gaussian Noise (AGN) affecting the measured signal [DFS19]. Equation 2.2 reports this additive model, where σ is the noise' standard deviation.

$$L(X) = L_d(X) + \mathcal{N}(0, \sigma). \quad (2.2)$$

Concerning the deterministic part L_d , different assumptions can be made. For instance, one might assume that the leakage of a variable X is a linear combination of the leakage of its bits. Literature refers to it as a *linear* leakage model:

$$L_d(X) = \langle \mathbf{w}; X \rangle \quad (2.3)$$

where $\mathbf{w} \in \mathbb{R}^n$ expresses the contribution of each bit of X to the side channel. Further assumptions can be made according the particular technology employed. In CMOS-based technology, the update (*transition*) of a memory element is assumed to leak information according to the number of cells changing their state. Literature refers to such linear model as Hamming Distance (HD) model [MOP07]:

$$L_d(X, Y) = HD(X, Y) \triangleq \langle \mathbf{1}; X \oplus Y \rangle. \quad (2.4)$$

The Hamming Weight (HW) model (Equation 2.5) represents a particular case of the HD model, where the memory cell is assumed to transition from a constant $X = c$ (usually, $c = 0$).

$$L_d(X, Y) = HD(c, Y) = HW(Y) \triangleq \langle \mathbf{1}; Y \rangle. \quad (2.5)$$

The HD leaks information on the state-transition of the memory elements—hence, revealing information on both X and Y —whereas the HW one leaks only on Y . Literature refers to the former as a *transition-based* leakage model, whereas the latter is referred to as *value-based* leakage model [Bal+14].

2.2.3 Statistical Distinguisher

Once the attacker has generated the hypotheses \mathbf{h} and collected the optionally preprocessed traces \mathbf{t} , they provide these elements to the statistical tool employed to *distinguishing* the best hypotheses h_k . Such tool—the *distinguisher* $D(k)$ —provides a *score* for each hypothesis h_k , which expresses the likelihood that a given value k of the key is employed. Usually, the computation of D_k requires the knowledge of the true distributions of \mathbf{h} and \mathbf{t} . Hence, the attacker computes an *estimation* $\hat{D}(k)$, such that:

$$\lim_{m \rightarrow \infty} \mathbb{E}[(\hat{D}(k) - D(k))^2] \rightarrow 0 \quad (2.6)$$

where m represents the number of analyzed traces [GHR15].

The literature populates with several types of distinguishers, ranging from the simple *Difference of Means* [KJJ99], to more accurate and complex ones, such as the *Mutual Information* [Gie+08]. In the following, we briefly present the two most employed distinguishers in literature which we employ in the rest of this manuscript.

Pearson's Correlation Coefficient

The Pearson's Correlation Coefficient (PCC) ρ provides a normalized measure, in the range $[-1, +1]$, of the *linear* correlation existing between two random variables X and Y . In the side-channel context, $X = \mathbf{H}$ and $Y = \mathbf{T}$, respectively the hypotheses and the side-channel traces. Recalling that $\mathbf{r} = \mathbf{t}^T$ can be seen as an $m \times s$ matrix, Equation 2.7 reports the estimator $\hat{\rho}$ of this distinguisher:

$$\hat{\rho}(\mathbf{h}, \mathbf{r}) \triangleq \left[\left(\frac{\langle \mathbf{h}_i; \mathbf{r}_j \rangle - m\mu_{\mathbf{h}_i}\mu_{\mathbf{r}_j}}{[(\langle \mathbf{1}; \mathbf{h}_i^2 \rangle - m\mu_{\mathbf{h}_i}^2)(\langle \mathbf{1}; \mathbf{r}_j^2 \rangle - m\mu_{\mathbf{r}_j}^2)]} \right) \right]_{i,j} \quad (2.7)$$

where m is the number of analyzed traces.

Heuser et al. have showed that PCC represents an *optimal* distinguisher when the leakage model L is in the form of Equation 2.2, it is linear and it deviates from the real leakage behaviour for a multiplicative constant factor [HRG14].

Mutual Information

The Mutual Information (MI), an Information-Theoretic (IT) tool, quantifies the information content shared between two random variables:

$$\text{MI}(\mathbf{H}, \mathbf{T}) \triangleq [(H(\mathbf{H}_i) - H(\mathbf{H}_i | \mathbf{T}_j))]_{i,j} \quad (2.8)$$

where $H(X)$ (respectively, $H(X|Y)$) is the entropy of X (respectively, the conditional entropy of X given Y), defined as:

$$H(X) \triangleq -\mathbb{E}[\log_2 P(X)] \quad (2.9)$$

$$H(X|Y) \triangleq -\mathbb{E}[\log_2 P(X|Y)] \quad (2.10)$$

The MI provides better distinguishing capabilities, being able to capture both linear and *non-linear* relationships between the two target variables.

Unfortunately, the power of this metric stems from employment of the conditional distribution $P(\mathbf{H}_i|\mathbf{T}_j)$, which, in general, can be only estimated [VS09]. The accuracy of such estimation depends on (1) the number of side-channel traces collected and (2) the estimation technique [VS09; Bro+19].

When computing the MI by means of the estimated conditional entropy, we refer to it as Hypothetical Information (HI), which reflects that the information quantity comes from a hypothetically correct model of the leakage distribution [Bro+19]. Renaud et al. have introduced a further approximation of the MI, called Perceived Information (PI) [Ren+11]. This metric quantifies the *perceived* information under the estimated distribution when the real one potentially differs.

Bronchain et al. show that HI and PI are, respectively, an upper bound and lower bound for the true MI [Bro+19].

2.2.4 Further Aspects

In this section, we have overviewed the fundamental elements characterizing SCAs. Still, there are two aspects that we consider worthwhile to mention: the *direction* of an SCA and the *profiled* SCA.

Vertical and Horizontal Attacks

To succeed in their goal, the attacker can analyze a single, key-dependent variable V working on a portion of the key K , selecting a suitable sample s of the collected traces. In such case, we say that the attacker performs a *vertical* SCA.

One might remark that the attacker implementation potentially manipulates V across a single execution. Furthermore, another variable W might depend on the same key-portion K too. Therefore, an attacker might take advantage of this additional sources of information in the rest of the trace, by considering more than one sample. In such case, the attacker mounts a *horizontal*, or *multivariated*, SCA [MOP07].

Profiled Attack

The process depicted in Figure 2.1 represents the simplest form of an SCA, a so-called *unprofiled* attack. In an unprofiled attack, the attacker relies on an *assumed* leakage

model. As mentioned in Section 2.2.2, the accuracy of the model impacts the complexity of the attack.

Under this observation, and when the attacker has access to an identical copy of the implementation, they may characterize, or *profile*, the probability distribution of the leakage $L(V)$ for each potential value of the key; in other words, they estimate the conditional probability distribution $P(\mathbf{L}(V)|K)$. With this *a priori* knowledge, they retrieve the key hypothesis \hat{k} maximizing the likelihood on the *a posteriori* knowledge:

$$\hat{k} = \operatorname{argmax}_k \prod \frac{P(\mathbf{L}(V)|K = k) \cdot P(K = k)}{\sum_{j=0}^{|\mathcal{K}|} ((\prod P(\mathbf{L}(V)|K = k_j)) \cdot P(k_j))} \quad (2.11)$$

Historical examples of such attacks are the *Stochastic Approach* and the *Template Attacks* [SLP05; CRR02].

All the approaches mentioned up to now, both unprofiled and profiled, target intermediate values dependent on a small part of the key. The Algebraic Side-Channel Analysis (ASCA) takes another direction, combining leakage profiling with algebraic attacks [RS09]. The idea is to maximize the probability to recover the full key by exploiting the information from *all* the intermediate variables. In practice, the attacker builds a system of equations representing the cryptographic algorithm and injects in them the acquired *a priori* knowledge gained from the leakage profiling of each variable.

Soft-Analytical Side-Channel Analysis (SASCA) represents an evolution of ASCA, which follows the same principle, but improves the efficiency of the latter under several aspects [VGS14].

2.3 The Masking Countermeasure

The power of an SCA attacker stems from their ability to observe the internal state of the running implementation, getting knowledge on the processed intermediate variables. To increase the difficulty of the attack, it is possible to wisely split the key-dependent variables, such that (1) only their observation as a whole is informative, (2) exploitation of the information requires a higher number of measurements. The masking countermeasure satisfies these two properties. Informally, masking amplifies the noise affecting the side-channel measurements. Such amplification effect *masks* the statistical relation between the side-channel leakage and the key-dependent variables, hindering the efficiency of the attack. In this section, we report the basic notions behind masking and its relevant challenges.

2.3.1 Principle

When targeting a key-dependent variable V , an SCA attacker gets information on a portion of the key K . In its simplest form, the attacker probes a single sample s of the side-channel trace \mathbf{T} .

An intuitive approach to defeat them is to employ a *secret sharing scheme*: the key-dependent intermediate V gets split in two or more intermediate variables V_i called *shares*, such that the information on V is shared among them [Sha79]. As such, the attacker cannot recover V by probing a single sample. We call the tuple $\mathbf{V} = (V_i)_{i=0}^n$ an encoding of V :

Definition 2.1 (*Encoding*). *Given a random variable $X \in \mathcal{X}$ the tuple $\mathbf{X} = (X_i)_{i=0}^n \in \mathcal{X}^{(n+1)}$ is an encoding of X . The random variables $X_i \in \mathcal{X}$ are called shares.*

The encoding of V is built from an *n th-order masking scheme* M , where n represents the number of shares (the *masking order*). Informally, an *n th-order masking scheme* is an invertible vector-valued function $M : \mathcal{X} \mapsto \mathcal{X}^{(n+1)}$, such that it satisfies *correctness* (Definition 2.2) and *d th-order security* (Definition 2.3).

Definition 2.2 (*Correctness*). *Let M be an n th-order masking scheme, and \mathbf{X} an encoding of X . Then, $X = M^{-1}(\mathbf{X})$.*

Definition 2.3 (*d th-Order Security*). *Let M be an n th-order masking scheme. M satisfies d th-order security if and only if, for each encoding of $X \in \mathcal{X}$, any subset of (at most) d shares does not statistically depend on X . $d \leq n$ defines the security order of M .*

According to the sharing strategy, we obtain different kinds of encodings:

Definition 2.4 (*Boolean Encoding*). *Let us consider $X \in \mathcal{X}$, where $k \geq 1$ and $\mathbf{X} = (X_i)_{i=0}^n = \text{BM}(X)$ the boolean encoding of X . Then $X = \bigoplus_{i=0}^n X_i$, where \oplus is the eXclusive OR.*

Definition 2.5 (*Arithmetic-Sum Encoding*). *Let us consider $X \in \mathcal{X}$, where $k \geq 1$ and $\mathbf{X} = (X_i)_{i=0}^n = \text{ASM}(X)$ the arithmetic-sum encoding of X . Then $X = \boxplus_{i=0}^n X_i$, where \boxplus is the arithmetic sum.*

Definition 2.6 (*Inner-Product Encoding*). *Let us consider $X \in \mathcal{X}$, where $k \geq 1$ and $\mathbf{X} = (X_i)_{i=0}^n = \text{IPM}(X)$ the inner-product encoding of X . Then $X = \langle \mathbf{L}; \mathbf{X} \rangle$. $\mathbf{L} = (1, L_i)_{i=1}^n \in \mathcal{X}^{(n+1)}$ is a public random vector, and $\langle \cdot; \cdot \rangle$ is the inner-product operator.*

Once the key-dependent intermediates get shared, the original algorithm C has to be *compiled* into a semantically equivalent algorithm G able to process the encodings. We call this G a *gadget* of C :

Definition 2.7 (Gadget). *Let us consider an algorithm $Y = C(X)$ and a masking scheme M . We call gadget of C an algorithm G such that $(M^{-1} \circ G)(X) = C(X)$.*

The transformation of a variable into an encoding (conversely, of an encoding into a variable) is operated by an *encoding* (*decoding*) gadget.

The chosen masking scheme provides a set of transformations to mask (or *compile*) C to G . Hence, we can define a masking scheme as a strategy specifying (1) the encoding transformation and (2) the set of rules to compile the algorithm C .

The usual strategy to compile an algorithm C is by *decomposition*: considering C as the composition of m smaller algorithms C_0, C_1, \dots, C_{m-1} , we can mask each of them, such that:

$$G = M(C) = M(C_{m-1}) \circ \dots \circ M(C_0).$$

The masking scheme M defines a *base* B of atomic algorithms in which C can be decomposed, as well as the set of transformations to mask each element of B . Other approaches, instead, attempt to find ad hoc solutions for a specific algorithm C . For instance, in the case of lookup-based Substitution Box (SBox), it is possible to follow a *recomputation* approach, where the whole lookup table gets masked [Cha+99; Cor14].

When adopting a decomposition approach, the masking of an element $b \in B$ has a different impact on the *complexity* according to the nature of b . According to the employed masking scheme, we can distinguish two types of algorithms: linear and non-linear. When dealing with, for instance, a binary linear algorithm $C(A, B)$, a sound strategy is to apply C directly on the shares of A and B , such that:

$$G(\mathbf{A}, \mathbf{B}) = (C(\mathbf{A}_0, \mathbf{B}_0), C(\mathbf{A}_1, \mathbf{B}_1))$$

Hence, the *time* and *randomness* complexity increase *linearly* in the number of shares. Concerning non-linear computation, the matter becomes more complex, as non-linear terms, called *cross-terms*, appear in the equation. For illustration purposes, let us consider the masking of the finite field multiplication $C = A \odot B$. According to Rivain et al. [RP10], we can expand the multiplication as:

$$C = A \odot B = \bigoplus_{0 \leq i, j < n} \mathbf{A}_i \odot \mathbf{B}_j.$$

Thus, the masked multiplication (Algorithm 1) requires a time complexity quadratic in the masking order. Such results hold for every non-linear computation. In general, masking non-linear computations comes with an *expansion* phase, where all the n^2 cross-terms are computed, and a *compression* phase, where the cross-terms are recombined and the n shares of the output are generated [Rep+15].

The compression phase intrinsically leads to information leakage. To counteract this, the usual strategy is to add to the cross-terms a new fresh random variable. As we get n^2 cross-terms from the expansion phase, the additionally required randomness is asymptotically $\mathcal{O}(n^2)$.

The generation of randomness is a costly task, which impact on the time complexity (and area, in the case of hardware implementations) of the final gadget G . Hence, also the *randomness* complexity has to be considered.

Algorithm 1: Gadget SecMult

Input: \mathbf{A}, \mathbf{B}
Output: $\mathbf{C} = \mathbf{A} \odot \mathbf{B}$

```

1 begin
2   for  $i$  from 0 to  $n$  do
3      $\mathbf{C}_i \leftarrow \mathbf{A}_i \odot \mathbf{B}_i$ ;
4   for  $i$  from 0 to  $n$  do
5     for  $j$  from  $i+1$  to  $n$  do
6        $R_{i,j} \leftarrow \mathcal{U}_{2^k}$ ;
7        $\mathbf{C}_i \leftarrow \mathbf{C}_i \oplus R_{i,j}$ ;
8        $\mathbf{T}_i \leftarrow \mathbf{A}_i \odot \mathbf{B}_j$ ;
9        $R'_{i,j} \leftarrow R_{i,j} \oplus \mathbf{T}_i$ ;
10       $\mathbf{T}'_i \leftarrow \mathbf{A}_j \odot \mathbf{B}_i$ ;
11       $\mathbf{C}_j \leftarrow \mathbf{C}_j \oplus (R'_{i,j} \oplus \mathbf{T}'_i)$ ;
12   return  $\mathbf{C}$ 

```

2.3.2 Security Models

The masking countermeasure finds its appeal in the formal framework where its security guarantees can be proven. We call this framework a *security model*. Within its scope, the masking scheme designer defines the model of the leakage and of the attacker against which they want to prove the security of the masking design.

Several security models have been proposed in literature. Chari et al. have introduced the *noisy security model*, in which they prove that an n -th order masking exponentially increases the number of traces m —that is, the difficulty of a successful attack—for an

attacker observing the leakage of the whole encoding, where each share *independently* leaks a *sufficiently noisy* function of their value [Cha+99].

Isahi et al. have introduced the so-called *t-probing* security model. The *t-probing* model considers an implementation leaking a noise-free function of each intermediate computation of the algorithm C and the attacker is limited to observe, at most, t -out-of- $(t + 1)$ of these computations. Under such model, an implementation is said to be *t-probing secure* if and only if an SCA attacker cannot retrieve any portion of the key K from the t observations [ISW03].

The *t-probing* model is quite simple, as the attacker is assumed to have limited knowledge and the leakage model is noise-free. The simplicity of the *t-probing* model makes the security evaluation of masking implementations simpler and amenable to automation. Yet, it was proven that an implementation secure in the *t-probing* model implies security in the more realistic setting captured by the noisy model [DDF14].

As said, the security model provides specific assumptions on how the implementation leaks and how the attacker observes the leaked information. When one of these assumptions does not hold, the proven security guarantees do not too. As we will discuss in Section 2.3.3, a typical example is represented by the leakage model, which does not capture certain physical effects. To bridge this gap, new models have been developed, adapting and extending more abstract ones.

2.3.3 Leakage Independence and Physical Effects

Masked algorithms are proven secure under a specific model of security. In reality, these models hardly comply with the real behavior of the implementation. A recurrent assumption is the so-called Independent Leakage Assumption (ILA) [Bal+14]. Under this assumption, each probe provides information on at most one share. Unfortunately, hardware and software implementations are characterized by physical effects violating the ILA. That is, these effects *recombine* the shares, allowing the attacker to learn, through a single probe, information on multiple shares at once.

These effects can stem from three different sources, which are the mirror of three different physical phenomena characterizing a circuit design: memory transitions, signal glitches and coupling (or wire cross-talking) [MPW22; GPM21; De +17].

Memory transitions (or just transitions) leaks an amount of information related to the older and new state of the involved memory element (for instance, a register). Signal glitches (or just glitches) is a well-known phenomenon affecting combinatorial hardware: the relative delay between the input signals of a combinatorial circuit let the latter's output go through several temporary states before stabilizing, leaking information on the input signals. Coupling effects emerge when two hardware elements (for instance,

two wires) are close enough to interact with each other, or due to power supply noise [De+17].

Balasz et al. have formalized the impact of recombination effects through the *Security Order Reduction* theorem [Bal+14]:

Theorem 2.1 (*Security Order Reduction*). *A d -th order secure implementation against value-based leakage functions is $\frac{d}{2}$ -th order secure against transition-based leakage functions.*

Yet, such theorem considers recombination effects affecting two shares, for instance memory updates. Gigerl et al. have practically proved that signal glitches potentially recombine more than two shares, further reducing the security order claimed by the above theorem [GPM21].

To counteract these effects, several masking techniques have been developed, such as Threshold Implementation (TI) [Bil+14] and Domain-Oriented Masking (DOM) [GMK16], two design paradigms for the development of masking schemes resilient to glitch-based leakages. In order to provide a formal analysis and design process of leakage-resilient implementations, new security models extending the original d -probing model have been proposed [Fau+18].

Correctness Yet, the design of masked implementations resilient against recombination effects can be challenging in software as the hardware design of a CPU is *fixed*. If we think about a software implementation as a virtualization of a hardware design, the only way to avoid recombination effects is to carefully craft the software implementation, such that it properly selects which hardware component employ to perform the computations.

2.4 Security Evaluation of Implementations

When developing cryptographic implementations, the designer (or the evaluator thereof) naturally wants to understand what are the security guarantees of the implementation. A straightforward way to assess the security level is to attempt to recover the cryptographic key through an attack. Yet, the obtained security level is linked to the specific attack employed. In other words, a *leakage-exploitation* approach does not provide the derivation of generic results concerning the security of the implementation [Pap+23]. Indeed, an evaluator is likely interested to understand the implementation' security level independently of a specific attacker model [SMY09].

A natural observation is that an SCA attacker can recover the key if and only if the implementation leaks key-dependent information. A first approach is to check whether the implementation *leaks* or not. Such method takes the form of *statistical hypothesis*

testing. A second methodology relies on the *quantification* of the amount of information the worst-case attacker might exploit; dually, this translates to quantify the amount of information the implementation leaks.

2.4.1 Statistical Hypothesis Testing

When performing security evaluations of a cryptographic implementation I , the evaluator aims to certify whether I leaks or not in the most general setting (i.e., independently of the attacker’s capabilities).

To this end, the evaluator can employ *statistical hypothesis testing*: given a *null hypothesis* H_0 and an *alternative* one H_1 , the procedure computes a measure called *statistic* and a *threshold*, through which the evaluator can decide whether reject or not the null hypothesis. In terms of SCA security evaluation, usually we have that $H_0 := I$ does not leak and $H_1 := I$ leaks.

Among the different hypothesis testing procedures, the *Test Vector Leakage Assessment* (TVLA) is extensively used in literature [SM15]. In its simplest form, the TVLA certifies whether an implementation leaks by testing whether two sets of side-channel traces S_{fixed} and S_{random} can be distinguished by their means. S_{random} refers to side-channel traces collected while the implementation processes a different plaintext for each trace, whereas S_{fixed} refers to the usage of the same plaintext for each trace. Both sets are collected employing the same cryptographic key, kept fixed across the measurements.

The evaluator computes the t-statistic t :

$$t = \frac{\hat{\mu}_{\text{fixed}} - \hat{\mu}_{\text{random}}}{\sqrt{\frac{\hat{\sigma}_{\text{fixed}}^2}{n_{\text{fixed}}} + \frac{\hat{\sigma}_{\text{random}}^2}{n_{\text{random}}}}} \quad (2.12)$$

where $\hat{\mu}_{\text{fixed}}, \hat{\mu}_{\text{random}}$ refer to the sample mean, $\hat{\sigma}_{\text{fixed}}^2, \hat{\sigma}_{\text{random}}^2$ to the sample variance and $n_{\text{fixed}}, n_{\text{random}}$ to the number of traces of the fixed and random set, respectively.

The rejection of H_0 happens when the t-statistic overcomes a given *t-threshold*. Such threshold tells the evaluator that the H_0 can be rejected with a certain probability. Usually, evaluators set it to ± 4.5 , meaning that they can reject the null hypothesis with a probability confidence of 99.999%.

As said, the TVLA relies on a hypothesis testing procedure. These testing procedures are affected by statistical errors. We distinguish between Type-I errors (or *false positives*) and Type-II errors (or *false negatives*) [Ros10]. Type-I errors refer to the cases where the test fails (null hypothesis rejected), although the implementation does not leak. Type-II errors, on the other hand, refer to the acceptance of the null hypothesis, although the implementation actually leaks. Type-II errors are the most troublesome, as they would report an implementation as leakage-free when it is not. As a mitigation technique

against these types of errors, a strategy is to repeat the TVLA several times, each with a distinct fixed key [SM15].

Eventually, TVLA, and hypothesis testing in general, can only tell whether a given implementation leaks or not. Even in the case of a leaking device, they cannot provide any insight on the difficulty of an SCA [Pap+23].

As we present in the next section, TI tools, in particular the MI, have been connected to metrics quantifying the SCA difficulty, providing security projections of an implementation in the worst case [DFS19].

2.4.2 Information Leakage Quantification

As informally elaborated at the beginning of this section, another approach to evaluate the security of an implementation is to understand how much information does the implementation leak. The idea is that an SCA attacker cannot exploit more information than the one leaked by the implementation. In Chapter 5, we will rely on this quantification approach to evaluate the leakage resilience of different masking schemes.

Chapter 3

State of the Art and Research Questions

Although masking constitutes a provably-secure methodology against passive side-channel attacks, in practice certain physical effects, such as memory transitions, hinder its efficacy. In the software context, these effects stem from the underlying hardware of the platform executing the masked implementation; in particular, from the so-called *micro-architecture* of CPUs. Different works attempt to address such problematic, re-establishing the theoretical security guarantees of masking. This chapter provides a literature review of the existing leakage mitigation approaches.

3.1 Preliminaries

In this section, we overview some key concepts paramount for the remainder of the chapter. We cover the concept of Instruction Set Architecture (ISA), micro-architecture and the *software/hardware* contract, the recombination effects generated by the micro-architecture and the variability of the leakage behavior across micro-architecture designs.

3.1.1 ISA and Micro-architecture

When developing software, the implementation is encoded in a machine-code specification compliant with the ISA supported by the target platform. Informally, the ISA serves as an interface between what the software can access to (the *architecture*) and what it cannot interact with (the *micro-architecture*) [Gao+20b]. With micro-architecture, literature refers to the high-level aspects of the CPU's organization; for instance, its logical design [HP12]. In practice, the ISA establishes a *software/hardware* contract: given the same ISA, the underlying micro-architecture provides the specified function-

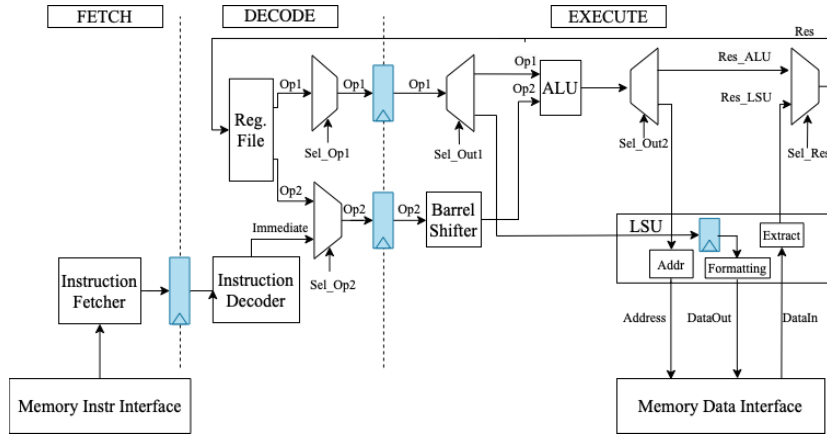


Figure 3.1: Simplified model of a three-stage, in-order pipelined micro-architecture.

alities [MPW22]. In such way, the same piece of code will produce the same output, regardless of the particular micro-architecture design.

According to the number of completed instructions per clock cycle, micro-architecture designs can be distinguished into *scalar* and *super-scalar*. A scalar micro-architecture can issue and complete at most 1 instruction per clock cycle, whereas super-scalar ones can issue and complete multiple instructions per clock cycle. Also, we can describe designs as *in-order* (instructions are issued and completed according to the order specified by the machine code) or *out-of-order* (instruction issuing and completion does not follow the machine code’s order).

One hardware-oriented technique extensively employed to maximize the number of completed instructions per clock cycle is *instruction pipelining* [HP12]. According to this technique, the micro-architecture is partitioned into several *stages*, where each stage takes care of a part of the instruction’s life cycle. We refer to this sequence of stages as the *execution pipeline*. Figure 3.1 depicts a simplified three-stage, in-order pipelined micro-architecture. In such example, the *Instruction Fetch* (IF) stage fetches the next instruction to be executed, the *Instruction Decode* (DE) interprets the instruction (e.g., selecting operands from the Register File), whereas the *Instruction Execute* (EXE) executes the instruction.

In the next section, we explain how micro-architectures can induce information leakage sources, reducing the security of masked software.

3.1.2 Micro-architectural Leakage

As described in Section 3.1.1, an ISA defines an interface between the architecture and the micro-architecture of a CPU. Both of them encompass combinatorial and sequential (or

Table 3.1: Summary of selected works concerning micro-architectural leakage investigation. For each leakage source, interaction type and origin, we report the work who observed the effect. Concerning the coupling-based leakages, the only work we are aware of does not precise the origin of the leakage.

Leakage Source	Interaction	Origin					Instr. Enc.
		RF	Memory	Pipeline	Speculation	FU	
Transition	Intra	-	-	-	-	[BP18]	-
	Inter	[PV17]	[BP18; MPW22]	[BP18]	[MPW22]	[BP18]	[dHM22]
Glitch	Intra	[GPM21]	-	-	-	[Gao+20a]	-
	Inter	-	[She+21b]	[GPM21]	-	-	-
Coupling				[LBS19]			

memory) resources (e.g., physical registers, reported in blue in Figure 3.1). In particular, due to their sequential nature, memory resources can preserve a *state* across several clock cycles. We define (*micro-architectural state*) the set of states of the (micro-)architectural memory resources at given clock cycle.

Architectural and micro-architectural resources (both combinatorial and sequential) have been witnessed as the sources of several and different sources of leakage hindering the theoretical security of masked software implementations. According to the resource (architectural or micro-architectural) from which the information leakage originates, we define the leakage as *architectural* (or *architecture-induced*) or *micro-architectural* (or *micro-architecture-induced*).

Literature distinguishes recombination effects in:

- Transition-based: the recombination stems from the update of sequential elements (for instance, general-purpose registers) [Bal+14].
- Glitch-based: the recombination stems from the signal instability in combinatorial elements due to signal glitches [MPW22].
- Coupling-based: the recombination stems from the proximity of physical components (for instance, wires) or power supply noise [De +17].

Leakages can be further classified according to the type of *interaction*: a leakage causes *inter-bit* interaction when the recombination effects involve the bits of two distinct intermediate values; a leakage causes *intra-bit* interaction when the recombination effects involve the bits of the same intermediate value [GD23].

In this section, we overview the main leakage sources which stem from the *micro-architecture*. Yet, the goal is not to perform a review of all the works investigating

micro-architecture-induced leakage; rather, to present, for each recombination effect, a work that investigated it and found a new physical origin. When more than one work investigates the same effect, we tie the break by choosing the one that provides more insights on the said effect. For instance, both Papagiannopoulos et al. [PV17] and Marshall et al. [MPW22] have observed transition-based leakages stemming from the memory; yet, the latter evaluates this effect in more depth and across different target micro-architectures.

Table 3.1 resumes the selected investigation works and explored leakages according to the above classification.

Transition-based Leakages Papagiannopoulos et al. have empirically observed the presence of inter-bit recombination effects when the same architectural register is overwritten [PV17]. Marshall et al. have systematically analyzed the recombination effects stemming from memory accesses [MPW22]. In particular, they have observed inter-bit interactions between consecutive and non-consecutive memory accesses. Barenghi et al. have further observed inter-bit interaction on micro-architectures endowed with store buffers [BP18]. Barenghi et al. have pointed out that inter-stage pipeline registers induce inter-bit interaction between the operands of consecutively issued instructions [BP18]. They have also observed that functional units can originate inter- and intra-bit interaction, for instance from the realignment buffer of the Load-Store unit and from the output register of the barrel-shifter, respectively. Marshall et al. have observed inter-bit interaction due to speculative execution [MPW22]. Finally, de Grandmaison et al. have showed that different encodings of the same instruction can lead to different leakage behaviors, and so different inter-bit interactions [dHM22].

Glitch-based Leakages Gigerl et al. have observed that glitches in the address decode logic of the register file can lead to inter-bit interaction [GPM21]. The same authors have also witnessed how inter-bit interaction can take place due to signal glitching in the forwarding mechanism of the execution pipeline. Shelton et al. have observed an inter-bit interaction potentially stemming from the memory bus [She+21b]. Finally, Gao et al. have showed how glitches in the barrel-shifter potentially lead to intra-bit interactions [Gao+20a].

Coupling-based Leakages By means of acquisition setup manipulation, Levi et al. have detected coupling-based leakages, although they didn't identify their specific origin [LBS19].

Table 3.2: Synthesis of works related to the exploration of micro-architectural leakage. We use n to indicate that the solution supports masking (up to) a fixed order. (✓): potentially handled. S.Scal: Super-Scalar, O.o.O: Out-of-Order. NC: Non-completeness. B: boolean; A: arithmetic.

Work	Method	Source		Bit Inter.		Scalar	μ -Arch		Order	Masking
		Trans.	Glitch	Intra	Inter		S.Scal.	O.o.O.		
[SSG17]	ISA	✓	-	-	✓	✓	-	-	1	B
[WSW19]	ISA	✓	-	-	✓	✓	-	-	1	B
[Ath+20]	ISA	✓	-	-	✓	✓	-	-	1	B
[Abr+21]	ISA	(✓)	(✓)	(✓)	(✓)	✓	-	-	1	B
[She+21b]	ISA	✓	-	✓	✓	✓	-	-	1	B
[She+21a]	ISA	✓	-	✓	✓	✓	-	-	Any	B
[Tso+23]	ISA	✓	-	-	✓	✓	-	-	1	B
[Kia+20]	ISE	✓	✓	✓	✓	✓	-	-	1,3	B
[KS20]	ISE	✓	✓	✓	✓	✓	-	-	1	B, A
[Gao+20b]	ISE	✓	-	-	✓	✓	-	-	Any	Any
[MP21]	ISE	✓	✓	✓	✓	✓	-	-	n	B, A
[Gao+21]	ISE	-	✓	✓	✓	✓	-	-	1	B, A
[CPW24]	ISE	✓	-	-	✓	✓	-	-	Any	B, A
[MMT20]	NC	✓	✓	✓	✓	✓	✓	✓	Any	B
[GPM21]	NC	✓	✓	-	✓	✓	✓	-	Any	B
[GD23]	NC	✓	✓	✓	✓	✓	-	-	1	B

3.1.3 On the Variability of the Leakage Behavior

The leakage behavior of a given piece of code is not consistent across different platforms and across platforms supporting the same ISA [MMT20; MP21]. The reason is found on the transparency of the hardware/software contract implemented by the given ISA. According to such contract, the logical design of the micro-architecture can take any physical form, as long as it supports the ISA [Aro+21]. From a functional point of view, such transparency provides code portability (although it does not guarantee that the code exploits at best the underlying platform hardware). On the other hand, from a security point of view, it forbids a transfer of the security guarantees verified on a given platform. Furthermore, Arora et al. have empirically showed that the physical implementation of two instances of the same CPU can exhibit different leakage behaviors, worsening the leakage transferability problem [Aro+21].

3.2 Mitigation of Recombination Effects in Software

In Section 2.3.3 we have discussed the security reduction of masked algorithms when executed on real platforms. The root cause of the discrepancy between the proven security and the practical one are physical effects which recombine the shares of a masked value. A natural way to *bridge* the gap between the theory and practice is to restore the violated ILA; in other words, enforcing *data isolation* [Bel+23].

A way to enforce data isolation is through a *flushing* mechanism. With flushing, we refer to any hardware or software mechanism that overwrites (*flush*) the content of a memory resource (e.g., a register) with some value not related to any masked variable. By interleaving the consecutive writing of two shares to the same memory resource with a flush of the latter, we mitigate the transition-based leakage.

In this section, we present a systematic review of the literature concerning methodologies to mitigate the recombination effects in software, narrowing the gap between the theoretically proven security and the practical one.

3.2.1 Scope of the Review

The scope of this literature review focuses on the methodologies which aim to mitigate the impact of (micro-)architectural leakage on masked software implementations. We define the following research criteria to lead the literature investigation:

- **Masking-specific Approach:** the methodology must specifically target masked software implementations. We do not consider works providing general protection regardless of the software executed, for instance [Gro15; Gro+16; MGH19; SLP+19; ABP21; BJ22].
- **Active Mitigation:** the methodology must not only produce or support the execution of masked software, but also attempt to mitigate the security degradation implied by (micro-)architectural leakage. For instance, in literature there are works providing automated approaches for the generation of masked software, but they do not tackle micro-architectural leakage [Bel+18].

From the literature investigation, we have identified 13 works matching the research criteria (Section 3.2.1). From their analysis, we have identified 6 attributes of interest:

1. **Method:** it describes what method the work adopts to mitigate (micro-)architectural leakages: *ISA-based*, *Instruction Set Extension (ISE)-based*, *non-completeness-based*.
2. **Source:** it describes what leakage sources the work addresses: *transition-based*, *glitch-based leakages*. To the best of our knowledge, no works addresses coupling-based leakages.
3. **Bit Interaction:** it describes whether the work addresses the interaction between bit of the same machine word (*intra*) and/or of different machine words (*inter*).
4. **μ -Architecture:** it describes the type of micro-architecture the work considers: *scalar*, *super-scalar (s.scalar)*, *out-of-order (o.o.o)*.

Table 3.3: Synthesis of works exploring the mitigation of micro-architectural leakages by means of ISA-based approaches.

Work	Approach	Scope		Input Masked	Output		Order	Detect.
		Arch.	μ Arch.		Determ.	Converge		
[WSW19]	Proact.	✓	-	✓	✓	-	1	Model
[Tso+23]	Proact.	✓	✓	✓	✓	-	1	Model
[SSG17]	Proact.	✓	✓	✓	-	-	1	Model
[Abr+21]	React.	✓	✓	-	✓	✓	1	None
[Ath+20]	React.	✓	-	✓	✓	✓	1	Model
[She+21b]	React.	✓	✓	✓	✓	✓	1	Profiled
[She+21a]	React.	✓	✓	✓	✓	✓	Any	Profiled

5. Order: it describes the order of the masked software executed on the target platform.

6. Masking: it describes the type of masking applied to the executed software.

Table 3.2 resumes the identified works. For the classification of these works, we chose the *method* attribute. The reason stems from the fact that, as we discuss in Section 3.3, each different approach has a different degree of *portability*, *efficacy* and *invasiveness*.

3.2.2 ISA-based Methodology

To deal with the leakage effects stemming from the micro-architecture, the developer can employ the instructions provided by the target ISA to mitigate the impact of such leakages by hand [PV17; GPM21]. Although it is possible to proceed via a by-hand approach, the hardening of software implementations is time-consuming and error-prone. Therefore, in this section we focus solely on approaches relying on *automated* strategies for the generation of leakage-resilient masked software.

From the literature exploration, we have identified 7 distinct works and 6 attributes of interest:

1. Approach: it describes whether the work *reactively* mitigate the sources of leakage (hence, directly on the binary code) or it *proactively* generates leakage-resilient code.
2. Scope: it describes whether the work mitigates architectural and/or micro-architectural leakages.
3. Input Masked: it describes whether the input program must be *masked* or not.

4. Output: it describes whether the approach acts *deterministically* (given the same input, produces the same hardened code) and if the approach *converges* to a leakage-free implementation.
5. Order: it describes the masking order of the output. In those instances where the input must be masked, it matches also the input's masking order.
6. Detection: it describes whether the detection of leakages comes from the use of a *model* of the micro-architecture, or it originates from a *profiling* of the leakage.

We classify the identified works according to the *approach* attribute. The reason stems from the fact that proactive approaches allow the direct generation of protected implementations from high-level specifications (hence, they can take advantage of optimizations made during the whole compilation process), whereas reactive ones can only deal with already-generated code but do not have to deal with programs optimizations (which might alter the applied masking).

Proactive Approaches

Seuschek et al. has attempted to automate the elimination of micro-architecture-induced transition-based leakages by programming an instruction scheduling and a register allocation engine to, respectively, reorganize the machine code of 1-st order masked implementations, such that sequences of instructions do not leak on microcontrollers, and provide a leakage-free assignment of registers [SSG17]. The tool employs a precompiled list of some instruction pairs that leak on the given target micro-architecture. On the downside, the tool converges probabilistically towards a leakage-free implementation.

Wang et al. has handled the transition-based leakages stemming from architectural register overwrites at the register-allocation level [WSW19]: given in input a high-level specification of a 1-st order masked implementation, they model the register allocation as an optimization problem with a leakage constraint to identify a leakage-free allocation of registers to intermediate variables. Their solution does not require any flush of the architectural registers.

Tsoupidi et al. has mitigated the transition-based leakages stemming from architectural registers overwrites and from consecutive memory accesses [Tso+23]. To achieve their goal, they have formulated the register allocation and the instruction scheduling as optimization problems, which are solved by means of an SMT solver. In contrast to the work of Wang et al., the potential lies in the exploration of all possible solutions to the formulated problem, keeping only the ones with minimum cost *and* which prevent any leakage.

Reactive Approaches

Athanasίου et al. have developed BATTLE, a tool for the automated identification and mitigation of transition-based leakages stemming from architectural registers overwrite [Ath+20]. Their tool takes in input a 1-st order masked binary, perform symbolic execution to identify transition-based leakages and removes them by flushing the leaking registers.

Abromeit et al. have pursued a modular approach for the protection of an unmasked machine-code specification of an algorithm, which integrates the application of 1-st order Boolean masking with the protection against micro-architectural leakages [Abr+21]. Their approach consists in porting the concept of *compositional reasoning* [Bar+16] in the software domain: (1) leaking computations are replaced by semantically equivalent 1-st order leakage-resilient gadgets; (2) glue-code is inserted before and after each gadget invocation for ensuring their secure composition. As a hypothesis, the authors have assumed the existence of a set of 1-st order masked gadgets secure against micro-architectural leakages.

Shelton et al. have proposed ROSITA, a tool for the automated application of code patches to 1-st order masked machine code [She+21b]. The tool acts in two iterative phases: (1) identification of code patterns that leak information; (2) replacement of leaking code patterns via hand-made patches specific for the target micro-architecture. A target-tailored *leakage emulator* provides the simulated side-channel traces for the identification of leaking code patterns. The iterative process terminates once no leakage is detected from the simulated traces.

Shelton et al. have developed ROSITA++, an enhanced version of ROSITA able to handle also higher-order masked implementations [She+21a].

Discussion Almost all the known tools deal with already-masked implementations; only the instance from Abromeit et al. is able to generate a hardened masked implementation from an unprotected machine-code specification [Abr+21]. Resorting on tools that are able to handle unmasked inputs comes at the advantage of the developer, who (1) does not require any knowledge on masking and (2) does not bother with potential errors in the application of the masking scheme on the high-level specification.

Concerning the masking order, almost every tool focus on 1-st order masking: avoiding recombination of shares without incurring in high performance penalties is a difficult task. To the best of our knowledge, only ROSITA++ handles higher-order masked implementations [She+21a].

Concerning on how the transition-based leakages are mitigated, most of the approaches rely on instruction sequences to flush the (micro-)architectural state. This can increase the performance penalties of the implementation in terms of code size and

execution time [She+21b; She+21a]. On the other hand, Wang et al. and Tsoupidi et al. have provided solutions which do not require flushing the micro-architectural state: their solutions rely on modelling register allocation and instruction scheduling as an optimization problem and choosing a solution which does not leak [WSW19; Tso+23]. Although proven on small/medium-sized use-cases, it is unclear whether their approach always converges to a solution. As a consequence, they cannot guarantee the convergence to a solution in the general case. The work of Seuschek et al. shares the same convergence problem [SSG17]: due to the nature of their approach, the convergence can probabilistically fail, requiring several calls to the tool to converge.

To detect the leakage induced by the micro-architecture, Seuschek et al. [SSG17] and Tsoupidi et al. [Tso+23] have relied on a model of the target micro-architecture. In principle, the knowledge of the micro-architectural details allows a precise mitigation of the leakages. Still, these two works rely on incomplete models, either missing certain features that induce leakages (such as inter-stage registers) or do not consider the execution activity of the micro-architecture, which potentially impacts on the observed leakage.

The tools ROSITA and ROSITA++ are interesting as they do not require knowledge of micro-architectural details. Their strength stands on the on-the-fly emulation of the leakage of the input machine code, which allows to iteratively test and patch the implementation until fixing all leakage points. Yet, they are characterized by a low degree of portability: the emulation requires a model of the target’s leakage behavior extracted by profiling the target platform. Such profiling is extremely dependent on the actual physical implementation of the profiled target architecture [Aro+21], the measured side channel and the employed experimental setup.

Finally, none of the tools officially support glitch-based leakage mitigation: the work of Abromeit et al. only specifies the presence of a library of leakage-free gadgets; thus, the mitigation capabilities of their approach strictly depends on such library. Although ROSITA and ROSITA++ can detect glitch-based leakages, none of the hand-made patches handle them.

3.2.3 ISE-based Methodology

ISE are a mean to enrich the properties of an ISA, usually by introducing new functional features (for instance, SIMD paradigm) or non-functional ones (for instance, capabilities [Wat+20]). In the context of leakage-resilient cryptography, they found application to support masked software. The idea behind the usage of ISEs is to expose a more friendly software/hardware contract, such that the software can take advantage of some hardware mechanism to mitigate the security degradation due to micro-architectural leakages [Gao+20b].

Table 3.4: Synthesis of works exploring the mitigation of micro-architectural leakages by means of ISE-based approaches. We use n to indicate the solution supports masking (up to) a fixed order. B: Boolean; A: Arithmetic.

Work	Deleg.	Source			Scope Cache	Mem.	Order	Masking
		Transition	Glitch	Pline				
[KS20]	HW	✓	✓	✓	✓	-	1	B, A
[Gao+20b]	HW	✓	-	✓	-	✓	Any	Any
[Kia+20]	HW/SW	✓	✓	✓	-	-	1, 3	B
[MP21]	HW/SW	✓	✓	✓	-	-	n	B, A
[Gao+21]	HW/SW	✓	✓	✓	-	-	1	B, A
[CPW24]	HW/SW	✓	-	✓	-	-	Any	B, A

We have identified 6 distinct works dealing with a leakage-resilient execution of masked software implementations through the aid of ISEs.

We have identified 5 attributes of interest concerning these works:

1. Leakage Mitigation Delegation: it denotes whether the mitigation of the leakage happens at *hardware* level or a mix of hardware and software.
2. Leakage Source: it denotes the sources of leakage handled: *transition-based* and/or *glitch-based*.
3. Scope: it denotes what part of the core are handled: *pipeline*, *cache* and/or *memory*.
4. Masking Order: it denotes the supported masking order.
5. Masking Type: it denotes the supported masking type: *Boolean* and/or *arithmetic*.

Table 3.4 summarizes the attributes associated to each work. We perform the classification of the works according to the *Leakage Mitigation Delegation*.

The reason stems from the fact that the first attribute can provide a first qualitative metric to understand where does the complexity lie (on the software developer or on the hardware designer), as well as the potential cost in terms of area, code size and execution time.

Hardware Delegation

Kiaei et al. have developed a pure ISE-based approach to allow the execution of leakage-free 1-st order masked software [KS20]. Their strategy bases on two principles: (1) the introduction of dedicated instructions for computing masked data and (2) an isolated data path. The first point is addressed by extending the RISC-V ISA. From the hardware side, the new instructions are processed by a DOM-based *masked* ALU, which handles,

in a glitch-free manner, both Boolean and arithmetic 1-st order masked operations. The isolated data path hosts the masked ALU and supports the secure manipulation of masked data by (1) duplicating the register file and data caches, where each copy stores a given share domain, (2) transparently refresh load and store instruction’s operands to mitigate transition-based leakages.

Gao et al. have followed a different approach, by preventing transition-based leakages by *flushing* the memory elements that might leak [Gao+20b]. Such refreshing is hinted by the software by means of dedicated RISC-V *fence* instructions. The modification brought to the whole system concerns also the memory interface, allowing prevention of transition-based leakages stemming from elements outside the CPU core. The solution provides flexibility to the developer to choose which elements the hardware should flush. The solution transparently supports any type of masking and masking order.

Hardware/Software Delegation

Kiaei et al. have introduced SKIVA, a RISC-V extension to support transition-based leakage-free 1-st and 3-rd order Boolean masking *and* fault detection [Kia+20]. Concerning masking, the approach relies on a *share-sliced* representation of data to avoid transition-based leakages [Gao+20a]. For such purpose, the ISE introduces dedicated instructions to convert from and to the share-sliced representation of masked data, plus a specialized rotate instruction for the in-place rotation of the encodings. The share-sliced representation transparently mitigates the transition-based leakages stemming from memory accesses. Yet, this comes at the cost of implementing the algorithm such that it can work on this data representation.

Marshall and Page have mitigated glitch- and transition-based leakages via an overloaded extension of the RISC-V ISA, where the security semantics of the instructions is chosen according to the input registers and implemented through DOM-based gadgets [MP21]. The register file is replicated in n register banks, each for a given share domain, where the n is set via software at configuration time by the software designer. Concerning transition-based leakages stemming from load and store instructions, the authors delegate such operation to the software developer to schedule such instructions in order to avoid share recombination.

Gao et al. have provided an ISE for the RISC-V supporting 1-st order Boolean and arithmetic-sum masking [Gao+21]. The approach bases on dedicated instructions, which are implemented by a masked DOM-based masked ALU, mitigating glitch-based leakages. The micro-architectural data path is modified in order to accommodate the masked ALU and secure the manipulation of masked data (for instance, map each share domain to a dedicated inter-stage pipeline register), mitigating transition-based leakages. Concerning

the transition-based leakage from memory accesses, it is up to the software designer to properly schedule them or use instructions to flush the micro-architectural state.

Cheng, Page, and Wang have extended the RISC-V ISA to deal with transition-based leakages: new instructions, copying the semantics of already existing ones, are introduced and used to communicate to the micro-architecture to mitigate the leakage [CPW24]. The authors provide two proofs of concept: a *latency-optimized* version, which mitigates all the transition-based leakages at hardware level; an *area-optimized* version, which mitigates the architecture-induced transition-base leakages (for instance, register overwrites) via hardware, whereas the ones stemming from loads and stores are removed decoding the instructions in a specialized sequence of general-purpose instructions. The latter solution modifies at the minimum the underlying decoding logic, following a CISC approach: the micro-architecture decodes the instruction in a specific instruction sequence to remove the leakage.

Discussion

A fair comparison between the ISE-based approaches represent a hard task, as they are more proofs of concept to show the ISE’s potential to achieve leakage-resilient masked software [MP21]. Even willing, it is not possible to compare in terms of security, as evaluation are not performed [MP21], are done on small code sequences [CPW24] or the modified architectures are different [Kia+20; Gao+20b] or unspecified [KS20]. The usage of different/unspecified modified architectures forbids a fair comparison in terms of occupied silicon area and latency.

Nonetheless, it is still possible to perform some general observations concerning their mitigation capabilities and their invasiveness (that is, the degree of hardware changes). In general, pure hardware delegation enables better leakage mitigation, as the hardware can precisely flush micro-architectural elements (and not only) and/or handle masked data with hardware-secured operations. On the downside, these solutions potentially can come with non-negligible hardware cost in terms of silicon area and require a substantial modification of the core.

On the other hand, hardware/software delegation approaches represent a compromise, where a part of the leakage mitigation is delegated to the software: for instance, instead of having a hardware module to protect memory accesses, implementation’s code has to be properly scheduled to avoid information leakage [MP21; Gao+21].

All in all, both approaches have the potential to mitigate transition-based leakages *and* glitch-based leakages to a *local* extent: indeed, the implementation of masked operations with glitch-free gadgets make the single computation secure against both types of leakages [KS20; MP21; Gao+21]. Yet, there is still a lack of mitigation for more subtle

sources, as for the forwarding path in the execution pipeline [Gao+20b].

3.2.4 Non-Completeness-based Methodology

The non-completeness property has been introduced with the TI masking paradigm [Bil+14]. In essence, a non-complete operation (or function) works on a strict subset of the shares, such that whatever recombination takes place, the attacker will always miss a piece of information to recover the secret.

Non-completeness can be viewed as a weak form of data isolation, according to which only a strict subset of shares can leak. At the time of writing, few works put forward the idea to mitigate recombination of shares by enforcing this property in software.

Meyer et al. have proposed to decompose a high-level implementation in subfunctions, each working on a strict subset of the shares [MMT20]. Gigerl et al. have proposed to mitigate glitch-based leakages by applying a stricter version of non-completeness at pipeline-level [GPM21]: at each clock cycle, one and only one share of a masked variable can be processed within the pipeline. Gaspoz and Dhooghe have mitigated the effects of share recombinations applying the non-completeness at the register file level [GD23].

Discussion Enforcing the non-completeness property at software level is an interesting approach, which does not prevent the implementation to leak, but let it do it in such a way the attacker cannot exploit recombinations. The approach is similar to the original idea behind masking.

This property potentially minimizes the efforts to mitigate certain leakage effects by relying on few, public information concerning the micro-architecture (e.g., the depth of the execution pipeline). Furthermore, the employment of such properties potentially promote an increased portability of the implementation, as long as the running CPUs share a similar micro-architecture design.

On the other hand, as remarked by Gaspoz and Dhooghe, non-completeness provides a necessary but not sufficient property to bridge the gap between the theoretically-proven security and the witnessed one in practice, as certain micro-architectural features (e.g., micro-architectural registers) can still reduce the implementation's security [GD23].

3.3 Discussion

In this literature review, we have investigated the different approaches to mitigate the effect of micro-architectural leakages on the security of masked software implementations. From the analysis of the works, we have identified three attributes of interest:

- Efficacy: it qualitatively describes the mitigated leakages sources.

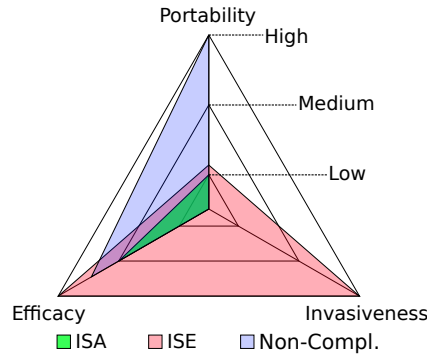


Figure 3.2: Qualitative comparison of ISA-based, ISE-based and Non-Completeness-based approaches.

- Invasiveness: it qualitatively describes the degree of hardware changes required.
- Portability: it qualitatively describes the easiness with which the security guarantees of a software implementation can be transferred across micro-architectures without modification.

Figure 3.2 reports a qualitative radar chart of the different approaches with respect to efficacy, invasiveness and portability.

Concerning the type of covered leakage sources (or *efficacy*), ISA-based approaches focus on transition-based ones. ISE-based solutions provide better mitigation capabilities, as they can cover also glitch-based leakages. Non-completeness-based approaches show some instances able to cover both leakage sources.

From an *invasiveness* point of view, ISA and non-completeness-based solutions do not require any hardware modification, whereas ISE ones might require non-negligible modifications to the hardware [CPW24].

In terms of portability, ISA-based approaches show the lowest degree of portability, as an implementation potentially has to be modified to transfer the same security guarantees to different micro-architectures. ISE-based ones show slightly better portability, as architectures supporting the same ISE contract will provide the same security guarantees for the same implementation; yet, this is granted as long as the ISEs implement the same hardware/software contract. Non-completeness-based approaches guarantee the highest degree of portability, since the software specification (potentially, a high-level one) has to just ensure the non-completeness property. Looking at the supported micro-architectures, ISA-based and ISE-based approaches have only been applied to scalar micro-architectures, whereas the non-completeness method has also been explored on more complex ones.

3.4 Open Problems and Research Questions

In this section, we present the identified open problems and research questions that this thesis addresses.

3.4.1 Open Problems

From the literature investigation we have identified the following open problems:

Micro-architecture Knowledge and Security Guarantees The security guarantees provided by ISA-based approaches strictly depend on the knowledge of the micro-architecture. For instance, to protect an implementation against transition-based leakages, the solution requires a precise knowledge of all the memory elements that might leak information on two intermediate values when consecutively stored. Such a piece of information might be unknown; for instance, it is part of the intellectual property covering the micro-architecture. Thus, the employment of ISA-based to close the gap between theory and practice is potentially prevented by the lack of information concerning the micro-architecture.

Lack of Portable Security Implementations generated by ISA-based approaches generally are not portable from a security point of view. Indeed, as explained at the beginning of this chapter, several micro-architecture implementations can satisfy the contract described by a given ISA. By consequence, since two implementations potentially exhibit different leakage behaviors, a piece of code secure on a given micro-architecture potentially is not on another one.

This problem is partially handled by ISE-based approaches: by extending the ISA contract with specific security guarantees, the same piece of code shows the same security guarantees on two micro-architectures implementing the ISE. Nonetheless, such outcome is restricted only to implementations satisfying the very same extended contract.

Simple Models of the Micro-architecture Some of the ISA-based methodologies target simple models of the micro-architecture, either excluding well-known leakage sources, such as inter-stage pipeline registers [Tso+23], or not considering the actual activity of the micro-architecture which influences the observed leakage [SSG17]. As such, the usage of a simplified model (or the lack thereof) forbid the generation of leakage-resilient masked software implementations.

No Convergence Guarantees Certain ISA-based methodologies do not guarantee the generation of a machine-code implementation free of any (micro-)architecture-induced leakage [SSG17; Tso+23].

Performance Overhead Part of the ISA-based methodologies mitigate micro-architecture-induced leakages on the machine-code version of the implementation [Abr+21; She+21b; She+21a]. Acting on this code representation, these methods apply hand-made patches designed to properly mitigate the leakages while preserving the semantics of the program. The design of these patches faces two major performance-related challenges:

- the designer must know the execution state of the micro-architecture when the patch is executed
- the designer must cope with an already-generated code: a given modification potentially implies an avalanche of modifications, requiring further patching. As such, it is in the interest of the designer to localize the impact of the patch, potentially generating a less performant code.

Practical Higher-order Security is Unexplored Except for the works of Shelton et al. [She+21a] and Gigerl et al. [GPM21], all the reviewed approaches focus on achieving practical 1-st order security.

Lack of Super-Scalar and Out-of-Order Micro-Architectures The complexity of simple micro-architectures and the lack of their complete knowledge complicates achieving practical security. Only few works provide approaches to reach practical security even on more complex micro-architectures [MMT20; GPM21].

Glitches: a yet-to-be explored cases Several works concern with recombination effects stemming from transition-based leakages. Although highlighted as a real problem [Gao+20a; GPM21], software-based mitigation of glitch-based leakages is practically unexplored, except for works promoting the non-completeness property [MMT20; GPM21; GD23].

3.4.2 Research Questions

From this literature review, it clearly emerges how achieving practical security of masked software in a general sense—that is, providing a masked implementation secure against worst-case attackers on any micro-architecture—is still an open problem. Reducing the

scope, it is still challenging to achieve 1-st order security on simple scalar architectures against attackers exploiting only transition-based leakages. As highlighted in Section 3.4.1, the main reason is the lack of complete micro-architectural models.

Two orthogonal challenges are the containment of the performance overhead and the guarantee of an approach always converging to a leakage-free solution.

Most of the works focus on Boolean masking and the risk implied by transition-based leakages. Meyer et al. have remarked that Boolean masking and transition-based leakages share the same algebraic structure [MMT20]. From this observation, they suggest employing masking schemes with a different algebraic structure to mitigate recombination effects. However, few works investigated their employment in software [Che+21; Wu+22; Bec+22] and none studied the impact of the micro-architecture on their practical security.

In this thesis, we follow four research directions:

1. What mitigation capabilities can we reach by considering complete models of the micro-architecture
2. Can we contain the performance overhead while mitigating (micro-)architectural leakage
3. Can we ensure the convergence towards a leakage-free solution
4. What is the impact of the micro-architecture on the practical security of masking schemes with a different algebraic structure from the Boolean one.

Chapter 4

An Automated Methodology to Mitigate Transition-based Leakages at Software Level

This chapter bases on an ongoing joint work with the Politecnico di Milano.

As it has emerged from the previous chapter, preserving the security guarantees of first-order masked software implementations is an open problem. Current ISA-based methodologies (Section 3.2.2) addressing both architectural and micro-architectural transition-based leakages, exhibit three shortcomings: performance overhead [She+21b; She+21a], partial leakage mitigation and no convergence guarantees [SSG17; Tso+23].

With this chapter, we aim to address these drawbacks. We propose an ISA-based *proactive* methodology (Section 3.2.2) for the automated generation of first-order masked software implementations resilient to both architectural and micro-architectural transition-based leakages.

Given an *intermediate representation* of the masked program, the approach relies on two code generation algorithms—*register allocation* and *instruction scheduling*—to generate a machine-code implementation *while* mitigating transition-based leakages. These algorithms mitigate the leakages through a careful assignment of physical registers and code reorganization. These two operations are driven by an accurate simulation of the micro-architectural state evolution, allowed by a description of the target micro-architecture’s model we provide. This description encompasses public information concerning both the micro-architectural resources inducing transition-based leakages *and* the information related to the structure of the micro-architecture and the execution latencies of each instruction. In the unfortunate case where the algorithms cannot mitigate the occurring

leakage, preventing the convergence towards a solution, a *flush* mechanism removes the leakage.

By mitigating the leakages during the machine code generation, we potentially reduce the performance overhead (*shortcoming #1*). The employment of an accurate micro-architectural model not only helps to reduce the performance overhead of the implementation (*shortcoming #1*), but also supports a more complete mitigation of the leakages (*shortcoming #2*). At the same time, with the flushing mechanism we guarantee the convergence of the approach towards a leakage-free solution (*shortcoming #3*), as long as we verify the mitigation capabilities of the mechanism for the target micro-architecture.

We exemplify the core idea of our mitigation strategy through some use-cases and provide the rationale supporting it (Section 4.2).

By viewing the register allocation and instruction scheduling (Section 4.3) as optimization problems, we show how to extend existing algorithms to integrate transition-based leakages as a further problem’s constraint (Section 4.4).

We implement our approach in the LLVM Core Libraries (Section 4.3.5, Section 4.5) and we experimentally evaluate it along two axes: a security evaluation and an overhead evaluation (Section 4.6). For these evaluations, carried out on the scalar, in-order pipelined ARM Cortex-M4 CPU, we generate several implementations of the SIMON128/128 cryptosystem: an unmasked one, a first-order masked, a micro-architecturally protected first-order masked and a second-order masked. In the security evaluation, according to the TVLA methodology, we assess the information leaked by each implementation. In the overhead evaluation, we assess the impact of our approach in terms of execution time, code size and required randomness, measuring them on the SIMON128/128 implementations.

At the time of writing, the implementation of our approach does not allow fair comparisons with the second-order masked implementation and the other ISA-based methodologies. Yet, we show that our automated method contributes to the mitigation of leakages while nullifying the overhead on the required randomness; a factor with a significant impact on the implementation’s execution time (Section 4.6.3).

4.1 Notation

We start the chapter by extending the notation presented in Section 2.1. We use these extended notation to describe the algorithms presented in the following sections. Table 4.1 reports the notation in compact form.

With the capital letter Q , we refer to a generic queue of elements. With the capital letter P , we refer to a generic program. For simplicity, we model a program as a queue

Table 4.1: Notation summary for Chapter 4.

Notation	Meaning
Q	Queue
P	Program
M	Association (or map)
\mapsto	Left-to-right association operator
$[\cdot]$	Access operator for generic map M
$[]$	Empty queue or map
\emptyset	Empty set
\leftarrow	Assignment, enqueue, dequeue, set insertion and extraction operator
\cup	Union of two sets or two queues
\cap	Intersection of two sets
a	A generic element
$=, \neq$	Equality/inequality boolean predicate
\perp	No value assigned, e.g., $a = \perp$
<code>fun</code>	A procedure named <i>fun</i>
P	A generic program

of instructions. With the capital letter M , we refer to an association (or map) $\mathbb{A} \mapsto \mathbb{B}$ between two generic sets, with the direction of the map flowing from left to right.

The notation $[\cdot]$ represents the access operator for a map M . With $[]$ we refer to the empty queue or the empty map. With \emptyset , we refer to the empty set. The \leftarrow represents the assignment operator. When a queue appears on the left-hand side (right-hand side) of \leftarrow , this latter also enqueues (dequeues) an element in (from) the queue. In case left- and right-hand sides are both queues, \leftarrow copies in the queue on the left the content of the one on the right; the queue on the right empties out. When a set appears on the left-hand side (right-hand side) of \leftarrow , this latter also inserts (extracts) an element in (from) the set. The \cup (\cap) represents the union (intersection) between two sets. When we apply \cup to queues, it creates a set containing the elements of the involved queues.

With an small italic letter we refer to a generic element. For instance, we use i to refer to a generic instruction. If not explicitly stated, the context defines the actual element represented by this notation.

The $=$ and \neq represent, respectively, the equality and inequality boolean predicate. For a map M , given an element a , we signal the absence of a mapped value with \perp , i.e., $M[a] = \perp$. We use the same notation to indicate that a generic element a has no value assigned, i.e., $a = \perp$.

Finally, we use the `truetype` font family to refer to a procedure (or function). Within an algorithm, the name of a procedure implicitly triggers its execution at that point of

the program.

4.2 Transition-based Leakage Mitigation

When we talk about *transition-based leakage mitigation*, we mean the act of reducing or suppressing the impact that such type of leakage has on implementations proven secure under the t -probing model. Under the t -probing model, we assume that the masked implementation leaks a noise-free function of the handled input, intermediate and output variables, while the attacker can observe (at most) t of such variables.

Before presenting our methodology, we provide some examples to explain how instruction scheduling and register allocation algorithms can mitigate transition-based leakages. For each example, we illustrate how (1) a different register allocation or code organization and (2) a software-based flush mechanism can mitigate the observed transition-based leakage. The following list of examples is not exhaustive, covering only a subset of the known sources of leakage. Without lack of generalization, we report each example in the ARM Thumb-2 assembly language. In each example, we manipulate some shares of two first-order masked intermediate variables X and Y . We denote these shares with X_0, X_1 for X , and Y_0, Y_1 for Y . In some of these examples, we also handle values statistically independent of X and Y . We refer to them with `rnd0`, `rnd1` and `rnd2`. In the rest of this section, we assume the case of a scalar, in-order pipelined micro-architecture.

We conclude the section by providing a rationale behind the correctness (i.e., we mitigate the leakage) of the adopted mitigation strategies.

Cautionary note Although the principle behind our mitigation approach holds in general, its actual materialization strictly depends on the target micro-architecture. By consequence, in order to provide a sound implementation of our methodology, the mitigation applied via register allocation, instruction scheduling *and* the flushing mechanism must undergo a thorough security evaluation, e.g., according to the methodology of Marshall et al. [MPW22] or de Grandmaison et al. [dHM22].

4.2.1 Architectural Register Overwrite

A typical case of leaking transition stems from the consecutive overwrite of the same architectural register. Figure 4.1 exemplifies this case. Before this code snippet, the architectural registers `r0`, `r1` and `r2` contain, respectively, the random value `rnd0`, `rnd1` and `rnd2`. The load instructions at `0x80000000` and `0x80000010` read the two shares X_0, X_1 from memory, respectively, and write them in the same register `r0`. By reusing

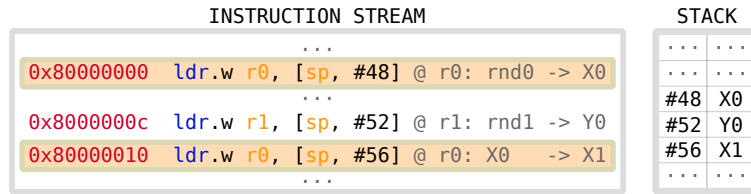


Figure 4.1: Architectural register overwrite.

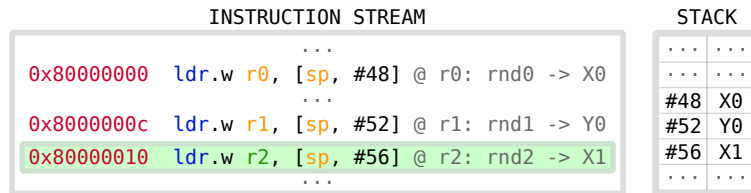


Figure 4.2: Architectural register overwrite—Register reallocation.

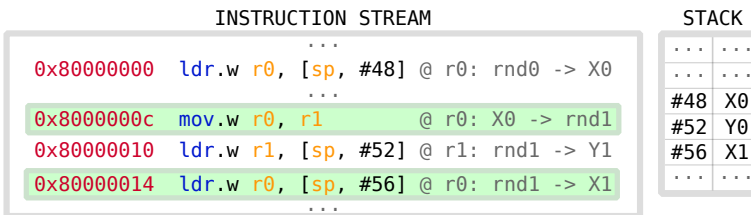


Figure 4.3: Architectural register overwrite—Register flushing.

the same register, we induce a transition-based leakage, which provides information on the masked variable X .

As depicted in Figure 4.2, a different register allocation—assigning $r2$ to the load at address $0x80000010$ —can mitigate the problem.

In the case such reallocation might not be possible, it is possible to flush the leaking register. Figure 4.3 exemplifies such case: before storing X_1 in register $r0$, we overwrite the latter with the random value $rnd1$ stored in register $r1$. In this manner, the transition-based leakage does not involve anymore the two shares, and we successfully prevent leaking information on X .

4.2.2 Micro-architectural Register Overwrite—Pipeline Registers

In pipelined micro-architectures, another typical example of leaking transition happens in the registers between the pipeline stages. Figure 4.4 reports a code snippet exhibiting this case. We assume the following content for the involved architectural registers, before the execution of the reported snippet: $r1$ and $r2$ contain, respectively, the random

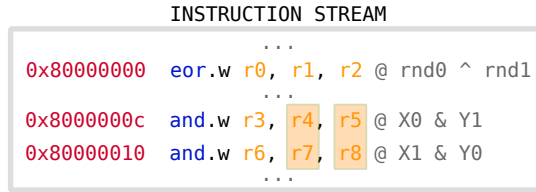


Figure 4.4: Micro-architectural registers overwrite–Pipeline registers.

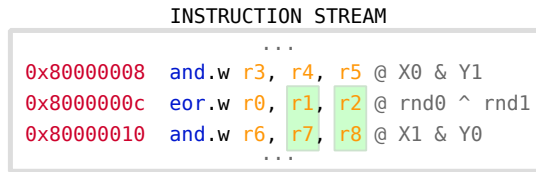


Figure 4.5: Micro-architectural registers overwrite–Pipeline registers: instruction rescheduling.

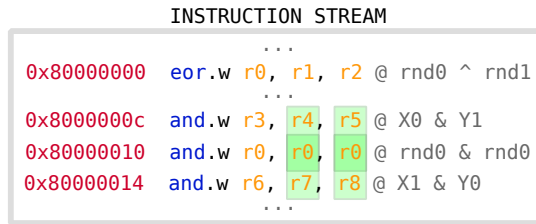


Figure 4.6: Micro-architectural registers overwrite–Pipeline registers: micro-architectural registers flushing.

values `rnd0` and `rnd1`; `r4` and `r7` contain, respectively, the two shares \mathbf{X}_0 and \mathbf{X}_1 of the variable X ; `r5` and `r8` contain, respectively, the two shares \mathbf{Y}_1 and \mathbf{Y}_0 of the variable Y . Furthermore, we assume that the architectural registers `r0`, `r3` and `r6` contain random values not related to the variables X and Y .

In simple pipelined micro-architectures, the content of input registers at the same position (for instance, `r4` and `r7`) might be stored in the same pipeline registers (e.g., the ones associated to ALU’s input operands). As such, when executed *back-to-back* (that is, one after the other), the two `and.w` instructions will generate two leaking transitions: the first one due to `r4` and `r7`, the second one due to `r5` and `r8`.

Since the back-to-back execution of the two instructions represents the root cause of the leaking transition, we can provide a different code organization to remove the leaking transition. Figure 4.5 provides an example. For the involved architectural registers, we assume the same initial content reported in the previous example. In this code snippet, the `eor.w` instruction, handling random values, is scheduled between the two `and.w`

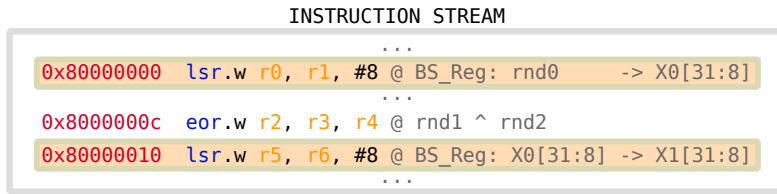


Figure 4.7: Micro-architectural registers overwrite—Separated data paths.

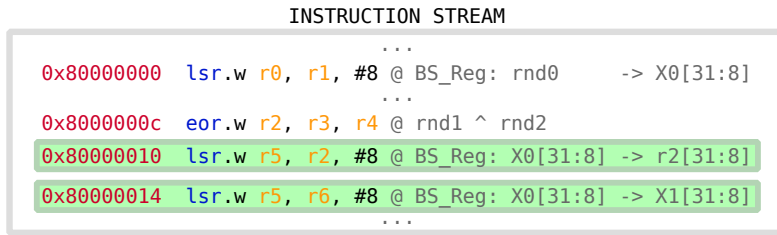


Figure 4.8: Micro-architectural registers overwrite—Separated data paths: data path flushing.

instructions. In this example, we assume that changing the position of the `eor.w` (1) does not change the semantics of the program, (2) mitigates the observed transition-based leakages and (3) it does not originate further transitions-based leakages.

In case one cannot satisfy one of these three conditions, we can get rid of the leakage by introducing a *flushing* instruction between the two leaking instructions. Figure 4.6 exemplifies this strategy. Again, we assume the same initial register content as in the example of Figure 4.4. In this snippet, between the two leaking `and.w`, we interleave a third crafted `and.w` instruction, which handles random values. In this particular example, the random values are sequentially stored in register `r0`. To be effective, there must be *at least* one random value available, and the strategy must not change the program semantics (that is, the crafted instruction must write the results in an unused register).

In the example of Figure 4.5, we have employed an `eor.w` instruction to mitigate the transition-based leakage generated by the `and.w`. As we will show in the next example, under the hood the micro-architecture might employ two different data paths for the two instructions, implying *partial* mitigation of the leakage. Thus, in general, to mitigate the transition-based leakages, we must apply the flushing mechanism employing an instruction using the same data path; conservatively, the very same instruction.

4.2.3 Micro-architectural Register Overwrite—Separated Data paths

A further example of micro-architecture-induced leaking transition stems from the overwrite of registers hosted in different data paths. Let us assume that shift instructions

employ a distinct data path with respect to all the other instructions. This data path hosts a dedicated functional unit, called *barrel-shifter*; furthermore, this unit temporarily saves its output in a dedicated register. Figure 4.7 reports an example: two logical shift right instructions, interleaved by an `eor.w` instruction. We assume the following content for the involved (micro-)architectural registers, before the execution of the snippet: `BS_Reg`, `r3` and `r4` contain, respectively, the random values `rnd0`, `rnd1` and `rnd2`; `r1` and `r6` contain, respectively, the two shares \mathbf{X}_0 and \mathbf{X}_1 of the variable X ; `r0`, `r2` and `r5` contain random values unrelated to the variable X . When executed, we observe a transition-based leakage occurring from the `BS_Reg` update, which locates on a data path separated from the one used by the `eor.w` instruction.

As for the pipeline register case, we can mitigate the problem by rescheduling the code or crafting a flushing instruction. In both cases, the flushing instruction must (1) operate on random inputs and (2) employ (at least) all the data paths of the instruction originating the leakage (Figure 4.8).

4.2.4 Rationale Behind the Mitigation Strategies

With the previous examples, we have exemplified potential occurrences of transition-based leakages and the approaches we can employ to mitigate them on a scalar, in-order, potentially pipelined micro-architecture. One might question the correctness of such strategies, where with *correctness* we intend that the strategy mitigates the targeted transition-based leakage. Whereas the mitigation carried out by the register allocation can be easily understood (i.e., use two distinct architectural registers to store two shares $\mathbf{X}_i, \mathbf{X}_j$), the case of mitigation by means of instruction scheduling and flushing requires a bit more of elaboration. Before proving the correctness of these two last strategies, we put forward some concepts for the proof.

(Micro-)Architectural State We observe that a CPU contains several resources that preserve a *state* across several clock cycles, such as architectural and micro-architectural registers. We refer to such resources as *memory elements* (or *resources*), which we denote with m . With $\llbracket m \rrbracket$, we refer to the (*memory*) *state* (or *content*) of a memory resource m .

Such memory elements can be visible from the ISA or not; respectively, we define them as *architectural* and *micro-architectural* memory resources. Hence, we can see the *architecture* of a CPU as the set of its architectural memory elements. In the same vein, we can see a CPU *micro-architecture* as the set of the CPU's micro-architectural memory resources.

Since each memory element carries a state, so does a *set* of memory elements. Thus, we informally define a CPU’s *architectural state* as the ensemble of the states of each memory element in the CPU’s architecture. Likewise, we define a CPU’s *micro-architectural state* as the set of states of each memory element in the CPU’s micro-architecture.

Instructions and (Micro-)Architectural State Modification We observe that, when processed, an instruction modifies a (non-strict) subset of the architectural and micro-architectural resources of the CPU. For instance, on the ARM Cortex-M4 CPU, the **Thumb-2** instruction `eor.w` (1) modifies the content of an architectural register to save the result and (2) modifies some micro-architectural registers devoted to temporarily store its input operands or the intermediate results obtained by the processing of these input operands. Therefore, we assign to each instruction i in an ISA a set of architectural and micro-architectural memory resources that it modifies when executed.

(Micro-)Architectural Transition-based Leakage A transition-based leakage might stem from the change of state of an architectural memory resource (*architecture-induced*), from a micro-architectural memory resource (*micro-architecture-induced*), or from both. We remark that a (micro-)architectural transition-based leakage can be traced back to the processing of a specific instruction i : this leakage originates from the modification of some memory resource which state, in turns, gets modified by an instruction i . For instance, considering the example in Figure 4.7, the micro-architecture-induced leakage stems from the change of state of the barrel-shifter’s output register; a change caused by the `lsr.w` instruction at address `0x80000010`.

Flushing: a Generic Approach to Mitigate Transition-based Leakages To mitigate the security degradation implied by transition-based leakages, one needs to forbid the involvement of shares in such phenomena. In the rest of this section, otherwise stated, when we refer to a *transition-based leakage*, we imply the involvement of shares masking the same variable.

Recalling that a transition-based leakage originates from a change of state of a memory resource, the generic strategy we employ—the *flushing*—is to cause a change in the (micro-)architectural state by means of a random or constant value. That is, considering a generic memory resource m , two shares $\mathbf{X}_i, \mathbf{X}_j$ and a random or constant value $\$,$ we cause the following *transitions* of state (\Rightarrow):

$$\llbracket m \rrbracket = \mathbf{X}_i \Rightarrow \llbracket m \rrbracket = \$ \Rightarrow \llbracket m \rrbracket = \mathbf{X}_j.$$

As such, each transition does not involve the two shares.

In practice, we apply such strategy by means of some sequence of instructions, each with random or constant input operands, which modifies the set of (micro-)architectural memory resources originating the transition-based leakage.

To show that this flushing approach is correct, we need to prove that (1) we modify all the (micro-)architectural memory resources from which the leakage stems and (2) show that the modification by a random or constant value is a sufficient condition to mitigate the transition-based leakage.

As stated at the beginning of this section, the principle behind flushing applies in general. Yet, in the following elaborations we strictly consider scalar, in-order, potentially pipelined architectures.

Concerning the first point, we observe that when the CPU starts the execution of an instruction i , it modifies the set of (micro-)architectural memory resources assigned to i . Hence, by executing some sequence of instructions modifying (at least) the same set of (micro-)architectural memory resources employed by i , we are sure to have some impact on the transition-based leakages. Note that such instruction sequence must be executed *before* i to prevent all the occurring transition-based leakages.

Concerning the second point, we can prove it by contradiction.

Theorem 4.1 (*Security Order Preservation*). *Let P be a $(t + 1)$ -order masked implementation proven secure at order t in the t -probing model. Then, P is secure at order t in the t -probing model extended to transition-based leakages, if we mitigate all the transition-based leakages by flushing the memory resources originating the information leakage.*

Proof. The proof works by contradiction: we mitigate all the transition-based leakages occurring with the execution of P by a random or constant value $\$,$ but P is $(t - k)$ order secure in the t -probing model extended with a transition-based leakage model, where $0 < k < t$.

Let us represent the i -th observation, performed by an attacker, with o_i . Each observation o_i provides information on one of the following elements:

$$\{(\$, \mathbf{X}_i), \mathbf{X}_i, \$\}$$

where \mathbf{X}_i represents a share of a variable X of interest for the attacker, and $\$$ represents a random or constant value independent on X , such that, given a *strict* subset of shares $\mathbb{S} = \{\mathbf{X}_i\}$:

$$\$ \cup \mathbb{S} \not\sim X.$$

The element $(\$, \mathbf{X}_i)$ represents the information got by a transition-based leakage involving $\$$ and \mathbf{X}_i . Since we mitigate all transition-based leakages by $\$$, the case $(\mathbf{X}_i, \mathbf{X}_j)$ cannot occur.

By assumption, an attacker can observe $\mathbb{O} = \{o_i\} \wedge |\mathbb{O}| \leq t - k$ to mount a $t - k$ order attack to recover information on X . We remark that each observation o_i provides information on (at most) one share of X ; thus, the set of observations \mathbb{O} provides information on (at most) $t - k$ shares. This is a contradiction: recalling that P is secure in the t -probing model, we have that $\mathbb{O} \not\sim X$.

Thus, when flushing the memory resources originating the transition-based leakages, P is secure also in the t -probing model extended to transition-based leakages. \square

Equivalence of Flushing and Instruction Scheduling based Mitigation We remark that the mitigation carried out by the instruction scheduler is equivalent to the flushing mechanism. This can be easily understood by observing that, to mitigate the micro-architecture-induced leakages, the scheduler has to select an instruction:

1. which employs those resources leaking information
2. the instruction's input operands do not induce other transition-based leakages

The flushing mechanism needs to satisfy the same requirements. As such, we can see the instruction selected by the scheduler as a flushing instruction *already* available in the program to protect; thus, we can apply the same reasoning to prove the correctness of the instruction scheduling based mitigation.

4.3 Compilers and Compilation

In the previous section, we illustrated how register allocation and code reorganization can mitigate transition-based leakages stemming from a CPU (micro-)architecture. In modern compilers, we can find algorithms designed specifically to handle these two tasks. With this section, we overview the general organization of such tools and the process of *compiling* the high-level specification of a program into a low-level one, amenable for the execution on a given target machine. We conclude by describing the code generation module provided by the LLVM core libraries, a set of libraries through which we provide an implementation of our automated methodology. Specifically, we describe the enhanced instruction scheduling and register allocation algorithms.

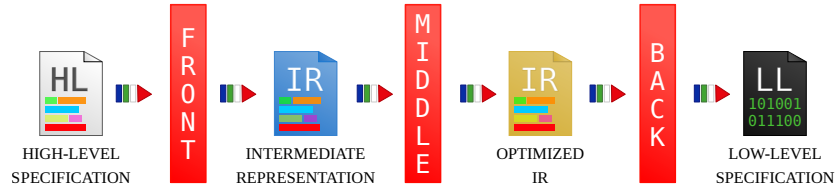


Figure 4.9: Compiler organization and compilation process.

4.3.1 Compiler Organization

In its simplest form, we define a compiler as a tool for translating a program P , written in some high-level language, into a semantically equivalent program P^* expressed in terms of a low-level language, such that it is amenable for the execution on some execution device.

Modern compilers do not take only the challenge of language translation, but also embed several steps (or *passes*) to *optimize* the translated program. These steps work on an Intermediate Representation (IR) of the original high-level specification. Usually, the IR *lifts* the high-level specification, moving language-specific constructs to abstract ones. In such representation, each program’s variables is assigned to a virtual representation of a physical registers, which we call *virtual register*. Working on the IR version of a program has a twofold advantage: first, the compiler can handle programs described in different high-level languages; second, it allows architecture-agnostic code optimizations.

Figure 4.9 provides a high-level overview of the *modular* organization of a modern compiler. The *Front(-End)* module translates the high-level specification to an IR. The *Middle(-End)* module carries out several target-independent optimizations on the IR. Finally, the *Back(-End)* module translates the IR to an IR closer the low-level language supported by the target machine, and runs target-dependent optimization on this low-level IR. Eventually, the compiler’s back-end produces the optimized low-level specification of the input program P .

The back-end module embeds several passes to optimize the IR input. Among these, we find the *code generation* passes. A code generation step first converts the input IR to an instance of the optimization problem it tries to solve. Then, it goes through the solving process, until it converges to a solution. We remark that, in most cases, these optimization problems belong to the class of NP-complete problems. As such, most of the code generation algorithms implement heuristic approaches, which provide, in general, suboptimal solutions.

Among these algorithms, we typically find *Register Allocation* and *Instruction Scheduling*. For brevity, we will refer to these two algorithms also as *allocator* and *scheduler*, respectively. Before detailing these two algorithms, we overview a particular IR form

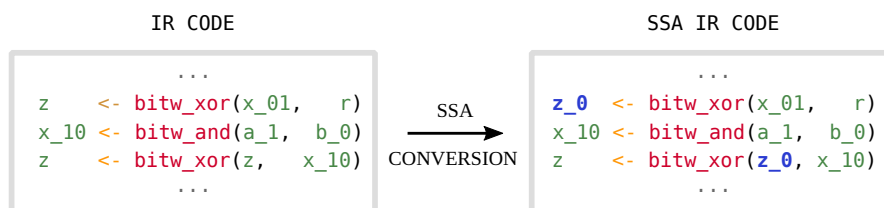


Figure 4.10: Conversion to SSA form of an example code.

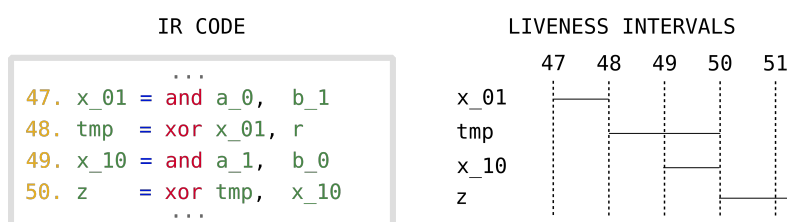


Figure 4.11: Liveness intervals of variables in an example code.

called Static Single-Assignment (SSA) form, fundamental for the efficiency of several code optimizations.

4.3.2 Static Single-Assignment Form

To simplify the application of a large class of code optimizations, modern optimizing compilers rely on an IR form known as SSA form [MP02]. Under an SSA-based IR, each variable definition is unique; in other words, redefinitions of a variable are forbidden. By consequence, each virtual register can be defined only once. Figure 4.10 reports a simple example of conversion of a piece of IR code from non-SSA to SSA form. As depicted in the left listing, the code snippet defines the variable `z` twice. In this example, when converting the code snippet to SSA form, we change the first definition of `z` to the definition of a new variable `z_0`. To preserve the semantics of the program, we replace all the uses of `z`, prior to its redefinition, with the use of `z_0`. The conversion of code to SSA involves the handling of more complex cases (e.g., loops), whose description we omit as not fundamental for the remainder of the chapter. In the rest of the chapter, we refer to the SSA form only to explain certain simplifications or passages in the text. Otherwise stated, we will always refer to IR code in SSA form.

4.3.3 Register Allocation

In its simplest form, the register allocation pass maps (also *assigns* or *allocates*) the intermediate variables employed by the program to the finite set of architectural physical

registers available on the target architecture. In general, a register allocation algorithm works on the concept of *liveness interval* of a variable.

Let us consider an enumeration of all the instruction in a generic program, such that we uniquely identify an instruction by the positive integer number associated. Each number identifies a *point* in the program.

Let us consider a variable X and two instructions $i_{\text{def}}, i_{\text{use}}$ defining and using X , respectively, and their enumeration $i_{\text{def}} \mapsto h, i_{\text{use}} \mapsto k$. Informally, the liveness interval of X represents the interval of points $l = [h, k)$ in the program such that i_{use} represents the last use of X . We recall that we consider the IR input in SSA form. Thus, between i_{def} and i_{use} can only appear instructions using X .

Figure 4.11 reports the liveness intervals on an example code. On the left side of the listing, we report a hypothetical enumeration of the example code. On the right of the figure, we report a graphical representation of the liveness intervals for each intermediate variable in the example code. For instance, we associate to the intermediate variable `tmp` the liveness interval $[48, 51)$. In the rest of the chapter, we employ a left-closed, right-opened interval notation to denote a liveness interval.

We say that two variables X and Y *interfere* if and only if their liveness intervals *overlap*; that is, the two variables need a physical register at the same time. We call this overlap a *liveness interference*. From the example in Figure 4.11, the variables `tmp` and `x_10` interfere as their liveness intervals overlap. Also, given two intervals $l = [i, j), l' = [h, k)$, l precedes l' ($<$) if and only if $j \leq h$.

With the notions of liveness interval and interference, the register allocation algorithm looks for an allocation of the physical registers which does not raise any liveness interference. Due to the difficulty of the underlying optimization problem [Cha+81], existing algorithms rely on heuristic approaches. These heuristics do not guarantee the identification of a solution free of interferences. In such worst case, they put in place a *spilling* procedure. To spill an already-allocated variable means to deallocate it from its physical register and temporally store it in memory. Such procedure makes a physical register available to another live variable. The problem with spilling is that it implies the insertion of code (1) to write to memory (*spill code*) and (2) to read from memory (*reload code*) before any instruction using the spilled variable. Spill and reload code potentially imply an overhead. Thus, register allocation algorithms usually attempt to minimize the spilling of frequently used variables.

4.3.4 Instruction Scheduling

The instruction scheduling pass modifies the order of the instructions of the IR input, such that the reorganized code minimizes (or maximizes) a given cost metric. The exe-

cution time of a piece of code represents a typical cost metric the instruction scheduler attempts to minimize. At the same time, the instruction scheduler has to respect some constraints during the reorganization; in particular, it must avoid any reorganization that modifies the semantics of the program. Usually, instruction scheduling algorithms resort on a description of the target micro-architecture, which provides information to reach a solution near the optimal one. As an example, when we want to minimize the execution time, the micro-architecture description might provide information about the execution time of each instruction, about the functional units available and the multiple-issue capability of the micro-architecture. Instruction scheduling can take place both *before* and *after* register allocation. In the former case, we talk about Pre-Register-Allocation (Pre-RA) instruction scheduling; in the latter, we talk about Post-Register-Allocation (Post-RA) instruction scheduling. The Pre-RA instruction scheduling works on the IR of the program in SSA form, in which intermediate variables do not have an associated physical register. Hence, we reduce the risk of violating the semantics of the program, since the algorithm needs only to preserve the definition order of each variable. On the other hand, the Post-RA instruction scheduling works on programs with allocated physical registers. As such, it has to preserve the definition order of each physical registers. By consequence, the Pre-RA version has more freedom to reorganize the code. Still, the Post-RA version can reduce the overhead introduced by the register allocator due to spill code.

4.3.5 Code Generation in the LLVM Core Libraries

The LLVM Core Libraries (from now on, simply LLVM) is a set of algorithms and data structures for the development of compilers according to the modular organization described in Section 4.3. In the scope of this thesis, we are interested in the code generation tools provided by LLVM; in particular, in the instruction scheduling and register allocation algorithms. Before describing the instruction scheduling and register allocation algorithms we enhance, we overview the code generation infrastructure that LLVM provides.

LLVM provides a *Target-Independent* code generation infrastructure: the algorithms operate in a target-independent fashion, but rely on an interface to query the infrastructure for target-specific information. As an example, a particular code generation algorithm might require to know whether a given instruction reads or writes to memory. Thanks to the target-independent interface, the algorithm can use a single function to retrieve the information, whatever is the target machine for which we generate the code.

LLVM encodes the target-specific information, stored in Target Description (`.td`) files, by means of a domain-specific language implemented through the `TableGen` language. For the register allocation, dedicated `.td` files encode information concerning the available

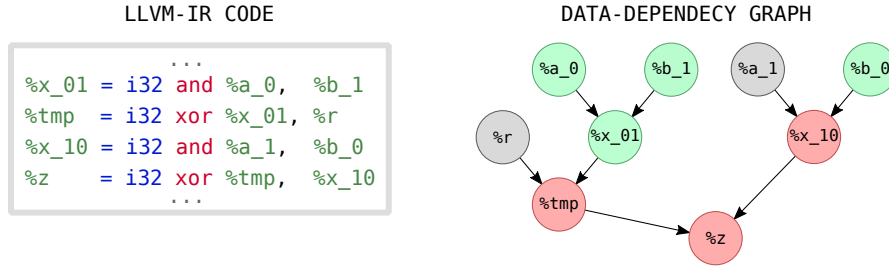


Figure 4.12: Data-dependence graph of an example LLVM-IR code.

physical registers, the physical register banks and calling conventions. For the instruction scheduling, dedicated `.td` files contain information concerning the micro-architecture: number of instructions that can be executed in parallel, misprediction penalty, hosted functional units (with execution latency and whether they are pipelined or not) and presence of forwarding paths. Furthermore, these files maps each instruction i to a subset of micro-architectural resources $\mathbb{R}_i = \mathbb{R}_i^{\text{in}} \cup \mathbb{R}_i^{\text{out}}$, where \mathbb{R}_i^{in} and $\mathbb{R}_i^{\text{out}}$ contain the resources employed by i 's inputs and output, respectively.

The `.td` files are processed and converted into C++ files, which the target-independent interface queries when asked.

Now, we describe the instruction scheduling and register allocation algorithms provided by LLVM. Specifically, we consider the algorithms that LLVM version 9.0.1 provides (commit `a10a70238ac`) and on which we implement our automated approach. This version of LLVM provides one instruction scheduling algorithm, the Machine Scheduler (MS), and four different register allocation algorithms: the *fast*, the *basic*, the *greedy* and the *PBQP* allocators. Since we primarily aim to evaluate the methodology from a security point-of-view, we decide to enhance the simple allocation strategy which the Basic Register Allocator (BasicRA) implements. We remark that LLVM supports *Pre-Register-Allocation* and a *Post-Register-Allocation* instruction scheduling phases, both relying on the same MS algorithm.

Machine Scheduler (MS)

The MS works on a Direct Acyclic Graph (DAG) representation of the input program P . This graph—the Data-Dependence Graph (DDG)—encodes the data dependencies between variables: a node represents a variable, an edge the data dependency between two variables. Since an instruction computes a variable in the DDG, a node equivalently represents an instruction and an edge the data dependency between two instructions.

This algorithm performs a *micro-architecture-accurate* scheduling of the instructions: it simulates and tracks the evolution of the micro-architectural state. With *micro-*

Algorithm 2: Machine Scheduler

Input: P , program to schedule**Data:** M_μ , micro-architectural state**Output:** P^* , scheduled program

```

1 begin
2    $Q_{\text{Ready}} \leftarrow []$ ;  $Q_{\text{Pending}} \leftarrow []$ ;  $P^* \leftarrow []$ ;
3   for  $i \leftarrow P$  do                                     // Initialize ready queue
4     if  $\text{inputsReady}(i, M_\mu)$  then
5        $Q_{\text{Ready}} \leftarrow i$ 
6     else
7        $P^* \leftarrow i$ 
8   while  $Q_{\text{Ready}} \neq []$  do
9      $c \leftarrow \text{pickBest}(Q_{\text{Ready}}, M_\mu)$ ;           // Get best candidate
10     $P^* \leftarrow c$ ;                                   // Schedule best candidate
11     $Q_{\text{Pending}} \leftarrow \text{successors}(c)$ ;
12     $Q_{\text{Tmp}} \leftarrow Q_{\text{Pending}}$ ;                   // Copy to temporary queue
13    for  $i \leftarrow Q_{\text{Tmp}}$  do                         // Release ready instructions
14      if  $\text{inputsReady}(i, M_\mu)$  then
15         $Q_{\text{Ready}} \leftarrow i$ 
16      else
17         $Q_{\text{Pending}} \leftarrow i$ 
18  return  $P^*$ ;

```

architectural state, we refer to the state of each micro-architectural feature, for instance, if the Arithmetic-Logic Unit (the feature) is busy and in how many clock cycles it will be freed (the state). To schedule an instruction, the algorithm checks the data dependencies in the DDG, and it verifies if the involved micro-architectural features computed the input operands.

The algorithm classifies a DDG node (thus, the variables) as:

Ready: the algorithm scheduled all the parent nodes and they have been computed

Pending: the algorithm either (1) scheduled at least one parent node, but not all of them, or (2) scheduled all the parent nodes, but some of them have still to be computed

Unvisited: the algorithm didn't schedule any of the parent nodes

Since we can associate a variable to the instruction computing it, we classify instructions in the same way.

Figure 4.12 reports the DDG of an LLVM-IR example code. We report ready, pending and unvisited nodes in green, red and gray, respectively.

Algorithm 2 reports the pseudocode description of the MS algorithm. Internally, the algorithm tracks *ready* and *pending* instructions by means of the Q_{Ready} and Q_{Pending} queues, respectively. The algorithm tracks the evolution of the micro-architectural state with the map M_μ . This map associates micro-architectural resources to their state. The scheduler gets the set of available resources in the micro-architecture by querying the target-independent code generation interface. At the beginning, the algorithm marks each micro-architectural resource as *free*.

The algorithm resorts on three helper procedures:

inputsReady: given an instruction i and a micro-architectural state M_μ , it checks whether all i 's input operands have been scheduled and computed or not.

pickBest: given a queue of instructions Q and a micro-architectural state M_μ , it returns the best instruction to schedule, according to some internal heuristics. These heuristics take into account the current micro-architectural state M_μ and its potential evolution. The procedure simulates the evolution of M_μ following the micro-architectural description accessible through the Target-Independent interface.

successors: given an instruction i , it returns the set of instructions depending on i 's output.

At the beginning, the algorithm scans the DDG and populates Q_{Ready} with ready instructions (Line 3–7). We remark that, since working on a queue-based representation of the program P , by dequeuing and re-enqueueing we preserve the original program's order (Line 7). Then, the algorithm starts the reorganization of the input program P (Line 8–17). The reorganization happens by selecting the best instruction c from Q_{Ready} (Line 9), which the scheduler enqueues in P^* , the scheduled program (Line 10). Once moved the successors of c to Q_{Pending} (Line 12), the scheduler checks whether any new instruction changed from *pending* to *ready* state and moves them to the ready queue Q_{Ready} (Line 13–17). Eventually, the scheduler returns the scheduled program P^* (Line 18).

Basic Register Allocation (BasicRA)

The BasicRA implements an enhanced version of the *linear scan algorithm* [MP02]. Roughly, the BasicRA prioritizes the allocation of physical registers to liveness intervals with the highest *spill* weight. The spill weight quantifies the impact on the execution time when spilling a given variable. In case a liveness interference occurs, the algorithm

Algorithm 3: Basic Register Allocator (BasicRA)

```

Input:  $Q_{\text{LIs}}$ , queue of live intervals
Data:  $M_{\text{LI},\text{W}}$ , map liveness intervals to spill weights
          $Q_{\text{PhysRegs}}$ , list of physical registers
Output:  $M_{\text{LI},\text{PhysRegs}}$ , map live intervals to physical registers

1 begin
2    $M_{\text{PhysReg},\text{LIs}} \leftarrow []$ ;  $M_{\text{LI},\text{PhysRegs}} \leftarrow []$ ;
3   for  $l \leftarrow Q_{\text{LIs}}$  do
4      $L_{\text{PhysCands}} \leftarrow []$ ;
5     for  $p \leftarrow Q_{\text{PhysRegs}}$  do // Assign PhysReg or track it for spilling
6       if  $\text{collectInterfs}(M_{\text{PhysReg},\text{LIs}}[p], l) = \emptyset$  then
7          $\text{assign}(M_{\text{PhysReg},\text{LIs}}, M_{\text{LI},\text{PhysRegs}}, p, l)$ ;
8         break;
9       else  $L_{\text{PhysCands}} \leftarrow p$ ;
10    if  $M_{\text{LI},\text{PhysRegs}}[l] \neq \perp$  then
11      continue; // Register assigned
12    for  $c \leftarrow L_{\text{PhysCands}}$  do // Spill cheaper interval
13       $Q_{\text{Evict}} \leftarrow []$ ;  $\text{canEvict} \leftarrow \text{true}$ ;
14      for  $l' \leftarrow \text{collectInterfs}(M_{\text{PhysReg},\text{LIs}}[c], l)$  do
15        if  $M_{\text{LI},\text{W}}[l'] > M_{\text{LI},\text{W}}[l]$  then
16           $\text{canEvict} \leftarrow \text{false}$ ;
17          break;
18         $Q_{\text{Evict}} \leftarrow l'$ ;
19        if  $\text{canEvict}$  then
20          for  $e \leftarrow Q_{\text{Evict}}$  do
21             $Q_{\text{LIs}} \leftarrow \text{evict}(M_{\text{PhysReg},\text{LIs}}, M_{\text{LI},\text{PhysRegs}}, c, e)$ ;
22            break;
23           $\text{assign}(M_{\text{PhysReg},\text{LIs}}, M_{\text{LI},\text{PhysRegs}}, c, l)$ ;
24    if  $M_{\text{LI},\text{PhysRegs}}[l] \neq \perp$  then
25      continue; // Register assigned
26     $Q_{\text{LIs}} \leftarrow \text{spill}(l)$ ; // Spill analyzed interval
27  return  $M_{\text{LI},\text{PhysRegs}}$ ;

```

applies a spilling procedure. For completeness, we remark that this spilling procedure not only inserts spill and reload code, but also *splits* the spilled liveness interval. Indeed, we recall that the BasicRA works on an SSA form of the IR.

To understand why, let us consider a generic liveness interval $l = [i, j)$, where $i < j$. When adding spill code, the allocator terminates the original liveness interval at a point $i < h < j$ in the program, creating a new liveness interval $l_0 = [i, h)$. When inserting reload code, the allocator defines a new variable at a point $h \leq k < j$, with a new liveness

interval associated $l_1 = [k, j)$. As such, spilling l implies splitting it in two new intervals l_0 and l_1 . We refer to this operation with the term *splitting*. Once created, the new intervals get the highest possible spill weight. In this way, the allocator will allocate them once visited. Yet, for the sake of simplicity, we just refer to spilling and reloading the original interval l .

Algorithm 3 reports the pseudocode description of the BasicRA algorithm. Internally, the algorithm employs three maps: $M_{\text{PhysReg, LIs}}$, $M_{\text{LI, PhysRegs}}$ and $M_{\text{LI, W}}$. $M_{\text{PhysReg, LIs}}$ tracks the set of liveness intervals associated to a given physical register. $M_{\text{LI, PhysRegs}}$ tracks the set of physical registers associated to a given liveness interval. $M_{\text{LI, W}}$ associates each liveness interval to its spill weight. At the beginning, the allocator implicitly computes the spill weight for each liveness interval and populates the map $M_{\text{LI, W}}$. Also, the allocator implicitly populates the queue Q_{PhysRegs} of available architectural physical registers on the target architecture by querying the target-independent code generation interface.

The algorithm resorts on four helper procedures:

assign: given a physical register p , a liveness interval l and the maps $M_{\text{PhysReg, LIs}}$ and $M_{\text{LI, PhysRegs}}$, it records the assignment of p to l in the two maps.

collectInterfs: given the set $M_{\text{PhysReg, LIs}}[p]$ of liveness intervals associated to the physical register p and a liveness interval l , it returns the set of liveness intervals assigned to p and interfering with l .

spill: given a liveness interval l , it inserts instructions to spill and reload the interval l . The allocator enqueues in Q_{LIs} the intervals obtained from splitting l .

evict: given a physical register p , a liveness interval l and the maps $M_{\text{PhysReg, LIs}}$, $M_{\text{LI, PhysRegs}}$, it removes the allocation of p to l from the two maps. Then, it spills l .

The BasicRA proceeds in three phases. At first, the BasicRA verifies whether there is a physical register p available to the currently analyzed liveness interval l (Line 5–9). If it finds such p , it **assigns** p to l (Line 7) and proceeds with the visit of a new interval (Line 10–11). The BasicRA tracks, for later use, the physical registers which do not satisfy the above condition (Line 9).

In case the first phase does not end with an allocation, the BasicRA proceeds with the second phase (Line 12–23). The BasicRA checks if all intervals l' assigned to p and interfering with l can be spilled and have less spill weight than l (Line 12–18). In the positive case, it **evicts** all the interfering intervals, **assigns** l to p and proceeds with the visit of a new interval (Line 24–25). Otherwise, it **spills** l (Line 26).

4.4 Enhancing Code-Generation Modules

In this section, we provide a description of the general approach to enhance code generation algorithms, of the IR annotation to support the enhancement and the enhanced version of the MS and BasicRA algorithms.

4.4.1 General Approach

In Section 4.2, we exemplified how simple strategies can effectively address micro-architecture-induced transition-based leakages; for instance, a different assignment of physical registers and a different organization of the instruction order. We can take advantage of the register allocation and instruction scheduling code generation algorithms to automate the application of these mitigation strategies.

As stated at the beginning of this chapter, our approach enhances existing algorithms with *leakage-awareness*. This awareness materializes as an additional constraint to the optimization problem that the code generation algorithm attempts to solve.

In essence, during the selection of an intermediate solution, the code generation algorithm also checks whether the candidate solution induces some leaking transitions; if not, the algorithm accepts the candidate solution and moves on in the process. Otherwise, it looks for another non-leaking candidate solution.

The additional constraint potentially reduces the set of available intermediate solutions; in the worst case, the solution set empties out. Such unfortunate case implies the irrevocable interruption of the whole code generation process. To solve the situation, the algorithm carries out a *flush* of the micro-architectural state. This operation acts on the state of the micro-architecture, removing the transition-based leakages that prevent the selection of an intermediate solution. Since we are presenting an ISA-based approach (Section 3.2.2), we develop the flushing procedure as an instruction sequence which acts on the micro-architectural state. To select solutions which satisfy the leakage constraint, the code generation algorithm requires a model of the (micro-)architecture encompassing leakage-related information. In the case of a register allocation algorithm, such model specifies which architectural register leaks according to a transition-based model. In the case of an instruction scheduler algorithm, the model specifies the micro-architectural features leaking according to a transition-based model.

Among the possible strategies (e.g., act on the whole micro-architectural state), we opt for a *minimal flushing* policy: the code generation algorithm flushes the smallest subset of the micro-architectural state. Such choice is driven by performance reasons: minimizing the part of the state to change, we potentially minimize the number of instructions composing the flush mechanism which, in turns, reduces the performance

overhead.

As we have already stated in Section 4.2, the correctness of the mitigation approaches strictly depends on the micro-architecture. The mechanisms we propose and implement are valid for our scope: scalar, in-order, potentially pipelined architectures.

The last ingredient our methodology needs is a piece of information that the code generation algorithms can employ to identify the occurrence of a transition-based leakage. We provide this information by annotating (or *tagging*) all the intermediate variables in the input IR with *encoding tags*, which we describe in the next section.

4.4.2 Intermediate Value Tagging

As stated at the end of the previous section, to pursue the generation of a leakage-free program (*goal*), the code generation algorithm requires detecting whether a given intermediate solution to the optimization problem (for instance, the assignment of a physical register to a liveness interval) might induce a transition-based leakage or not (*requirement #1*). Moreover, we must ensure that no *false negative* (i.e., an intermediate solution induces an information leakage, although the algorithm does not detect it) can occur (*requirement #2*).

Forbidding false positives (i.e., the algorithm detects an intermediate solution as leaking, although it does not) is not a necessary requirement for our goal: the algorithm would put in place a strategy to avoid a solution which does not induce any security degradation. In the worst case, it simply increases the cost (e.g., the execution time) of the protected implementation.

To satisfy the first and second requirement, the code generation algorithm must:

1. uniquely identify each share in the masked program
2. uniquely identify each random variable
3. know the set of shares an intermediate variable depends on
4. know the set of random variables an intermediate variable depends on
5. put in relation intermediate variables whose recombination leaks information

In the following paragraphs, we describe the solution we employ to address these five points.

We remind that we target the protection of software implementations masked via first-order boolean masking. Without loss of generality, we assume to deal only with unary and binary functions.

Tracking shares and share dependencies In order to satisfy the first four points, we enrich the IR input with a piece of information called Encoding Tag (ETag):

Definition 4.1 (Encoding Tag). A pair $\langle e, s \rangle \in \mathbb{N} \times (\mathbb{N} \cup \{\perp\})$, where e uniquely identifies the encoding, and s uniquely identifies the share within the given encoding.

Now, we can describe how we track share dependencies. We associate (*tag*) to each instruction (thus, to each computed intermediate variable V in the program) two sets \mathbb{E}_V and \mathbb{F}_V of ETags. The first set tracks all the input shares and random variables on which a variable depends on. The second set only tracks the input shares and random variables with uniform statistical distribution. Implicitly, a non-empty \mathbb{F}_V indicates that V has a statistical distribution independent on any secret. As we will see later, we require such redundancy in order to avoid false negative cases.

Rule #1 (Input Share Tagging): for each share \mathbf{X}_i :

$$\mathbf{X}_i \mapsto \mathbb{E}_{\mathbf{X}_i} = \mathbb{F}_{\mathbf{X}_i} = \{\langle e_X, i \rangle\}$$

where e_X identifies the encoding of the variable X , and i the share within the encoding.

Rule #2 (Random Variable Tagging): for each random variable R :

$$R \mapsto \mathbb{E}_R = \mathbb{F}_R = \{\langle e_R, \perp \rangle\}$$

where e_R represents a brand-new encoding identifier

Rule #3 (Tags Propagation): for each intermediate variable $V = f(X, Y)$:

$$V \mapsto \mathbb{E}_V = \mathbb{E}_X \cup \mathbb{E}_Y, \mathbb{F}_V = \begin{cases} (\mathbb{F}_X \cup \mathbb{F}_Y) \setminus (\mathbb{F}_X \cap \mathbb{F}_Y) & , f \text{ is the } \mathbf{xor} \text{ function,} \\ \emptyset & , \text{ otherwise.} \end{cases}$$

The idea of this rule is to propagate all the dependencies according to the DDG (union of the \mathbb{E} sets), while tracking the random variables that *mask* any statistical dependency on any of the masked variables. In case f is the **xor** function, we remove only the common random variables. Otherwise, we empty the set \mathbb{F}_V . This choice guarantees to prevent any false negative: indeed, in case V comes from a function f different from the **xor**, we assume its statistical distribution is not secret-independent. Admittedly, it is a conservative choice, as the statistical distribution of V might still be independent on any masked variable. As such, we potentially increase the number of false positive leakages that the code generation algorithms mitigate. Since our main concern is to avoid false negative, we leave as a future work the formalization of a less conservative propagation rule.

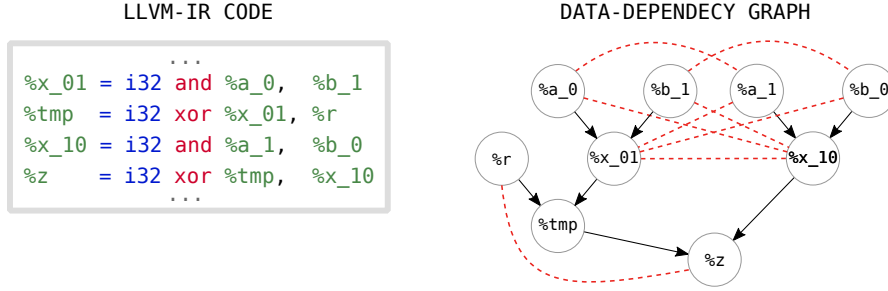


Figure 4.13: Example of leakage relation.

Identifying leaking recombinations To address the fifth and last point, upon the concept of ETag we define a *leakage relation* between intermediate variables. The code generation algorithms employ this relation to determine whether an intermediate solution induces an information-leaking recombination.

Definition 4.2 (Leakage Relation). Let us consider the set \mathbb{V} of intermediate values appearing in a program P . We define the relation R_{leak} such that:

$$R_{leak} \triangleq \{(X, Y) \in \mathbb{V} \times \mathbb{V} \mid (((\mathbb{F}_X \setminus (\mathbb{F}_X \cap \mathbb{E}_Y)) \cup (\mathbb{F}_Y \setminus (\mathbb{F}_Y \cap \mathbb{E}_X))) = \emptyset) \\ \wedge \\ \exists \langle e_A, s_A \rangle \in \mathbb{E}_X, \langle e_B, s_B \rangle \in \mathbb{E}_Y : e_A = e_B \wedge s_A \neq s_B\}.$$

In other words, two intermediate variables X and Y leak if there is no random variable on which only X or only Y depends *and* X and Y depend on two shares of the same encoding.

Tagging: a SecMult-based example To illustrate the employment of this information and the tagging process, let us consider the example depicted in Figure 4.13. In this example, we report the DDG of a (partial) LLVM-IR implementation of the SecMult gadget (Algorithm 1, Section 2.3). When operating on this code snippet, the code generation algorithm has to avoid the recombination of the following intermediate variables:

$$(\%a_0, \%a_1), (\%a_0, \%x_10), (\%a_1, \%x_01) \\ (\%b_0, \%b_1), (\%b_0, \%x_01), (\%b_1, \%x_10), \\ (\%x_01, \%x_10), (\%r, \%z)$$

Hence, we can put in *relation* the variables that leak when recombined. The DDG in Figure 4.13 reports this *leakage* relation by additional dash red lines.

Given $i, j, k \in \mathbb{N} : i \neq j \neq k$, we can tag as follows $\%a_0, \%a_1, \%b_0, \%b_1$ (rule #1) and $\%r$ (rule #2):

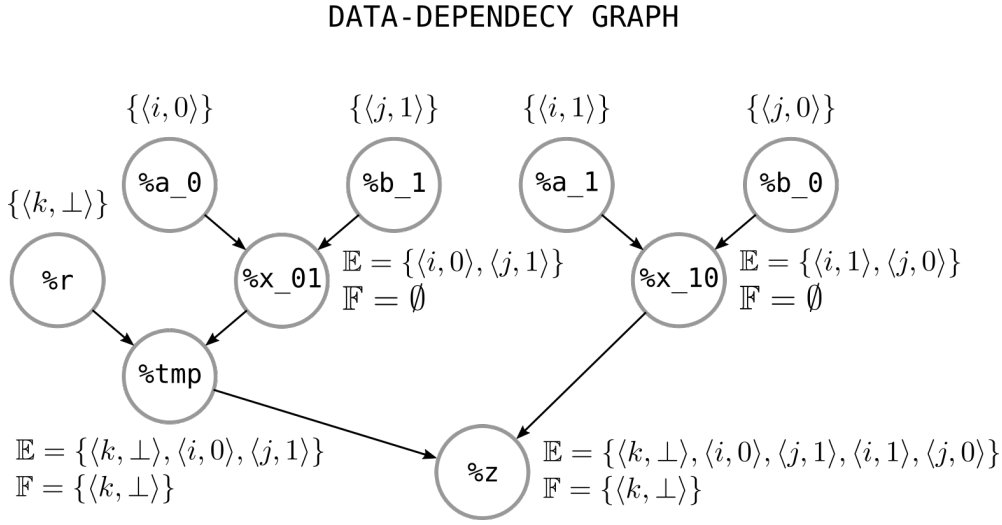


Figure 4.14: Example of ETags assignment for the SecAnd gadget.

$$\begin{aligned}
 \%a_0 &\mapsto \mathbb{E}_{\%a_0} = \mathbb{F}_{\%a_0} = \{\langle i, 0 \rangle\}, \quad \%a_1 \mapsto \mathbb{E}_{\%a_1} = \mathbb{F}_{\%a_1} = \{\langle i, 1 \rangle\}, \\
 \%b_0 &\mapsto \mathbb{E}_{\%b_0} = \mathbb{F}_{\%b_0} = \{\langle j, 0 \rangle\}, \quad \%b_1 \mapsto \mathbb{E}_{\%b_1} = \mathbb{F}_{\%b_1} = \{\langle j, 1 \rangle\}, \\
 \%r &\mapsto \mathbb{E}_{\%r} = \mathbb{F}_{\%r} = \{\langle k, \perp \rangle\}.
 \end{aligned}$$

For the variables %x₀₁, %x₁₀, %tmp and %z, we employ rule #3 as follows:

$$\begin{aligned}
 \%x_{01} &\mapsto \mathbb{E}_{\%x_{01}} = \{\langle i, 0 \rangle, \langle j, 1 \rangle\}, \mathbb{F}_{\%x_{01}} = \emptyset \\
 \%x_{10} &\mapsto \mathbb{E}_{\%x_{10}} = \{\langle i, 1 \rangle, \langle j, 0 \rangle\}, \mathbb{F}_{\%x_{10}} = \emptyset, \\
 \%tmp &\mapsto \mathbb{E}_{\%tmp} = \{\langle k, \perp \rangle, \langle i, 0 \rangle, \langle j, 1 \rangle\}, \mathbb{F}_{\%tmp} = \{\langle k, \perp \rangle\}, \\
 \%z &\mapsto \mathbb{E}_{\%z} = \{\langle k, \perp \rangle, \langle i, 0 \rangle, \langle j, 1 \rangle, \langle i, 1 \rangle, \langle j, 0 \rangle\}, \mathbb{F}_{\%z} = \{\langle k, \perp \rangle\}.
 \end{aligned}$$

Figure 4.14 reports the DDG augmented with a hypothetical correct ETag set assignment for each intermediate variable (hence, for each instruction in the IR input).

For the rest of the chapter, we assume that code generation algorithms always consume an IR input annotated with a tagging preventing false negative detections of transition-based leaks.

4.4.3 Leakage-aware Machine Scheduler (MS)

In this section, we describe the leakage-aware enhancement of the original MS scheduler (Section 4.3.5). Algorithm 4 reports the pseudocode of the leakage-aware MS. With

Algorithm 4: Leakage-Aware Machine Scheduler (MS)

```

Input:  $P$ , program to schedule
Data:  $M_\mu$ , micro-architectural state
Output:  $P^*$ , scheduled program

1 begin
2    $Q_{\text{Ready}} \leftarrow []$ ;  $Q_{\text{Pending}} \leftarrow []$ ;  $P^* \leftarrow []$ ;
3   for  $i \leftarrow P$  do                                     // Initialize ready queue
4     if  $\text{inputsReady}(i, M_\mu)$  then
5        $Q_{\text{Ready}} \leftarrow i$ 
6     else
7        $P \leftarrow i$ 
8   while  $Q_{\text{Ready}} \neq []$  do
9     // Get best non-leaking candidate
10     $c \leftarrow \text{pickNonLeakingBest}(Q_{\text{Ready}}, M_\mu)$ ;
11    if  $c = \perp$  then                                     // Flush micro-architectural state
12       $i \leftarrow \text{pickBest}(Q_{\text{Ready}}, M_\mu)$ ;
13       $P^* \leftarrow \text{flushUarchState}(i, M_\mu)$ ;
14       $Q_{\text{Ready}} \leftarrow i$ ;
15       $c \leftarrow \text{pickNonLeakingBest}(Q_{\text{Ready}}, M_\mu)$ ;
16     $P^* \leftarrow c$ ;                                     // Schedule best non-leaking candidate
17     $Q_{\text{Pending}} \leftarrow \text{successors}(c)$ ;
18     $Q_{\text{Tmp}} \leftarrow Q_{\text{Pending}}$ ;                       // Copy to temporary queue
19    for  $i \leftarrow Q_{\text{Tmp}}$  do                             // Release ready instructions
20      if  $\text{inputsReady}(i, M_\mu)$  then
21         $Q_{\text{Ready}} \leftarrow i$ 
22      else
23         $Q_{\text{Pending}} \leftarrow i$ 
24  return  $P^*$ ;

```

respect to the original algorithm, we extend with leakage-related information the map M_μ tracking the evolution of the micro-architectural state. Specifically, for each micro-architectural resource r leaking according to a transition-based model, we also associate the last intermediate variable V that employed this resource.

As in the original algorithm, the scheduler collects this information by querying the target-independent code generation interface. At the beginning, the scheduler marks each micro-architectural resource as available and with no intermediate variable associated. Furthermore, we enhance the scheduler to take into account the precise data path each instruction's input operand employs, an important aspect to correctly address the micro-architecture-induced leakages.

Algorithm 5: flushUarchState—Leakage-aware MS

Input: i , instruction originating the leakage
 M_μ , micro-architectural state
Output: f , instruction flushing the micro-architectural state

```

1 begin
2    $f \leftarrow \text{cloneInstr}(i)$ ;
3    $\text{replaceInputsWith}(f, \text{constOp})$ ;
4    $\text{updateUarchState}(f, M_\mu)$ ;
5   return  $f$ ;

```

We extend the set of available procedures with two new ones:

pickNonLeakingBest: given a queue Q and a micro-architectural state M_μ , it acts as the original **pickBest** (Section 4.3.5), but it also performs a *leakage detection* check: when choosing a potential candidate instruction i , the procedure queries for the set $\mathbb{R}_i = \mathbb{R}_i^{\text{in}} \cup \mathbb{R}_i^{\text{out}}$ of input and output resources employed by i . Then, denoted with V the output variable and with \mathbb{I}_i the set of input variables of i , the procedure verifies the following conditions:

$$\begin{aligned} \forall r \in \mathbb{R}_i^{\text{in}}, \forall W \in \mathbb{I}_i : (M_\mu[r], W) \notin R_{\text{leak}} \\ \forall r \in \mathbb{R}_i^{\text{out}} : (M_\mu[r], V) \notin R_{\text{leak}}. \end{aligned}$$

flushUarchState: given an instruction i causing the leakage and a micro-architectural state M_μ , this procedure mitigates the leakage by flushing the micro-architectural resources employed by i . Specifically, the procedure enqueues in P an instruction f created for the leakage mitigation.

The enhanced version of the MS scheduler extends the original one by first looking for non-leaking candidate instructions with **pickNonLeakingBest** (Line 9). In the case it fails, it flushes the micro-architectural state with **flushUarchState** (Line 11–12) before looking again for the best non-leaking candidate (Line 14). As we will explain later, the **flushUarchState** procedure guarantees to solve the detected information leakage, allowing the scheduler to find a non-leaking instruction to schedule. Then, it proceeds as in the original scheduler.

We highlight that right after flushing the state, we put back in Q_{Read} the instruction i we have used to determine which micro-architectural resources to flush (Line 13). We have opted for this choice for performance reasons: as we flush the micro-architectural state, some pending instructions might become ready for execution; scheduling one of them, rather than the instruction i , might be more profitable. Thus, we enqueue i back and leave the scheduler choose the best instruction.

Concerning `flushUarchState`, we report its pseudocode in Algorithm 5. It resorts on three helper functions:

clone: given an instruction i , it returns a copy of the instruction, encompassing inputs and output operands too.

replaceInputsWith: given an instruction i and an operand o , it replaces i 's input operands with the operand o .

updateUarchState: given an instruction f and a micro-architectural state M_μ , it queries the target-independent code generator interface for the set $\mathbb{R}_f = \mathbb{R}_f^{\text{in}} \cup \mathbb{R}_f^{\text{out}}$ of input and output resources employed by f . Denoting with V the output variable and with \mathbb{I}_f the set of input variables of f , it updates the micro-architectural state as follows:

$$\begin{aligned} \forall r \in \mathbb{R}_f^{\text{in}}, \forall W \in \mathbb{I}_f : M_\mu[r] = W \\ \forall r \in \mathbb{R}_f^{\text{out}} : M_\mu[r] = V. \end{aligned}$$

Eventually, it also updates the execution state of the resources $r \in \mathbb{R}_f$ (for instance, r is busy for a given number of clock cycles).

When executed, the procedure `clones` the leaking instruction i , generating the instruction f (Line 2). Then, resorting to `replaceInputsWith`, it replaces the inputs of f with a constant operand `constOp`, assumed available to the program P (Line 3). Eventually, it calls `updateUarchState` (Line 4) and returns the flushing instruction f . The procedure `flushUarchState` always guarantees to find a candidate instruction to schedule. Indeed, the instruction f , being a copy of the leaking i , will use the same data paths and micro-architectural registers of i , overwriting them with a constant value. Thus, the scheduler can, at least, schedule i as next instruction.

4.4.4 Leakage-aware Register Allocator

In this section, we describe the leakage-aware enhancement of the original BasicRA algorithm (Section 4.3.5). We recall that, since the BasicRA works on an IR in SSA form, there is a one-to-one correspondence between a variable's liveness interval and the instruction defining that variable. Thus, a liveness interval inherits the ETag sets associated to the defining instruction. By checking the leakage relation R_{leak} (Section 4.4.2) on the liveness intervals, the allocator verifies whether a physical register assignment leaks.

According to the approach we have described in Section 4.4.1, the allocator assigns physical registers to liveness intervals per the original algorithm specification, but it also checks whether the assignment does not imply a transition-based leakage.

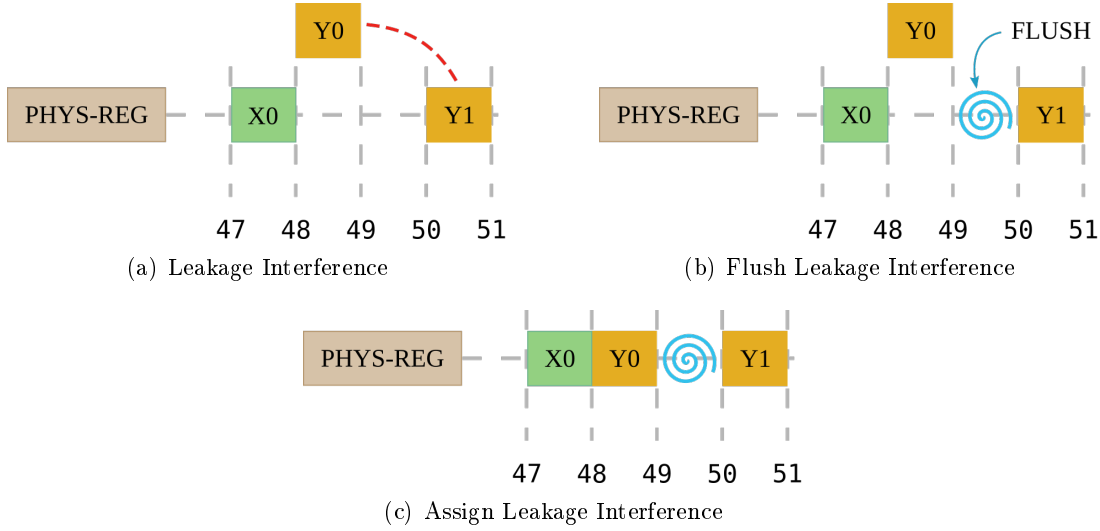


Figure 4.15: Occurrences of leakage interferences between live intervals.

To this end, we add a new type of interferences: the *leakage* interference. Given two liveness intervals l, l' and their associated variable V, W , a leakage interference puts in relation l and l' if and only if $l < l' \wedge (V, W) \in R_{leak}$. We stress the importance of the $l < l'$ condition, which allows the two intervals to be consecutively assigned to the same physical register (Section 4.3.3). As such, their consecutive assignment induces a transition-based leakage. Figure 4.15(a) depicts an example of leakage interference: the allocator attempts to assign the physical register to the liveness interval associated to the share \mathbf{Y}_0 . Although no liveness interference occurs, the allocator can't perform the assignment, as there is a leakage interference with the \mathbf{Y}_1 's interval (dash red line).

We remark that the two types of interference, liveness and leakage, can occur together. Figure 4.16(a) reports an example of this case: the allocator tries to allocate \mathbf{Y}_0 's interval to the physical register, but both a liveness interference (with \mathbf{X}_0 's interval) and a leakage interference (with \mathbf{Y}_1 's interval) occur. To provide a leakage-free allocation, it is important that the allocator also checks for leakage interferences when a liveness interference occurs. Otherwise, considering our example, it might evict \mathbf{X}_0 and replace it with \mathbf{Y}_0 , which would induce a transition-based leakage.

When the allocator detects a leakage interference (alone or in conjunction with a liveness interference), it can either *postpone* or *solve* the leakage. With *postponing*, the allocator delays the allocation of l , *optimistically* hoping that the allocation of another interval solves the detected leakage interference. With *solving*, the allocator applies a flush procedure to remove the detected interference leakage, the `flushArchState` procedure

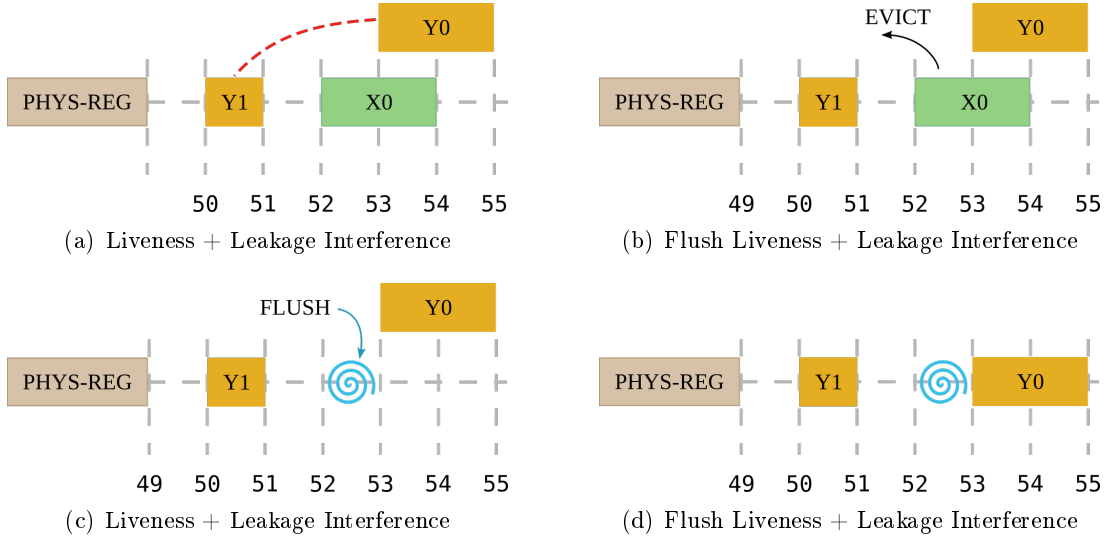


Figure 4.16: Occurrences of leakage interferences between live intervals.

Table 4.2: Decisions the Register Allocator takes (top-most row) according to occurring interference (left-most column).

	Evict	Spill	Postpone	Flush	Evict + Flush
Liveness	✓	✓	-	-	-
Leakage	-	-	✓	✓	-
Liveness + Leakage	-	✓	✓	-	✓

(Algorithm 9).

This procedure creates a *flush* instruction (by means of the helper function `createInstr`) to overwrite the content of the target physical register p with a constant value `constValue`. We place this instruction before the interval l which would generate the leakage. Figure 4.15(b) and Figure 4.15(c) show the application of the `flushArchState`: the flush instruction, represented by a spiral, is placed before \mathbf{Y}_1 's interval; now, the allocator can assign \mathbf{Y}_0 's interval to the target register p . From such example, it is easy to see that this procedure allows the allocation of an interval for which we have detected a transition-based leakage.

In the case a liveness interference occurs together with a leakage interference, the allocator performs first an `evict`, then it flushes the architectural state. Figure 4.16 reports an example: the allocator `evict` \mathbf{X}_0 's interval, assuming \mathbf{X}_0 's interval is cheaper (Figure 4.16(b)); then, it flushes the target physical register (Figure 4.16(c)); eventually, the allocator assigns \mathbf{Y}_0 's interval to the physical register (Figure 4.16(d)). In case the

eviction is not possible (\mathbf{X}_0 's interval is more expensive), the allocator spills \mathbf{Y}_0 's interval. By spilling \mathbf{Y}_0 's interval, we implicitly remove the leakage interference, as this interval won't be assigned to the given physical register. Thus, the allocator does not flush the architectural state.

Table 4.2 summarizes the decisions for the leakage-aware register allocation, according to the different interferences.

Before continuing with the description of the enhanced BasicRA algorithm and its helper procedures, we remark an important fact: liveness, leakage and liveness + leakage interferences can occur *at the same time* on a physical register. Figure 4.17(a) reports an example of this simultaneous occurrence. We observe a leakage interference in the interval $[48, 51)$, a leakage + liveness interference in the interval $[50, 55)$ and a liveness interference in the interval $[58, 60)$. To take care of all them, the allocator proceeds as follows, assuming \mathbf{X}_0 's intervals are cheaper than \mathbf{Y}_0 's intervals: the allocator removes all the liveness interferences by eviction (Figure 4.17(b)); then, it removes all the leakage interferences by flushing the physical register (Figure 4.17(c)); finally, it assigns \mathbf{Y}_0 's intervals to the physical register (Figure 4.17(d)). In case at least one among \mathbf{X}_0 's intervals has a higher spill weight than one \mathbf{Y}_0 's interval, the allocator cannot evict and opts for spilling \mathbf{Y}_0 's intervals.

Now, we proceed with the description of the enhanced BasicRA algorithm. The enhanced register allocation composes of a *driver* component (Algorithm 6) and of the `assignPostponeOrFlush` helper procedure (Algorithm 10).

The driver component proceeds in two phases. In the first phase (Line 3–12), the allocator operates as the original algorithm, but postponing the allocation to a liveness interval in case a leakage interference or a liveness + leakage interference occurs. In this phase, if a physical register gets assigned to an interval, the driver prioritises the allocation of postponed intervals (Line 4–7)

In the second phase (Line 13–14), the allocator operates as the original algorithm, but it solves the (liveness +)leakage interferences by (evicting +)flushing the architectural state.

The helper procedure `assignPostponeOrFlush` extends the original allocation strategy (Algorithm 3, Section 4.3.5). Before detailing it, we describe the five new helper functions on which it relies:

`collectLiveInterfs`: given the set $M_{\text{PhysReg, LIs}}[p]$ of liveness intervals associated to the physical register p and a liveness interval l , it returns the set of liveness intervals assigned to p and interfering with l (liveness interference case).

`collectLeakInterfs`: given the set $M_{\text{PhysReg, LIs}}[p]$ of liveness intervals associated to the physical register p and a liveness interval l , it returns the set of liveness intervals

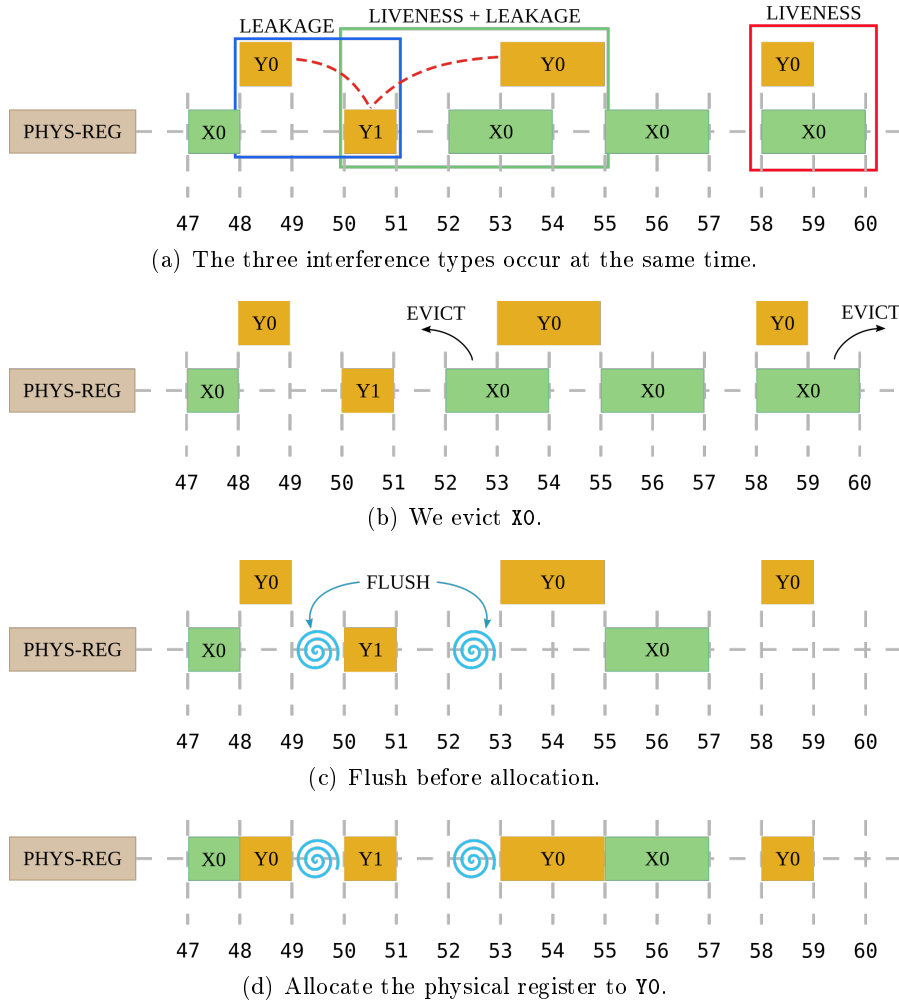


Figure 4.17: Handling of liveness interval assignment when the three types of interferences occur at the same time. We assume Y0 has a higher spill weight than X0.

assigned to p and interfering with l (leakage interference case).

collectLiveLeakInterfs: given the set $M_{\text{PhysReg, LIs}}[p]$ of liveness intervals associated to the physical register p and a liveness interval l , it returns the set of liveness intervals assigned to p and interfering with l (liveness + leakage interference case).

handleLiveInterfs: this procedure takes in input a physical register p , a liveness interval l and attempts to evict the liveness intervals l' (assigned to p) for which it detects a liveness interference with l . It returns **true** if it has evicted the interfering intervals, **false** otherwise. This is the very same eviction procedure reported in

Algorithm 6: Leakage-Aware Basic Register Allocator (Driver)

```

Input:  $Q_{LIs}$ , queue of liveness intervals
Data:  $M_{PhysReg, LIs}$ , map physical registers to liveness intervals
           $M_{LI, PhysRegs}$ , map liveness intervals to physical registers
           $M_{LI, W}$ , map liveness intervals to spill weights
           $Q_{PhysRegs}$ , list of physical registers
Output:  $M_{LI, PhysRegs}$ , map liveness intervals to physical registers

1 begin
2    $M_{PhysRegs, LIs} \leftarrow []$ ;  $M_{LI, PhysRegs} \leftarrow []$ ;  $Q_{Post} \leftarrow []$ ;
3   while  $Q_{LIs} \neq []$  do
4     for  $l \leftarrow Q_{Post}$  and  $M_{LI, PhysRegs}[l] = \perp$  do           // Handle postponed first
5       assignPostponeOrFlush( $l$ , /*canPostpone=*/true);
6       if  $M_{LI, PhysRegs}[l] = \perp$  then
7          $Q_{Post} \leftarrow l$ ;
8      $l \leftarrow Q_{LIs}$ ;                                           // Allocate new interval
9     assignPostponeOrFlush( $l$ , /*canPostpone=*/true);
10    if  $M_{LI, PhysRegs}[l] = \perp$  then
11       $Q_{Post} \leftarrow l$ ;
12     $Q_{LIs} \leftarrow Q_{Post}$ ;                                       // Copy  $Q_{Post}$ 's content
13    while  $l \leftarrow Q_{LIs}$  do                                     // Handle lasts postponed
14      assignPostponeOrFlush( $l$ , /*canPostpone=*/false);
15  return  $M_{LI, PhysRegs}$ ;

```

Algorithm 3 (Line 12–Line 23, Section 4.3.5), for which we have already provided a description.

handleLeakInterfs: this procedure takes in input a physical register p and a liveness interval l and flushes p . It first collects all the liveness intervals l' assigned to p and in leakage interference with l . Then, it determines whether the flushing mechanism should flush p before or after the interval l .

Now, we detail the **assignPostponeOrFlush** procedure (Algorithm 10). For reference, we find the original register allocation logic in the snippets between Line 4–Line 6 (collect liveness interferences), Line 11–Line 12 (assign free physical register), Line 14–Line 19 (evict cheaper liveness intervals) and Line 35 (spill analyzed liveness interval).

The procedure considers the presence of leakage interferences and the possibility to postpone liveness intervals. The new allocation strategy develops as follows:

1. Interferences collection (Line 4–Line 12): for each available physical register p in $Q_{PhysRegs}$, the allocator collects the liveness intervals assigned to p and interfering

Algorithm 7: handleLiveInterfs—Leakage-aware BasicRA.

Input: p , candidate physical register
 l , liveness interval to assign
Data: $M_{\text{PhysReg, LIs}}$, map physical registers to liveness intervals
 $M_{\text{LI, PhysRegs}}$, map liveness intervals to physical registers
 $M_{\text{LI, W}}$, map liveness intervals to spill weights
 Q_{LIs} , queue of liveness intervals
Output: **true**, if p available for assignment; **false** otherwise

```

1 begin
2    $Q_{\text{Evict}} \leftarrow []$ ;  $\text{canEvict} \leftarrow \text{true}$ ;
3   for  $l' \leftarrow \text{collectLiveInterfs}(M_{\text{PhysReg, LIs}}[p], l)$  do
4     if  $M_{\text{LI, W}}[l'] > M_{\text{LI, W}}[l]$  then
5        $\text{canEvict} \leftarrow \text{false}$ ;
6       break;
7      $Q_{\text{Evict}} \leftarrow l'$ ;
8   if  $\text{canEvict}$  then
9     for  $e \leftarrow Q_{\text{Evict}}$  do // Free candidate physical register  $p$ 
10       $Q_{\text{LIs}} \leftarrow \text{evict}(M_{\text{PhysReg, LIs}}, M_{\text{LI, PhysRegs}}, p, e)$ ;
11  return;
```

Algorithm 8: handleLeakInterfs—Leakage-aware BasicRA.

Input: p , candidate physical register
 l , liveness interval to assign
Data: $M_{\text{PhysReg, LIs}}$, map physical registers to liveness intervals
 $M_{\text{LI, PhysRegs}}$, map liveness intervals to physical registers
Output: **true**, if p available for assignment; **false** otherwise

```

1 begin
2   for  $l' \leftarrow \text{collectLeakInterfs}(M_{\text{PhysReg, LIs}}[p], l)$  do
3     // Make available candidate physical register  $p$ 
4     if  $l < l'$  then
5        $\text{flushArchState}(p, l')$ ;
6     else
7        $\text{flushArchState}(p, l)$ ;
8   return ; // Register assigned
```

with the currently analyzed interval l . When a given interference is detected, the allocator stores the register p in a specific queue to track the occurring interference.

2. Assign free physical register (Line 11–Line 12): in case the allocator does not detect any interference, it assigns the analyzed interval l to the physical register p .

Algorithm 9: flushArchState—Leakage-aware BasicRA

Input: p , a physical register
 $l = [i, j)$, a live interval
Data: P , the program under analysis
Output: None

```

1 begin
2    $f \leftarrow \text{createInstr}(\text{move}, p, \text{constValue});$ 
3    $\text{addAt}(P, i, f);$ 
4   return;

```

3. Evict cheaper intervals (Line 14–Line 19): the allocator scans the physical registers on which we *only* have liveness interferences ($Q_{\text{PhysLives}}$), and attempts to evict all the already-assigned intervals from one of them. If it succeeds, it assigns the analyzed interval l to the freed physical register; otherwise, the allocator discards the register, since it cannot be freed.
4. Postpone (Line 20–Line 21): in case the allocator calls this procedure during the driver’s first phase, it postpones the assignment of a physical register if, on all the available physical register, it detects a leakage interference (either alone or in conjunction with a liveness interference).
5. Flush and assign (Line 23–Line 28): if the allocator has detected *only* leakage interferences on a physical register (excluding also the ones in conjunction with liveness interferences) it flushes the physical register and assigns it to the analyzed interval.
6. Evict, flush and assign (Line 29–Line 34): the allocator has detected multiple interferences at the same time on all the available physical registers. We remark that, at this point, the queue $Q_{\text{PhysLeaks}}$ is empty. Thus, we omit it from this snippet. It first attempts the eviction of all the intervals for which there is a liveness interference. If the eviction succeeds, the allocator flushes the leakage interferences and assigns the freed physical register to the analyzed interval.
7. Spill (Line 35): if the allocator could not find a free physical register (or it could not free one), it spills the analyzed interval l and do not allocate any physical register.

Algorithm 10: assignPostponeOrFlush—Leakage-aware BasicRA.

Input: l , liveness interval to assign
canPostpone, boolean variable

Data: $M_{\text{PhysReg, LIs}}$, map physical registers to liveness intervals
 $M_{\text{LI, PhysRegs}}$, map liveness intervals to physical registers
 $M_{\text{LI, W}}$, map liveness intervals to spill weights
 Q_{PhysRegs} , list of physical registers
 Q_{LIs} , queue of liveness intervals

Output: None

```

1 begin
  // Queues of liveness intervals
2   $Q_{\text{Lives}} \leftarrow []$ ;  $Q_{\text{Leaks}} \leftarrow []$ ;  $Q_{\text{LiveLeaks}} \leftarrow []$ ;
  // Queues of physical registers
3   $Q_{\text{PhysLives}} \leftarrow []$ ;  $Q_{\text{PhysLeaks}} \leftarrow []$ ;  $Q_{\text{PhysLivesLeaks}} \leftarrow []$ ;
4  for  $p \leftarrow Q_{\text{PhysRegs}}$  do // Collect PhysRegs with Interfs
5    if collectLiveInterfs( $M_{\text{PhysReg, LIs}}[p], l$ )  $\neq \emptyset$  then
6       $Q_{\text{PhysLives}} \leftarrow p$ 
7    if collectLeakInterfs( $M_{\text{PhysReg, LIs}}[p], l$ )  $\neq \emptyset$  then
8       $Q_{\text{PhysLeaks}} \leftarrow p$ 
9    if collectLivesLeakInterfs( $M_{\text{PhysReg, LIs}}[p], l$ )  $\neq \emptyset$  then
10      $Q_{\text{PhysLivesLeaks}} \leftarrow p$ 
    // If no interfs, assign
11    if  $p \notin (Q_{\text{PhysLives}} \cup Q_{\text{PhysLeaks}} \cup Q_{\text{PhysLivesLeaks}})$  then
12     assign( $M_{\text{PhysReg, LIs}}, M_{\text{LI, PhysRegs}}, p, l$ ); return; // Register assigned

  // Only liveness interfs: evict cheaper intervals
13   $Q_{\text{TmpPhysLives}} \leftarrow Q_{\text{PhysLives}}$ ; // Copy to temporary queue
14  for  $p \leftarrow Q_{\text{TmpPhysLives}}$  do
15    if  $p \in (Q_{\text{PhysLeaks}} \cup Q_{\text{PhysLivesLeaks}})$  then
16      $Q_{\text{PhysLives}} \leftarrow p$ ; continue;
17    isAvailable  $\leftarrow$  handleLiveInterfs( $p, l$ );
18    if isAvailable then
19     assign( $M_{\text{PhysReg, LIs}}, M_{\text{LI, PhysRegs}}, p, l$ ); return; // Register assigned
20  if ( $Q_{\text{LeakIntfs}} \cup Q_{\text{LiveLeakIntfs}})$   $\neq \emptyset \wedge$  canPostpone then
21   return; // Postpone analyzed interval

  // Only leakage interfs: flush and assign
22   $Q_{\text{TmpPhysLeak}} \leftarrow Q_{\text{PhysLeak}}$ ; // Copy to temporary queue
23  for  $p \leftarrow Q_{\text{TmpPhysLeaks}}$  do
24    if  $p \in (Q_{\text{PhysLives}} \cup Q_{\text{PhysLivesLeaks}})$  then
25      $Q_{\text{PhysLeaks}} \leftarrow p$ ; continue;
26    handleLeakInterfs( $p, l$ );
27    assign( $M_{\text{PhysReg, LIs}}, M_{\text{LI, PhysRegs}}, p, l$ );
28    return; // Register assigned

  // Multiple interfs types: evict, flush and assign
29  for  $p \leftarrow (Q_{\text{PhysLives}} \cup Q_{\text{PhysLivesLeaks}})$  do
30    isAvailable  $\leftarrow$  handleLiveInterfs( $p, l$ );
31    if isAvailable then
32     handleLeakInterfs( $p, l$ );
33     assign( $M_{\text{PhysReg, LIs}}, M_{\text{LI, PhysRegs}}, p, l$ );
34    return; // Register assigned
35   $Q_{\text{LIs}} \leftarrow$  spill( $l$ ); // Spill analyzed interval
36  return;

```

4.5 Implementation Aspects

In this section, we describe the relevant elements characterizing the implementation of our methodology in the LLVM libraries.

4.5.1 Intermediate Value Tagging

In Section 4.4.2, we described the principles and the rules for tagging the intermediate variables of a masked program. The tags associated to a variable must flow through the compiler’s back-end untouched, in order to reach the enhanced code generation algorithms and enable the leakage-free generation of masked programs.

In the LLVM-IR, there is no data structure explicitly representing the concept of *variable*. On the other hand, as the LLVM-IR is in SSA form, there is one, and only one, instruction defining a given variable. Thus, we can equivalently tag the instruction defining a certain variable.

Although LLVM supports the association of custom metadata, this can be modified or removed when flowing through the compiler’s back-end. As an alternative, we rely on ad hoc *intrinsic functions*. An intrinsic function marks a particular code pattern for which the target architecture might have special hardware support. The LLVM libraries do not support out-of-the-box processing of new intrinsics, leaving them untouched throughout the whole compilation process.

For each LLVM-IR instruction we target, we introduce an ad hoc intrinsic function to which, in addition to the same input operands of the original instruction, we assign as additional input operands the ETags. Since we work on Boolean-masked implementations, we target the following instructions: bitwise and, eXclusive or, logical shift left and right, bitwise negation. In addition, we consider load and store instructions, which we require in case of memory accesses.

4.5.2 Micro-architectural Model

In the following experimental evaluations (Section 4.6), we target the ARM Cortex-M4 CPU. To support our leakage-aware instruction scheduler, we provide it with a leakage-enhanced model of the Cortex-M4 micro-architecture. We encode these leakage-related information within the `.td` files describing the Cortex-M4 micro-architecture (Section 4.3.5), such that we can take advantage of the target-independent code generator interface provided by LLVM.

Specifically, we take as a base the micro-architectural description provided in the LLVM version 9.0.1. This description encodes a very basic model of the Cortex-M4 micro-architecture, modelling the whole execution pipeline as a pipelined functional unit to

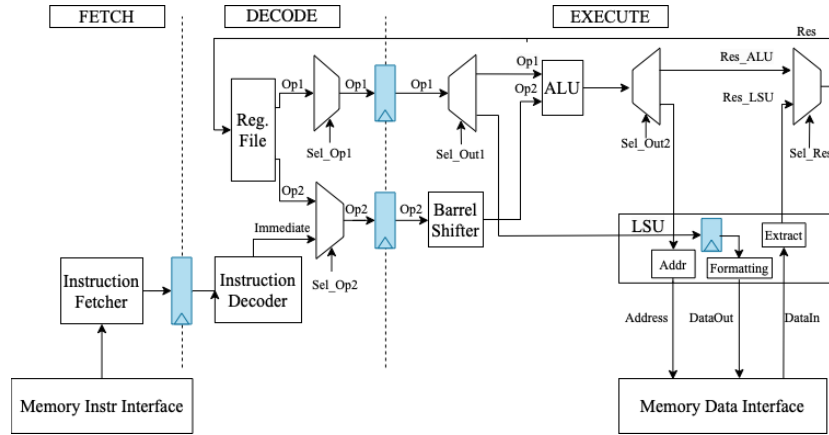


Figure 4.18: Leakage-enhanced micro-architectural model for the Cortex-M4.

which every instruction has access. No other functional unit finds description. Instruction latencies match the reported public information. Also, the model correctly describe the CPU as single-issue.

These model lacks of several details paramount for our methodology. We resort on public information [Bar+21; dHM22; MPW22] to extend it as follows:

- We add the description of the different functional units hosted on the micro-architecture (ALU, barrel-shifter, Load-Store Unit)
- We extend the description of the execution pipeline with information on the micro-architectural registers between each pipeline stage
- We extend the description of each functional unit with information on the micro-architectural register it hosts (the Load-Store Unit register)
- We map each instruction to the correct set of micro-architectural resources it employs.

Figure 4.18 reports the described leakage-enhanced model, highlighting in blue the micro-architectural registers that induce transition-based leakages.

We recall that the code generation algorithms work on a low-level IR specification of the original program, derived from the original IR in input to the compiler’s back-end (Section 4.3). We also remind that the LLVM libraries do not support the addition of new intrinsics out-of-the-box (Section 4.5.1), in particular their conversion to equivalent low-level versions. Thus, to enable the actual application of our approach, we need (1) to extend the low-level IR with ad hoc instructions representing the intrinsic functions carrying ETags (Section 4.5.1) and (2) to instruct the compiler’s back-end to convert each

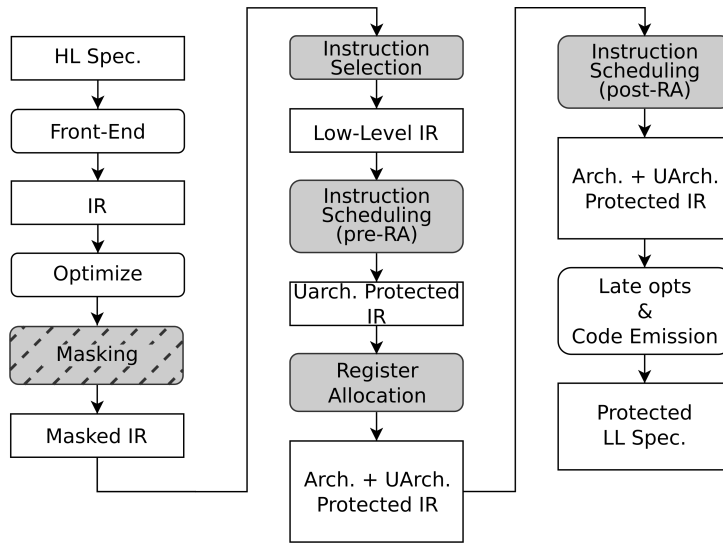


Figure 4.19: Toolchain integration. In grey, we report the modified passes.

ad hoc intrinsic function into their low-level equivalent *and* properly copy the ETags from the former to the latter.

4.5.3 Toolchain Integration

We integrate our code generation-based approach to an internally developed LLVM-based compilation toolchain (based on our same commit), which automate the generation of Boolean-masked software implementations from an unmasked C specification. Figure 4.19 reports a schematic of the full compilation toolchain.

The toolchain masks the whole program after application of almost all the optimization passes specified for the `-O3` level of `CLANG`. In particular, the toolchain applies an aggressive loop unrolling, which provides a fully unrolled IR version of the input program. From these optimizations, we exclude the ones promoting vectorization and conversion of memory operations (for instance, memory copy) to instructions with specific hardware support. Such cases require additional handling at middle-end and back-end level, which we leave as future work.

The application of Boolean masking consists in replacing each instruction with semantically equivalent, LLVM-IR-based gadgets (`Masking` block, Figure 4.19). Specifically, we implement each gadget by means of the ad hoc LLVM intrinsic functions. The middle-end inlines each gadget implementation. By inlining, the implementation does not pay the cost of several function calls to the gadgets, and allows our code-generation-based methodology to fully benefit of the higher degree of instruction parallelism.

Since LLVM does not support the addition of new intrinsics function out-of-the-box, we modified the back-end’s instruction-selection phase to lower the ad hoc intrinsics to low-level IR equivalent instructions.

Notice that, right after the post-RA instruction scheduling, the compiler back-end can run further optimizations. Such optimizations might introduce code modifications jeopardizing the work done by the leakage-aware code generation algorithms.

This is the case when targeting the ARM targets: the toolchain runs several passes to minimize the code size. Such optimization attempts to convert the encoding of a **Thumb-2** 32-bit into a semantically equivalent 16-bit variant. In particular, one of them exploits the commutativity of register-tied instructions (instructions reading and writing the same architectural register) before attempting the above instruction encoding conversion. Since 32-bit and 16-bit encodings potentially exhibit different leakage patterns [dHM22], and since commuting the input register operands of an instruction potentially induce leaking transitions, we force the code generation phase to emit only **Thumb-2** 32-bit instructions via specific compiler options.

4.5.4 Instruction Scheduling

Here we describe two implementation aspects concerning the flushing mechanism and the instruction scheduling algorithm.

Flushing

As reported in Algorithm 5 (Section 4.4.3), the flushing mechanism resorts on a constant value. We store this value on a fixed stack location at the beginning of the program. When the instruction scheduler needs to flush the micro-architectural state, it first reads the constant value from its stack location.

Post-RA Instruction Scheduling and Flushing

The post-RA instruction scheduling works on an IR version of the implementation which handle *physical* registers instead of virtual ones. By working with physical registers, instructions crafted to flush the micro-architectural state potentially generate an output. Since we must preserve the semantics of the program, we instruct the instruction scheduler to save the result of a flushing instruction in a *dead* physical register (i.e., a register that will be overwritten before being read again).

In case no physical register can be safely used to store the flush result, the instruction scheduler (1) spills an intermediate variable V from its physical register p (taking care it does not induce leaking transitions with a previous memory instruction), (2) flushes

the micro-architecture, (3) saves the output in the register p and (4) reload the spilled variable V in the register p .

4.6 Experimental Evaluations

In this section, we put forward the experimental procedure carried out to evaluate our automated methodology.

Our analyses develop along two axes: a security analysis and an overhead analysis. For these evaluations, we have selected as a use-case the SIMON128/128 block cipher, a lightweight cryptosystem developed by the National Security Agency (NSA) [Bea+13]. Starting from a common specification in \mathbb{C} language, we compile several implementations of the block cipher: unmasked, first-order masked (with and without micro-architectural protection) and second-order masked. In the security evaluation, we assess the information leaked from each of these implementations with the TVLA methodology. In the overhead evaluation, we assess the impact of our approach in terms of execution time, code size and required randomness for each implementation.

We first overview the employed experimental setup: we describe the side-channel acquisition setup, the analyzed SIMON128/128 software implementations, the security and overhead analysis procedures and the employed experimental parameters. We follow with the presentation of the security analysis results first, of the overhead analysis then. A discussion section elaborates on the observed results, and we provide a critical comparison with the state of the art. We conclude the chapter with considerations on potential future works.

4.6.1 Experimental Setup

Here, we present the experimental setup employed in our analyses. We first provide an overview of the side-channel acquisition setup and of the target device on which we execute the SIMON128/128 software implementations. Then, we describe the SIMON128/128 software implementations we execute and analyze. We finish with a description of the experimental procedure for both the security and the overhead analysis.

Acquisition Equipment and Target Device

We execute the SIMON128/128 implementations on the STM32F303 microcontroller, hosting an ARM Cortex-M4 CPU.

To reduce the execution time variability across runs of the same code, we fetch code from the Flash, disable the instruction and data cache and set the Flash access latency to 0 clock cycles. We collect power-based side-channel traces via the ChipWhisperer

setup, with an acquisition board CW-308 UFO and the CW-1200 oscilloscope [NEWa]. We set the microcontroller clock frequency to 7.384 MHz, and the oscilloscope samples the power consumption at a rate of 29.538 MHz. Hence, 4 samples per clock cycle are measured.

SIMON128/128 Software Implementations

Each SIMON128/128 implementation comes from the compilation of the same *round-reduced* unmasked C specification, which follows the official description [Bea+19]. We resort on a round-reduced version, due to limited amount of Flash memory available on our target device. We contextually specify the number of rounds composing the implementation. We carry out the compilation thanks to the toolchain we have described in Section 4.5.3, generating implementations tuned for the ARM Cortex-M4 micro-architecture. We report and discuss the results concerning 4 distinct implementations: an unmasked implementation; a first-order masked implementation (without micro-architectural protection); a first-order masked implementation (with micro-architectural protection); a second-order masked implementation (without micro-architectural protection). To distinguish between the two first-order variants, we employ the adjectives *unprotected* and *protected*. Concerning this last implementation, we generate it enabling the leakage-aware variant of both the pre-RA and post-RA instruction scheduling, as well as of the register allocation.

In order to provide fair comparisons, we enable pre-RA instruction scheduling, register allocation and post-RA instruction scheduling for all the implementations. We control the execution of each leakage-aware variant through a compiler option.

Concerning the masked implementations, we provide them the required randomness via a pointer to a stack location containing a vector filled with fresh random values. We fill this randomness pool before each invocation of the implementation by means of the PRNG XOROSHIRO** 1.0 [BV21].

Security Evaluation

To evaluate the protection applied by our approach, we resort on the TVLA methodology (Section 2.4.1). For each of the 10-round-reduced implementations, we run a fixed-vs-random plaintext on a set of 75k traces (10k for the unmasked implementation). We measure each trace considering both the key scheduling and the body of the cipher. Each t-test employs the official SIMON128/128 test vectors [Bea+13].

Overhead Evaluation

To evaluate the overhead implied by our approach, we measure the following three metrics: *execution time* (in clock cycles), *code size* (in bytes) and *required randomness* (in bytes). In particular, this last metric counts for the randomness required to mask the cipher *and* to mitigate the transition-based leakages.

We provide these metrics for different number of rounds, measuring them for the 10, 15, 20 and 25-round-reduced versions.

We collect the execution time, considering both the key scheduling and the body of the cipher, by measuring the number of samples for which the oscilloscope’s trigger is set high (`trig_count` attribute provided by the class `scope.adc` of the ChipWhisperer software). Dividing by the number of samples per clock cycle, we get the corresponding number of clock cycles. We remark that the execution time metric does not encompass the time spent for the generation of randomness, as it is externally generated and provided as an input to the masked program.

For code size, we measure the size of the executable’s `.text` segment. We do not consider also the `.data` and `.bss` segments as they remain unchanged.

Finally, for the number of randomness bytes, we get the measure from an option specific to the employed compilation toolchain (Section 4.5.3).

4.6.2 Security Evaluation Results and Discussion

In the following, we present and discuss the results of the security analysis carried out on the 10-round-reduced software implementations of SIMON128/128. The analysis complies with the description provided in Section 4.6.1.

Results

Figure 4.20 reports the results of the leakage assessments on the unmasked (Figure 4.20(a)), unprotected first-order masked (Figure 4.20(b)), protected first-order masked (Figure 4.20(c)) and second-order masked (Figure 4.20(d)).

Since we have performed the side-channel acquisition on the whole implementation, also encompassing the unprotected key scheduling, we remove the first 2.5k samples. We also remove the last 300 samples from the masked implementations, to leave out the epilogue of the program, which handles the unmasked variables.

We observe that both the unmasked and unprotected first-order masked implementations leaks consistently along the whole execution. The t-test plot for the protected first-order implementation reports an overall reduction of the information leakage along the side-channel traces. Quantitatively, we witness a $\times 6$ reduction factor (from 6,026 to

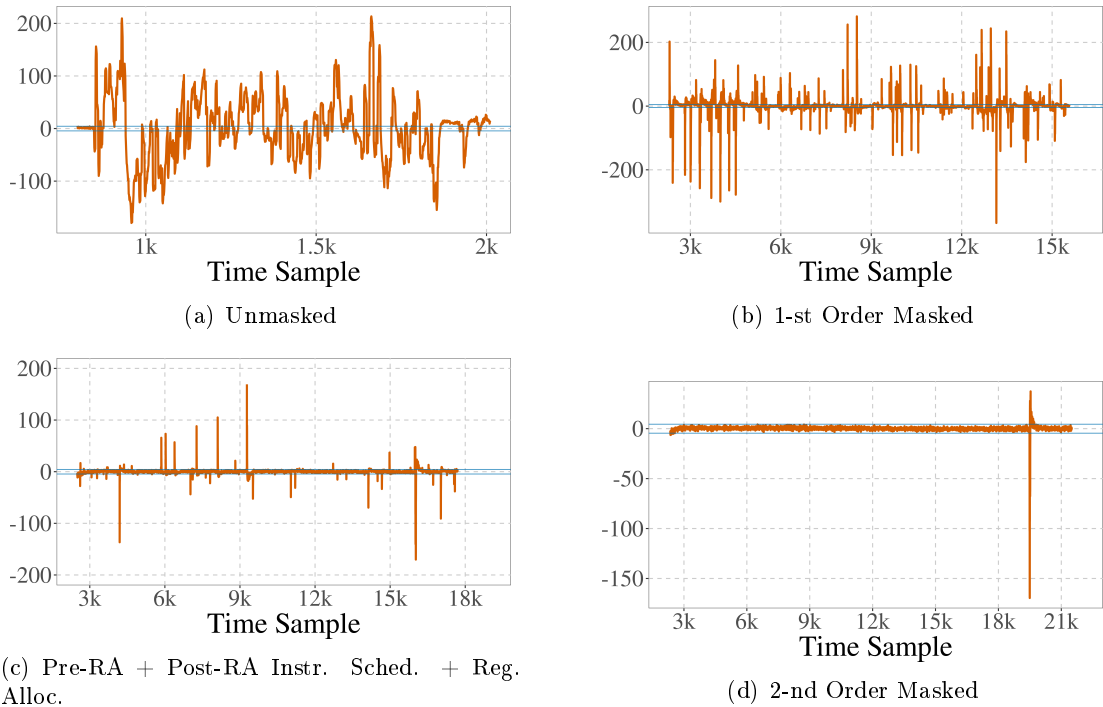


Figure 4.20: Non-specific T-test results carried out on the following SIMON128/128 software implementations (10-round-reduced variants): unmasked (Figure 4.20(a)), unprotected 1-st order masked (Figure 4.20(b)), protected 1-st order masked (Figure 4.20(c)) and 2-nd order masked (Figure 4.20(d)).

984) of the occurring leaking samples between the unprotected and protected first-order implementations. The second-order version does not exhibit any leaking samples, except in the window 18k-21k: the leakage originates from a decoding gadget (and subsequent manipulation of the unmasked variables) which the compiler emits before the end of the implementation.

Discussion

The information leakage affecting the unmasked and unprotected first-order implementations meets the predictions. The results regarding the second-order masked implementation agree with the theoretic expectations, as they predict that a second-order masking provides first-order security in the presence of transition-based leakages, Section 2.3.3).

As already pinpointed, the protected first-order masked version addresses a large amount of the leaking points in the unprotected counterpart, although not covering all of them. This outcome is counterintuitive: the leakage-aware post-RA scheduler should

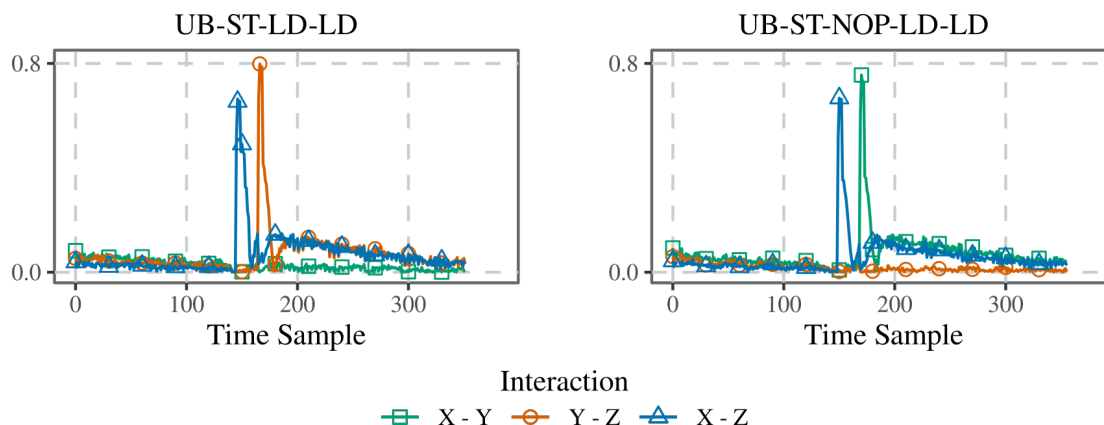


Figure 4.21: Correlation plots for the UB-ST-LD-LD (Listing 4.1) and UB-ST-NOP-LD-LD (Listing 4.2) workloads. We have ran the correlation analysis on a set of 20k power-based traces, collected from our STM32F303 target.

address the remaining micro-architecture-induced leakages; for instance, the ones due to spill and reload code. We find an explanation in the *incompleteness* of the leakage-enhanced micro-architectural model the scheduler employs: while investigating the root causes of the observed leakages, we have discovered a novel leakage interaction between memory-related instructions.

Listing 4.1: UB-ST-LD-LD workload

```
<workload_st_ld_ld>:
  str.w R_src, addr[Z] ; Z -> addr[Z]
  ldr.w R_dst0, addr[X] ; R_dst0 <- addr[X]
  nop
  nop
  nop
  nop
  ldr.w R_dst1, addr[Y] ; R_dst1 <- addr[Y]
```

Listing 4.2: UB-ST-NOP-LD-LD workload

```
<workload_st_nop_ld_ld>:
  str.w R_src, addr[Z] ; Z -> addr[Z]
  nop
  ldr.w R_dst0, addr[X] ; R_dst0 <- addr[X]
  nop
  nop
  nop
  ldr.w R_dst1, addr[Y] ; R_dst1 <- addr[Y]
```


In Listing 4.1 we report a minimal code snippet to exhibit the effect: the variable Y , loaded by the second `ldr.w`, interacts with the variable Z , stored by the `str.w` instruction; one would expect such iteration to not take place due to the first `ldr.w` loading the variable X . We found out that spacing the memory write and read by 1 clock cycles is enough to get rid of the effect (Listing 4.2). Figure 4.21 reports the correlation plot for these two microbenchmarks (left plot for Listing 4.1, right plot for Listing 4.2).

A potential explanation stands in hardware-oriented optimization characterizing the memory subsystem: when scheduled back to back, the memory subsystem logic might serve first the load, putting the store on hold. Thus, the variable requested by the first load transits on the memory bus, followed by the one handled by the store; eventually, this latter interacts with the variable demanded by the second load, explaining the witnessed transition-based leakage.

We now move to presentation of the overhead results, which will help us to discuss the overhead implications of our approach.

Table 4.3: Execution time (in clock cycles) of each SIMON128/128 implementation. The figures do not encompass the time spent to generate randomness. We sort table entries by increasing execution time. With *unprotected* and *protected*, we refer to the first-order masked implementation without and with micro-architectural protection, respectively.

Implem.	10 Rounds	15 Rounds	20 Rounds	25 Rounds
Unmasked	550	815	1,088	1,366
Unprotected	2,474	3,712	5,884	6,255
Protected	4,499	6,902	9,366	13,647
2-nd	5,448	7,908	11,799	16,004

4.6.3 Overhead Evaluation Results and Discussion

With the previous section, we have analyzed the contributions carried by our automated approach from a security point of view. Now, we present and discuss the results of the overhead analyses of each SIMON128/128 software implementation. The analysis complies with the description we have provided in Section 4.6.1. To ease the reading, we sort the entries of each table by increasing value of the metric.

Results

We start by presenting the results concerning the execution time. Table 4.3 reports the execution time measurements (in clock cycles) for each implementation. We observe a positive monotone trend along the “round” axis, for all the considered implementations. Along the “implementation” axis, the unmasked implementation exhibits the lowest execution time. Among the masked implementation, the unprotected first-order one is the fastest, whereas the second-order the slowest. The protected first-order implementation reports intermediate execution time overhead with respect to the other masked variants.

Table 4.4 reports the size (in bytes) of the `.text` segment for each implementation. We leave out the figures concerning the `.data` and `.bss` segments, as they do not vary across the analyzed implementations. We report the very same trend witnessed for the execution time metric: a positive monotone trend along the “rounds” axis, with lower and upper bounds defined by the unprotected first-order and the second-order masked implementations, respectively. Again, the protected first-order one locates in an intermediate position among the other masked variants.

Table 4.5 reports the randomness requirement measurement (in bytes) for each implementation. When applying our approach, we witness the same randomness requirement with respect to the unprotected one, whereas the second-order shows a $\times 5$ increase.

Table 4.4: Segment `.text` size (in bytes) of each SIMON128/128 implementations. We sort table entries by increasing values of segment size. With *unprotected* and *protected*, we refer to the first-order masked implementation without and with micro-architectural protection, respectively.

Implem.	10 Rounds	15 Rounds	20 Rounds	25 Rounds
Unmasked	9,524	10,360	11,228	12,080
Unprotected	15,676	19,560	23,760	27,644
Protected	22,632	30,544	38,628	46,380
2-nd	25,108	33,388	45,040	51,536

Table 4.5: Number of random bytes of each SIMON128/128 implementation. We sort table entries by increasing values of randomness. With *unprotected* and *protected* we refer to the first-order masked implementation without and with micro-architectural protection, respectively.

Implem.	10 Rounds	15 Rounds	20 Rounds	25 Rounds
Unmasked	-	-	-	-
Unprotected	76	116	156	196
Protected	376	576	776	976

Again, we report a positive monotone trend along the “round” axis, for all the masked implementations. For the unmasked version, we report no randomness overhead.

Discussion

We first comment the positive monotone trend along the “rounds” axis as expected: as the number of rounds composing the cipher’s body increases, so does the number of instructions, which potentially handle randomness bytes. By consequence, execution time, randomness requirements and code size increase as well.

Discussing the execution time and code size overhead along the “implementation” axis, we ascribe the higher impact on the second-order implementation to the intrinsic cost of higher-order masking. Concerning the first-order masked implementations, we first recall that the execution time and code size increase also relates to (micro-)architectural state flushing: by flushing, we introduce new instructions to mitigate the transition-based leakages. Thus, we impute the lower overhead affecting the unprotected first-order implementations to the lack of a leakage constraint: the instruction scheduling and register allocation algorithms have the possibility to provide more performant—but insecure—

solutions. Being an implementation encompassing no side-channel countermeasure, as expected, the unmasked implementation reports the lowest execution time and code size overhead.

Concerning the randomness overhead, we observe a null overhead concerning the implementations generated by our methodology. We impute this to the fact that the leakage-aware instruction scheduling and register allocation do not use randomness to mitigate transition-based leakages. The higher randomness requirement of the second-order implementation complies with the employment of a higher-order masking scheme. Clearly, for the unmasked version, no overhead can affect it as it does not rely on any random value.

Eventually, we observe that a fair comparison between the protected first-order masked implementation and the second-order masked one is not possible. Indeed, the former relies on an incomplete model of the Cortex-M4 micro-architecture. Since the execution time and code size increase (also) relates to micro-architectural state flushing, a more complete model might imply a heavier implementation in terms of execution time and code size.

Yet, regarding the randomness overhead, our approach does not rely on fresh randomness to mitigate transition-based leakages. Thus, even considering more precise models of the micro-architecture, we would not pay any randomness cost. This feature advantages our approach with respect to relying on higher-order masking. We recall that, although in our analyses we have considered the required randomness to be immediately available—thus, nullifying its impact on the execution time—a real masked implementation would generate the required randomness on the fly by means of a PRNG. Either provided as software or hardware modules, a PRNG has a limited throughput (bytes of randomness per clock cycle), which can represent the main bottleneck for the masked implementation.

We exemplify the PRNG throughput impact on the execution time considering the overhead figures we have collected for our protected first-order and second-order masked implementations.

We consider two potential cases: an ideal one and a real one. In the ideal one, a byte of randomness is ready and accessible at *each* clock cycle (1 cycles/byte). The real one considers a hardware PRNG generating randomness at two different frequency: PRNG and CPU runs at the same frequency (10 cycles/byte) and the PRNG runs slower than the CPU (40 cycles/byte) (reference figures for the LFSR-based PRNG on the STM32F405 [Mic]). The bar chart in Figure 4.22 reports the ratio of the whole execution time of the protected masked implementation and the second-order implementation with respect to the unprotected one (25-round-reduced implementations). On top of each bar, we also report the overhead factor.

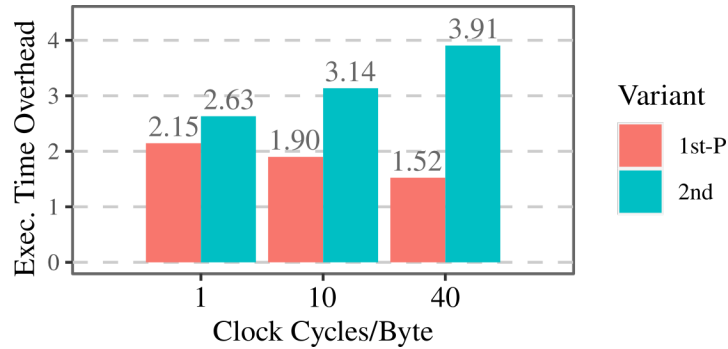


Figure 4.22: Execution time overhead induced by on-the-fly randomness generation. We consider three possible PRNG throughput (1, 10, 40 cycles/byte). On top of each bar, we report the overhead factor with respect to the unprotected first-order implementation. With *1st-P* we refer to the protected first-order masked implementation. We consider the 25-round-reduced implementations.

From the chart, we observe how the more limited is the PRNG throughput, the higher is the cost we pay in terms of execution time, for each byte of randomness needed. In the ideal case, we observe that the higher randomness requirement for the second-order implementation induces a higher execution time than the protected first-order one ($\times 2.15$ vs $\times 2.63$). In the real case, already in the 10 cycles/byte case, we observe a pronounced difference between the protected first-order and the second-order implementations ($\times 1.90$ vs $\times 3.14$); in the 40 cycles/byte case, we observe an almost $\times 4$ factor for the second-order implementation, whereas the protected first-order one shows a mild $\times 1.52$ overhead factor. These figures consider a simple, non-cryptographically secure LFSR PRNG, which provides a good throughput. A recent work of Cassiers et al. has showed the potential insecurity on masked implementations of such PRNGs, suggesting relying on cryptographically secure, but slower constructions [Cas+23]. Thus, the actual impact on a second-order masked implementation potentially worsen.

To conclude, even in the case the employment of a more complete micro-architectural model induces a higher impact on the execution time, the higher randomness requirement of second-order masking plays a major drawback; a drawback that our methodology does not suffer. These considerations suggest that our approach potentially benefits all those applications where software is executed on resource-limited platforms, in particular in terms of PRNG throughput.

4.7 Related Work

In this chapter, we have presented a code generation-based methodology to automate the mitigation of micro-architecture-induced transition-based leakages. With respect to most of the micro-architecture-aware ISA-based solutions (Section 3.2.2), our approach operates on the IR specification of the masked program. A first advantage is the higher portability of the solution: given a single implementation, we can generate micro-architecture-resilient implementations for any platform whose micro-architectural model is known. A second advantage is the exploitation of the code generation phase: by integrating a leakage constraint in the optimization problems, we potentially generate more performant code while being intrinsically leakageresilient. With respect to the gadget-based approach proposed by Abromeit et al. [Abr+21], which replaces each instruction with a function call to an equivalent micro-architecture-resilient gadget, our methodology works at a finer granularity. Indeed, given an annotated IR implementation, where also the gadgets implementations are inlined, we can take advantage of the instruction scheduling to provide *interleaved gadget execution*. With respect to the former solution, which serializes the evaluation of the gadgets, the interleaved execution potentially improves the execution time of the whole program. Yet, this comes to the disadvantage of more potential leaking transitions, as the two gadgets, sharing the same hardware resources (that is, the micro-architecture), have more chances to interact. Wang et al. [WSW19] and Tsoupidi et al. [Tso+23] have proposed two approaches relying on SMT solvers to find a leakage-free register allocation and instruction scheduling. In contrast, our approach is more *greedy*—we do not look for the absolute optimal—and does not rely on external components, although the resulting solution might be more expensive. Furthermore, these two methods assume to always find a leakage-free solution. On the other hand, we do not rely on this strong assumption, and we instruct code generation algorithms to proactively solve the detected leaking transitions.

The work of Seuschek et al. [SSG17] shares a similar concept to our approach. Their approach provides probabilistic convergence to a leakage-free solution. Specifically, when their instruction scheduling algorithm cannot identify a leakage-free reorganization of the code, the whole process aborts. Such probabilistic behavior potentially requires iterated attempts until a secure solution is found. Moreover, the approach does not provide any performance guarantees, as it relies on a simplified micro-architectural model which does not take into consideration, for instance, the execution latencies of the instructions.

On the contrary, given a certain input program, our solution has the potential to *deterministically* converges towards a leakage-free solution. Also, relying on a more complete model of the micro-architecture, we can better address certain micro-architectural effects while containing the performance impact.

The existing leakage-simulator-based solutions [She+21b; She+21a] rely on a model of the leakage behavior of the target platform, which comes from a preliminary leakage profiling step. Their mitigation capability depends on the completeness of this model, which, in turn, strictly depends on the measured side channel and the employed measurement setup. As we have experienced (Section 4.6.2), our approach suffers from the same model dependency, as certain information concerning the micro-architecture might be classified or simply undocumented. Still, the methodology we have proposed mitigates the transition-based leakage (1) knowing what shares are manipulated and (2) knowing the micro-architectural state. Thus, the code generation algorithms can consciously generate code that does not leak, while containing the performance overhead. Indeed, during the generation of the code, we avoid as much as possible the introduction of leakages, attempting also to minimize the employment of potentially expensive mechanisms (i.e., flushing) to remove the latter. On the other hand, leakage-simulator-based ones do not possess such information, and have to go through an iterative patching process until no more leakage is detected. We remark that a local modification of the code might induce further leakages in the surrounding code. As such, this iterative process potentially implies a higher impact on the performances.

4.8 Conclusion

With this chapter, we have presented a methodology for the automated generation of first-order masked software resilient against transition-based leakages induced by a CPU micro-architecture. The approach—an ISA-based proactive one (Chapter 3)—operates on an annotated intermediate representation of the masked software. We enhance instruction scheduling and register allocation algorithms to automate the generation of masked software implementations resilient against transition-based leakages induced by the executing micro-architecture.

We integrate this methodology as part of an LLVM-based compilation toolchain, which generates first-order Boolean-masked implementations from an unmasked C input specification. We evaluate our methodology both from a security and a performance perspective. To this end, thanks to the enhanced LLVM-based compilation toolchain, we generate several micro-architecture-protected first-order implementations of the SIMON128/128 cryptosystem, which we compare against an unmasked implementation, a first-order masked implementation and a second-order masked implementation.

From the security analyses, we remark that our methodology addresses a large part of the leakage impacting the unprotected first-order implementation. Nonetheless, at the time of writing, the current implementation does not mitigate all the transition-

based leakages. Bugs in the implementation and, in particular, the lack of a precise and complete model of the micro-architecture justify the remaining leaking points.

Thus, a fair comparison between the protected first-order implementation and the second-order one is not possible. Yet, from the overhead analysis, we highlight an interesting fact: not relying on additional randomness to mitigate the transition-based leakages, we do not suffer from the exponential execution time penalties experienced by higher-order masking.

Concerning the potential future works, we remark that we target transition-based leakages. To some extent, our approach could be employed to automate the mitigation of glitch-based leakages. For instance, Gigerl et al. [GPM21] suggest mitigating glitch-based leakages, generated from the forwarding logic of execution pipelines, by separating the issuing of instructions handling shares by a number of clock cycles dependent on the micro-architecture. The micro-architectural description can encode such information, and the instruction scheduler uses it to check whether an instruction might be issued or not.

The solution proposed in this chapter focuses on first-order masking and scalar, in-order CPUs. Two clear follow-ups would be the extension of our approach to higher-order masked implementations and the protection against leakages induced by more complex micro-architectures. e.g., super-scalar ones.

Although it is unlikely our approach could address all the possible leakage sources generated by the micro-architecture (for instance, glitch-based), we remark that it could be paired with other approaches to reach better security guarantees in practice. For instance, our approach could be easily adapted to take advantage of the hardware-based flushing mechanism proposed by Gao et al. [Gao+20b]. This combination enables the automated generation of code and minimization of the micro-architectural flushing with a precise flushing mechanism. We leave as a future work the investigation of such combination of approaches.

We remark that our approach natively takes advantage of instruction-level parallelism, thanks to the employment of the instruction scheduling module. As such, implementations relying on programming or masking techniques promoting the concept of parallelism would gain particular advantage; for instance, bit-slicing ([Bih97]) or threshold implementations ([Bil+14]). Connected to this last observation, we remark that our approach works on an annotated intermediate representation of the masked program. It is completely independent of any optimization or transformation done before the compiler's back-end. As we have done for the LLVM-based toolchain we employed, we could transparently integrate our methodology to any tool for which we support the IR (the LLVM-IR in our particular case), as long as the tool generates and annotates the IR as described in Section 4.4.2. Thus, we could enhance existing tools (for instance, the

compiler-based threshold implementation tool CATI [Luo+17]) to investigate the potential security enhancement stemming from the combination. We leave this exploration as an interesting line of work.

Chapter 5

On the Practical Resilience of Masked Software Implementations

In Chapter 3, we put forward the difficulties to provide practically secure masked software implementations, and how the current state of the art faces such challenge. Recombination effects allow an attacker to acquire information on multiple shares through one single observation, degrading the proven security of masking. To bridge the gap between the theoretical and the practical security of masking in software, the recent literature relies on the *suppression* of these recombinations.

An intrinsic limitation of this approach is the dependence on the target micro-architecture running the implementation, with several downsides. By proposing an automated methodology to suppress transition-based leakages (Chapter 4), we have directly witnessed such limitations; for instance, the need of an accurate model of the target micro-architecture.

In addition to the literature gaps identified in Chapter 3, we highlight two further gaps: (1) the limitation to Boolean masking and (2) the limitation to recombination effects. Concerning the first point, few works explored the theoretical impact of recombination effects on other types of masking schemes, such as the Arithmetic-Sum Masking and the Inner-Product Masking (Chapter 2); to the best of our knowledge, none has attempted a comprehensive analysis of the practical impact of micro-architecture-induced leakages on such schemes. Concerning the second point, current works do not take into account the *data parallelism* intrinsic to modern micro-architectures. Such data parallelism potentially induces Parallel Processing of Shares (PPS), which an attacker can fruitfully take advantage of.

The literature urges for a more comprehensive analysis of the security degradation of masking schemes when impacted by micro-architecture-induced recombination effects

and data parallelism.

With this chapter, we take on this challenge. We evaluate the practical security offered by first-order *Boolean*, *arithmetic-sum* and *inner-product* masking against transition-based leakages and PPS-based leakages in software. We develop our study in three main steps:

1. We characterize micro-architectural leakage effects: we carefully handcraft microbenchmarks to assess the presence of transition-based and PPS-based leakages in software (Section 5.2).
2. We characterize the impact of the observed leakage effects on masking encodings: we quantify the leaked information and investigate its exploitability (Section 5.3, Section 5.4).
3. We characterize the impact of the observed leakage effects on masked implementations: once evaluated the leakage impact on the encodings, we assess the practical security of fully-masked software implementations (Section 5.5). Specifically, we target as a use-case the AES-128 block cipher [NIS01].

To provide a comprehensive analysis, we split the security assessment in a first *information leakage assessment*, to analyze the information leaked by the encoding or the fully-masked implementation, and in an *information leakage exploitation*, to evaluate the exploitability of such information. In addition, as the design and implementation of the execution platform potentially impacts the observed leakage [MMT20; Aro+21; MPW22], we lead our investigation on two different microcontrollers, an STM32F215 and an STM32F303.

5.1 Preliminaries

In this section, we first introduce a leakage model to describe the leakage behavior of PPS. Second, we detail a preprocessing technique to exploit the information intrinsic to the PPS phenomenon. We employ these two elements to analyze PPS in the remainder of the chapter.

5.1.1 A Leakage Model for Parallel Processing of Shares

The CMOS technology is still mainstream in digital design, and the overall power consumption of a CMOS-based circuit is the superposition of the power consumption of its subelements [MOP07]. We can describe the induced leakage via the *Sum-of-Hamming-Weights* leakage function:

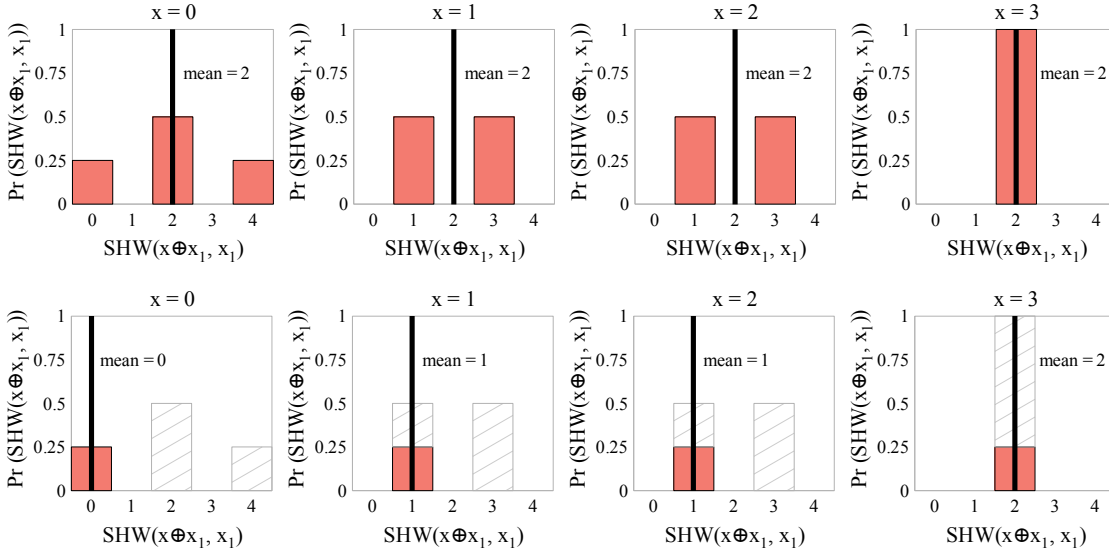


Figure 5.1: SHW distributions obtained for various secret values masked with first-order Boolean masking. x is the secret value, and x_1 a random value used for Boolean masking. Top row: distributions of SHW without preprocessing. Bottom row: distribution obtained when keeping only the lowest $k\%$ values ($k = 25\%$ here). While the mean is independent of the secret without preprocessing, it becomes dependent on the secret when only the lowest $k\%$ samples are kept.

$$L(X, Y) = \text{SHW}(X, Y) + \mathcal{N}(0, \sigma). \quad (5.1)$$

Such AGN model assumes as its deterministic component the SHW function:

$$\text{SHW}(X, Y) = \text{HW}(X) + \text{HW}(Y). \quad (5.2)$$

In the remainder of the chapter, we use the binary form of the SHW function, which can be readily extended to any number of arguments.

5.1.2 Biasing Leakage Distributions to Attack Masked Parallel Implementations

The strength behind masking stands in the need, for an attacker, to compute higher-order statistical moments and/or to perform multivariate statistical analyses. When considering hardware masked implementations, security evaluators assume a parallel computation model. Under this computation model, the implementation can treat related shares at the same time sample. Considering a n th-order masking scheme, the attacker, who observes all the $n + 1$ shares of a key-dependent encoded value, needs at least the statistical

moment of order $n + 1$ to detect any key-dependent information. Moos and Moradi have proposed a preprocessing technique to reduce such minimal key-dependent order moment [MM17]. Informally, the technique consists in selecting, for each trace sample, a subset of the measured traces, preserving only certain leakage values. Such Biasing Leakage Distribution (BLD) preprocessing biases the leakage distribution of each trace sample, converting higher-order leakages to lower-order ones.

To exemplify this technique, let us consider a first-order BM encoding of $X \in \mathcal{X}_{2^2}$. Further, let us assume that the two shares $\mathbf{X}_0, \mathbf{X}_1$ are processed in parallel, and that the implementation leaks according to a noise-free SHW model (Eq. 5.1). Figure 5.1, top row, reports the marginal distributions of each realization of X . Each marginal distribution exhibits the same first-order moment (e.g., mean). That is, the first-order moment is independent on the encoded value X , as it is expected for a first-order masking scheme. Figure 5.1, bottom row, reports the marginal distributions of the realizations of X after a preprocessing keeping the $k = 25\%$ of samples with the lowest values of the leakage distributions [MM17]. The preprocessed first-order moments of the marginal distributions depend on the secret value, making possible to mount first-order attacks. In practice, the resulting order reduction varies depending on the value of *threshold* k , and on the heuristic used to prune the traces (e.g., keeping the ones with the lowest leakage values) [MM17].

5.2 Parallel Processing of Shares in Software

As our goal is to evaluate the practical security of masked software implementations (Section 5.3, Section 5.4, Section 5.5), we need first to assess the *potential* sources of leakage. To this end, we proceed as follows: firstly, we provide a rationale explaining how the complexity of a CPU micro-architecture potentially induces PPS (Section 5.2.1). Then, we describe the three carefully hand-crafted assembler code (called microbenchmarks, or *UBench*s) that we have designed to investigate the presented rationale (Section 5.2.2). To confirm or reject the presence of PPS, we run side-channel analyses on each UBench (Section 5.2.4).

As presented in Section 3.1.2, the micro-architecture of modern CPUs constitutes a rich source of recombination effects; in particular, of transition-based leakages. Hence, we also include a UBench exercising a micro-architecture-induced transition-based leakage. We have released these microbenchmarks (C and binary code) as publication artifacts (<https://zenodo.org/record/8094516>).

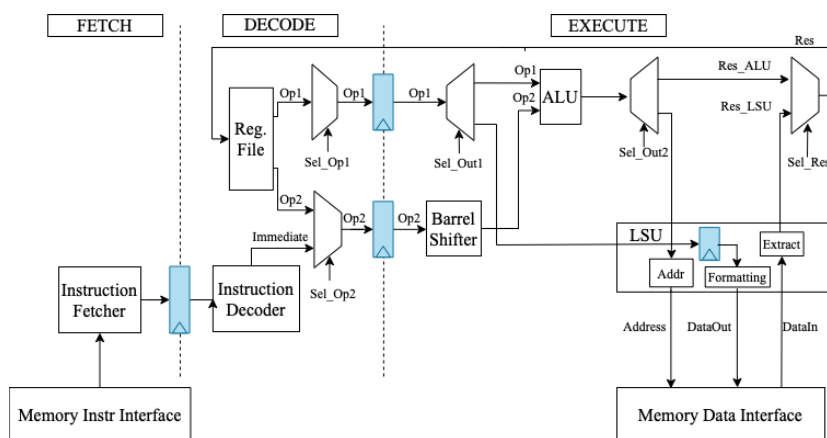


Figure 5.2: Simplified model of a three-stage, in-order pipelined micro-architecture.

5.2.1 Rationale

As explained in Section 3.1.1, the micro-architecture of modern CPUs extensively relies on hardware-oriented techniques to increase the instruction throughput [HP12]. Figure 5.2 reports a simplified three-stage, in-order pipelined micro-architecture. We recall that the Instruction Fetch (IF) stage fetches the next instruction to be executed, the Instruction Decode (DE) interprets the instruction (e.g., selecting operands from the Register File), whereas the Instruction Execute (EXE) executes the instruction. In such example, we assume that the execution of memory-related instructions (e.g., load and store) requires 2 clock cycles, whereas arithmetic-logic instructions require 1. For memory accesses, the target address is sent to the memory in the first cycle of the EXE stage. During the second cycle, the data to be stored is sent to the memory, or the data to be read is received from the memory. The address computation phase employs the ALU. To avoid any resource conflict, during the address computation phase, the fetch and decode stages are stalled. Although being quite simple, such model captures the micro-architecture organization of real microcontroller-graded CPUs (e.g., ARM Cortex-M3 and Cortex-M4 [dHM22; Bar+21]). With such model in mind, it gets easy to understand how PPS can happen in software. Indeed, as mentioned above, each stage takes care of one part of the instruction's life cycle: the execution of the DE stage happens *in parallel* with the execution of the EXE stage. As a consequence, whenever the two stages of the simplified micro-architecture manipulate related shares, the micro-architecture processes shares *in parallel*.

Listing 5.1: Common structure of leakage microbenchmarks

```

<ubench_template>:
  <preamble_ubench> ; Prepare UArch state
  <padding>         ; eor with random inputs x4
  bl <trigger_high> ; begin traces collection
  <padding>         ; eor with random inputs x8
  <workload_ubench> ; See Listing 2, 3, 4, 5
  <padding>         ; eor with random inputs x8
  bl <trigger_low>  ; end traces collection

```

5.2.2 Microbenchmarks

We design three distinct microbenchmarks, one for each potential PPS case we identified. Each UBench shares the same structure: a preamble followed by a workload (Listing 5.1). We implement the UBenches in Thumb-2 assembler, targeting ARM-based target platforms (Section 5.2.3).

The UBench preamble consists of a sequence of machine instructions preparing the architectural and micro-architectural states and the inputs for the workload. The preparation of the micro-architectural state consists in the randomization of the state of specific elements (e.g., micro-architectural registers, memory data path), which may otherwise induce unintended leakage. The workload consists in a sequence of machine instructions attempting to exercise a desired leakage effect. The `trigger_high()` and `trigger_low()` functions, which surround the workload, respectively start and stop the collection of power-based side-channel traces. To clearly identify the workload-induced leakage effect, we pad the workload’s beginning and ending with `eor.w` instructions provided with random inputs. To make clear the handling of these values, we comment each UBench instruction with its effect.

Notation We denote the UBench target words as `X0` and `X1`, whereas `rndN` refers to one of the UBench random input values. We denote with `R_val` a generic 32-bit register containing the value `val`. As a special case, we denote with `R_destN` a 32-bit register containing the result of the N -th UBench instruction. We refer to the immediate address of a value `val` with `addr[val]`. We denote a constant value `const` with `#const`.

PPS-related UBench #1 The first PPS-related UBench stimulates the parallel manipulation of bytes when loading a specific one from a given memory address. The preamble crafts a 32-bit word and stores it on the memory stack. Such word contains the least-significant byte (LSB) of both `X0` and `X1`. The workload reads the `X0`’s LSB by accessing to its address. The manipulation of the LSB of each share allows different word’s

layouts. Listing 5.2 reports the workload employed in our evaluations, hereafter referred to as UB-SHW-LDRB. We comment the workload with a byte-oriented representation of the word's layout (LSB on the right).

Listing 5.2: UB-SHW-LDRB workload

```
<workload_ubench_shw>:
; [R_addr] = [ LSB(X1) | 0 | LSB(X0) | 0 ]
; R_dst0 <- [ 0 | 0 | 0 | LSB(X0) ]
ldrb.w R_dst0, [R_addr, #1]
```

PPS-related UBench #2 The second PPS-related UBench stimulates the parallel manipulation of values while reading of $X0$ and $X1$ from the memory and the register file, respectively. Listing 5.3 reports the corresponding workload, hereafter referred to as UB-SHW-LDR-EOR. The `ldr.w` instruction enters the EXE stage at clock cycle $\#k$. $X0$ enters the micro-architecture at clock cycle $\#k+1$. Due to the pipeline stall inserted during the address generation, the `eor.w` instruction passes the DE stage at clock cycle $\#k+1$. During the DE stage, the $X1$ is read from the register file. As a consequence, at clock cycle $\#k+1$, the values $X0$ and $X1$ are simultaneously alive in the micro-architecture.

Listing 5.3: UB-SHW-LDR-EOR workload

```
<workload_ubench_shw_ldr_eor>:
ldr.w R_dst0, addr[X0] ; R_dst0 <- X0
eor.w R_dst1, R_rnd0, R_X1 ; R_dst1 <- rnd0 ^ X1
```

PPS-related UBench #3 The third PPS-related UBench stimulates the parallel manipulation of values by processing $X0$ and $X1$, each handled by a distinct ALU instruction. Listing 5.4 reports the corresponding workload, hereafter referred to as UB-SHW-MOV-EOR. The `mov.w` instruction (and thus, its input operand $X0$) enters in the EXE stage at clock cycle $\#k$. At the same clock cycle, the `eor.w` instruction enters the DE stage, where the target value $X1$ is read from the register file. As a consequence, the values $X0$ and $X1$ will be both in the micro-architecture within the same clock cycle $\#k$.

Listing 5.4: UB-SHW-MOV-EOR workload

```
<workload_ubench_shw_mov_eor>:
mov.w R_dst0, R_X0 ; R_dst0 <- X0
eor.w R_dst1, R_X1, #0 ; R_dst1 <- X1
```


Transition-related UBench This UBench tests the transition-based leakage stemming from the update of the inter-stage pipeline registers. Listing 5.5 reports the corresponding workload, hereafter referred to as UB-HD. At clock cycle $\#k$, the first `eor.w` instruction enters the DE stage. `X0` is read from the register file and stored in the DE/EXE inter-stage register. At clock cycle $\#k+1$ the second `eor.w` enters the DE stage. `X1` is read from the register file, and it is stored in the DE/EXE register. The update of the DE/EXE potentially causes a transition-based leakage.

Listing 5.5: UB-HD workload

```
<workload_ubench_hd>:
    eor.w R_dst0, R_X0, R_rnd0 ; R_dst0 <- X0 ^ rnd0
    eor.w R_dst1, R_X1, R_rnd1 ; R_dst1 <- X1 ^ rnd1
```

5.2.3 Experimental Setup

In this subsection, we briefly present the experimental setup (target devices, compilation toolchain and side-channel acquisition setup).

We execute the UBenchs on the STM32F215 and STM32F303 microcontrollers. The former hosts an ARM Cortex-M3 CPU, whereas the latter an ARM Cortex-M4 CPU.

We compile each UBench with the `arm-none-eabi-gcc` (version 9.2.1) toolchain. We tune the compilation with `-Os`, `-mthumb`, and `-mcpu=cortex-m3` and `-mcpu=cortex-m4` for the STM32F215 and the STM32F303, respectively. To minimise execution time variability across runs of the same code, we fetch code from the Flash, disable the instruction and data cache and set the Flash access latency to 0 clock cycles. We collect power-based side-channel traces via the ChipWhisperer setup, with an acquisition board CW-308 UFO and the CW-1200 oscilloscope [NEWa]. We set the microcontrollers' clock frequency to 7.384 MHz, and the oscilloscope samples the power consumption at a rate of 29.538 MHz; hence, 4 samples per clock cycle are measured. The STM32F215 comes with an internal voltage regulator, which we leave turned on and set to 1.2V [NEWb].

5.2.4 Evaluation

For each UBench, we generate two datasets of randomly chosen input values: the *test* dataset and the *control* dataset. Then, for each input dataset, we collect a trace set of 30,000 power consumption traces, each of 90 samples. Finally, for both sets, we compute $\rho(L(X0, X1)_d, \mathbf{T}_{30k \times 90}^i)$, where $i \in [0, 90)$ and `X0`, `X1` belong to the test dataset (i.e., the control input dataset is unused). With this procedure, we verify that any correlation stems from `X0` and `X1` manipulation, and not from other experimental factors.

The two leftmost columns of Figure 5.3 report the results under the SHW leakage model (Eq. 5.1), whereas the two rightmost columns report the results under the HD leakage model (Eq. 2.4). Except for the UB-SHW-LDRB on the STM32F215, we observe that, when using the proper leakage model (i.e., SHW and HD for PPS-oriented and transition-oriented UBenchches, respectively) we observe a higher correlation in the *test* traces, confirming the presence of the targeted leakage effect. When looking for other effects (i.e., transitions in the PPS-oriented UBenchches, or PPS in transition-oriented UBenchches), we do not observe any significant correlation, indicating that the searched effect is negligible. Concerning the UB-SHW-LDRB, as explained in Section 5.2.2, we test all the different word layouts. For the sake of brevity, we only report the results of UB-SHW-LDRB for the layout illustrated in Listing 5.2, but all the other word layouts give similar results.

Finally, we observe lower correlation values for the STM32F215 as compared to the STM32F303. Such difference, potentially stemming from micro-architectural differences and/or the noise generated by the STM32F215's internal regulator (Section 5.2.3), provides us two distinct noise settings for the same leakage model. We will take advantage of this difference to explore the practical resilience of BM, ASM and IPM in different noise settings.

In this section, we have experimentally shown that both transition-based and PPS-based leakages potentially occur in software. In the following section, we employ the developed UBenchches to assess the security of masking encodings against transition-based and PPS-based leakages.

PEARSON'S CORRELATION COEFFICIENT

SHW LEAKAGE MODEL

HD LEAKAGE MODEL

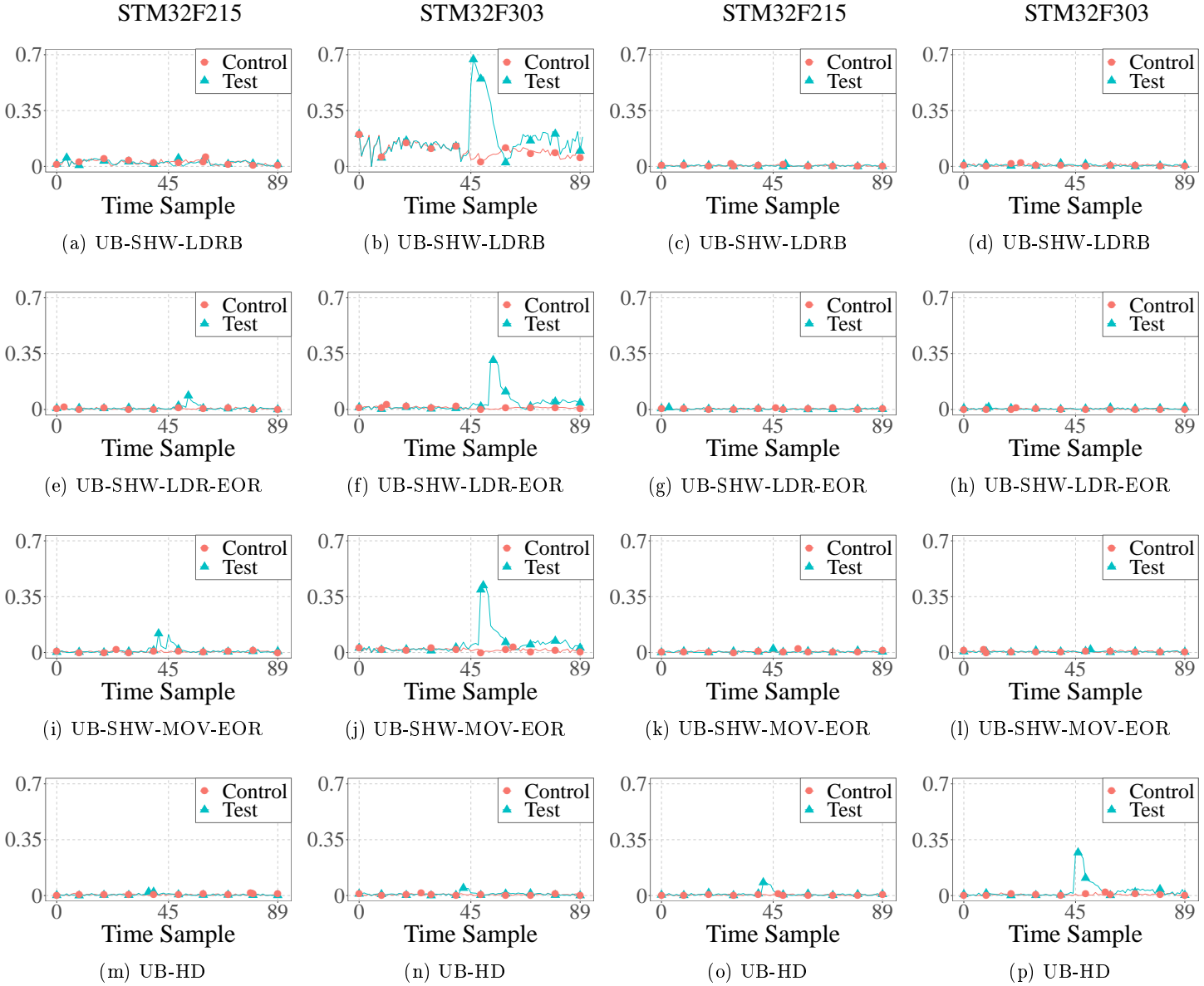


Figure 5.3: PCCorrl -based evaluation of PPS-based and transition-based leakages. Each row reports the PCCorrl from a different UBench: first row for UB-SHW-LDRB (Listing 5.2), second row for UB-SHW-LDR-EOR (Listing 5.3), third row for UB-SHW-MOV-EOR (Listing 5.4), fourth row for UB-HD (Listing 5.5). The two first columns report the results under the SHW leakage model, and the two last columns under the HD leakage model. The first and third column report the results for the STM32F215 board, whereas the second and fourth ones for the STM32F303 board. Each UBench is evaluated on two sets (*test* and *control*) of 30,000 power consumption traces.

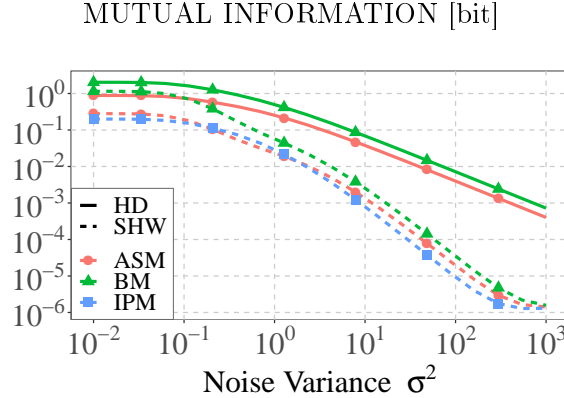


Figure 5.4: Information-theoretic leakage-resilience analysis results. The plot reports the numerically estimated $MI(X, L(\mathbf{X}_0, \mathbf{X}_1))$ evolution according to an increasing noise variance σ^2 (both in Log10 scale). We describe the leakage L as an AGN leakage model (Eq. 2.2), where $L(\cdot)_d = \text{SHW}$ or $L(\cdot)_d = \text{HD}$, for PPS-based and transition-based leakages, respectively. Due to estimation errors, for $\sigma^2 \geq 10^2$, the SHW curve diverges from the expected straight line. As IPM reaches perfect independence from X in the HD case, we omit the related curve.

5.3 Evaluation of the Practical Resilience of Masking Encodings

In the previous section, we have verified the presence of both transition-based and PPS-based leakages on our two target microcontrollers. The current section evaluates the practical resilience of first-order masking encodings against such leakage sources. We develop the evaluation in two settings: an *ideal* one (leakage model and leakage effect match); a *real* one (leakage model and leakage effect potentially differ). For the latter case, we rely on the UBenchcs designed to assess the presence of PPS and transition-based leakages (Section 5.2.2). We analyze the encodings' resilience in two steps: (a) quantification and comparison of the leaked information (Section 5.3.1); (b) exploitation of the leaked information through first-order analyses (Section 5.3.2).

5.3.1 Theoretical Evaluation

As remarked in Section 5.2.4, the SHW and HD leakage models might not perfectly describe the actual behavior of our target boards. In order to evaluate the leakage resilience in the case such models capture the leakage behavior, we firstly conduct an information-theoretic analysis. For such purpose, we numerically estimate $MI(X, L(\mathbf{X}_0, \mathbf{X}_1))$, where $X \in \mathcal{X}_{2^4}$ and the shares $\mathbf{X}_0, \mathbf{X}_1 \in \mathcal{X}_{2^4}$ encode X according to BM, ASM or IPM. For IPM, we arbitrarily select $\mathbf{L} = (1, 6) \in \mathbb{F}_{2^4}^2$. We describe the leakage L via an AGN leakage

PEARSON'S CORRELATION COEFFICIENT

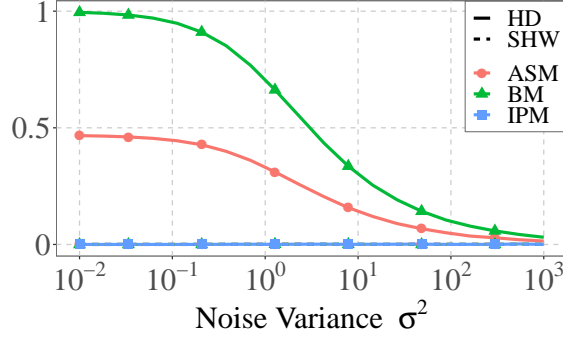


Figure 5.5: PCorrl-based leakage resilience analyses results on simulated traces. The plot reports $\rho(\text{HW}(X), L(\mathbf{X}_0, \mathbf{X}_1))$ according to an increasing noise variance σ^2 (Log_{10} scale), for the HD and SHW models. We generate 1,000,000 power consumption traces, each of 1 sample. We simulate the traces according to an AGN leakage model (Eq. 2.2), where $L(\cdot)_d = \text{SHW}$ or $L(\cdot)_d = \text{HD}$, for PPS-based and transition-based leakages, respectively. The metric does not detect correlation with X under the SHW for BM, ASM and IPM.

model (Eq. 2.2). According to the targeted leakage effect, we employ either $L(\cdot)_d = \text{SHW}$ or $L(\cdot)_d = \text{HD}$.

Figure 5.4 reports the results of the information-theoretic leakage evaluation. We observe that the BM encoding leaks the most, while the IPM one leaks the least. Comparing the information leakage between the two leakage models, the SHW model not only provides the least information quantity, but it decreases faster. This is witnessed by the slope of the curves, as the SHW curve reports a slope of -2 , whereas the HD one reports a slope of -1 . As reported by Duc et al., such slope reports the minimal statistical moment to break the encoding [DFS19].

We verify this observation by mounting a first-order correlation analysis on simulated power consumption traces. Specifically, we generate 1,000,000 traces, each of 1 sample, via an AGN leakage model, and we compute $\rho(\text{HW}(X), L(X_0, X_1))$, where $X, \mathbf{X}_0, \mathbf{X}_1 \in \mathcal{X}_{24}$. Figure 5.5 reports the results of the first-order analyses. As expected, under the HD model, we detect correlation for both the BM and ASM encodings. Consistently with the information-theoretic analysis, we do not detect correlation for the IPM encoding. Concerning the SHW case, the first-order analysis does not identify correlation with the encoded value X . Such evidence illustrates the need of, at least, a second-order statistical moment to correlate with X .

From the information-theoretic analyses, we have observed that ASM and IPM encodings tend to better mitigate transition-based and PPS-based leakages. We corroborated such analyses by first-order moment analyses, evaluating the correlation between the en-

coded value and the simulated power consumption. We have observed results consistent with the information-theoretic ones. Furthermore, we have highlighted how first-order moments cannot detect any information in the presence of PPS-based leakage.

Having obtained an overview of the resilience of first-order BM, ASM and IPM in an ideal setting (i.e., the leakage models perfectly describes the target leakage effect), in the next section we evaluate the resilience of such encodings in a more realistic context.

5.3.2 Experimental Evaluation

In the previous subsection, we have analyzed the information-theoretic resilience of first-order BM, ASM and IPM. We have completed the analyses with a PCorrl-based evaluation on simulated traces. Such evaluation has remarked the better leakage resilience of ASM and IPM encodings. Although the interest provided by an ideal setting (i.e., simulated traces), masked software implementations are executed in an imperfect one, where the leakage behavior potentially deviates from the hypothetical one. As such, in this section we evaluate the leakage resilience of the three masking schemes when the first-order encodings are manipulated on our two boards, the STM32F215 and STM32F303. For this purpose, we reuse the UBenchs of Section 5.2.2, which stimulate PPS-based and transition-based leakages. Differently from the information-theoretic analyses, for IPM we arbitrarily select $\mathbf{L} = (1, 170) \in \mathbb{F}_{2^8}^2$.

For each UBench, we capture 4,000,000 traces, each of 90 samples. We quantify the leaked information by computing $\text{HI}(X, \mathbf{T}_{4M \times 90}^i)$. We set the random target inputs $\mathbf{X}_0, \mathbf{X}_1$, manipulated by each UBench, to the realization of the shares $\mathbf{X}_0, \mathbf{X}_1 \in \mathcal{X}_{2^8}$, in each of the studied masking encodings BM, ASM, and IPM. As stated in Section 2.2.3, the HI provides an upper bound of MI. This property is of particular interest in our case as we want to conservatively assess the amount of leakage. HI also converges towards the true MI as the number of traces gets higher [Bro+19].

The first two columns of Figure 5.6 present the results of the HI analysis for the considered masking encodings and UBench. We compute the HI via the ENNEMI Python library [Laa22] which implements a k -nearest-neighbor-based algorithm. Although the high number of traces and the univariate setting which favors HI convergence, we observe weak information leakage on the STM32F215 for both UB-SHW-LDR-EOR and UB-SHW-LDRB. As shown in Figure 5.3, PPS leakage seems very low on this board, which may explain this result. On the STM32F303, UB-SHW-LDR-EOR and UB-SHW-LDRB show a tiny peak of information, which significance is uncertain. By contrast, peaks of information are clearly visible for UB-SHW-MOV-EOR and the UB-HD on both boards. As expected, the BM encoding leaks the most information, while leakage is hardly visible for the IPM with the given number of traces.

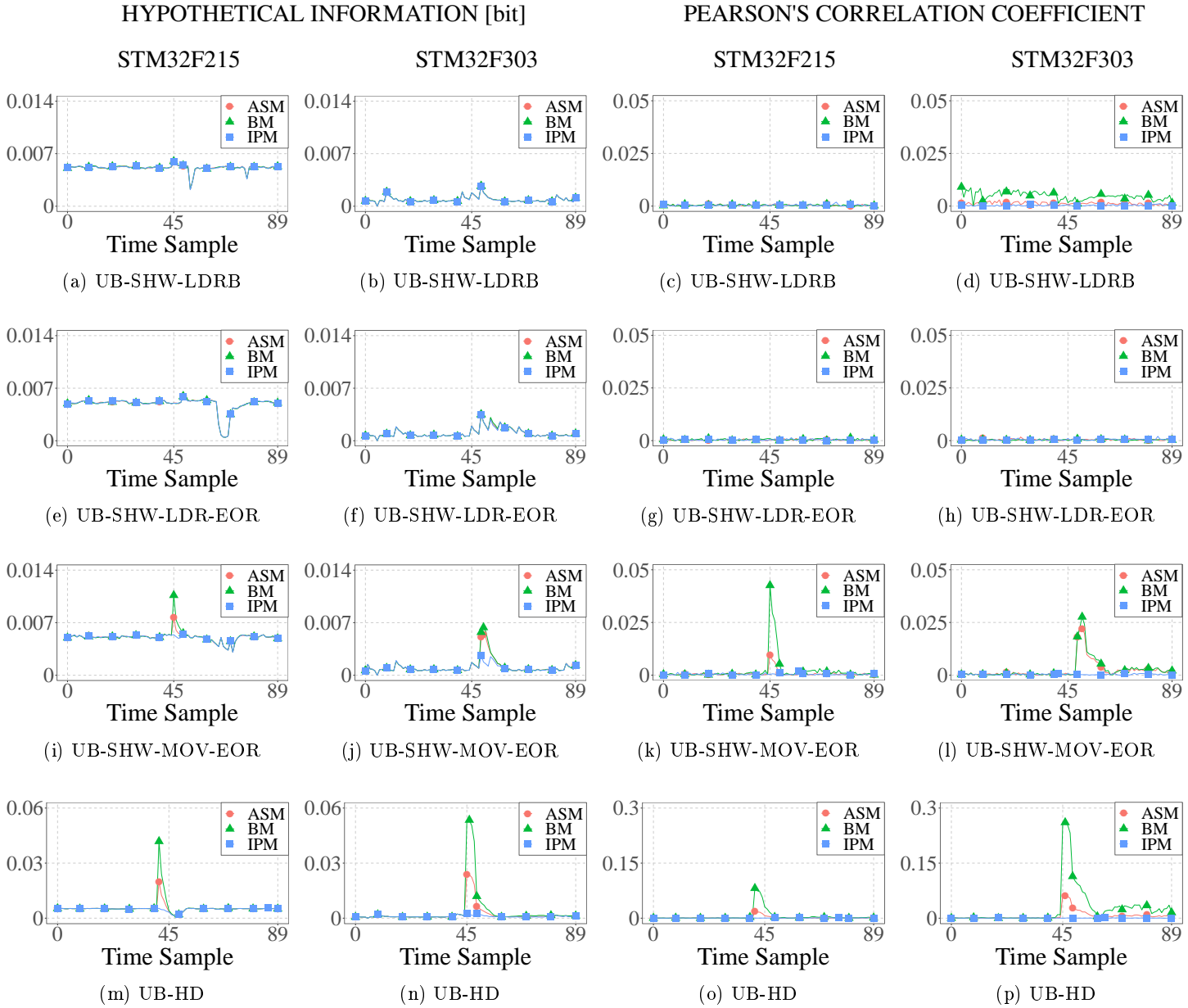


Figure 5.6: Experiment-based quantification of the transition-based and PPS-based leakages. Each row reports the PCorrI from a different UBench: first row for UB-SHW-LDRB (Listing 5.2), second row for UB-SHW-LDR-EOR (Listing 5.3), third row for UB-SHW-MOV-EOR (Listing 5.4), fourth row for UB-HD (Listing 5.5). The first two columns report the HI metric, whereas the last two report the PCorrI metric. The first and third column reports the results for the STM32F215 board, whereas the second and fourth one for the STM32F303 board. For each UBench and board, we compute the PCorrI on a 4,000,000 power consumption trace set.

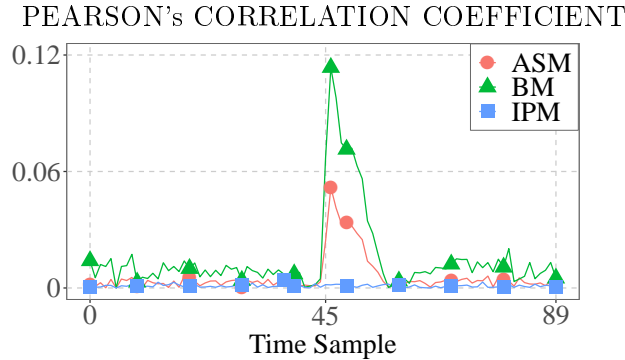


Figure 5.7: Evaluation of the BLD approach (Section 5.1.2). We collect 4,000,000 power consumption traces and apply the BLD approach for $k = 10$. We compute the PCorr1 by means of the HW model. We collect the traces during the execution of the UB-SHW-LDRB (Listing 5.2) on the STM32F303 board.

For completeness, we also run first-order moment analyses on the same trace sets. Specifically, we compute $\rho(\text{HW}(X), \mathbf{T}_{4M \times 90}^i)$ where $i \in [0, 90)$. The last two columns of Figure 5.6 report the results.

Unexpectedly, we observe a correlation peak for the UB-SHW-MOV-EOR. As explained in Section 5.3.1, a first-order moment cannot detect correlation with an encoded value via PPS-based leakage. Still, the peak takes place at the same time sample where we have verified the presence of PPS-based leakage (Section 5.3). Hence, we ascribe the observed correlation to a recombination effect that occurs *simultaneously* with the PPS event.

Up to now, we have evaluated the leakage resilience of different masking encodings against transition-based and PPS-based leakages. Concerning transition-based leakages, the results highlight the better leakage resilience of ASM and IPM encodings. Concerning the PPS-based ones, although the use of 4,000,000 traces, the HI-based analyses hardly identify any PPS-based information leakage. Nonetheless, a different approach e.g., use of the BLD preprocessing [MM17], could take better advantage of the existing information leakage.

With this last remark, we employ the BLD preprocessing proposed by Moos and Moradi [MM17]. Their approach takes advantage of the PPS, converting higher-order leakages into lower-order ones, reducing the security order of the encoding (Section 5.1.2). We directly focus on experimental analyses, as simulation-based ones are extensively provided in the original work [MM17]. Due to its high correlation with the PPS-based leakage (Figure 5.3), we limit our analysis to the trace set collected with the UB-SHW-LDRB execution on the STM32F303. From experimental attempts, we identified $k = 10\%$

(i.e., 400,000 traces per sample) as a good threshold. Figure 5.7 provides the correlation curves from the BLD-based analyses. This time, we detect correlation peaks for both BM and ASM encodings, confirming the potential exploitability of PPS-based leakage.

In this section, we have shown that transition-based and PPS-based leakages represent a concrete vulnerability in software masking implementations, leaking exploitable information through simple first-order analyses. Among the selected candidates, the IPM was found to be the least vulnerable, preventing even the exploitation of higher-order leakages by means of the BLD approach. Yet, such approach relies on the HW model's distribution of the encoded value X , independently of the targeted masking scheme and leakage source. In reality, the distribution of HD and SHW model changes with the masking encoding. In the following section, we take advantage of this observation to break all the evaluated masked software implementations of AES with first-order analysis.

5.4 Exploitation of Leakage Model Distribution in Improved Correlation Attacks

In the previous section, we have evaluated the resilience of BM, ASM and IPM first-order encodings, remarking the better leakage resilience of ASM and IPM ones. This result stems from the consistent employment of the HW to model the leakage of the encoded variable X . In general, such model provides low discrimination capabilities when targeting recombination effects as transitions. For instance, given a first-order IPM encoding of an arbitrary X , $\text{HD}(\mathbf{X}_0, \mathbf{X}_1) \neq \text{HW}(X)$. The same observation holds for PPS-based leakages. In this section, we take advantage of the above remark to enhance the practical security investigation of masking encodings. We proceed as follows: first, we elaborate on the unsuitability of the HW model when targeting transition-based and PPS-based leakages, and we discuss how to exploit the leakage model's distribution to build more efficient ones. Then, we put in practice the developed models, mounting first-order analyses and compare the new security results with the previous ones.

5.4.1 Rationale

When targeting leakages involving multiple shares, generally the HW model provides low discrimination capabilities. Considering the case of transitions and PPS-based leakages, the HD and SHW distributions are different from the HW one (Eq. 5.3, Eq. 5.4).

$$\mathcal{D}_{(\text{HD}(\mathbf{x}_0, \mathbf{x}_1), X)} \neq \mathcal{D}_{(\text{HW}(X), X)} \quad (5.3)$$

$$\mathcal{D}_{(\text{SHW}(\mathbf{x}_0, \mathbf{x}_1), X)} \neq \mathcal{D}_{(\text{HW}(X), X)} \quad (5.4)$$

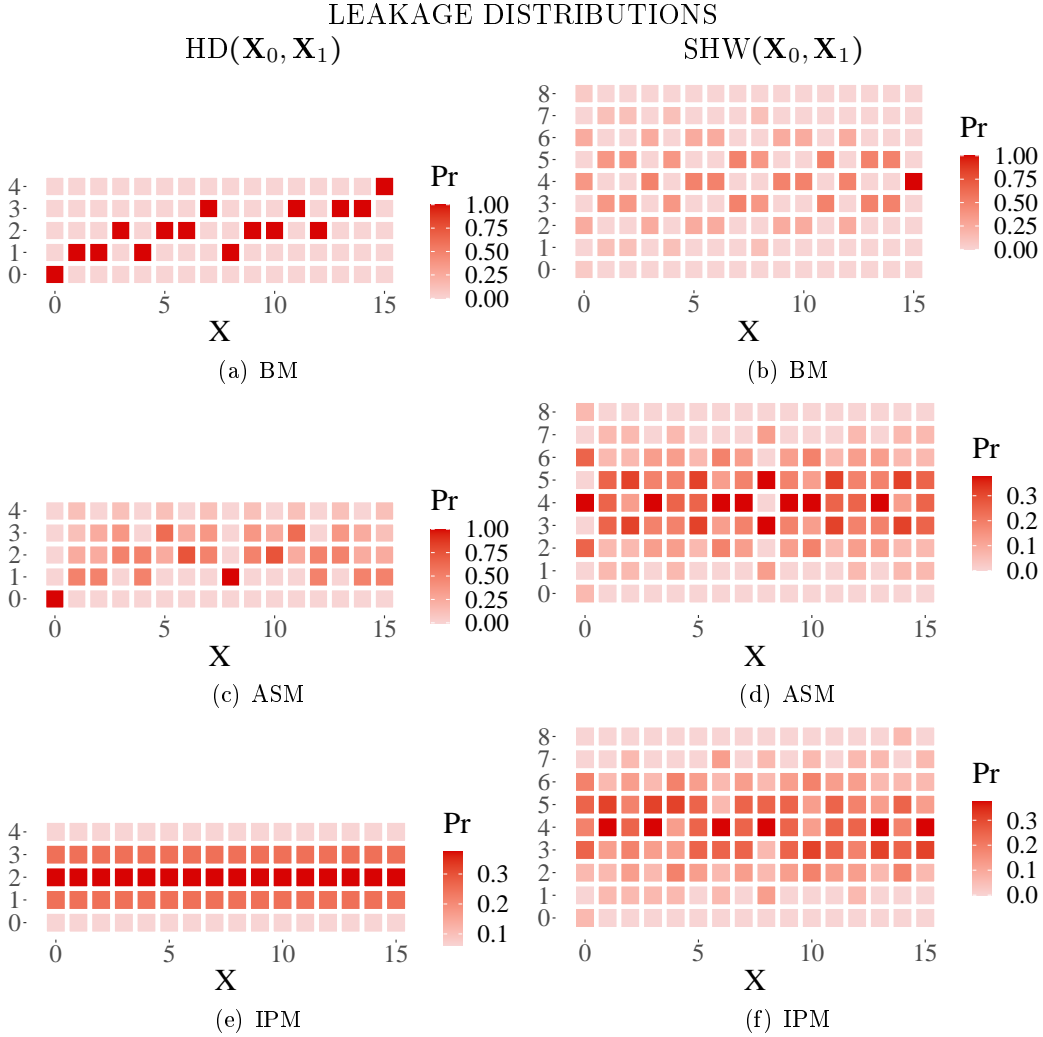


Figure 5.8: Distribution of the HD and SHW leakage models. Given $X \in \mathcal{X}_{2^4}$, the first column reports $\mathcal{D}_{(\text{HD}(\mathbf{x}_0, \mathbf{x}_1), X)}$, whereas the second one reports $\mathcal{D}_{(\text{SHW}(\mathbf{x}_0, \mathbf{x}_1), X)}$, where $\mathbf{X}_0, \mathbf{X}_1 \in \mathcal{X}_{2^4}$ represent the shares obtained from the application of BM (first row), ASM (second row) or IPM (third row) to X .

Figure 5.8 reports the distributions $\mathcal{D}_{(\text{HD}(\mathbf{x}_0, \mathbf{x}_1), X)}$ and $\mathcal{D}_{(\text{SHW}(\mathbf{x}_0, \mathbf{x}_1), X)}$ for BM, ASM and IPM. As the distributions differ, so the marginal distributions do. It is possible to exploit such difference to define (statistical-)moment-based leakage models.

For instance, we can associate to each X 's realization the first-order moment of the marginal $\mathcal{D}_{(\text{HD}(\mathbf{x}_0, \mathbf{x}_1), X=x)}$:

$$\text{HD}_{\text{fo}}(x) = \frac{1}{|\mathbb{F}_{2^8}|^2} \sum_{\mathbf{x}_i \in \mathbb{F}_{2^8}, x = \bigoplus_i x_i} \text{HD}(\mathbf{x}_0, \mathbf{x}_1) \quad (5.5)$$

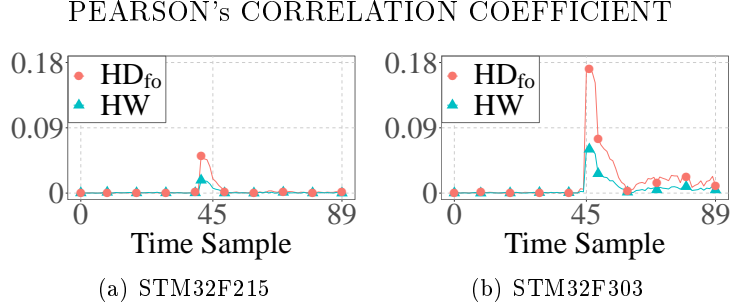


Figure 5.9: Experiment-based comparison of the HD_{f_0} and the HW leakage models. We consider the ASM case. We compute PCorr_l on 4,000,000 power consumption traces. We collect traces during the execution of the UB-HD (Listing 5.5) on the STM32F215 and the STM32F303 boards.

Nevertheless, such moment-based approach cannot improve the PCorr_l results in the IPM case, as the $\mathcal{D}_{(\text{HD}(\mathbf{x}_0, \mathbf{x}_1), X)}$ is independent of X (and thus, any statistical moment is independent of X).

Concerning the SHW model, which we use to model the PPS-based leakages, the $\mathcal{D}_{(\text{SHW}(\mathbf{x}_0, \mathbf{x}_1), X)}$'s first-order moment is independent of X , for all the three masking schemes. Thus, we can not straightforwardly employ the moment-based version:

$$\text{SHW}_{f_0}(x) = \frac{1}{|\mathbb{F}_{2^8}|^2} \sum_{\mathbf{x}_i \in \mathbb{F}_{2^8}, x = \odot_i x_i} \text{SHW}(\mathbf{x}_0, \mathbf{x}_1) \quad (5.6)$$

Yet, we can resort on the BLD preprocessing to make $\mathcal{D}_{(\text{HD}(\mathbf{x}_0, \mathbf{x}_1), X)}$'s mean secret-dependent. We define the biased version of the SHW_{f_0} model:

$$\text{SHW}_{f_0, k\%}(x) = \frac{1}{|\mathbb{F}_{2^8}|^2} \sum_{\mathbf{x}_i \in \mathbb{F}_{2^8}, x = \odot_i x_i} \text{SHW}_{k\%}(\mathbf{x}_0, \mathbf{x}_1) \quad (5.7)$$

where

$$\text{SHW}_{k\%}(\mathbf{x}_0, \mathbf{x}_1) = \begin{cases} \text{SHW}(\mathbf{x}_0, \mathbf{x}_1), & \text{if } \text{SHW}(\mathbf{x}_0, \mathbf{x}_1) \in \mathbb{O}_{k\%}(x) \\ 0, & \text{otherwise} \end{cases}$$

and $\mathbb{O}_{k\%}(x)$ contains the $k\%$ lowest (or highest) realization of $\text{SHW}(\mathbf{X}_0, \mathbf{X}_1)$ when $X = x$.

5.4.2 Evaluation

We start with a first evaluation of the HD_{f_0} leakage model for transition-based leakages. We target the ASM scheme, as for BM we cannot improve the results, and the IPM is intrinsically immune to this leakage type. We compute $\rho(\text{HD}_{f_0}(X), \mathbf{T}_{4M \times 90}^i)$, with $\mathbf{T}_{4M \times 90}$ the trace set collected from the STM32F303 board executing UB-HD. Figure 5.9 confirms

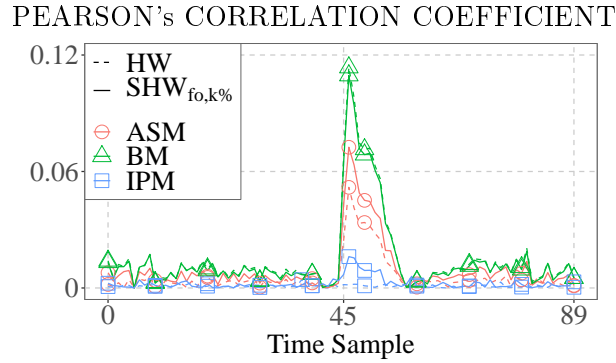


Figure 5.10: Experiment-based comparison of the HW and the $\text{SHW}_{\text{fo},k\%}$ model. We consider the case of the BLD-based PCorrl analyses, for $k = 10$ (Section 5.1.2). For the $\text{SHW}_{\text{fo},k\%}$ model, we set $k = 10$. We compute PCorrl over 4,000,000 power consumption traces. We collect the traces during the execution of the UB-SHW-LDRB (Listing 5.2) on the STM32F303 board.

the better suitability of the first-order moment leakage model, as we get a higher PCorrl value with respect to the HW model. Then, we test the improvements concerning the exploitation of PPS-based leakages. We employ the $\text{SHW}_{\text{fo},k\%}$ model against each masking scheme, computing $\rho(\text{SHW}_{\text{fo},k\%}(X), \mathbf{T}_{4M \times 90}^i)$, with $\mathbf{T}_{4M \times 90}$ the trace set collected from the STM32F303 board executing UB-SHW-LDRB. We experimentally select $k = 10\%$ (i.e., 400,000 traces per each $0 \leq i < 90$ sample) as it works well for BM, ASM and IPM. Figure 5.10 compares the PCorrl when employing the HW model and our moment-based leakage model. The HW allows the detection of correlation peaks in the case of BM and ASM schemes, but none in the IPM case. In contrast, our moment-based model not only improves the correlation results for the ASM, but it detects a correlation peak in the IPM case.

Such results corroborate the observations made in Section 5.3, remarking the better leakage resilience of ASM and IPM encodings against transition-based and PPS-based leakages.

5.5 Side-Channel Resilience of Software Masked AES-128

With Section 5.3 and Section 5.4, we assessed the practical security of different first-order masking encodings. Such analyses are fundamental to get insights on the achievable security of masked implementations. Inner-product encoding has showed perfect resistance against transition-based leakage, while Boolean and arithmetic encodings were more vulnerable. All masking encodings have showed vulnerability to PPS-based leakage. We question how these findings translate to a full implementation.

This section aims at evaluating the impact of transition-based and PPS-based leakages on 4 software implementations of the AES-128 block cipher: an unprotected version (*vanilla* from now on) and three masked ones, one for each masking scheme investigated. We have released the investigated implementations (both C and binary codes) as publication artefacts (<https://zenodo.org/record/8094516>).

Our security assessment splits in two phases: firstly, we evaluate whether the masked implementations leak information; secondly, we assess the resistance of these implementations against the exploitation of the (potential) leakage. The first phase relies on the TVLA methodology (Section 2.4.1) to provide an assessment independent on the class of the attacker. The second phase relies on the same techniques employed to analyze the masking encodings (Section 5.3, Section 5.4). We start by exploiting univariate first-order moment leakages, then we exploit univariate higher-order moment leakages with the BLD technique (Section 5.1.2). This last phase is particularly important to assess the practical security against PPS, since its first-order moment leakages can't be directly exploited (Section 5.3.1).

5.5.1 Experimental Setup

The vanilla implementation follows the FIPS-PUB-197 specification [NIS01], except for the key scheduling: the implementation generates the next round key between the Sub-Byte and the MixColumns steps.

Each first-order masked implementation follows by the manual application of the related masking scheme to the vanilla implementation. In particular, the BM and IPM ones follow the specification of Rivain et al. [RP10] and Balasch et al. [BFG15], respectively. For the IPM version, we resort to $\mathbf{L} = (1, 170) \in \mathbb{F}_{2^8}^2$, the same we have employed for the experiment-based analyses (Section 5.3, Section 5.4). We implement the finite field multiplication using log/exp tables [GR17].

Concerning the ASM implementation, an inherent difficulty is the masking of the field addition (i.e., the eXclusive-OR, XOR). Indeed, the XOR is *non-linear* with respect to the arithmetic-sum operation. We mask the XOR operation by means of a masked lookup table. A straightforward tabulation of the operation would require 2^{16} byte of memory. To reduce the memory consumption, we tabulate the XOR on 4 bits, where the concatenation of the least (and most) significant inputs' nibbles indexes the table. We compute the XOR between two 8-bit inputs as a double access to such table: one to process the least significant nibbles of the inputs, and one to process the most significant ones. We remark that, the output carry of the arithmetic-sum potentially leaks information on the processed values. To prevent such leakage, we precharge the landing bit of the output carry with a fresh random value.

Table 5.1: Mean execution time (in clock cycles), number of calls to the PRNG, and segment size (in bytes) of each AES-128 implementation.

Version	Execution time		PRNG calls	Segment size		
	STM32F303	STM32F215		.text	.data	.bss
Vanilla	3,524	4,180	0	1,016	525	0
BM	70,310	73,478	35	4,384	276	324
ASM	469,615	498,805	13,463	14,936	280	840
IPM	202,318	213,580	3,234	12,836	8,756	152

In the vanilla implementation, for performance reasons, we tabulate the SBOX and the XTIME functions. In the ASM implementation, we implement the same functions by means of masked lookup tables. Concerning the BM and IPM implementations, we compute those functions on the fly.

We resort to the experimental setup introduced in Section 5.2.3 (software toolchain and side-channel measurement setup). We develop each implementation in C language, and compile them with the compiler toolchain and compilation options reported in Section 5.2.3. Table 5.1 reports the mean execution time, number of PRNG calls, and memory usage of each AES-128 implementation. We report these metrics for both the STM32F215 and STM32F303. Each masked implementation draws fresh randomness from the XOROSHIRO64** 1.0 PRNG [BV21]. The execution time from Table 5.1 includes the time spent in the PRNG. We remark the long execution time (500,000 clock cycles on the STM32F215) for the ASM implementation. We ascribe it to the Mix-Columns step, which performs several accesses to the table-based XOR implementation. Our experimental setup provides us with correctly aligned side-channel traces. Hence, we do not require any realignment of the traces.

For the purpose of our analyses (e.g., leakage resilience against physical effects), we have to guarantee the correct application of the masking scheme. Each of the selected scheme considers a *value-based* leakage model. Thus, we verify that no value-based leakage can be detected in each implementation. To this end, we run TVLA analyses on simulated traces collected during the execution of each implementation on a ISA-level simulator of the ARMv7 profile. Specifically, we simulate the power consumption stemming from the usage of the register file and memory requests via load and store instructions. For all the implementations, we accept the null hypothesis (i.e., the implementation does not leak in the value-based model), proving the correct application of the three considered masking schemes.

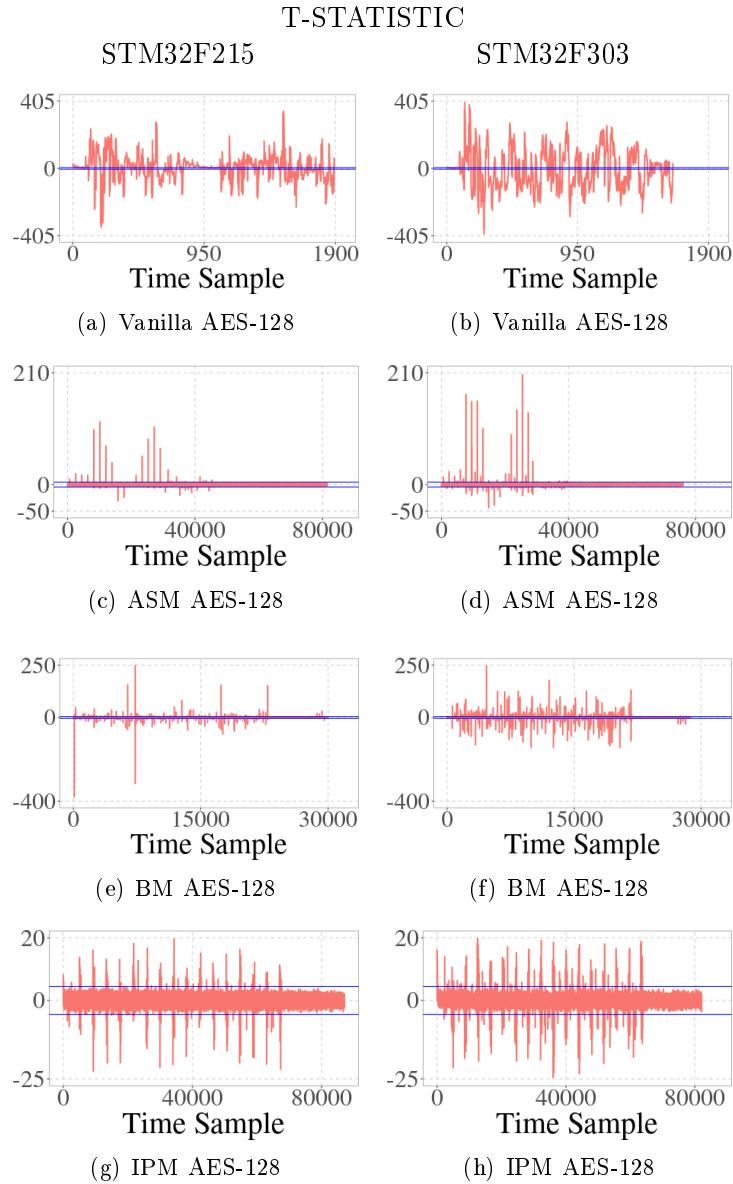


Figure 5.11: TVLA results on the four AES-128 implementations. In red, we report the *maximum* t-statistic between two t-tests. In blue, the t-statistic threshold (± 4.5) for the null hypothesis rejection. We execute each t-test by using a distinct fixed key. The first column refers to the STM32F215 board, whereas the second one to the STM32F303 board. Each plot refers to a 15,000-vs-15,000 t-test, except for the IPM AES-128, which refers to a 90,000-vs-90,000 t-test.

5.5.2 Information Leakage Evaluation

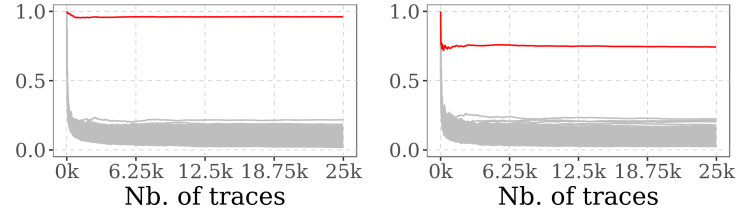
As a first step in the leakage resilience assessment of our AES-128 implementations, we proceed with the TVLA methodology. Precisely, we analyse the first round of each implementation, except for the ASM implementation: as pointed out in Section 5.5.1, the MixColumns step accounts for the largest part of the execution time. To reduce the trace collection time without compromising the validity of our results, we exclude the ASM’s MixColumns from the leakage evaluation. As introduced in Section 2.4.1, the TVLA allows an evaluator to determine whether an implementation leaks or not, independently on the particular attack or leakage model. For the vanilla, BM and ASM implementations, we collect 15,000 power consumption traces for both fixed and random sets, respectively. Concerning the IPM implementation, we have observed that it is characterised by a higher leakage resilience (Section 5.3, Section 5.4). To be more confident in the evaluation, we perform the same assessment with 90,000 power-based traces for both the fixed and random trace set. As explained in Section 2.4.1, the TVLA methodology is prone to errors of type I and II, where the latter represents the most problematic ones. To cope with them, for each implementation, we repeat the TVLA assessment two times, each with a distinct fixed key, and we measure the maximum absolute t-statistic for each sample point of the traces. Figure 5.11 reports the TVLA results for each AES-128 implementation and each target board.

The vanilla, BM and ASM implementations leak information along the whole first round. As we have verified that the masking countermeasure is correctly applied at binary level, and as first-order statistical moments cannot detect leakage from PPS, we ascribe such leakage to recombination effects (e.g., transitions).

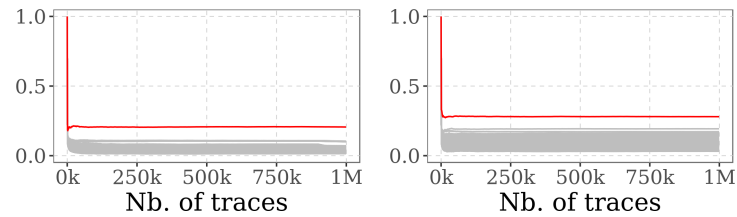
We remark that the ASM implementation presents fewer leaking samples than the BM. The algebraic structure of the ASM encoding potentially contribute to such observation.

Unexpectedly, the leakage assessment on the IPM implementations reveal several leakage points along the first round. We found out that the source of such leakages stems from recombination effects that impact the log/exp-based field multiplication. Specifically, we have verified the statistical dependence between $\text{HD}(\log_3(\mathbf{X}_0), \log_3(\mathbf{X}_1))$ and the encoded value x . We conjecture that the non-linear nature of the logarithm function introduces some *bit-interaction* effect between the share’s bits. Such effect counteracts the *randomness diffusion* of the IPM, making transition-based leakage again exploitable. Yet, we remark that, despite the higher number of employed traces, we observe a way lower magnitude of the t-statistic with respect to the one of the other implementations.

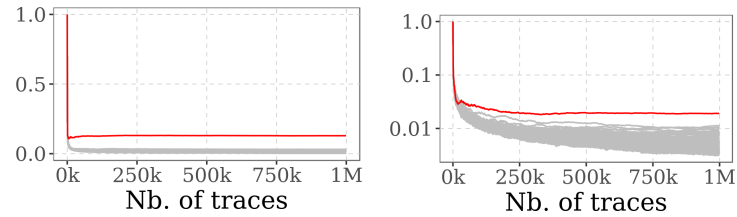
PEARSON'S CORRELATION COEFFICIENT
STM32F215 STM32F303



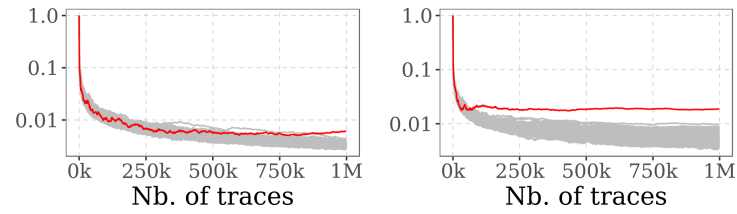
(a) Vanilla AES-128, SBOX Output, HW (b) Vanilla AES-128, SBOX Output, HW



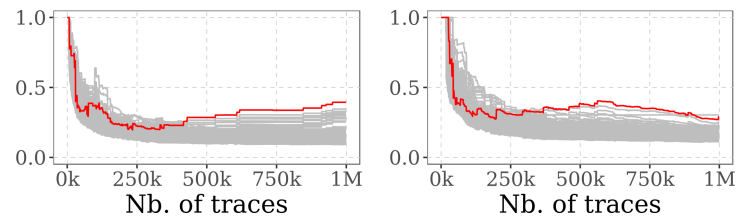
(c) BM AES-128, SBOX Output, HW (d) BM AES-128, SBOX Output, HW



(e) ASM AES-128, SBOX Output, HD_{fo} (f) ASM AES-128, SBOX Output, HD_{fo}



(g) IPM AES-128, SBOX Input, $HD_{fo,log}$ (h) IPM AES-128, SBOX Input, $HD_{fo,log}$



(i) IPM AES-128, SBOX Output, $SHW_{fo,k\%}, k = 0.5\%$ (j) IPM AES-128, SBOX Output, $SHW_{fo,k\%}, k = 0.5\%$

Figure 5.12: CPA results for the four AES-128 implementations. In grey, the wrong key hypotheses, whereas in red the correct one. Figure 5.12(f), 5.12(g) and 5.12(h) report the PCorrl in Log10 scale. For each implementation, we employ a different leakage model (Table 5.2). For the $SHW_{fo,k\%}$ model, the X-axis reports the number of collected traces (i.e., before applying the BLD technique). Each row refers to a different implementation/leakage model combination. First and second columns refer, respectively, to the STM32F215 and STM32F303 board.

Table 5.2: Summary of the leakage models used for the side-channel analysis of each AES-128 implementation.

IMPLEMENTATION(S)	LEAKAGE MODEL	
	TRANSITIONS	PPS
Vanilla, BM	HW (Eq. 2.5)	-
ASM	HW, HD _{fo} (Eq. 5.5)	-
IPM	HW, HD _{fo,log} (Eq. 5.8)	SHW _{fo,k%} (Eq. 5.7)

5.5.3 Information Leakage Exploitation

In the previous section, we have assessed the leakage resilience of our AES-128 implementations. We have observed results consistent to the encoding analyses (Section 5.3, Section 5.4), except for the IPM. In fact, we have observed unexpected leakage stemming from the finite field multiplication. Despite the presence of leakage, the TVLA methodology does not provide any clue concerning the *exploitability* of the leaked information.

With this section, we explore the resilience of our masked software implementations against information leakage exploitation; specifically, against univariate side-channel attacks.

To this end, we rely on standard, BLD-based (Section 5.1.2) and moment-based CPA attacks (Section 5.4). For each implementation and target board, we measure 1,000,000 power traces.

The side-channel analysis proceeds as follows. We analyze the usage of the first secret key byte during the SubByte step of the first round, and we compute $\rho(L(X)_d, \mathbf{T}_{1M \times m}^j)$, where m varies according to the target implementation. Table 5.2 summarises the leakage models $L(\cdot)_d$ employed to attack each implementation.

For the IPM implementations, we also target the SubByte’s input, which comes as result of the field implementation. We employ the first-order-moment leakage model HD_{fo,log}:

$$\text{HD}_{\text{fo,log}}(x) = \frac{1}{|\mathbb{F}_{2^8}|^2} \sum_{\mathbf{x}_i \in \mathbb{F}_{2^8}} \text{HD}(\log_3(\mathbf{x}_0), \log_3(\mathbf{x}_1)) \quad (5.8)$$

Figure 5.12 reports the results of the different CPA attacks, and Table 5.3 reports the minimum number of traces required to mount a successful CPA attack. Despite the correct application of the masking scheme on the binaries, we use only 140 and 241,000 traces to break the BM and ASM implementations, respectively. Consistently with the result from Section 5.4, the HD_{fo} model improves the attack efficiency against the ASM implementation, reducing up to $\times 8.6$ times the minimum number of traces to mount a successful CPA attack, with respect to a plain use of the HW model.

Table 5.3: Minimum number of traces to mount a successful CPA attack against the AES-128 implementations. We report **failed** in case of attack failure with 1,000,000 traces.

Device	STM32F215				STM32F303			
Version	Vanilla	BM	ASM	IPM	Vanilla	BM	ASM	IPM
Number of traces	5	140	2970 (HW) 1710 (HD _{fo})	failed (HW) 867k (HD _{fo,log})	16	49	241k (HW) 28k (HD _{fo})	failed (HW) 82k (HD _{fo,log})

By targeting the SBOX input, we successfully retrieve the target key byte on IPM implementations. This suggests that the design of masking schemes should also consider the implementation of the employed algorithms (e.g., finite field multiplication). We remark that the attack on the STM32F215 takes longer to succeed. This may be due to the lower accuracy of the HD model for this device and/or the higher noise affecting the platform (Section 5.2.4).

We conclude the leakage exploitation analyses with the BLD-based CPA attacks (Section 5.1.2). We evaluate the resilience of each implementation according to several k values. Table 5.4 reports the rank of the correct key hypothesis with 1,000,000 traces, and the minimum traces number to reach that rank. On the STM32F303, the correct key hypothesis frequently appears among the best correlated key candidates. Table 5.4 reports the number of traces necessary to observe the correct key byte hypothesis among the four best correlated key candidates. Then, an attacker can enumerate the 4^{16} possible 128-bit keys.

We remark that (1) the choice of the threshold value k is relevant to mount a successful CPA attack, (2) that low k values increase the probabilities of a successful side-channel attack. We ascribe this to the higher noise setting compared to more controlled context of the encoding analyses (Section 5.3, Section 5.4).

Our results emphasize the threat that PPS and recombination effects represent. Also, we highlight the practical security impact of different representations of data in a masked software implementation (e.g., logarithm of a share). As a first guideline to mitigate PPS-based leakages exploitation, developers should avoid packing shares within the same word (Listing 5.2). However, such condition is necessary but not sufficient, as PPS potentially stems from other sources (Section 5.2.2).

5.6 Discussion

In this section, we warn about unanticipated sources of weaknesses in masked implementations, then we discuss how parallel-oriented architectures and programming models

Table 5.4: Key rank of the correct key guess when employing the $\text{SHW}_{fo,k\%}$ against IPM implementations. We report the correct key guess rank and related number of traces for $k \in \{0.1\%, 0.2\%, \dots, 1\%, 2\%\}$. We omit the entries for $k > 2\%$, as we have not succeeded in the attack. The number of traces corresponds to the number of *collected* traces (i.e., not the number of traces actually analyzed).

Threshold (%)		0.1	0.2	0.3	0.4	0.5	0.6	0.7	0.8	0.9	1	2
STM32F215	Key rank at 1M traces	1	1	1	1	1	1	1	1	6	7	1
	Number of traces to get to this rank	430k	608k	417k	333k	430k	512k	430k	426k	417k	417k	814k
	Number of traces to get to top 4 rank	416k	417k	235k	333k	412k	401k	417k	417k	—	—	531k
STM32F303	Key rank at 1M traces	3	6	10	7	2	1	4	4	7	7	4
	Number of traces to get to this rank	460k	998k	997k	368k	368k	997k	997k	994k	974k	987k	784k
	Number of traces to get to top 4 rank	460k	—	—	—	324k	494k	997k	994k	—	—	784k

can introduce PPS in software, and we give some principles to prevent the vulnerabilities created by PPS.

5.6.1 On the Resilience of IPM to Transition-based Leakage

In Section 5.3, we have showed that IPM encodings are immune to transition-based leakages, which is consistent with literature knowledge. Yet, in Section 5.5 we have successfully attacked IPM masked implementations through a model targeting such leakages. We found the root cause in the use of logarithms in the finite field multiplication implementation. Transition-based leakages on logarithm representation of the encodings have induced exploitable leakage. Such gap underlines the importance of studying the masking resistance both theoretically and practically. It suggests that the different representations of masked encodings used in an implementation should all be considered for security assessment.

5.6.2 PPS and Parallel-Oriented Architectures

The PPS threat emerges whenever *data processing parallelism* can be achieved. From a hardware point of view, PPS readily extends to any architecture encompassing any kind of feature implying data parallelism. In our work, we focused on simple micro-architectures encompassing instruction pipelining, which implies a sort of data parallelism. Gigerl et

al. show that super-scalar micro-architectures exhibit more sources of transition-based leakage [GPM21] due to pipeline depth and multiple issuing of instructions. In such micro-architectures, data parallelism is exacerbated, and so the possible occurrence of PPS.

Instruction Set Extensions (ISE) play an important role in the introduction of PPS. Miayjan et al. suggest the employment of SIMD (Single Instruction Multiple Data) ISE to provide efficient and secure masked software implementations [Miy+15]. The SIMD ISE enables *data-level* parallel processing, handling multiple data via a single instruction [HP12]. The explicit data parallelism naturally implies PPS. Such remark extends also to GPU architectures, designed to intrinsically support data-level parallelism. Still, we are not aware of any work concerning their usage to accelerate masked software implementations. Finally, FPGAs represent an interesting case: they can be employed for either the implementation of hardware designs, or for the implementation of full CPUs [GMV20]. In both cases, the designs might rely on some parallel features, e.g., [VRM17], potentially introducing the PPS vulnerability.

5.6.3 Preventing PPS in Software

PPS emerges whenever the micro-architecture handles related shares in parallel. As discussed, architectures encompassing parallel features and certain programming models potentially introduce the PPS threat. As a naïve solution, the programmer should rely on programming techniques which do not promote data parallelism, and execute the implementation on architecture not endowed with parallel features. Yet, such approach would increase the high cost of a masked implementation, in particular for masked instances of order $n > 1$.

Instead, we advocate for a more principled approach, based on the concept of *Non-Completeness*. Non-Completeness is a security property defined in the context of *Threshold Implementations* [Bil+14]. Informally, by seeing an n -th order masked algorithm as a composition of subfunctions, each subfunction has to handle no more than n shares. Gaspoz and Dhooghe extend this property to provide *necessary* security properties against micro-architecture-induced recombination effects [GD23]. In particular, we remark their *Horizontal Register Non-Completeness* as a necessary condition to avoid PPS. Such property contrasts certain programming techniques, e.g., *share-slicing* [Gao+20a], which aim at the efficient implementation of masked software implementations.

Yet, their notion of non-completeness does not take into consideration the PPS stemming from the pipeline’s depth (i.e., number of pipeline stages). Indeed, PPS originates also from related shares manipulated in different pipeline stages. It is possible to extend the non-completeness property at pipeline level, requiring that the pipeline does not pro-

cess more than n shares at a time. Gigerl et al. suggest a stricter version of this *Pipeline Non-Completeness* property, separating the processing of related shares according to the pipeline’s depth and number of instructions that can be executed in parallel to prevent glitch-based leakage [GPM21].

Admittedly, register and pipeline non-completeness might not be sufficient to prevent PPS. Indeed, the register file, caches and memory, potentially store all the shares of an encoding. Static power leakage potentially allows an attacker to observe these shares, enabling successful attacks [Mor14]. The risk implied by static power leakage is still unexplored in the software context.

We conclude this discussion by remarking that the IPM scheme (more generally, the family of *code-based* masking) can *amplify* the naturally expected security order [Wan+16; Che+21; Wu+22]. That is, given a masking of order n , according to the particular public vector \mathbf{L} , the security order can be higher than n . Although we have analyzed IPM instantiated with *non-optimal* codes (i.e., which do not amplify the security order), the use of optimal codes can be a sound way to better mitigate PPS-based leakage. We leave as an interesting future work the investigation of the practical security guarantees of optimal code-based software masked implementations when register and pipeline non-completeness are satisfied.

5.7 Conclusion

Recent literature has highlighted the CPU micro-architecture as a rich source of recombination effects (e.g., transitions), which severely decrease the security of masking. Although the pervasiveness of such effects, our work shows that they do not represent the only threat to the practical security of masking in software: the parallel processing of share (PPS), exercised by a CPU micro-architecture, represents a potential threat too. Relying on an adaptation of the preprocessing technique proposed by Moos and Moradi [MM17], we show how to exploit PPS-based leakage against first-order instances of Boolean, arithmetic-sum and inner-product masking. Furthermore, despite the fact that some schemes, such as the inner-product masking, provide immunity to transition-based leakage, particular operations can remove such immunity. Specifically, we show how the employment of the log operation in the finite field multiplication algorithm allows the successful exploitation of transition-based leakage against the inner-product masking.

Chapter 6

Conclusion and Perspectives

With this sixth and conclusive chapter, we provide the conclusion we can draw up from each thesis' contribution. We close the thesis by elaborating on the potential research perspectives and potential future works.

6.1 Conclusion

Masking schemes provide a sound and proven approach to counteract the exploitation of side-channel information. However, the physical effects characterizing the micro-architecture of CPUs severely reduce the proven security guarantees. Long-term solutions ask for a CPU hardware taking into account such problematic. On the other hand, the lack of mitigation mechanisms in current CPU designs calls for short-term solutions to develop leakage-resilient masked implementations in practice. With this thesis, we have addressed the challenge of developing practically-secure masked software. As a first contribution, we have presented an automated methodology for the development of first-order masked software resilient to micro-architecture-induced transition-based leakages. This methodology relies on code generation algorithms to automate the generation of masked implementations while mitigating transition-based leakages stemming from both the architectural and micro-architectural details of the target CPU. Operating on an annotated intermediate representation of a masked software, and supported by a description of the (micro-)architectural features involved with transition-based leakages, we have enhanced the register allocation and instruction scheduling algorithms with *leakage-awareness*. By implementing our approach as part of the LLVM Core Libraries, and integrating it with an LLVM-based toolchain for the automated generation of first-order Boolean-masked software implementations, we have showed how our approach mitigates portions of the leaking samples occurring on a plain first-order implementation, while containing the overhead of the protected implementations in terms of execution time,

randomness requirements and code size with respect to a second-order masked solution. Yet, this approach, as the rest of the current existing works in the state of the art, relies on a description of the leaking micro-architectural features. This kind of dependence impacts the quality of the final solution—in terms of practical security and overhead—as well as the portability of the security guarantees across different micro-architecture designs.

A natural question is whether one can envision a more target-independent approach to achieve security in practice, despite the security degradation implied by the micro-architecture. In this regard, our second contribution consists in the evaluation of the impact of micro-architecture-induced leakages on different masking schemes. Specifically, we have investigated the practical security guarantees on first-order arithmetic-sum and inner-product masking, comparing them to first-order Boolean masking. At the same time, we have explored the impact that the data parallelism, potentially induced by the CPU’s micro-architecture, might have on the practical security of a masked software implementation. The investigation has first elaborated and showed how data parallelism can manifest and induce information leakage even on simple scalar microcontrollers. As a second step, we have evaluated the side-channel resilience of the masked variables when exposed to transition-based leakages and the leakage induced by data parallelism. Eventually, we have evaluated the security guarantees of several software implementations of the AES-128 cryptosystem, each masked at first-order with one of the studied masking schemes. We remark that, within this investigation, we have not suppress the informative side channels but, rather, we evaluated the intrinsic mitigation of the information leakage provided by each considered masking schemes. With this study, we have showed that, although the different side-channel resilience of the considered masking schemes, their as-it application is not viable since, by relying on slightly elaborated attacks, they do not withstand the exploitation of both types of information leakage.

6.2 Perspectives

In the scope of each contribution, we can elaborate several future works. Concerning our approach to automate the mitigation of micro-architecture-induced leakages, its integration with approaches that expose more instruction-level parallelism could provide highly efficient, side-channel resilient implementations. For instance, we find in Threshold Implementation masking and the bit-slicing paradigm potential candidates: the former splits the masking of an algorithm in the masking of several subfunctions, which can be potentially computed in parallel; the latter naturally exhibit parallel computation of data, which has been already studied in the masking context [Bel+20]. Natural extensions of the approach encompass higher-order masking, other types of masking schemes (for in-

stance Inner-Product masking) and description of more complex micro-architectures (for instance, super-scalar ones) and explore the potential benefits our code-generation-based method in such contexts. Along the idea of promoting collaboration between hardware and software, the combination of our approach with ISE-based ones has the potential to generate efficient and practically secure implementations. Indeed, a leakage-aware generation of the code potentially minimize the need to flush the micro-architecture, which an underlying hardware mechanism can handle to precisely target the leakage sources.

Concerning the study we have conducted on the leakage resilience of different masking schemes, we remark that for the Inner-Product masking we employed an arbitrary code for the construction of the masked variables. Cheng et al. have investigated codes optimizing the leakage resilience of such type of masking scheme against value-based leakage models [Che+21]. As such, we leave as an interesting future work the analysis of the contribution of such optimal codes might provide in practice against micro-architectural leakages. Our study limits to first-order masked implementations. Thus, a natural follow-up is the evaluation of the side-channel resilience of higher-order masking schemes. In particular, in light of the threat that data parallelism can represent, we find interesting to challenge the idea of resorting to higher-order masking to provide first-order security. Another interesting research direction we consider is the evaluation of the practical side-channel resilience in the context of more complex CPU designs. One might wonder what are the consequences, in terms of side-channel resilience, when more performant architectures get in the way of the masking designer. Barengi et al. and Gigerl et al. have already started this investigation with respect to the potential recombination effects characterizing super-scalar CPUs [BP18] [GPM21]. As overviewed in Chapter 3, a highly performant processor potentially exhibits increased parallelism capabilities. Such higher degree of parallelism becomes a potential detriment not only for first-order masked implementations, but also for higher-order ones, challenging the idea of using higher-order masking to provide practical side-channel security.

Résumé - Version Étendue

Introduction

Les premières traces historiques documentées de ce que nous pourrions définir comme un *canal auxiliaire* remontent à la seconde guerre mondiale. D'abord qualifiés de *phénomène de laboratoire douteux et ésotérique*, les canaux auxiliaires ont rapidement été reconnus comme une menace pratique pour la protection des biens sensibles, tels que les communications confidentielles. Par le terme *canal auxiliaire*, nous entendons tout canal de communication alternatif pouvant transmettre des informations (partielles) concernant un fait ou un système. L'analyse et l'exploitation de ces informations (partielles) - l'analyse du canal auxiliaire - peuvent amener celui qui analyse (l'analyste ; l'attaquant, dans certains contextes) à dégager des conclusions avec une probabilité donnée. L'analyse des canaux auxiliaires a trouvé un terrain fertile dans le domaine de la cryptologie, où elle est largement utilisée comme un puissant outil cryptoanalytique contre la sécurité mathématique des systèmes cryptographiques modernes. La parade à l'exploitation d'un canal auxiliaire prend la forme de *suppression du canal auxiliaire* ou de *limitation de l'information*. Dans le premier cas, le concepteur de la contre-mesure élimine le canal auxiliaire, tandis que dans le second cas, il limite la quantité d'informations que le canal auxiliaire peut transmettre. En ce qui concerne la seconde approche, l'idée consiste à augmenter le bruit affectant le canal auxiliaire. À cet égard, nous pouvons classer les contre-mesures en deux catégories : *la dissimulation* - le bruit cache le signal informatif - et *le masquage* - nous codons les informations dépendant du secret avec plusieurs valeurs aléatoires. Grâce à son cadre formel de sécurité, il est possible de définir et de prouver les garanties de sécurité du masquage. Malgré cette vérification formelle de la sécurité, le caractère non idéal du matériel physique viole les hypothèses sur lesquelles repose le cadre formel. Par conséquent, l'application pratique du masquage ne tient pas les promesses de sécurité prouvées. Cette divergence entre le contexte théorique et le contexte physique a une incidence sur les applications matérielles et logicielles du masquage. En particulier, lorsqu'il est utilisé pour fournir une protection contre les attaques par canaux auxiliaires pour des implémentations logicielles, un problème plus subtil se pose, car l'ISA prise

en charge par un processeur cache au concepteur du schéma de masquage les raisons physiques qui expliquent la divergence entre sécurité théorique et pratique. Selon Hennessy and Patterson, *une ISA consiste en la partie de l'architecture informatique visible pour le programmeur ou l'auteur du compilateur et l'ISA sert de frontière entre le logiciel et le matériel* [HP12]. Gao et al. développe davantage le concept d'ISA, le décrivant comme une *interface* entre ce à quoi le programmeur peut accéder (*l'architecture*) et ce avec quoi le programmeur ne peut pas interagir (*la micro-architecture*) [Gao+20b]. Une micro-architecture englobe les aspects de haut niveau du processeur, tels que le système de mémoire et le design du processeur [HP12]. En agissant comme une sorte de contrat entre le logiciel et le matériel, une ISA permet une équivalence sémantique lorsqu'un code est exécuté sur différents processeurs supportant la même ISA, bien que ces processeurs diffèrent potentiellement en termes de micro-architecture. Pour donner un exemple concret, un programme décrit avec l'ISA ARMv7 produira le même résultat s'il est exécuté sur le processeur simple ARM Cortex-M4 ou sur le processeur plus performant ARM Cortex-M7, bien que leur micro-architecture soit sensiblement différente. Ainsi, en fin de compte, le concepteur du schéma de masquage ne peut interagir directement qu'avec les caractéristiques architecturales d'un microprocesseur pour ne pas transmettre d'informations par les canaux auxiliaires représentés par les effets de recombinaison. D'une manière plus générale, en raison de la nature *opaque* de la micro-architecture, le concepteur n'est pas conscient de l'impact réel de la micro-architecture sur la sécurité d'une mise en œuvre logicielle. Dans la littérature sur les canaux auxiliaires, ce sujet - le rôle de la micro-architecture sur la sécurité par canaux auxiliaires des logiciels - est relativement nouveau, la première publication liant la fuite d'informations à la micro-architecture sous-jacente remontant à 2017 [PV17]. Depuis lors, d'autres publications se sont concentrées sur l'impact de la micro-architecture en termes de fuites d'informations, en explorant et en classant les différentes sources de fuites englobées dans la micro-architecture. Ces sources vont des registres cachés dans les pipelines d'exécution, typiques d'une micro-architecture dite *pipelinée*, aux défauts de signal caractérisant les éléments combinatoires de la micro-architecture, aux caractéristiques spéculatives et aux sous-systèmes de mémoire, qui se sont avérés être la cause première de canaux auxiliaires informatifs [BP18; Gao+20a; Gao+20b; MMT20; GPM21; MPW22]. L'impact de la micro-architecture est un problème de mieux en mieux compris, comme en témoigne l'augmentation du nombre de travaux sur le sujet, allant de l'étude des canaux auxiliaires induits par la micro-architecture, aux outils de vérification des implémentations logicielles masquées et aux méthodologies permettant leur exécution sécurisée. Par *méthodologies*, nous entendons des lignes directrices pour le développement sécurisé de logiciels masqués, ou des approches pour *automatiser* le processus de développement, en tenant compte de la menace de la micro-architecture, ou des modifications matérielles

pour permettre une exécution sécurisée. Ces lignes directrices sont un ingrédient important, car elles énoncent des principes généraux permettant d'éviter la génération de canaux auxiliaires informatifs. Dans le même esprit, les approches de génération automatisée d'implémentations sécurisées par la micro-architecture constituent un volet important, car elles facilitent le développement de logiciels masqués, tout en répondant à des aspects plus pratiques, comme le délai de mise sur le marché dans le cas d'un produit industriel. Les modifications matérielles, pour leur part, appellent une approche différente pour aborder le développement de logiciels sécurisés par des canaux auxiliaires : au lieu d'intervenir uniquement du côté logiciel, elles préconisent la conception d'une micro-architecture tenant davantage compte des canaux auxiliaires, soit en fournissant des mécanismes pour calculer les opérations masquées de manière sécurisée, soit en rendant le contrat logiciel/matériel, instancié par l'ISA, moins opaque et en fournissant au logiciel des mécanismes pour mieux contrôler la menace potentielle des canaux auxiliaires.

Par ailleurs, le fait d'aborder la sécurité des implémentations logicielles masquées via une telle approche en boîte blanche rend toutes les approches, ou du moins les implémentations qui en résultent, strictement dépendantes de la micro-architecture cible. Par conséquent, la portabilité de la sécurité n'est pas garantie dans le cas général. De plus, le développement d'une implémentation tenant compte de la micro-architecture repose strictement sur la connaissance de la micro-architecture elle-même. Cette connaissance est généralement limitée aux informations publiques disponibles, souvent incomplètes ; par conséquent, la mise en œuvre qui en résulte ne couvre pas toute la surface d'attaque offerte par la micro-architecture. Un autre point de difficulté est lié à la *complexité* de la conception de la micro-architecture : plus la micro-architecture offre de fonctionnalités pour des raisons de performance, plus elle génère de canaux auxiliaires potentiels. Ainsi, tenter de les traiter tous peut aboutir à une solution coûteuse en termes de temps d'exécution, par exemple, ou pourrait même s'avérer être une tâche impossible dans certains cas. Le problème est encore plus complexe si l'on considère les différents types de fuites : tenter de couvrir en même temps les fuites basées sur les transitions, les fuites basées sur les glitches et les fuites basées sur le couplage augmente potentiellement la difficulté de la tâche. On peut donc se demander s'il existe des approches plus *agnostiques* en ce qui concerne la micro-architecture sous-jacente.

Contributions

Dans cette thèse, nous nous intéressons, en suivant deux axes, à la tâche de développement de logiciels masqués sécurisés contre les attaques par canaux auxiliaires en pratique. Le premier axe concerne le développement automatisé de logiciels masqués résistants aux fuites en transition. En effet, dans l'état actuel des connaissances, les approches actuelles

s'appuient sur un modèle trop simplifié de la micro-architecture, ou ne prennent en compte que les effets de fuite provenant des éléments architecturaux du processeur, ou abordent le problème avec une approche de type *nous corrigeons ce que nous détectons*. De plus, une partie de ces approches fonctionne au niveau du code machine, perdant les opportunités en termes d'efficacité et de sécurité qu'une approche opérant à un niveau plus élevé du processus de compilation apporterait. La première contribution de cette thèse améliore l'état actuel de l'art en décrivant une méthodologie pour le développement automatisé de logiciels masqués résistants aux fuites en transition. Cette méthodologie tire profit de la phase de génération de code des compilateurs optimisants : étant donné une implémentation logicielle annotée avec des informations relatives aux canaux auxiliaires et une description de la micro-architecture cible, nous montrons comment exploiter les outils d'ordonnancement des instructions et d'allocation des registres pour atténuer les fuites en transition de manière automatisée. Par rapport à l'état de l'art actuel, cette méthodologie aborde le problème à un niveau différent du processus de compilation, en agissant sur une représentation intermédiaire du programme masqué. Par ailleurs, en utilisant des outils de génération de code, nous intégrons l'atténuation des fuites induites par la micro-architecture dans le processus de compilation, ce qui permet d'en tirer tous les avantages. Enfin, l'approche s'appuie sur une description de la micro-architecture qui sert d'entrée aux outils de génération de code. Cette approche permet une séparation des problèmes, car les algorithmes de génération de code sont totalement agnostiques par rapport à la micro-architecture cible, et le niveau de sécurité que nous pouvons atteindre dépend strictement de la qualité du modèle intégré dans cette description.

Le deuxième axe concerne une approche plus agnostique de la cible pour contrer les fuites induites par la micro-architecture. Comme nous l'avons fait remarquer précédemment, le fait de s'appuyer sur les spécificités de la micro-architecture représente une charge considérable pour le concepteur du masquage. Le fait de ne pas dépendre de ces informations améliore potentiellement la situation, en particulier en termes de portabilité de la sécurité de la solution entre les processeurs supportant la même ISA. Si l'on examine la littérature, la plupart des travaux se sont concentrés sur la protection des logiciels par le masquage booléen, car celui-ci est bien connu pour être sensible aux effets de recombinaison. Dans le même temps, des études théoriques sur d'autres schémas de masquage pourraient suggérer leur utilisation comme un moyen de répondre à la question de recherche sur ce deuxième axe. Cependant, peu de travaux ont été menés en pratique, ce qui nous amène à nous demander quelles sont les garanties de sécurité pratiques d'autres types de systèmes de masquage en présence de fuites induites par la micro-architecture.

Comme contribution complémentaire, nous soulignons que la menace potentielle provenant de la micro-architecture ne se limite pas aux effets de recombinaison. Les capacités de

parallélisme que les processeurs modernes peuvent offrir constituent un aspect particulier qui semble être négligé. En effet, les processeurs modernes ont évolué pour augmenter le nombre d'instructions par cycle d'horloge qu'ils peuvent traiter et, dans certains cas, calculer en même temps. Ces capacités parallèles découlent de techniques matérielles différentes et orthogonales. Parmi celles-ci, l'une des plus répandues est le *pipelining*, que l'on trouve également dans les microcontrôleurs actuels. En ciblant des microcontrôleurs simples, nous expliquons comment ce parallélisme peut se manifester et nous montrons concrètement comment il influe sur la sécurité des implémentations logicielles masquées.

État de l'Art et Questions de Recherche

Comme indiqué dans le chapitre d'introduction, l'ISA d'un processeur constitue une couche abstraite entre le logiciel exécuté et le matériel qui exécute ce logiciel. Cette couche permet au matériel sous-jacent de mettre en œuvre des fonctionnalités spécifiques de manière transparente, tout en préservant l'équivalence sémantique. Selon l'implémentation sous-jacente de la micro-architecture, un certain nombre d'instructions peuvent être exécutées par cycle d'horloge. Lorsque ce nombre atteint le minimum de 1, on parle d'architectures *scalaires*. Lorsque plusieurs instructions peuvent être exécutées au cours des mêmes cycles d'horloge, nous parlons d'architectures *super-scalaires*. Une autre distinction concerne l'ordre dans lequel une instruction est exécutée. On parle d'architectures *dans l'ordre* lorsque le processeur exécute les instructions conformément à leur ordre dans le programme ; dans le cas contraire, on parle d'architectures *dans le désordre*. L'avantage des architectures dans le désordre réside dans l'augmentation du débit des instructions.

En ce qui concerne les types potentiels de fuites pouvant provenir de la micro-architecture, nous trouvons des fuites en transition, des fuites basées sur les glitches et des fuites basées sur le couplage. Ces trois types de fuites impliquent une *recombinaison* des valeurs impliquées dans le phénomène. Les fuites basées sur les transitions proviennent de la mise à jour des éléments de mémoire au sein de la (micro-)architecture ; les fuites basées sur les glitches proviennent des instabilités de signal au sein de la logique combinatoire qui compose la micro-architecture ; les fuites basées sur le couplage proviennent du voisinage physique entre les composants physiques de la micro-architecture ou du bruit de l'alimentation électrique. Nous pouvons également classer les fuites en fonction du *type de recombinaison* qu'elles impliquent. On parle de fuite *inter-bit* lorsque la recombinaison implique des bits de valeurs distinctes, alors qu'on parle de fuite *intra-bit* lorsque la recombinaison implique des bits d'une même valeur. Le type de fuite et le type de recombinaison sont orthogonaux l'un par rapport à l'autre.

Revue de l'État de l'Art En ce qui concerne l'atténuation des fuites induites par la micro-architecture, la littérature se concentre sur les approches visant à appliquer le principe d'isolation des données afin d'éviter la recombinaison des shares, ce qui permet de restaurer les hypothèses de sécurité nécessaires au cadre formel du masquage. La revue de la littérature présentée dans ce chapitre porte sur les approches conçues pour protéger *activement* les implémentations logicielles masquées. Nous avons identifié 13 travaux d'intérêt, que nous classons selon l'approche méthodologique considérée pour corriger les fuites induites par la micro-architecture : basées sur l'ISA, basée sur une ISE et basée sur le principe de non-complétude.

Dans le cas des approches basées sur l'ISA, nous considérons toutes les méthodes qui réduisent les fuites en recourant uniquement à une interaction *indirecte* avec la micro-architecture au moyen de l'ISA, de manière *automatisée*. Nous classons les méthodes basées sur l'ISA en fonction de leur *pro-activité* (elles génèrent du code limitant intrinsèquement les fuites) [Abr+21; WSW19; Tso+23] ou *réactivité* (elles modifient un code pré-existant pour corriger les fuites) à l'atténuation de la fuite [SSG17; Ath+20; She+21b; She+21a].

Dans le cas des approches basées sur une ISE, nous considérons toutes les méthodes qui appliquent la réduction des fuites en recourant à une version étendue de l'ISA, qui offre plus de contrôle sur le comportement de la micro-architecture en matière de fuites. Nous pouvons classer les approches basées sur les ISE en fonction de la manière avec laquelle l'atténuation des fuites est gérée : par le matériel seul [Gao+20b; KS20] ou via une combinaison de matériel et de logiciel [Kia+20; MP21; Gao+21; CPW24].

Dans le cas des approches basées sur la non-complétude, nous considérons toutes les méthodes qui appliquent la propriété de *non-complétude* [Bil+14] pour éviter une ou plusieurs classes de fuites [MMT20; GPM21; GD23].

Nous pouvons comparer qualitativement les trois approches différentes en termes d'*efficacité* (qui décrit la quantité de sources de fuites atténuées), d'*invasivité* (qui décrit la modification matérielle à appliquer à la micro-architecture) et de *portabilité* (qui décrit la facilité avec laquelle les garanties de sécurité d'une mise en œuvre logicielle peuvent être transférées d'une micro-architecture à l'autre). En ce qui concerne l'efficacité, les solutions actuelles basées sur l'ISA montrent une application limitée aux fuites en transitions, englobant à la fois les interactions inter-bit et intra-bit. Les méthodes basées sur une ISE, grâce à la possibilité de modifier la micro-architecture sous-jacente, s'étendent également aux fuites basées sur les glitches. Les méthodes de non-complétude peuvent atténuer à la fois les fuites en transitions et les fuites basées sur les glitches. En ce qui concerne le caractère invasif, les méthodes basées sur l'ISA et la non complétude n'ont pas d'impact en termes de modification du matériel, alors que les méthodes basées sur une ISE peuvent nécessiter des modifications non négligeables. En ce qui concerne la

portabilité, les méthodes basées sur l'ISA présentent le degré le plus bas parmi les trois méthodologies, étant donné que la mise en œuvre du logiciel nécessite potentiellement des modifications pour être sécurisée sur différentes micro-architectures. Les méthodes basées sur une ISE sont légèrement meilleures que celles basées sur l'ISA, car elles ne nécessitent aucune modification du logiciel tant que les CPU fournissent une ISE avec les mêmes garanties de sécurité. Les approches qui englobent les propriétés de non-complétude sont celles qui nécessitent le moins de modifications du logiciel pour assurer la portabilité.

Problèmes non Résolus et Questions de Recherche L'analyse de la littérature nous a permis d'identifier plusieurs problèmes non résolus. Tout d'abord, nous remarquons le lien étroit entre les garanties de sécurité fournies par les approches basées sur l'ISA et la connaissance de la micro-architecture cible. Deuxièmement, nous constatons le manque de portabilité des garanties de sécurité entre les différentes micro-architectures. Troisièmement, les approches actuelles basées sur les ISAs reposent sur des modèles trop simplifiés de la micro-architecture cible, ce qui empêche l'atténuation totale des fuites induites par cette dernière. Quatrièmement, les approches actuelles se concentrent principalement sur la fourniture d'une sécurité pratique pour les implémentations masquées de premier ordre. Cinquièmement, de nombreuses recherches ont été menées pour fournir une sécurité pratique sur les processeurs d'ordre simple, mais ce problème reste une tâche complexe. Enfin, une grande partie de l'état de l'art se concentre sur les fuites en transitions, négligeant les effets des fuites basées sur les glitches.

Il apparaît clairement que la fourniture d'une sécurité de premier ordre sur des architectures simples est un défi actuellement non résolu, qui doit faire l'objet d'une étude plus approfondie. Parallèlement, de nombreuses recherches ont porté sur l'impact des fuites induites par la micro-architecture sur le masquage booléen et sur les méthodes permettant d'atténuer cet impact. Aucun des travaux dont nous avons connaissance n'a tenté d'étudier l'impact de la micro-architecture sur la sécurité pratique d'autres types de schémas de masquage.

En fin de compte, dans le cadre de cette thèse, nous abordons les questions de recherche suivantes : (1) quelles capacités d'atténuation pouvons-nous atteindre en considérant des modèles plus complets de la micro-architecture ; (2) quel est l'impact de la micro-architecture sur la sécurité pratique des schémas de masquage avec une structure algébrique différente de celle du masquage booléen.

Une Méthodologie Automatisée pour Atténuer les Fuites en Transitions par Modification Logicielle

L'examen de l'état de l'art a fait ressortir la difficulté actuelle de fournir une mise en œuvre masquée sécurisée au premier ordre lorsqu'elle est exécutée sur un processeur. Les méthodes basées sur l'ISA sont particulièrement touchées par ce problème, car elles ne peuvent intervenir que de manière indirecte pour prévenir les fuites micro-architecturales, sans aucun mécanisme matériel pour les atténuer. En outre, les approches actuelles ne permettent qu'une atténuation partielle des fuites basées sur les transitions, car elles s'appuient sur des modèles simples de la micro-architecture. Ce chapitre décrit une amélioration des méthodologies actuelles basées sur l'ISA : une approche proactive pour automatiser la génération d'implémentations logicielles masquées au premier ordre résistantes aux fuites en transitions induites par la micro-architecture. En observant que la modification de l'ordre des instructions dans le programme et une affectation différente des registres physiques peuvent éliminer les fuites basées sur les transitions, la solution proposée améliore les algorithmes d'ordonnancement des instructions et d'allocation des registres afin de générer des implémentations masquées de premier ordre tout en éliminant les sources de fuites. Lorsqu'une telle implémentation ne peut être générée - par exemple, l'un des deux algorithmes ne peut éviter une fuite en transition - nous *nettoyons* l'état de la micro-architecture : nous mettons à jour le contenu des éléments de mémoire au sein de la micro-architecture afin d'éliminer les fuites potentielles. Une fois le nettoyage de l'état de la micro-architecture effectué, les deux algorithmes peuvent reprendre leur tâche. L'approche s'articule autour de trois points principaux : l'annotation du programme d'entrée (ou *tagging*), la description de la micro-architecture et l'amélioration des algorithmes.

Le tagging sert à identifier précisément les shares manipulées par le programme masqué. Nous codons ces informations à l'aide du concept de *balise d'encodage*, une paire de nombres naturels représentant deux identifiants uniques : l'identifiant de l'encodage et l'identifiant du share au sein de l'encodage donné. Nous partons de l'hypothèse qu'une entité externe fournit un programme d'entrée annoté avec ces balises d'encodage. Sur la base du concept de balises d'encodage, nous définissons une *relation de fuite*, qui permet de comprendre si deux variables induisent des fuites informatives en transitions en examinant uniquement les balises d'encodage attribuées.

La description micro-architecturale fournit des informations sur les caractéristiques micro-architecturales du processeur cible. Nous enrichissons cette description en indiquant lesquelles de ces composantes induisent des fuites en transitions.

L'amélioration des algorithmes d'ordonnancement des instructions et d'allocation des registres suit un raisonnement simple : ces algorithmes tentent de résoudre un problème

d'optimisation. Les problèmes d'optimisation sont constitués d'un *coût de la fonction* et d'un ensemble de *contraintes* au problème. L'amélioration consiste donc à ajouter l'évitement des fuites en transitions en tant que contrainte supplémentaire. En pratique, pendant leur exécution, les algorithmes évaluent chaque solution intermédiaire potentielle. Quand une solution candidate est trouvée, l'algorithme vérifie en outre si, compte tenu de l'état actuel de la micro-architecture et de la description de la micro-architecture disponible, la solution intermédiaire induit une fuite en transition conformément à la relation de fuite définie. Si, parmi toutes les solutions intermédiaires potentielles, aucune ne satisfait à la contrainte de fuite, l'algorithme nettoie l'état de la micro-architecture. La manière dont le nettoyage est effectué dépend de l'algorithme. Néanmoins, comme dans toutes les approches basées sur l'ISA, l'idée principale est d'ajouter une (séquence d') instruction(s) précise(s) afin d'éliminer toute fuite potentielle en transition. Une fois la micro-architecture nettoyée, les algorithmes peuvent fonctionner à nouveau et converger vers une solution complète et sans fuite.

Nous avons mis en œuvre notre approche en nous basant sur les bibliothèques de LLVM et l'avons intégrée à une chaîne d'outils de compilation pour la génération automatisée d'implémentations logicielles masquées par masquage booléen de premier ordre. Nous avons évalué notre approche en évaluant les garanties de sécurité pratiques et les coûts associés pour la protection d'implémentations masquées en masquage booléen de premier ordre de l'algorithme de chiffrement par blocs SIMON128/128. Pour toutes les analyses, nous avons généré 10 implémentations distinctes issues d'une implémentation réduite à 10 de rondes de SIMON128/128 : une implémentation non masquée, une implémentation masquée au premier ordre, une implémentation masquée au second ordre et plusieurs implémentations masquées au premier ordre pour lesquelles nous appliquons activement séparément nos passes d'ordonnement des instructions et d'allocation des registres. Afin de fournir des chiffres plus représentatifs, nous avons également considéré des implémentations à 15, 20 et 25 rondes pour nos analyses de surcoût.

Nous effectuons l'analyse de sécurité conformément à la méthodologie de TVLA *Test Vector Leakage Assessment*. Afin de faire face aux fuites en transition impliquant à la fois la clé et le texte clair utilisés par SIMON128/128, nous effectuons, pour chaque implémentation, deux t-tests non spécifiques, l'un sur la clé et l'autre sur le texte clair. Nous condensons les résultats en conservant, entre les deux tests, la valeur de la t-statistique la plus élevée. D'après les analyses de sécurité, en comparant avec les implémentations simplement masquées au premier ordre et au second ordre, nous observons une réduction systématique des fuites lorsque l'ordonnement des instructions et l'allocation des registres fonctionnent. Pris isolément, nous remarquons que l'ordonnement des instructions pré-allocation de registres seul permet déjà une réduction substantielle des points de fuite, alors que la seule application de l'allocation des registres utilisée seule

aggrave les fuites observées. L'ordonnancement des instructions post-allocation de registres atténue mieux les fuites observées que l'utilisation de l'allocation de registres seule, ce qui suggère que la plupart des fuites ont une origine micro-architecturale ; par ailleurs, l'ordonnancement des instructions post-allocation de registres n'est pas en mesure d'atténuer tous les points de fuites. Nous trouvons une explication potentielle dans le caractère incomplet du modèle micro-architectural que nous employons, comme le prouve concrètement une nouvelle source de fuite en transitions que nous avons observée sur notre plateforme cible. Les sous-combinaisons des différents algorithmes ne montrent aucune amélioration par rapport à l'utilisation simultanée de tous les algorithmes, ce qui suggère que, pour atténuer efficacement les fuites basées sur les transitions au cours du processus de compilation, l'ensemble de la chaîne d'outils de compilation doit être impliqué dans le processus, et pas seulement une partie de celle-ci.

Pour l'évaluation du coût de l'approche, nous avons évalué chaque implémentation selon trois métriques : le temps d'exécution, le nombre de nombres aléatoires requis et la taille du code. Nous observons que les implémentations simplement masquées au premier ordre et au second ordre encadrent les coûts de toutes les implémentations masquées. Nous observons que l'utilisation de l'ordonnancement des instructions pré-allocation de registres réduit systématiquement à la fois le temps d'exécution et la taille du code, ce qui suggère que la plus grande liberté qui lui est accordée dans sa tâche peut aider à contenir l'impact sur les performances tout en atténuant les fuites en transition. En termes de nombres aléatoires requis, nous n'augmentons ce nombre que de 4 octets dans le pire cas, alors que l'implémentation au second ordre demande un nombre bien plus important, comme prédit par la théorie.

En combinant les résultats des deux analyses, nous observons que l'activation des trois algorithmes de notre approche offre un compromis intéressant en terme de réduction des fuites et de performance par rapport aux implémentations masquées compilées sans nos passes.

En comparaison avec l'état de l'art, nous remarquons qu'en travaillant sur la représentation intermédiaire du programme, nous pouvons fournir une implémentation résiliente aux fuites en transition pour toute cible pour laquelle nous disposons d'une description micro-architecturale augmentée par les informations sur les fuites. Un deuxième avantage découle de l'emploi de l'ordonnancement des instructions et de l'allocation des registres : en intégrant une contrainte de fuite dans le problème d'optimisation sous-jacent, nous générons potentiellement des implémentations plus performantes et résilientes aux fuites.

Concernant les travaux futurs potentiels, notre approche pourrait automatiser l'élimination des fuites basées sur les glitches en ajoutant des directives spécifiques à nos algorithmes. Notre méthodologie peut être aussi associée à d'autres approches pour obtenir de meilleures garanties de sécurité dans la pratique, par exemple avec le mécanisme de nettoyage

matériel de l'approche basée sur ISE proposé par Gao et al.[Gao+20b]. Pour nos analyses, nous avons utilisé un seul cas d'utilisation, le cryptosystème SIMON128/128. Un futur travail potentiel consiste à fournir des analyses plus exhaustives considérant différents cas d'utilisation. Notre approche tire nativement parti du parallélisme au niveau des instructions, grâce au module d'ordonnancement des instructions. La mise en œuvre de logiciels reposant sur des techniques de programmation ou de masquage favorisant le parallélisme pourrait être particulièrement favorable. Comme nous l'avons fait pour la chaîne d'outils basée sur LLVM que nous avons utilisée, nous pourrions améliorer d'autres outils existants pour étudier l'amélioration potentielle de la sécurité découlant de la combinaison de plusieurs approches. Enfin, nous laissons comme travail futur la formalisation de notre méthodologie en termes d'atténuation des fuites, de terminaison et de préservation de la sémantique du programme protégé.

À Propos de la Résilience en Pratique des Implémentations Logicielles Masquées

Pour combler le fossé entre la sécurité théorique et la sécurité pratique du masquage dans les logiciels, la littérature récente s'appuie principalement sur la suppression des fuites en transition et en glitch induites par la micro-architecture. Une limitation intrinsèque de cette approche réside dans un certain degré de dépendance à l'égard de la micro-architecture cible, ce que nous avons directement mis en évidence en proposant une méthodologie automatisée pour éliminer les fuites en transitions. Outre les manques identifiés dans la littérature, nous avons formulé deux observations supplémentaires : (1) la limitation des approches au masquage booléen et (2) la limitation aux effets de recombinaison. Peu de travaux ont exploré l'impact théorique des effets de recombinaison sur d'autres types de schémas de masquage, tels que le masquage arithmétique et le masquage par produit scalaire ; parmi eux, aucun n'a tenté une analyse complète de l'impact pratique des fuites induites par la micro-architecture sur de tels schémas. En ce qui concerne le deuxième point, les travaux actuels ne tiennent pas compte du *parallélisme des données* intrinsèque aux micro-architectures modernes, qui implique potentiellement un traitement en parallèle des shares (PPS), un phénomène dont l'attaquant peut tirer profit [MM17].

Motivés par le besoin d'une compréhension plus complète de l'impact de la micro-architecture sur la sécurité pratique des schémas de masquage, nous évaluons dans ce chapitre la sécurité pratique offerte par le masquage *booléen*, *arithmétique* et *produit scalaire* de premier ordre contre les fuites basées sur les transitions et les fuites basées sur le PPS dans les logiciels. Nous développons l'étude en trois étapes principales :

(1) caractérisation des fuites basées sur la transition et sur le PPS induites par la micro-architecture ; (2) impact des fuites basées sur la transition et sur le PPS sur les encodages de masquage de premier ordre ; (3) impact des fuites basées sur la transition et sur le PPS sur les implémentations logicielles masquées au premier ordre du chiffrement par blocs AES-128. Pour tenir compte également de la variabilité des fuites que l'on peut observer entre différents processeurs [MMT20; Aro+21; MPW22], nous effectuons toutes nos analyses sur deux plates-formes distinctes : un STM32F215, hébergeant un ARM Cortex-M3, et un STM32F303, hébergeant un ARM Cortex-M4.

Dans l'étape de caractérisation de notre étude, nous avons analysé la présence de chaque effet induit par la micro-architecture sur nos plates-formes expérimentales. La caractérisation commence par le choix de modèles de fuite appropriés pour capturer les deux effets. Nous nous appuyons sur les modèles somme des poids de Hamming (SHW) et distance de Hamming (HD) pour les fuites basées sur le PPS et les fuites en transitions, respectivement. Ensuite, nous concevons et développons plusieurs micro-benchmarks pour tester la présence de ces effets. Pour confirmer ou infirmer la présence d'un effet donné, nous effectuons des analyses de corrélation sur des mesures de puissance collectées pendant l'exécution des micro-benchmarks.

Après avoir établi certains scénarios d'utilisation bien contrôlés dans lesquels chaque effet de fuite se produit en raison de l'activité de la micro-architecture, nous exploitons ces mêmes micro-benchmarks pour étudier l'impact pratique de ces effets sur les encodages de masquage du premier ordre. Dans un premier temps, nous nous appuyons sur une simple analyse de corrélation de premier ordre et sur de l'information hypothétique pour avoir une première compréhension de l'impact que ces effets de fuite ont sur les encodages de masquage. Les résultats montrent qu'il est possible d'exploiter les informations divulguées par des fuites en transitions, alors que, conformément à la théorie, nous ne sommes pas en mesure d'exploiter les fuites basées sur le PPS. Dans la deuxième étape de l'analyse, nous avons recours à la technique de prétraitement proposée par Moos and Moradi pour exploiter les fuites basées sur le PPS [MM17]. Nous exploitons avec succès les informations divulguées par PPS lors du traitement des shares de masquage booléen et arithmétique, mais pas pour l'encodage du produit scalaire.

Nous remarquons que le modèle de fuite que nous avons utilisé pour effectuer les analyses de corrélation ne permet pas une exploitation optimale des informations divulguées. Sur la base de cette observation, nous tirons parti de la distribution statistique des modèles de fuite de la distance de hamming et de la somme des poids de hamming pour construire de meilleurs modèles de fuite. En appliquant cette approche et en la combinant avec la technique de Moos and Moradi, nous améliorons l'exploitation des informations contre les trois encodages considérés.

Enfin, après avoir compris l'impact pratique de ces effets de fuite sur les codages

de masquage, nous passons à l'analyse des implémentations de premier ordre entièrement masquées du chiffrement par blocs AES-128. Afin de fournir une analyse complète, nous avons divisé l'évaluation de la sécurité en deux parties : *l'évaluation des fuites d'informations*, pour analyser les informations divulguées par l'implémentation entièrement masquée, et *l'exploitation des fuites d'informations*, pour évaluer l'exploitabilité de ces informations.

L'évaluation de la fuite d'informations repose sur le t-test non spécifique, réalisé conformément à la méthodologie TVLA. Pour éliminer les faux négatifs, nous effectuons les tests deux fois, avec un texte en clair fixe différent, et nous condensons les résultats en conservant, pour chaque échantillon de canal auxiliaire, celui dont la valeur de la t-statistique est la plus élevée. Les analyses nous ont permis de constater une meilleure atténuation des fuites pour le masquage par produit scalaire, bien qu'il présente encore des points de fuite. En enquêtant, nous avons découvert que la fuite affectant la mise en œuvre du produit scalaire trouve sa cause première dans l'algorithme de multiplication de corps finis que nous employons.

L'exploitation des fuites d'informations comporte plusieurs analyses basées sur les corrélations, chacune étant caractérisée par un modèle de fuite différent ou une combinaison d'approches (par exemple, la technique de Moos and Moradi et l'exploitation de la distribution du modèle de fuite). Les analyses confirment les résultats obtenus lors de l'évaluation des fuites d'informations.

En résumé, notre étude montre que, malgré l'omniprésence et l'impact des effets de recombinaison, comme les fuites en transitions et les glitches, ceux-ci ne représentent pas la seule menace pour la sécurité pratique du masquage dans les logiciels. En nous appuyant sur une adaptation de la technique de prétraitement proposée par Moos et Moradi [MM17], nous montrons comment exploiter de manière fructueuse les fuites basées sur PPS contre les instances de premier ordre du masquage booléen, arithmétique et produit scalaire. En outre, malgré le fait que certains schémas, tels que le masquage par produit scalaire, offrent une immunité contre les fuites basées sur les transitions, des opérations particulières peuvent lever cette immunité. Plus précisément, nous montrons comment l'utilisation de l'opération log dans l'algorithme de multiplication de corps fini permet d'exploiter avec succès une fuite en transitions contre le masquage par produit scalaire.

Conclusion et Perspectives

Par cette thèse, nous avons contribué à relever le défi du développement de logiciels masqués sécurisés en pratique. Comme première contribution, nous avons présenté une nouvelle méthodologie pour combler le fossé entre les hypothèses soutenant les modèles

de sécurité où les schémas de masquage sont prouvés sûrs et la réalité du monde physique où les implémentations masquées sont exécutées. Cette méthodologie s'appuie sur des algorithmes de génération de code pour automatiser la génération d'implémentations masquées tout en atténuant les fuites en transitions provenant des détails architecturaux et micro-architecturaux du processeur cible. En opérant sur une représentation intermédiaire annotée d'un logiciel masqué, et en s'appuyant sur une description des caractéristiques (micro-)architecturales impliquées dans les fuites en transitions, nous améliorons l'allocation des registres et les algorithmes d'ordonnancement des instructions en leur faisant prendre en compte les fuites potentielles. En mettant en œuvre notre approche dans le cadre des bibliothèques de base LLVM, et en l'intégrant à une chaîne d'outils basée sur LLVM pour la génération automatique d'implémentations logicielles masquées par masquage booléen au premier ordre, nous montrons comment notre approche élimine certaines des fuites que nous trouvons sur une implémentation de premier ordre, tout en contenant coût en termes de temps d'exécution, d'exigences en matière d'aléa et de taille de code contenus par rapport à une solution masquée au second ordre. Cependant, cette approche, comme le reste des travaux existants dans l'état de l'art, repose sur une description des caractéristiques micro-architecturales impliquées dans les fuites. Ce type de dépendance a une incidence sur la qualité de la solution finale, en termes de sécurité pratique et de coûts, ainsi que sur la portabilité des garanties de sécurité entre différentes plateformes. Une question naturelle est de savoir si l'on peut envisager une approche plus agnostique pour atteindre la sécurité dans la pratique, malgré les dégradations de sécurité impliquées par la micro-architecture. À cet égard, notre deuxième contribution consiste à évaluer l'impact des fuites induites par la micro-architecture sur différents schémas de masquage. Plus précisément, nous avons étudié les garanties de sécurité pratiques sur le masquage arithmétique et produit scalaire au premier ordre, en les comparant au masquage booléen au premier ordre. L'étude a d'abord évalué la résistance aux fuites des encodages de premier ordre, puis a porté sur des implémentations masquées au premier ordre du cryptosystème AES-128. Nous remarquons que, dans le cadre de cette étude, nous n'avons pas tenté d'atténuer ou de supprimer les canaux auxiliaires informatifs, mais plutôt d'évaluer l'atténuation intrinsèque de la fuite d'informations fournie par des schémas de masquage ayant une structure mathématique différente. Cette étude a montré que le masquage par produit scalaire au premier ordre permet de mieux gérer les fuites provenant des caractéristiques architecturales et micro-architecturales du processeur, même s'il n'est pas en mesure d'y résister complètement lorsque des approches d'exploitation des fuites un peu plus élaborées sont appliquées. Nous avons également étudié l'impact que le parallélisme des données peut avoir sur la sécurité des systèmes de masquage.

En ce qui concerne notre approche de l'automatisation de l'atténuation des fuites

induites par la (micro-)architecture, son intégration avec des approches qui exposent davantage de parallélisme au niveau des instructions pourrait fournir des implémentations très efficaces et résistantes. Les extensions naturelles englobent le masquage d'ordre supérieur, d'autres types de schémas de masquage et la description de micro-architectures plus complexes (par exemple, super-scalaires). Enfin, dans l'idée de promouvoir une plus grande collaboration entre le matériel et le logiciel, on pourrait intégrer notre approche à celles basées sur une ISE, afin d'automatiser l'emploi de mécanismes tenant compte du matériel.

En ce qui concerne la résilience des différents schémas de masquage, une piste de recherche intéressante consisterait à comprendre quels sont les meilleurs codes optimaux pour le masquage par produit scalaire. En effet, nos résultats concernant le masquage par produit scalaire découlent de l'utilisation d'un seul code, choisi arbitrairement. Dans le même ordre d'idées, il serait intéressant d'étudier l'existence de codes optimaux à la fois dans le cas de fuites basées sur la transition et dans le cas de fuites basées sur le PPS. Notre étude se limite bien sûr à des processeurs simples et dans l'ordre. On peut se demander quelles sont les conséquences, en termes de résilience des canaux auxiliaires, lorsque des architectures plus performantes gênent le concepteur du schéma de masquage. Par exemple, les architectures super-scalaires favorisent intrinsèquement un degré plus élevé de parallélisme.

Abstract - Extended Version

Introduction

First documented historical traces of what we could define as a *side-channel* trace back to the II World War. Being at first labelled as a *dubious and esoteric laboratory phenomenon*, the side-channels quickly became recognized as a practical threat for the protection of sensitive assets, such as confidential communications. With the term *side-channel*, we refer to any alternative communication channel that can convey (partial) information concerning on some fact or system. The analysis and exploitation of this (partial) information—the *side-channel analysis*—can lead who analyse (*analyser*; *attacker*, in certain context) to draw some conclusion with a given probability. Side-channel analysis found a fertile land in the field of cryptology, where it is extensively employed as a powerful cryptoanalytic tool against the mathematical security of modern cryptographic systems. Counteraction against the exploitation of a side-channel takes the form of *side-channel suppression* or *information bounding*. In the first case, the countermeasure designer eliminates the side-channel, whereas in the second case the countermeasure designer limits the amount of information the side-channel can convey. Concerning the second approach, the idea consists in increasing the noise affecting the side-channel. In this regard, we can classify countermeasures into *hiding*—the noise hides the informative signal—and *masking*—we encode secret-dependent information with several random value. Thanks to its formal framework of security, one can define and prove the security guarantees of masking. Despite such formal security verification, physical non-idealities violate hypotheses on which the formal framework stands. By consequence, the practical application of masking do not met the proven security guarantees. This discrepancy between theoretical and physical context impacts both hardware and software application of masking. In particular, when employed to provide side-channel protection to software implementations, one faces a more subtle problematic, as the so-called *Instruction Set Architecture* (ISA) supported by a CPU processor hides to the masking scheme designer the physical reasons explaining the discrepancy. According to Hennessy and Patterson, *an ISA consists in the portion of the computer architecture visible to the pro-*

grammar or compiler writer and the ISA serves as the boundary between software and hardware [HP12]. Gao et al. further elaborates on the concept of an ISA, describing it as an *interface* between what the programmer can access to (the *architecture*) and what the programmer cannot interact with (the *micro-architecture*) [Gao+20b]. A micro-architecture encompasses high-level aspects of a CPU, such as the memory system and the CPU's design [HP12]. By acting as a sort of contract between software and hardware, an ISA allows semantic equivalence when executed on different CPUs supporting the same ISA, although these CPU potentially differs in terms of micro-architecture. As a concrete example, a program described with the ARMv7 ISA will provide the same output if executed on the simple ARM Cortex-M4 CPU, or the more performant ARM Cortex-M7, although their micro-architecture substantially differ. Thus, in the end, the masking scheme designer can directly interact solely with the architectural features of a micro-processor to not convey information through the side-channels represented by recombination effects. In the more general sense, due to the *opaque* nature of the micro-architecture, the designer is not aware of the actual security impact that the micro-architecture has on a software implementation. In the side-channel literature, this subject—the role of the micro-architecture on the side-channel security of software—is relatively new, with the first publication linking the information leakage to the underlying micro-architecture dating back to 2017 [PV17]. From then, more publications focused on the impact of the micro-architecture in terms of information leakage, exploring and classifying the different sources of leakages encompassed within the micro-architecture. Such sources range from hidden registers within the execution pipelines, typical for a so-called *pipelined* micro-architecture, signal glitches characterizing the combinatorial elements of the micro-architecture, speculative features and the memory subsystems have been found as the root cause of informative side-channels [BP18; Gao+20a; Gao+20b; MMT20; GPM21; MPW22]. The impact of the micro-architecture is a problem more and more understood, as witnessed by the increase of body of works concerned with the topic, ranging from investigation of micro-architecture-induced side-channels, tools for the verification of masked software implementations and methodologies for to enable their secure execution. With *methodologies* we mean guidelines for the secure development of masked software, or approaches to *automate* the development process, taking into account the micro-architecture threat, or hardware modifications to enable a secure execution. These guidelines are an important ingredient, as they state general principles to avoid the generation of informative side-channels. In the same vein, approaches for automated generation of micro-architecture-secure implementations constitute an important aspect, as they ease the development of masked software, while meeting more practical aspects, like the time-to-market in the case of an industrial product. Hardware modifications, instead, call for a different approach to tackle the development of side-channel secure

software: instead of intervening solely on the software side, they promote the conception of a more side-channel-aware micro-architecture, either by providing mechanisms to compute masked operations in a secure manner, or by making the software/hardware contract, instantiated by the ISA, less opaque and providing to the software with mechanisms to better control the potential side-channel threat.

On the other hand, tackling the security of masked software implementations in such a *white-box* manner makes all the approaches, or at least the resulting implementations, strictly dependent on the target micro-architecture. Indeed, the ISA enables behavioural diversity while preserving functional compatibility [Gao+20b]. As a result, the portability of the security is not guaranteed in the general case. Furthermore, the development of a micro-architecture-aware implementation strictly relies on the knowledge of the micro-architecture itself. Such knowledge is typically limited to the public available information, if any, as being part of an intellectual property; as a result, the resulting implementation does not cover the whole attack surface provided by the micro-architecture. Another point of difficulty is represented by the *complexity* of the micro-architecture design: as the micro-architecture provides more and more features for performance reasons, the more are the potential side-channels generated. Thus, attempting to address all of them might result in a costly solution in terms of execution time, for instance; or it might result in an impossible task in particular cases. The problematic exacerbates when considering the *types* of leakages: attempting to cover, at the same time, transition-based, glitch-based and coupling-based leakages potentially increase the difficulty of the task. Thus, one might wonder whether there exist approaches more *agnostic* with respect to the underlying micro-architecture.

Contributions

With this thesis, we address, along two axes, the task of developing side-channel secure masked software in practice. The first axis concerns with the automated development of masked software resilient to transition-based leakages. Indeed, from the current state of the art, current approaches either rely on oversimplified model of the micro-architecture, or consider only leakage effects stemming from the architectural elements of the CPU, or address the problem with a *we fix what we detect* approach. Moreover, part of these approaches works at the machine-code level, losing the opportunities, both in terms of efficiency and security, that an approach operating on a higher-level of the compilation process would bring. The first contribution of this thesis improves the current state of the art by describing a methodology for the automated development of masked software resilient against transition-based leakages. This methodology takes advantage of the code-generation phase of optimizing compilers: given in input a software

implementation—annotated with side-channel-related information— and a description of the target micro-architecture, we show how to exploit the instruction scheduling and register allocation tools to mitigate transition-based leakages in an automated manner. With respect the current state of the art, this methodology tackles the problem from a different level of the compilation process, acting on an intermediate representation of the masked program. At the same time, by employing code-generation tools, we render the micro-architecture-induced leakage mitigation part of compilation process, acquiring all the benefits of this latter. Last but not least, the approach relies on a micro-architectural description fed as an input to the code-generation tools. This approach provides a separation of concerns, as the code-generation algorithms are totally agnostic to the target micro-architecture, and the level of security we can reach strictly depend on the quality of the model integrated within this description.

The second axis concerns with a more target-agnostic approach to counteract the micro-architecture-induced leakages. As we remarked right before, relying on the micro-architectural details comes with a huge burden for the masking designer. Not relying on these details potentially improves the situation, in particular in terms of portability of the security of the solution across CPUs supporting the same ISA. If we look at the literature, most of the works focused on protecting boolean masked software, as boolean masking is well-known to be sensitive to recombination effects. At the same time, theoretical studies on other masking schemes might suggest their employment as a mean to address the research question along this second axis. Yet, little has been explored in practice, letting one wonder what are the practical security guarantees of other types of masking schemes in the presence of micro-architecture-induced leakages.

As a side contribution, we highlight that the potential threat originated from the micro-architecture does not limit to recombination effects. One particular that seems to be overlooked are the parallelism capabilities that modern CPUs potentially provide. Indeed, modern CPUs have evolved to increase the number of instruction per clock cycles that they might process and, in some cases, complete at the same time. Such parallel capabilities stem from different and orthogonal hardware-oriented techniques. Among these, one of the most wide-spread is the *pipelining*, which we can find also in current micro-controllers. Targeting simple micro-controllers, we elaborate on how this parallelism can manifest and we practically show how it impact on the security of masked software implementations.

State of the Art and Research Questions

As introduced in the introductory chapter, the ISA of a CPU provides an abstract layer between the software executed and the hardware running this software. This layer enables

the underlying hardware to implement specific functionalities in a transparent fashion, while preserving semantic equivalence. According to the underlying implementation of the micro-architecture, a certain number of instructions can be completed per clock cycles. When such number reaches the minimum of 1, we refer to such architectures as *scalar* architectures. When more than one instructions can be completed within the same clock cycles, we deal with *super-scalar* architectures. Also, a further distinction considers the *order* in which an instruction gets executed. When talk about *in-order* architectures when the CPU executes the instructions according to their order in the executed program; otherwise, we talk about *out-of-order* architectures. We find the advantage of out-of-order architectures in an increased *instruction throughput*, although it comes with several shortcomings to preserve semantic correctness.

Concerning the potential types of leakages that can originate from the micro-architecture, we find transition-based leakages, glitch-based leakages and coupling-based leakages. All of the three imply a *recombination* of the values involved in the phenomenon. Transition-based leakages originates from the update of memory elements within the (micro-)architecture; glitch-based leakages derives from signal instabilities within the combinatorial logic composing the micro-architecture; coupling-based leakages stem from the physical vicinity between physical components of the micro-architecture or due to power supply noise. Also, we can classify leakages according to the *type of recombination* they imply. We talk about *inter-bit* leakage when the recombination involves bits of distinct values, whereas we deal with *intra-bit* leakage when the recombination involves bits of the same value. The type of leakage and the type of recombination are orthogonal to each other.

State of the Art Review Concerning the mitigation micro-architecture-induced leakages, literature focuses on approaches to enforce *data-isolation* to avoid recombination of shares, implying a restoration of the violated hypotheses supporting the formal security framework behind masking. The literature review presented in this chapter focuses on approaches designed to *actively* protect masked software implementations. We identified 13 works of interest, which we classify according to the methodological approach considered to mitigate micro-architecture-induced leakages: ISA-based, ISE-based and Non-completeness-based.

With ISA-based approaches, we consider all the methods that apply leakage mitigation by resorting solely on the *indirect* interaction with the micro-architecture by means of the ISA, in an *automated* fashion. We classify ISA-based methods according to their *pro-activity* (it generates code intrinsically mitigating leakage) [Abr+21; WSW19; Tso+23] or *reactivity* (it modifies the code to mitigate the leakage) to the mitigation of leakage [SSG17; Ath+20; She+21b; She+21a].

With ISE-based approaches, we consider all the methods that apply leakage miti-

gation by resorting on an *extended* version of the ISA, which provides more control on the leakage behaviour of the micro-architecture. We can classify ISE-based approaches according to who the leakage mitigation is delegated: to the hardware [Gao+20b; KS20] or a mix of hardware and software [Kia+20; MP21; Gao+21; CPW24].

With Non-completeness-based approaches, we consider all the methods that enforce the *non-completeness* property [Bil+14] to avoid one or more classes of leakages [MMT20; GPM21; GD23].

We can qualitatively compare the three different approaches in terms of *efficacy* (it describes the amount of leakage sources mitigated), *invasiveness* (it describes the hardware modification to apply to the micro-architecture) and *portability* (it describes the easiness with which security guarantees of a software implementation can be transferred across micro-architectures). Concerning the efficacy, the current ISA-based solutions show an application limited to transition-based leakages, encompassing both inter-bit and intra-bit interactions. ISE-based methods, thanks to the possibility to modify the underlying micro-architecture, extend also to glitch-based leakages. Non-completeness methods can mitigate both transition-based and glitch-based leakages. Concerning the invasiveness, we ISA-based and Non-completeness-based ones have no impact in terms of hardware modification, whereas ISE-based ones might require non-negligible modifications. Concerning the portability, ISA-based ones exhibit the lowest degree among the three methodologies, as the software implementation potentially requires some modification to be secure on different micro-architectures. ISE-based ones slightly improve with respect to ISA-based ones, as they do not require any software modification as long as the CPUs provide an ISE with the same security guarantees. Approaches encompassing non-completeness properties require the less amount of modification to the software.

Open Problems and Research Questions From the literature review, we identified several open problems. First, we remark the strict link between the security guarantees provided by ISA-based approaches and the knowledge concerning the target micro-architecture. Second, we have the lack of portability of the security guarantees between different micro-architectures. Third, current ISA-based approaches rely on overly-simplified models of the target micro-architecture, preventing the total mitigation of the leakages induced by the latter. Fourth, current approaches mainly focus on providing practical security for first-order masked implementations. Fifth, there is strong research to provide practical security on simple in-order CPUs, which still results in a complex task. Finally, a major part of the state of the art focuses on a transition-based leakages, neglecting the effects of glitch-based ones.

It comes clear that providing first-order security on simple in-order architectures is a currently unsolved challenge, which require further investigation. At the same time,

lot of research investigated the impact of micro-architecture-induced leakages on boolean masking and related methods to mitigate the impact on it. None of the works we are aware of attempted to investigate the impact of the micro-architecture on the practical security of other types of masking schemes.

In the end, within this thesis we address the following research questions: (1) what mitigation capabilities can we reach by considering more complete models of the micro-architecture; (2) What is the impact of the micro-architecture on the practical security masking schemes with a different algebraic structure from the boolean one.

An Automated Methodology to Mitigate Transition-based Leakages at Software Level

The state of the art review made emerge the current difficulty to provide first-order secure masked implementation when executed on a CPU. ISA-based methodology particularly feel this problematic, since they can only *indirectly* intervene to prevent micro-architectural leakages, without any hardware mechanism to support their mitigation. Furthermore, current approaches provides *partial* mitigation of transition-based leakages, as they resort on simple models of the micro-architecture. This chapter describes an improvement to the current ISA-based methodologies in the state of the art: a pro-active approach to automate the generation of first-order masked software implementations resilient against micro-architecture-induced transition-based leakages. By observing that changing the order of the instructions in the program and a different assignment of the physical registers can remove transition-based leakages, the proposed solution enhances instruction scheduling and register allocation algorithms to generate first-order masked implementations *while* mitigating the sources of leakage. When such implementation cannot be generated—for instance, the one of the two algorithms cannot avoid a transition-based leakage—we *flush* the state of the micro-architecture: we update the content memory elements within the micro-architecture to remove the potential leakages. Once performed the flushing of the micro-architectural state, the two algorithms can proceed again with their task. The approach rolls out on three main points: input program annotation (or *tagging*), micro-architectural description and algorithms enhancements.

The tagging serves to precisely identify the shares manipulated by the masked program. We encode such information through the concept of *encoding tag*, a pair of natural numbers representing two unique identifiers: the identifier for the encoding and the identifier of the share within the given encoding. We rely on the assumption that an external entity provides an input program annotated with such encoding tags. Upon the concept of encoding tags, we define a *leakage relation*, which allow to understand whether two

variables induce informative transition-based leakages by looking only to the assigned encoding tags.

The micro-architectural description provides information on the micro-architectural features characterizing the target CPU. We enrich this description by marking which of these feature induces transition-based leakages.

The enhancement of the instruction scheduling and register allocation algorithms follow a simple rationale: these algorithms attempt to solve an optimization problem. Optimization problems are made of a *function cost* and a set of *constraints* to the problem. Thus, the enhancement consists in adding the avoidance of transition-based leakages as a further problem constraint. In practice, while operating, the algorithms evaluate each potential intermediate solutions. When a candidate one is found, the algorithm additionally checks whether, given the current micro-architectural state and the available micro-architectural description, the intermediate solution induces a transition-based leakage according to the defined leakage relation. If among all the potential intermediate solutions, none satisfy the leakage constraint, the algorithm flushes the micro-architectural state. How the flushing is done is algorithm-dependent. Nevertheless, as in all ISA-based approaches, the main idea is to add a precise (sequence of) instruction(s) in order to remove any potential transition-based leakage. Once flushed, the algorithms can operate again, converging towards a complete, leakage-free solution.

We implemented our approach as part of the LLVM Core Libraries and integrated it to a compilation tool-chain for the automated generation of first-order, boolean-masked software implementations. We evaluated our approach by evaluating the practical security guarantees and the implied overheads when protecting first-order, boolean-masked implementations of the SIMON128/128 block cipher. For all the analyses, we generated 10 distinct implementations of a 10-round-reduced implementation of SIMON128/128: an unmasked one, a first-order one, a second-order one and several first-order ones where we apply different combinations of instruction scheduling and register allocation micro-architectural protections. In order to provide better projections, for the overhead analyses we also considered 15, 20 and 25-round-reduced implementations.

We carry out the security analysis according to the *Test Vector Leakage Assessment*. In order to cope with transition-based leakages involving both the key and the plaintext used by SIMON128/128, for each implementation, we perform two non-specific t-tests, one on the key and one on the plaintext. We condense the results by preserving, between the two tests, the highest t-statistic value. From the security analyses, by comparing with respect to plain first-order and second-order implementations, we observe a systematic reduction of the leakages when both instruction scheduling and register allocation operates. When took in isolation, we remark how the pre-RA instruction scheduling alone already provides a substantial reduction of the leakage points, whereas the sole application of

register allocation worse the witnessed leakage. Post-RA instruction scheduling better mitigate the observed leakages than the employment of the register allocation, suggesting that most of the leaking samples has micro-architectural origin; at the same time, the post-RA instruction scheduling is not able to mitigate all the leakage points. We find a potential explanation in the *incompleteness* of the micro-architectural model we employ, as practically proven by a novel source of transition-based leakage we observed on our target platform. Combinations of the different algorithms do not show any improvement with respect to the simultaneous employment of all them, suggesting that, to effectively mitigate transition-based leakages during the compilation process, the whole compilation tool-chain should be involved in the process, and not only a part of it.

Concerning the overhead evaluation, we evaluated each implementation along three metrics of interest: execution time, randomness requirement and code size. We observe how the plain first-order and second-order masked implementations lower bound and upper bound, respectively, all the other masked implementations. We observe the employment of the pre-RA instruction scheduling systematically reduces both the execution time and code size overheads, suggesting that the higher freedom given to it in its task can help to contain the overhead impact while mitigating transition-based leakages. Indeed, we get the worst results when the implementations are not protected also with this version of the instruction scheduling. In terms of randomness requirements, we increment the requirement only by 4 bytes at worst, whereas the second-order implementation, as expected by the theory, exhibit an exponential increment.

Combining the results from the two analyses, we observe that the activation of all the three algorithms provides the best security/performance trade-offs with respect to a second-order masked implementation.

When comparing to the state of the art, we remark that, by working on the intermediate representation of the program, we can virtually provide transition-based leakage resilient implementation for any target for which we have a micro-architectural description augmented with leakage information. A second advantage stems from the employment of instruction scheduling and register allocation: integrating a leakage constraint in the underlying optimization problem, we potentially generate more performant, leakage-resilient implementations. Although potentially less performant than solutions that look for the *optimal* solution, we do not rely on the assumption that we always find a leakage-free implementation, coping with this possibility by flushing the micro-architectural state.

Concerning the potential future works, our approach can automate the mitigation of glitch-based leakages by encoding certain guidelines envisioned to avoid specific sources of glitch-based leakages. Our methodology can be paired with other approaches to reach better security guarantees in practice, for instance with hardware-based flushing mechanism of the ISE-based approach proposed by Gao et al.[Gao+20b]. For our analyses, we

employed a single use case, the SIMON128/128 cryptosystem. A potential future work consists in more exhaustive analyses considering different use cases. Our approach natively takes advantage of instruction-level parallelism, thanks to the instruction scheduling module. Software implementation relying on programming or masking techniques promoting parallelism would gain particular advantage. As we did for the LLVM-based tool-chain we employed, we could enhance existing tools to investigate the potential security enhancement stemming from their combination. Finally, we leave as a future work the formalization of our methodology in terms of leakage mitigation, termination and preservation of the protected program's semantic.

On the Practical Resilience of Masked Software Implementations

To bridge the gap between the theoretical and the practical security of masking in software, the recent literature mainly relies on the *suppression* of the transition-based and glitch-based leakages induced by the micro-architecture. An intrinsic limitation of this approach stands in some degree of dependency from the target micro-architecture running the implementation, which we directly witnessed by proposing an automated methodology to remove transition-based leakages. In addition to the identified literature gaps, we put forward two additional observations: (1) the limitation to boolean masking and (2) the limitation to recombination effects. Few works explored the theoretical impact of recombination effects on other types of masking schemes, such as the Arithmetic-Sum Masking and the Inner-Product Masking; among them, none attempted a comprehensive analysis of the practical impact of micro-architecture-induced leakages on such schemes. On the second point, current works do not take into account the *data-parallelism* intrinsic to modern micro-architectures, which potentially implies the parallel processing of shares (PPS), a phenomenon that attacker can fruitfully take advantage of [MM17].

Motivated by the need of a more comprehensive understanding of the micro-architecture impact on the practical security of masking schemes, in this chapter we evaluate the practical security offered by first-order *Boolean*, *arithmetic-sum* and *inner-product* masking against transition-based leakages and PPS-based leakages in software. We develop the investigation in three main steps: (1) micro-architecture-induced transition-based and PPS-based leakages characterization; (2) impact of transition-based and PPS-based leakages on first-order masking encodings; (3) impact of transition-based and PPS-based leakages on first-order masked software implementations of the AES-128 block cipher. To take into account also the leakage variability that one might witness across different CPUs [MMT20; Aro+21; MPW22], we carry out all of our analyses on two distinct

platforms: an STM32F215, hosting an ARM Cortex-M3, and a STM32F303, hosting an ARM Cortex-M4.

In the characterization step of our investigation, we analysed the presence of each micro-architecture-induced effect on our experimental platforms. The characterization starts with the choice of suitable leakage models to capture the two effects. Being developed out-of CMOS technology, we resort on the Sum-of-Hamming-Weights and Hamming-Distance models for the PPS-based and transition-based leakages, respectively. Then, we carefully design and develop several machine-code micro-benchmarks to test the presence of these effects. To confirm or disregard the presence of a given effect, we carry out correlation-based analyses on power-based side-channel traces collected during the execution of the micro-benchmarks.

Once established some well-controlled use cases where each leakage effect occurs due to the activity of the micro-architecture, we exploit the very same micro-benchmarks to investigate the practical impact of these effects on first-order masking encodings. As a first step, we rely on simple first-order correlation analysis and hypothetical information to have a first understanding of the impact that these leakage effects have on the masking encodings. The results show exploitability of the information leaked by transition-based side-channels, whereas, compliant with the theory, we are not able to exploit the PPS-based leakages. In the second step of the analysis, we resort on the preprocessing technique proposed by Moos and Moradi to exploit PPS-based leakage [MM17]. We positively exploit the information leaked by PPS when handling shares of boolean and arithmetic masking, but none for the inner-product encoding.

We remark that the leakage model we used to perform the correlation analyses does not allow an optimal exploitation of the leaked information. According to this observation, we take advantage of the statistical distribution of the hamming-distance and of the sum-of-hamming-weights leakage models to build better leakage models. Applying this approach, and combining it with the Moos and Moradi's technique, we improve the information exploitation against all the three masking encodings.

Finally, once understood the practical impact of these leakage effects on masking encodings, we move our analyses to fully-masked first-order implementations of the AES-128 block cipher. To provide a comprehensive analysis, we split the security assessment in a first *information leakage assessment*, to analyse the information leaked by the encoding or the fully masked implementation, and in a *information leakage exploitation*, to evaluate the exploitability of such information.

The information leakage assessment relies on the non-specific t-test, carried out according to the TVLA methodology. To get rid of false negatives, we perform the tests two times, each a different fixed plaintext, and we condensed the results by keeping, for each side-channel sample, the one with the highest t-statistic value. From the analy-

ses, we remark a better mitigation of the leakages for inner-product masking, although it still shows leaking points. By investigating, we discovered that the leakage affecting the inner-product implementation finds the root cause in the finite field multiplication algorithm we employ.

The information leakage exploitation carries out several correlation-based analyses, each characterized by a different leakage model or combination of approaches (for instance, Moos and Moradi’s technique and exploitation of the leakage model distribution). The analyses confirm the results obtained from the information leakage assessment.

All in all, our investigation shows that, although the pervasiveness and impact of recombination effects, as transition-based and glitch-based leakages, these do not represent the only threat to the practical security of masking in software. Relying on an adaptation of the preprocessing technique proposed by Moos and Moradi [MM17], we show how to fruitfully exploit PPS-based leakage against first-order instances of Boolean, arithmetic-sum and inner-product masking. Furthermore, despite the fact that some schemes, such as the inner-product masking, provide immunity to transition-based leakage, particular operations can remove such immunity. Specifically, we show how the employment of the log operation in the field multiplication algorithm allows the successful exploitation of transition-based leakage against the inner-product masking.

Conclusion and Perspectives

With this thesis, we contributed to the challenge of developing practically-secure masked software. As a first contribution, we presented a novel methodology to bridge the gap between the hypotheses supporting security models where masking schemes are proven secure and the reality of the physical world where the masked implementations gets executed. This methodology relies on code-generation algorithms to automate the generation of masked implementations while mitigating transition-based leakages stemming from both the architectural and micro-architectural details of the target CPU. Operating on an annotated intermediate representation of a masked software, and supported by a description of the (micro-)architectural features involved with transition-based leakages, we enhance the register allocation and instruction scheduling algorithms with *leakage-awareness*. By implementing our approach as part of the LLVM Core Libraries, and integrating it with an LLVM-based tool-chain for the automated generation of first-order, boolean-masked software implementations, we show how our approach mitigate portions of the leaking samples we find on a *plain* first-order implementation, while containing the overheads of the protected implementation in terms of execution time, randomness requirements and code size with respect to a second-order masked solution. Yet, this approach, as the rest of the current existing works in the state of the art, rely

on a description of the leaking micro-architectural features. This kind of dependence impacts the *quality* of the final solution—in terms of practical security *and* overheads—as well as the portability of the security guarantees across different micro-architecture designs. A natural question is whether one can envision more target-agnostic approach to achieve security in practice, despite the security degradations implied by the micro-architecture. In this regard, our second contribution consists in the evaluation of the impact of micro-architecture-induced leakages on different masking scheme instances. Specifically, we investigated the practical security guarantees on first-order arithmetic-sum and inner-product masking, comparing them to first-order boolean masking. The investigation first evaluated the side-channel resilience of the first-order encodings, then moved to full first-order masked implementations of the AES-128 cryptosystem. We remark that, within this investigation, we didn't attempt the mitigation or suppression of the informative side-channels but, rather, we evaluated the intrinsic mitigation of the information leakage provided by masking schemes with a different mathematical structure. This investigation remarked how first-order inner-product masking better cope with the side-channels originated from architectural and micro-architectural features of a CPU, although not able to withstand them when slightly more elaborate leakage exploitation approaches are applied. As a side-contribution, we investigated the impact that data-parallelism can have on the security of masking schemes.

In the scope of each contribution, we can elaborate several future works. Concerning our approach to automate the mitigation of (micro-)architecture-induced side-channel, its integration with approaches that exposes more instruction-level parallelism could provide highly efficient, side-channel resilient implementations. Natural extensions encompass higher-order masking, other types of masking schemes and description of more complex micro-architectures (for instance, super-scalar ones). Eventually, along the idea of promoting more *collaboration* between hardware and software, one might integrate our approach with ISE-based ones, in order to automate the employment of hardware-aware mechanisms.

Concerning the resilience of different masking schemes, an interesting research direction would be understanding the best optimal codes for the inner-product masking against transition-based leakages. Indeed, our results concerning inner-product masking stem from the employment of a single, arbitrarily-chosen code. On the same line, it would be interesting to investigate the existence of optimal codes both in the case of transition-based and PPS-based leakages. For sure, our study limits to simple, in-order CPUs. One might wonder what are the consequences, in terms of side-channel resilience, when more performant architectures get in the way of the masking scheme designer. For instance, super-scalar architectures intrinsically promote a higher degree of parallelism.

Personal Bibliography

Journal Articles

Lorenzo Casalino, Nicolas Belleville, Damien Couroussé and Karine Heydemann. “A Tale of Resilience: On the Practical Security of Masked Software Implementations”. In: *IEEE Access* 11 (2023). DOI: [10.1109/ACCESS.2023.3298436](https://doi.org/10.1109/ACCESS.2023.3298436).

Posters

“A Tale of Resilience: On the Practical Security of Masked Software Implementations”. *Conference on Cryptogr. Hardw. Embed. Syst.* Sept. 10-14, 2023. Prague, Czech Republic.

Published Software

Lorenzo Casalino, Nicolas Belleville, Damien Couroussé and Karine Heydemann. *A Tale of Resilience - Code Artefacts*. Version v1. 2023. DOI: <https://doi.org/10.5281/zenodo.8094516>.

Bibliography

- [ABP21] Francesco Antognazza, Alessandro Barengi, and Gerardo Pelosi. “Metis: An Integrated Morphing Engine CPU to Protect Against Side Channel Attacks”. In: *IEEE Access* 9 (2021). DOI: 10.1109/ACCESS.2021.3077977 (cit. on p. 26).
- [Abr+21] Arnold Abromeit, Florian Bache, Leon A. Becker, Marc Gourjon, Tim Güneysu, Sabrina Jorn, Amir Moradi, Maximilian Orlt, and Falk Schellenberg. “Automated Masking of Software Implementations on Industrial Microcontrollers”. In: *DATE*. 2021. DOI: 10.23919/DATE51398.2021.9474183 (cit. on pp. 25, 27, 29, 30, 37, 89, 132, 147).
- [Aro+21] Vipul Arora, Ileana Buhan, Guilherme Perin, and Stjepan Picek. “A Tale of Two Boards: On the Influence of Microarchitecture on Side-Channel Leakage”. In: *CARDIS*. 2021. DOI: 10.1007/978-3-030-97348-3_5 (cit. on pp. 25, 30, 94, 138, 152).
- [Ath+20] Konstantinos Athanasiou, Thomas Wahl, A. Adam Ding, and Yunsi Fei. “Automatic Detection and Repair of Transition- Based Leakage in Software Binaries”. In: *VSTTE, NSV*. 2020. DOI: 10.1007/978-3-030-63618-0_4 (cit. on pp. 25, 27, 29, 132, 147).
- [Bal+14] Josep Balasch, Benedikt Gierlichs, Vincent Grosso, Oscar Reparaz, and François-Xavier Standaert. “On the Cost of Lazy Engineering for Masked Software Implementations”. In: *CARDIS*. 2014. DOI: 10.1007/978-3-319-16763-3_5 (cit. on pp. 10, 17, 18, 23).
- [Bar+16] Gilles Barthe, Sonia Belaïd, François Dupressoir, Pierre-Alain Fouque, Benjamin Grégoire, Pierre-Yves Strub, and Rébecca Zucchini. “Strong Non-Interference and Type-Directed Higher-Order Masking”. In: *ACM SIGSAC*. 2016. DOI: 10.1145/2976749.2978427 (cit. on p. 29).

- [Bar+21] Alessandro Barengi, Luca Breveglieri, Niccolò Izzo, and Gerardo Pelosi. “Exploring Cortex-M Microarchitectural Side Channel Information Leakage”. In: *IEEE Access* 9 (2021). DOI: 10.1109/ACCESS.2021.3124761 (cit. on pp. 3, 76, 97).
- [Bea+13] Ray Beaulieu, Douglas Shors, Jason Smith, Stefan Treatman-Clark, Bryan Weeks, and Louis Wingers. “The SIMON and SPECK Families of Lightweight Block Ciphers”. In: *IACR Cryptol. ePrint Arch.* (2013) (cit. on pp. 79, 80).
- [Bea+19] Ray Beaulieu, Douglas Shors, Jason Smith, Stefan Treatman-Clark, Bryan Weeks, and Louis Wingers. *SIMON and SPECK Implementation Guide*. English. National Security Agency. Jan. 19, 2019. 37 pp. (cit. on p. 80).
- [Bec+22] Arthur Beckers, Lennert Wouters, Benedikt Gierlichs, Bart Preneel, and Ingrid Verbauwhede. “Provable Secure Software Masking in the Real-World”. In: *COSADE. 2022*. DOI: 10.1007/978-3-030-99766-3_10 (cit. on p. 38).
- [Bel+18] Nicolas Belleville, Karine Heydemann, Damien Couroussé, Thierno Barry, Bruno Robisson, Abderrahmane Seriai, and Henri-Pierre Charles. “Automatic Application of Software Countermeasures Against Physical Attacks”. In: *Cyber-Physical Systems Security*. 2018. DOI: 10.1007/978-3-319-98935-8_7 (cit. on p. 26).
- [Bel+20] Sonia Belaïd, Pierre-Évariste Dagand, Darius Mercadier, Matthieu Rivain, and Raphaël Wintersdorff. “Tornado: Automatic Generation of Probing-Secure Masked Bitsliced Implementations”. In: *EUROCRYPT. 2020*. DOI: 10.1007/978-3-030-45727-3_11 (cit. on p. 124).
- [Bel+23] Sonia Belaïd, Gaëtan Cassiers, Camille Mutschler, Matthieu Rivain, Thomas Roche, François-Xavier Standaert, and Abdul Rahman Taleb. “Towards Achieving Provable Side-Channel Security in Practice”. In: *IACR Cryptol. ePrint Arch.* (2023) (cit. on p. 25).
- [BFG15] Josep Balasch, Sebastian Faust, and Benedikt Gierlichs. “Inner Product Masking Revisited”. In: *EUROCRYPT. 2015*. DOI: 10.1007/978-3-662-46800-5_19 (cit. on p. 112).
- [Bih97] Eli Biham. “A Fast New DES Implementation in Software”. In: *FSE. 1997* (cit. on p. 91).
- [Bil+14] Begül Bilgin, Benedikt Gierlichs, Svetla Nikova, Ventzislav Nikov, and Vincent Rijmen. “Higher-Order Threshold Implementations”. In: *ASIACRYPT. 2014*. DOI: 10.1007/978-3-662-45608-8_18 (cit. on pp. 18, 34, 91, 120, 132, 148).

- [BJ22] Vahhab Samadi Bokharaie and Ali Jahanian. “Power side-channel leakage assessment and locating the exact sources of leakage at the early stages of ASIC design process”. In: *J. Supercomput.* 78.2 (2022). DOI: 10.1007/s11227-021-03927-w (cit. on p. 26).
- [Boa73] David G. Boak. *A History of U.S. Communication Security*. Tech. rep. National Security Agency, July 1973. URL: https://www.governmentattic.org/2docs/Hist_US_COMSEC_Boak_NSA_1973.pdf (cit. on p. 1).
- [BP18] Alessandro Barenghi and Gerardo Pelosi. “Side-channel security of super-scalar CPUs: evaluating the impact of micro-architectural features”. In: *DAC*. 2018. DOI: 10.1145/3195970.3196112 (cit. on pp. 3, 23, 24, 125, 128, 144).
- [Bro+19] Olivier Bronchain, Julien M. Hendrickx, Clément Massart, Alex Olshevsky, and François-Xavier Standaert. “Leakage Certification Revisited: Bounding Model Errors in Side-Channel Security Evaluations”. In: *CRYPTO*. 2019. DOI: 10.1007/978-3-030-26948-7_25 (cit. on pp. 12, 105).
- [BV21] David Blackman and Sebastiano Vigna. “Scrambled Linear Pseudorandom Number Generators”. In: *ACM Trans. Math. Softw.* (2021) (cit. on pp. 80, 113).
- [Cas+23] Gaëtan Cassiers, Loïc Masure, Charles Momin, Thorben Moos, Amir Moradi, and François-Xavier Standaert. “Randomness Generation for Secure Hardware Masking - Unrolled Trivium to the Rescue”. In: *IACR Cryptol. ePrint Arch.* (2023). URL: <https://eprint.iacr.org/2023/1134> (cit. on p. 88).
- [CGD18] Yann Le Corre, Johann Großschädl, and Daniel Dinu. “Micro-architectural Power Simulator for Leakage Assessment of Cryptographic Software on ARM Cortex-M3 Processors”. In: *COSADE*. 2018. DOI: 10.1007/978-3-319-89641-0_5 (cit. on p. 4).
- [Cha+81] Gregory J. Chaitin, Marc A. Auslander, Ashok K. Chandra, John Cocke, Martin E. Hopkins, and Peter W. Markstein. “Register Allocation Via Coloring”. In: *Comput. Lang.* 6.1 (1981). DOI: 10.1016/0096-0551(81)90048-5 (cit. on p. 52).
- [Cha+99] Suresh Chari, Charanjit S. Jutla, Josyula R. Rao, and Pankaj Rohatgi. “Towards Sound Approaches to Counteract Power-Analysis Attacks”. In: *CRYPTO*. 1999. DOI: 10.1007/3-540-48405-1_26 (cit. on pp. 15, 17).

- [Che+21] Wei Cheng, Sylvain Guilley, Claude Carlet, Jean-Luc Danger, and Sihem Mesnager. “Information Leakages in Code-based Masking: A Unified Quantification Approach”. In: *IACR Trans. Cryptogr. Hardw. Embed. Syst* (2021). DOI: 10.46586/TCHES.V2021.I3.465-495 (cit. on pp. 38, 121, 125).
- [Cor14] Jean-Sébastien Coron. “Higher Order Masking of Look-Up Tables”. In: *EUROCRYPT*. 2014. DOI: 10.1007/978-3-642-55220-5_25 (cit. on p. 15).
- [CPW24] Hao Cheng, Daniel Page, and Weijia Wang. “eLIMInate: a Leakage-focused ISE for Masked Implementation”. In: *IACR Trans. Cryptogr. Hardw. Embed. Syst.* (2024). DOI: 10.46586/TCHES.V2024.I2.329-358 (cit. on pp. 3, 25, 31, 33, 35, 132, 148).
- [CRR02] Suresh Chari, Josyula R. Rao, and Pankaj Rohatgi. “Template Attacks”. In: *CHES*. 2002. DOI: 10.1007/3-540-36400-5_3 (cit. on p. 13).
- [DDF14] Alexandre Duc, Stefan Dziembowski, and Sebastian Faust. “Unifying Leakage Models: From Probing Attacks to Noisy Leakage”. In: *EUROCRYPT*. 2014. DOI: 10.1007/978-3-642-55220-5_24 (cit. on p. 17).
- [De +17] Thomas De Cnudde, Begül Bilgin, Benedikt Gierlichs, Ventsislav Nikov, Svetla Nikova, and Vincent Rijmen. “Does Coupling Affect the Security of Masked Implementations?” In: *COSADE*. 2017. DOI: 10.1007/978-3-319-64647-3_1 (cit. on pp. 17, 18, 23).
- [DFS19] Alexandre Duc, Sebastian Faust, and François-Xavier Standaert. “Making Masking Security Proofs Concrete (Or How to Evaluate the Security of Any Leaking Device), Extended Version”. In: *J. Cryptol.* 32.4 (2019). DOI: 10.1007/S00145-018-9277-0 (cit. on pp. 10, 20, 104).
- [dHM22] Arnaud de Grandmaison, Karine Heydemann, and Quentin L. Meunier. “ARMISTICE: Microarchitectural Leakage Modeling for Masked Software Formal Verification”. In: *IEEE Trans. Comput. Aided Des. Integr. Circuits Syst.* 41.11 (2022). DOI: 10.1109/TCAD.2022.3197507 (cit. on pp. 3, 23, 24, 42, 76, 78, 97).
- [Fau+18] Sebastian Faust, Vincent Grosso, Santos Merino Del Pozo, Clara Paglialonga, and François-Xavier Standaert. “Composable Masking Schemes in the Presence of Physical Defaults & the Robust Probing Model”. In: *IACR Trans. Cryptogr. Hardw. Embed. Syst.* (2018). DOI: 10.13154/TCHES.V2018.I3.89-120 (cit. on p. 18).

- [Gao+20a] Si Gao, Ben Marshall, Dan Page, and Elisabeth Oswald. “Share-slicing: Friend or Foe?” In: *IACR Trans. Cryptogr. Hardw. Embed. Syst.* (2020). DOI: 10.13154/TCHES.V2020.I1.152-174 (cit. on pp. 3, 23, 24, 32, 37, 120, 128, 144).
- [Gao+20b] Si Gao, Ben Marshall, Dan Page, and Thinh Hung Pham. “FENL: an ISE to mitigate analogue micro-architectural leakage”. In: *IACR Trans. Cryptogr. Hardw. Embed. Syst.* (2020). DOI: 10.13154/TCHES.V2020.I2.73-98 (cit. on pp. 3, 4, 21, 25, 30–34, 91, 128, 132, 137, 144, 145, 148, 151).
- [Gao+21] Si Gao, Johann Großschädl, Ben Marshall, Dan Page, Thinh Hung Pham, and Francesco Regazzoni. “An Instruction Set Extension to Support Software-Based Masking”. In: *IACR Trans. Cryptogr. Hardw. Embed. Syst.* 2021.4 (2021), pp. 283–325. DOI: 10.46586/tches.v2021.i4.283-325 (cit. on pp. 25, 31–33, 132, 148).
- [GD23] John Gaspoz and Siemen Dhooghe. “Threshold Implementations in Software: Micro-architectural Leakages in Algorithms”. In: *IACR Trans. Cryptogr. Hardw. Embed. Syst.* (2023). DOI: 10.46586/TCHES.V2023.I2.155-179 (cit. on pp. 4, 23, 25, 34, 37, 120, 132, 148).
- [GHR15] Sylvain Guilley, Annelie Heuser, and Olivier Rioul. “A Key to Success - Success Exponents for Side-Channel Distinguishers”. In: *INDOCRYPT*. 2015. DOI: 10.1007/978-3-319-26617-6_15 (cit. on p. 11).
- [Gie+08] Benedikt Gierlich, Lejla Batina, Pim Tuyls, and Bart Preneel. “Mutual Information Analysis”. In: *CHES*. 2008. DOI: 10.1007/978-3-540-85053-3_27 (cit. on p. 11).
- [Gig+21] Barbara Gigerl, Vedad Hadzic, Robert Primas, Stefan Mangard, and Roderick Bloem. “Coco: Co-Design and Co-Verification of Masked Software Implementations on CPUs”. In: *USENIX Security Symposium*. 2021. URL: <https://www.usenix.org/conference/usenixsecurity21/presentation/gigerl> (cit. on p. 4).
- [GMK16] Hannes Groß, Stefan Mangard, and Thomas Korak. “Domain-Oriented Masking: Compact Masked Hardware Implementations with Arbitrary Protection Order”. In: *ACM TIS*. 2016. DOI: 10.1145/2996366.2996426 (cit. on p. 18).
- [GMV20] T. Gokulan, Akshay Muraleedharan, and Kuruvilla Varghese. “Design of a 32-bit, dual pipeline superscalar RISC-V processor on FPGA”. In: *Euromicro DSD*. 2020. DOI: 10.1109/DSD51259.2020.00062 (cit. on p. 120).

- [GPM21] Barbara Gigerl, Robert Primas, and Stefan Mangard. “Secure and Efficient Software Masking on Superscalar Pipelined Processors”. In: *ASIACRYPT*. 2021. DOI: 10.1007/978-3-030-92075-3\1 (cit. on pp. 3, 17, 18, 23–25, 27, 34, 37, 91, 120, 121, 125, 128, 132, 144, 148).
- [GR17] Dahmun Goudarzi and Matthieu Rivain. “How Fast Can Higher-Order Masking Be in Software?” In: *EUROCRYPT*. 2017. DOI: 10.1007/978-3-319-56620-7\20 (cit. on p. 112).
- [Gro+16] Hannes Groß, Manuel Jelinek, Stefan Mangard, Thomas Unterluggauer, and Mario Werner. “Concealing Secrets in Embedded Processors Designs”. In: *CARDIS*. 2016. DOI: 10.1007/978-3-319-54669-8\6 (cit. on p. 26).
- [Gro15] Hannes Groß. “Sharing is Caring - On the Protection of Arithmetic Logic Units against Passive Physical Attacks”. In: *RFIDsec*. 2015. DOI: 10.1007/978-3-319-24837-0\5 (cit. on p. 26).
- [HP12] John L. Hennessy and David A. Patterson. *Computer Architecture - A Quantitative Approach, 5th Edition*. 2012. ISBN: 978-0-12-383872-8 (cit. on pp. 3, 21, 22, 97, 120, 128, 143, 144).
- [HRG14] Annelie Heuser, Olivier Rioul, and Sylvain Guilley. “Good Is Not Good Enough - Deriving Optimal Distinguishers from Communication Theory”. In: *CHES*. 2014. DOI: 10.1007/978-3-662-44709-3\4 (cit. on p. 11).
- [ISW03] Yuval Ishai, Amit Sahai, and David A. Wagner. “Private Circuits: Securing Hardware against Probing Attacks”. In: *CRYPTO*. 2003. DOI: 10.1007/978-3-540-45146-4\27 (cit. on p. 17).
- [Kia+20] Pantea Kiaei, Darius Mercadier, Pierre-Évariste Dagand, Karine Heydemann, and Patrick Schaumont. “Custom Instruction Support for Modular Defense Against Side-Channel and Fault Attacks”. In: *COSADE*. 2020. DOI: 10.1007/978-3-030-68773-1\11 (cit. on pp. 3, 25, 31–33, 132, 148).
- [KJJ99] Paul C. Kocher, Joshua Jaffe, and Benjamin Jun. “Differential Power Analysis”. In: *CRYPTO*. 1999. DOI: 10.1007/3-540-48405-1\25 (cit. on p. 11).
- [KS20] Pantea Kiaei and Patrick Schaumont. “Domain-Oriented Masked Instruction Set Architecture for RISC-V”. In: *SECRISC-V*. 2020 (cit. on pp. 25, 31, 33, 132, 148).

- [KS22] Pantea Kiaei and Patrick Schaumont. “SoC Root Canal! Root Cause Analysis of Power Side-Channel Leakage in System-on-Chip Designs”. In: *IACR Trans. Cryptogr. Hardw. Embed. Syst.* (2022). DOI: 10.46586/TCHES.V2022.I4.751-773 (cit. on p. 4).
- [Laa22] Petri Laarne. *polsys/ennemi: 1.1.1*. Version v1.1.1. 2022. DOI: 10.5281/zenodo.5848134. URL: <https://doi.org/10.5281/zenodo.5848134> (cit. on p. 105).
- [LBS19] Itamar Levi, Davide Bellizia, and François-Xavier Standaert. “Reducing a Masked Implementation’s Effective Security Order with Setup Manipulations And an Explanation Based on Externally-Amplified Couplings”. In: *IACR Trans. Cryptogr. Hardw. Embed. Syst.* (2019). DOI: 10.13154/tches.v2019.i2.293-317 (cit. on pp. 23, 24).
- [Luo+17] Pei Luo, Konstantinos Athanasiou, Liwei Zhang, Zhen Hang Jiang, Yunsi Fei, A. Adam Ding, and Thomas Wahl. “Compiler-Assisted Threshold Implementation against Power Analysis Attacks”. In: *IEEE ICCD*. 2017. DOI: 10.1109/ICCD.2017.94 (cit. on p. 92).
- [MGH19] Elke De Mulder, Samatha Gummalla, and Michael Hutter. “Protecting RISC-V against Side-Channel Attacks”. In: *ACM DAC*. 2019. DOI: 10.1145/3316781.3323485 (cit. on p. 26).
- [Mic] ST Microelectronics. *STM32F405/415, STM32F407/417, STM32F427/437 and STM32F429/439 advanced Arm [®]-based 32-bit MCUs*. English. ARM (cit. on p. 87).
- [Miy+15] Abdulaziz Miyajan, Zhijie Shi, Chun-Hsi Huang, and Turki F. Al-Somani. “Accelerating higher-order masking of AES using composite field and SIMD”. In: *IEEE ISSPIT*. 2015. DOI: 10.1109/ISSPIT.2015.7394403 (cit. on p. 120).
- [MM17] Thorben Moos and Amir Moradi. “On the Easiness of Turning Higher-Order Leakages into First-Order”. In: *COSADE*. 2017. DOI: 10.1007/978-3-319-64647-3_10 (cit. on pp. 96, 107, 121, 137–139, 152–154).
- [MMT20] Lauren De Meyer, Elke De Mulder, and Michael Tunstall. “On the Effect of the (Micro)Architecture on the Development of Side-Channel Resistant Software”. In: *IACR Cryptol. ePrint Arch.* (2020). URL: <https://eprint.iacr.org/2020/1297> (cit. on pp. 3, 25, 34, 37, 38, 94, 128, 132, 138, 144, 148, 152).

- [MOP07] Stefan Mangard, Elisabeth Oswald, and Thomas Popp. *Power analysis attacks - revealing the secrets of smart cards*. Springer, 2007. ISBN: 978-0-387-30857-9 (cit. on pp. 8–10, 12, 94).
- [Mor14] Amir Moradi. “Side-Channel Leakage through Static Power - Should We Care about in Practice?” In: *CHES*. 2014. DOI: 10.1007/978-3-662-44709-3_31 (cit. on p. 121).
- [MP02] Hanspeter Mössenböck and Michael Pfeiffer. “Linear Scan Register Allocation in the Context of SSA Form and Register Constraints”. In: *CC, ETAPS*. 2002. DOI: 10.1007/3-540-45937-5_17 (cit. on pp. 51, 56).
- [MP21] Ben Marshall and Dan Page. “SME: Scalable Masking Extensions”. In: *IACR Cryptol. ePrint Arch.* (2021), p. 1416. URL: <https://eprint.iacr.org/2021/1416> (cit. on pp. 25, 31–33, 132, 148).
- [MPW22] Ben Marshall, Dan Page, and James Webb. “MIRACLE: MIcRo-ArChitectural Leakage Evaluation A study of micro-architectural power leakage across many devices”. In: *IACR Trans. Cryptogr. Hardw. Embed. Syst* (2022). DOI: 10.46586/TCHES.V2022.I1.175-220 (cit. on pp. 3, 17, 22–24, 42, 76, 94, 128, 138, 144, 152).
- [NEWa] NEWAE. *CW1200 ChipWhisperer-Pro - NewAE Hardware Product Documentation*. URL: <https://rtfm.newae.com/Capture/ChipWhisperer-Pro/> (visited on 04/25/2022) (cit. on pp. 80, 100).
- [NEWb] NEWAE. *CW308-STM32F2 - VCC Internal Regulator*. URL: <https://rtfm.newae.com/Targets/UF0%20Targets/CW308T-STM32F/#vcc-int-supply> (visited on 03/22/2022) (cit. on p. 100).
- [NIS01] NIST. *Advanced Encryption Standard (AES)*. FIPS 197. NIST. 2001. URL: <https://nvlpubs.nist.gov/nistpubs/FIPS/NIST.FIPS.197-upd1.pdf> (visited on 07/18/2023) (cit. on pp. 94, 112).
- [Nyq28] H. Nyquist. “Thermal Agitation of Electric Charge in Conductors”. In: *APS Phys. Rev.* 32 (1 1928). DOI: 10.1103/PhysRev.32.110 (cit. on p. 9).
- [Pap+23] Kostas Papagiannopoulos, Ognjen Glamocanin, Melissa Azouaoui, Dorian Ros, Francesco Regazzoni, and Mirjana Stojilovic. “The Side-channel Metrics Cheat Sheet”. In: *ACM Comput. Surv.* 55.10 (2023). DOI: 10.1145/3565571 (cit. on pp. 9, 18, 20).
- [PV17] Kostas Papagiannopoulos and Nikita Veshchikov. “Mind the Gap: Towards Secure 1st-Order Masking in Software”. In: *COSADE*. 2017. DOI: 10.1007/978-3-319-64647-3_17 (cit. on pp. 3, 23, 24, 27, 128, 144).

- [Ren+11] Mathieu Renauld, François-Xavier Standaert, Nicolas Veyrat-Charvillon, Dina Kamel, and Denis Flandre. “A Formal Study of Power Variability Issues and Side-Channel Attacks for Nanoscale Devices”. In: *EUROCRYPT*. 2011. DOI: 10.1007/978-3-642-20465-4_8 (cit. on p. 12).
- [Rep+15] Oscar Reparaz, Begül Bilgin, Svetla Nikova, Benedikt Gierlichs, and Ingrid Verbauwhede. “Consolidating Masking Schemes”. In: *CRYPTO*. 2015. DOI: 10.1007/978-3-662-47989-6_37 (cit. on p. 16).
- [Ros10] Sheldon M. Ross. *Introductory Statistics*. 3rd. 2010. ISBN: 978-0-12-374388-6 (cit. on p. 19).
- [RP10] Matthieu Rivain and Emmanuel Prouff. “Provably Secure Higher-Order Masking of AES”. In: *CHES*. 2010. DOI: 10.1007/978-3-642-15031-9_28 (cit. on pp. 15, 112).
- [RS09] Mathieu Renauld and François-Xavier Standaert. “Algebraic Side-Channel Attacks”. In: *Inscrypt*. 2009. DOI: 10.1007/978-3-642-16342-5_29 (cit. on p. 13).
- [Sha79] Adi Shamir. “How to Share a Secret”. In: *Commun. ACM* 22.11 (1979). DOI: 10.1145/359168.359176 (cit. on p. 14).
- [She+21a] Madura A. Shelton, Lukasz Chmielewski, Niels Samwel, Markus Wagner, Lejla Batina, and Yuval Yarom. “Rosita++: Automatic Higher-Order Leakage Elimination from Cryptographic Code”. In: *ACM SIGSAC*. 2021. DOI: 10.1145/3460120.3485380 (cit. on pp. 25, 27, 29, 30, 37, 39, 90, 132, 147).
- [She+21b] Madura A. Shelton, Niels Samwel, Lejla Batina, Francesco Regazzoni, Markus Wagner, and Yuval Yarom. “Rosita: Towards Automatic Elimination of Power-Analysis Leakage in Ciphers”. In: *NDSS*. 2021. URL: <https://www.ndss-symposium.org/ndss-paper/rosita-towards-automatic-elimination-of-power-analysis-leakage-in-ciphers/> (cit. on pp. 4, 23–25, 27, 29, 30, 37, 39, 90, 132, 147).
- [SLP+19] Patanjali SLPSK, Prasanna Karthik Vairam, Chester Rebeiro, and V. Kamakoti. “Karna: A Gate-Sizing based Security Aware EDA Flow for Improved Power Side-Channel Attack Protection”. In: *ACM ICCAD*. 2019. DOI: 10.1109/ICCAD45719.2019.8942173 (cit. on p. 26).
- [SLP05] Werner Schindler, Kerstin Lemke, and Christof Paar. “A Stochastic Model for Differential Side Channel Cryptanalysis”. In: *CHES*. 2005. DOI: 10.1007/11545262_3 (cit. on p. 13).

- [SM15] Tobias Schneider and Amir Moradi. “Leakage Assessment Methodology - A Clear Roadmap for Side-Channel Evaluations”. In: *CHES*. 2015. DOI: 10.1007/978-3-662-48324-4_25 (cit. on pp. 19, 20).
- [SMY09] François-Xavier Standaert, Tal Malkin, and Moti Yung. “A Unified Framework for the Analysis of Side-Channel Key Recovery Attacks”. In: *EUROCRYPT*. 2009. DOI: 10.1007/978-3-642-01001-9_26 (cit. on p. 18).
- [SSG17] Hermann Seuschek, Fabrizio De Santis, and Oscar M. Guillen. “Side-channel leakage aware instruction scheduling”. In: *ACM CS2*. 2017. DOI: 10.1145/3031836.3031838 (cit. on pp. 25, 27, 28, 30, 36, 37, 39, 89, 132, 147).
- [Tso+23] Rodothea-Myrsini Tsoupidi, Roberto Castañeda Lozano, Elena Troubitsyna, and Panagiotis Papadimitratos. “Securing Optimized Code Against Power Side Channels”. In: *IEEE CSF*. 2023. DOI: 10.1109/CSF57540.2023.00016 (cit. on pp. 25, 27, 28, 30, 36, 37, 39, 89, 132, 147).
- [VGS14] Nicolas Veyrat-Charvillon, Benoît Gérard, and François-Xavier Standaert. “Soft Analytical Side-Channel Attacks”. In: *ASIACRYPT*. 2014. DOI: 10.1007/978-3-662-45611-8_15 (cit. on p. 13).
- [VRM17] Jo Vliegen, Oscar Reparaz, and Nele Mentens. “Maximizing the throughput of threshold-protected AES-GCM implementations on FPGA”. In: *IEEE IVSW*. 2017. DOI: 10.1109/IVSW.2017.8031559 (cit. on p. 120).
- [VS09] Nicolas Veyrat-Charvillon and François-Xavier Standaert. “Mutual Information Analysis: How, When and Why?” In: *CHES*. 2009. DOI: 10.1007/978-3-642-04138-9_30 (cit. on p. 12).
- [Wan+16] Weijia Wang, François-Xavier Standaert, Yu Yu, Sihang Pu, Junrong Liu, Zheng Guo, and Dawu Gu. “Inner Product Masking for Bitslice Ciphers and Security Order Amplification for Linear Leakages”. In: *CARDIS*. 2016. DOI: 10.1007/978-3-319-54669-8_11 (cit. on p. 121).
- [Wat+20] Robert N. M. Watson, Peter G. Neumann, Jonathan Woodruff, Michael Roe, Hesham Almatary, Jonathan Anderson, John Baldwin, Graeme Barnes, David Chisnall, Jessica Clarke, Brooks Davis, Lee Eisen, Nathaniel Wesley Filardo, Richard Grisenthwaite, Alexandre Joannou, Ben Laurie, A. Theodore Marketos, Simon W. Moore, Steven J. Murdoch, Kyndylan Nienhuis, Robert Norton, Alexander Richardson, Peter Rugg, Peter Sewell, Stacey Son, and Hongyan Xia. *Capability Hardware Enhanced RISC Instructions: CHERI Instruction-Set Architecture*. Tech. rep. University of Cambridge, Oct. 2020. URL: <https://www.cl.cam.ac.uk/techreports/UCAM-CL-TR-951.pdf> (cit. on p. 30).

- [WSW19] Jingbo Wang, Chungha Sung, and Chao Wang. “Mitigating power side channels during compilation”. In: *ACM ESEC/SIGSOFT FSE*. 2019. DOI: 10.1145/3338906.3338913 (cit. on pp. 25, 27, 28, 30, 89, 132, 147).
- [Wu+22] Qianmei Wu, Wei Cheng, Sylvain Guilley, Fan Zhang, and Wei Fu. “On Efficient and Secure Code-based Masking: A Pragmatic Evaluation”. In: *IACR Trans. Cryptogr. Hardw. Embed. Syst.* (2022). DOI: 10.46586/TCHES.V2022.I3.192-222 (cit. on pp. 38, 121).
- [ZMM23] Jannik Zeitschner, Nicolai Müller, and Amir Moradi. “PROLEAD_SW Probing-Based Software Leakage Detection for ARM Binaries”. In: *IACR Trans. Cryptogr. Hardw. Embed. Syst.* (2023). DOI: 10.46586/TCHES.V2023.I3.391-421 (cit. on p. 4).
- [Zon+18] Davide Zoni, Alessandro Barenghi, Gerardo Pelosi, and William Fornaciari. “A Comprehensive Side-Channel Information Leakage Analysis of an In-Order RISC CPU Microarchitecture”. In: *ACM Trans. Design Autom. Electr. Syst.* (2018). DOI: 10.1145/3212719 (cit. on p. 3).